

Automated Reminders Reduce Incarceration for Missed Court Dates: Evidence from a Text Message Experiment

Alex Chohlas-Wood
Harvard University
achohlaswood@hks.harvard.edu

Madison Coots
Harvard University
mcoots@g.harvard.edu

Joe Nudell
Harvard University
jnudell@hks.harvard.edu

Julian Nyarko
Stanford University
jnyarko@law.stanford.edu

Emma Brunskill
Stanford University
ebrun@cs.stanford.edu

Todd Rogers
Harvard University
todd_rogers@hks.harvard.edu

Sharad Goel
Harvard University
sgoel@hks.harvard.edu

Abstract

Millions of Americans must attend mandatory court dates every year. To boost appearance rates, jurisdictions nationwide are increasingly turning to automated reminders, but previous research offers mixed evidence on their effectiveness. In partnership with the Santa Clara County Public Defender Office, we randomly assigned 5,709 public defender clients to either receive automated text message reminders (treatment) or not receive reminders (control). We found that reminders reduced warrants issued for missed court dates by approximately 20%, with 12.1% of clients in the control condition issued a warrant compared to 9.7% of clients in the treatment condition. We further found that incarceration from missed court dates dropped by a similar amount, from 6.2% in the control condition to 4.8% in the treatment condition. Our results provide evidence that automated reminders can help people avoid the negative consequences of missing court.

1 Introduction

In the United States, after a person is arrested and charged with a crime, they are either held in jail as their case proceeds, or they are released and asked to attend court of their own accord. While many released defendants do indeed attend court—as is legally required—some fail to do so. Non-appearance rates vary depending on jurisdiction and offense type, ranging from less than 10% to as high as 50% (Bornstein et al., 2013; Owens and Sloan, 2023). Failing to appear (FTA) at a required court date is a crime in nearly every state, and non-appearance can prompt judges to issue a warrant mandating the defendant’s arrest—hereafter called a “bench warrant”—at their next encounter with law enforcement (National Conference of State Legislatures, 2018). Missed court dates can also create inefficiencies for the court system more broadly, which increasing costs and exacerbating post-pandemic delays in U.S. courts (Jurva, 2021).

Once arrested for a bench warrant, punishment can include time in jail. This pretrial incarceration can impose social and economic hardships on defendants and their families—including housing loss, family strain, and social stigma (Bergin et al., 2022)—even as evidence suggests that time in jail may not deter future court absences (Holsinger et al., 2023). Pretrial incarceration has also been found to increase recidivism and reduce employment (Dobbie et al., 2018; Loeffler and Nagin, 2022; Smith, 2022). The consequences of missed court dates may fall particularly hard on racial minorities, given the disproportionate involvement of marginalized communities in the criminal legal system (Pew, 2022).

People may miss their court date simply due to forgetfulness or confusion about the court system (Kofman, 2019). As a result, court date reminders are increasingly used to help people remember and plan for their upcoming court obligations. Nearly half of all counties nationwide have either implemented or are planning to implement court date reminders via text message, phone call, mail, or some other method (Lattimore et al., 2020). Yet research on the effects of automated text message reminders is limited, even though it is one of the most cost-effective ways of sending reminders, and is increasingly used by jurisdictions nationwide.¹ The literature that does exist paints an incomplete picture of the efficacy of text message reminders to increase court appearance and decrease the negative consequences of missing court (Table 1). Two recent randomized controlled trials (RCTs) found significant and meaningful reductions in FTA rates from text message reminders (Emanuel and Ho, 2022; Fishbane et al., 2020), while two other RCTs also found reductions in FTA rates, though the estimates were not statistically significant (Lowenkamp et al.,

¹There is a larger literature on the effectiveness of court date reminders by mail or telephone call (Crozier, 2000; Ferri, 2022; Foudray et al., 2022; Goldkamp and White, 2006; Howat et al., 2016; Nice, 2006; Schnacke et al., 2012; Tomkins et al., 2012; White, 2006), and on the effectiveness of text message reminders to other participants in the criminal legal system (Cumberbatch and Barnes, 2018; Hastings et al., 2021). For example, in an experiment in Arkansas, Hastings et al. (2021) found that text message reminders reduced missed probation and parole appointments by over 40%, and Tomkins et al. (2012) found that postcard reminders reduced non-appearance rates by up to 34% in an experiment with misdemeanor defendants in Nebraska. See Bechtel et al. (2017) and Zottola et al. (2023) for reviews of the relevant literature.

Study	Year	Outcome	Sample	Control	Est. effect	CI	Estimated rel. effect	P-val
Chivers & Barnes, 2018	2017	Warrant at court date	946 defendants	22.5%	+1.8pp	N/A	+ 8%	0.51
Lowenkamp et al., 2018	N/A	FTA at court date	10,228 defendants	13%	-2pp	N/A	-18%	0.07
Fishbane et al., 2019	2016–17	FTA/warrant at summons hearing	20,234 defendants	37.9%	-9.9pp	[-12 – -7.8pp]	-26%	<0.01
Emanuel & Ho, 2022	2018–19	FTA at arraignment	30,870 defendants	21%	-8.2pp	N/A	-39%	<0.01
Owens & Sloan, 2023	2021	FTA at court date	1,096 housed defendants	50%	-6pp	[-11.2 – +0.6pp]	-12%	0.08

Table 1: Past experiments have yielded mixed results on the effectiveness of text message court date reminders for improving appearance rates.

2018; Owens and Sloan, 2023). Emanuel and Ho (2022) additionally examined the impact of automated reminders on pretrial incarceration, finding no statistically significant effect of reminders on jail bookings. One RCT estimated *higher*—but not statistically significant—warrant rates among people who received a text message reminder (Chivers and Barnes, 2018). Some of these studies likely lacked sufficient statistical power, but their presence in the literature may confuse or deter policymakers who are already hesitant to adopt behavioral nudges (DellaVigna et al., 2023). In addition, we note that the two studies that found statistically significant impacts on FTA considered only municipal violations and misdemeanors, even though more serious felony-level cases often comprise a substantial proportion of a court’s caseload.

We aim to help resolve whether text message reminders increase court appearance and reduce incarceration. To do so, we ran an RCT with 5,709 clients of the Santa Clara County Public Defender Office (SCCPDO), headquartered in San Jose, California, who were charged with felonies, misdemeanors, or supervision violations.² Alongside our contribution to the general literature on text message court date reminders, our study is the first to specifically examine the effect of reminders for clients of a public defender. Understanding the efficacy of reminders for this subpopulation is particularly important for ongoing policy debates, as policymakers may expect that public defenders can ensure court appearance for their own clients, obviating the need for reminders sent at additional cost to taxpayers. Indeed, SCCPDO clients appear at their court appointments the vast majority of the time. Yet there is still room for improvement, with about

²Our pre-registration is available at https://aspredicted.org/SMY_N1R. In our original design, we proposed comparing two message variants: a variant drafted by the public defender versus a simpler variant that we thought would be easier for clients to understand. However, we later concluded that the two message variants were not meaningfully comparable and so terminated that experiment without analyzing any of the resulting data. Simultaneously, we ran the experiment described in this paper, comparing the simpler variant against no messages. For transparency, we have now analyzed the data corresponding to our two-variant experiment, finding that bench warrant rates were lower among clients receiving the simpler variant compared to the longer one (12.3% vs. 13.4%, respectively), although the difference was not statistically significant. We are currently running a new experiment that we believe is better designed to compare differing message templates, pre-registered at https://aspredicted.org/FKC_XYY.

10–15% of scheduled court dates for SCCPDO clients ending in a bench warrant for non-appearance. Given that people are often required to attend multiple court dates, nearly one-third of SCCPDO clients received at least one bench warrant for missing court over the course of 2022. Over half of these clients were only facing misdemeanor or lesser charges, and one out of every four had no history of prior charges on file with SCCPDO. A single bench warrant for these clients thus has the potential to quickly ramp up an otherwise minimal brush with the criminal legal system, and underscores the importance of increasing appearance rates.

2 Experiment Design

Our experiment consists of 5,709 SCCPDO clients who had court dates during two timespans: 2,387 clients between May 17, 2022 and September 21, 2022, and 3,322 clients between October 14, 2022 and August 24, 2023. To be eligible for inclusion in the experiment, clients must have had at least one court date in the timespans mentioned above, had a cellphone number available in SCCPDO’s case management system, and had never previously received an automated reminder from SCCPDO.³

We focus on two primary outcome metrics: (1) issuance of a bench warrant for failure-to-appear (FTA) after assignment to treatment or control; and (2) whether a client was remanded to custody on a bench warrant at any point between assignment and the end of the experiment. Judges often issue a bench warrant when a defendant does not attend a mandatory court date, though they can decline to do so if they believe the client has sufficient justification for not being present (e.g., being sick with COVID) (Graef and Zanger-Tishler, 2023). We consider both whether a bench warrant was issued at a client’s first scheduled court date, as well as whether clients received at least one bench warrant at any time during the experiment.

Bench warrants are rarely proactively enforced. In theory, clients may resolve an open bench warrant by independently reaching out to the court or their attorney. In practice, however, clients with open bench warrants are typically arrested during their next, unrelated encounter with law enforcement (e.g., as a result of a traffic stop). In either case, the client then appears at a “bench warrant hearing.” At these hearings, judges may choose to release the client back into the community if they believe the client will appear at future court dates, or—alternatively—may remand the client to jail pending bail, later release, or case resolution. As result, a bench warrant does not always result in incarceration, given the dynamics of client initiative, chance contact with law enforcement, and judicial discretion. In particular, only half of SCCPDO clients with bench warrants issued between 2019 and 2021 were remanded to jail within two years of their missed court date (Figure D2).

³We briefly paused our experiment in between the two time periods while we updated our text message delivery system, as discussed in the Appendix. Starting in 2021, as we developed the software necessary to conduct this experiment, we sent court date reminders to some SCCPDO clients; these clients were not eligible for inclusion in our experiment, though they received similar reminders to those described here.

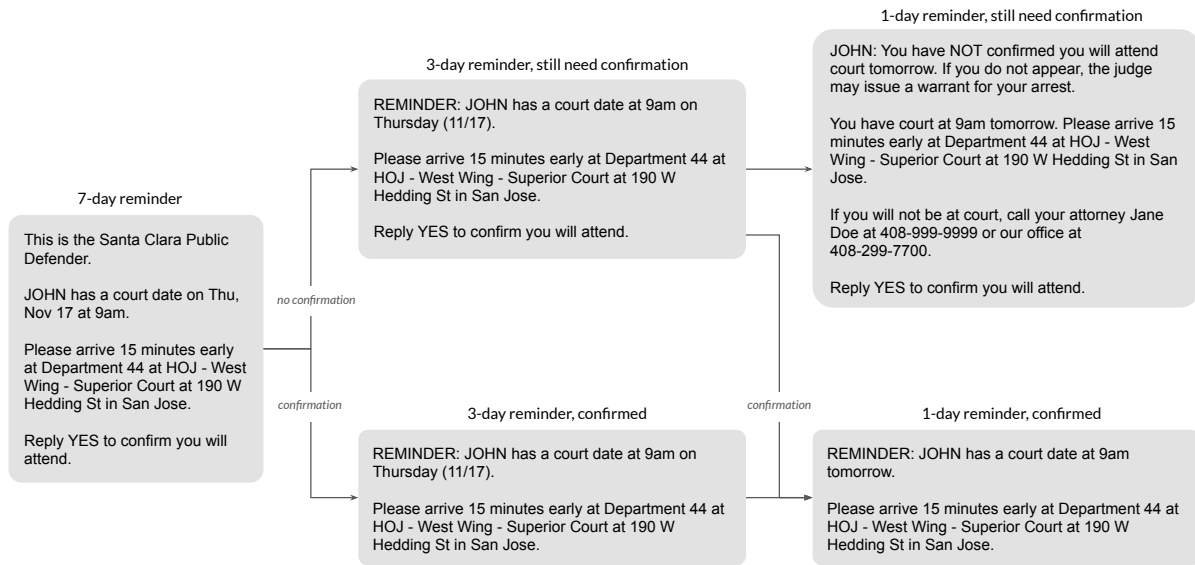


Figure 1: Message flow for clients in the treatment condition. Clients are asked to confirm their attendance at each court date, with the timing of their confirmation determining their path through this flow. For example, a client who confirms immediately after the first reminder would follow the bottom path. Other clients who withhold any confirmation would follow the top path.

We are specifically interested in how court date reminders impact these remands to jail. To measure this phenomenon, we code a client’s outcome as “incarcerated” if they were remanded at a bench warrant hearing where no new charges were brought, and code the outcome as “not incarcerated” for all other clients.⁴ This metric directly corresponds to the target of our intervention—incarceration solely attributable to missed court dates. Our findings are qualitatively similar if we redefine the outcome to indicate whether a client was remanded at any type of bench warrant hearing, regardless of whether they were arrested on new charges.

The 5,709 SCCPDO clients in our experiment were randomly assigned to treatment or control conditions with equal probability: 2,811 clients were assigned to the control condition, which meant they did not receive any automated reminders; and 2,898 clients were assigned to the treatment condition, which meant they received a series of automated reminders before their court date. In Figures 2 and B1, we show that covariate distributions were nearly identical across experiment arms, indicating that the randomization scheme worked as intended.

⁴To verify that a client who was remanded to custody was, in fact, held in the county jail, we worked with SCCPDO to manually query the custody status for a sample of 41 clients with court dates between June 5 and June 7, 2023. Of these 41 clients, 18 were remanded to custody at their court date. As of June 9, 2023, 16 of these 18 clients remanded to custody were verified to be in jail. Of the remaining 23 clients (who were not remanded to custody), 22 were verified not to be in jail. The small discrepancy between remands and incarceration is likely due to events that transpired between the court date and the custody check; for example, clients may have been released after paying bail, or may have been incarcerated on a different case not represented by SCCPDO. These results suggest that the vast majority of clients remanded to custody spend at least several days in jail.

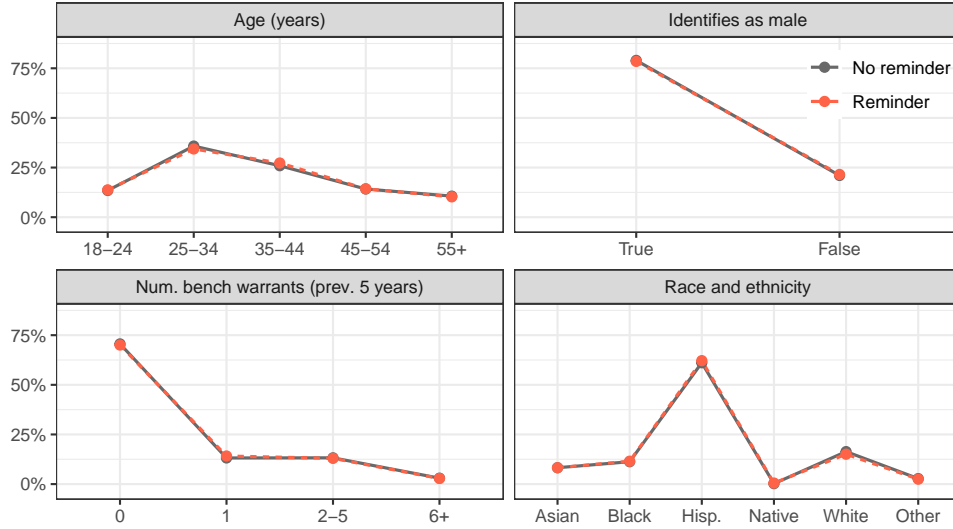


Figure 2: Distributions of select covariates split between treatment and control populations. Nearly half of participants were under the age of 34, most identified as male, a majority identified as Hispanic, and most had no record of a bench warrant within the past five years. In addition, distributions are nearly identical between conditions, confirming that our assignment mechanism randomly assigned clients to the two conditions as intended. See Figure B1 for a more comprehensive version of this plot.

Prior to the first reminder, we sent an introductory text message to clients in the treatment condition explaining the reminder program and explaining how to opt out, if desired. Of the 2,898 clients in the treatment arm, 107 opted out of receiving text message reminders, of which a majority (57 clients) opted out by noting that we had the wrong number. Reminders began seven days before each upcoming court date, with another reminder three days before, and a final reminder the day before the court date. (See Figure 1 for a diagram of these reminders.) This schedule mirrors the timing of reminders in Fishbane et al. (2020), and is similar to the timing used in other studies, which sent reminders at various combinations of one, three, and seven days before a court date (Chivers and Barnes, 2018; Emanuel and Ho, 2022; Ferri, 2022; Zottola et al., 2023). Translated versions of these reminders were provided in Spanish and Vietnamese for the 22% of clients who had previously indicated a need for a translator in one of these languages (Figures F3 and F4).

Clients were prompted to confirm their attendance by responding with “yes” or similar affirmations. For example, our application recognized many possible confirmations, including “OK”, “Confirmed”, “I’ll be there”, and a thumbs-up emoji, and confirmations in Spanish and Vietnamese. If they confirmed, we did not prompt for confirmation on subsequent reminders. Ultimately, 51% of clients in the treatment arm confirmed their attendance, and among these clients, 2.9% received a bench warrant at their first court date; in comparison, a bench warrant was issued for 16.8% of clients who did not confirm their attendance (Table E3). This difference could be explained by the

Timeframe	First court date		Any court date			
	Bench warrant			Remand to custody		
Outcome	(1)	(2)	(3)	(4)	(5)	(6)
Observations	5,709 clients		5,709 clients		5,709 clients	
Obs. (control)	2,811 clients		2,811 clients		2,811 clients	
Obs. (treatment)	2,898 clients		2,898 clients		2,898 clients	
Rate (control)	12.1%		20.7%		6.2%	
Rate (treatment)	9.7%		17.6%		4.8%	
Difference	-2.5pp		-3.1pp		-1.4pp	
Est. treat. effect	0.748**	0.775**	0.797**	0.818**	0.753*	0.769*
(Std. Error)	(0.068)	(0.066)	(0.058)	(0.055)	(0.095)	(0.090)
Covar. adjustment	Yes	No	Yes	No	Yes	No

Table 2: *The effect of text message reminders on the issuance of bench warrants for non-appearance, and on remanding to custody on a bench warrant, estimated using logistic regression as discussed in Section 3. Reported estimates are odds ratios (i.e., exponentiated logistic regression coefficients), with standard errors in parentheses calculated using the delta method. The single star indicates that the corresponding logistic regression coefficient estimates (on the log-odds scale) have a p-value between 0.01 and 0.05, and the double star indicates a p-value between 0.001 and 0.01. Coefficient estimates for other covariates are included in Table C2.*

act of confirming, self-selection, or a combination thereof. In any case, our study is not designed to determine whether confirmations affect appearance in court, and we do not consider confirmation behavior in our analysis in order to avoid post-treatment bias.

3 Results

In the control condition, 12.1% of clients received a bench warrant at their first scheduled court date during our experiment window, compared to 9.7% for clients in the treatment condition. This 2.5pp difference (95% CI: 0.9pp–4.1pp) corresponds to a 20.4% reduction in bench warrant rates. Over the course of the entire experiment, 20.7% of clients in the control condition received at least one bench warrant, compared to 17.6% of clients in the treatment condition, a 3.1pp difference (95% CI: 1.1pp–5.1pp) corresponding to a 15.0% reduction in the issuance of bench warrants. These reductions persist in subsequent rates of incarceration. 6.2% of clients in the control condition were remanded on a bench warrant after assignment to our experiment, compared to 4.8% of clients in the treatment condition, a 1.4pp difference (95% CI: 0.2pp–2.5pp) corresponding to a relative reduction of 22.0%.

To improve the precision of our results, we also estimate the impact of text message reminders via logistic regression models corresponding to each of our outcomes of interest:

$$\Pr(Y_i = 1) = \text{logit}^{-1}(\alpha + \beta T_i + \gamma^T X_i), \quad (1)$$

where Y_i indicates our outcome of interest (e.g., issuance of a bench warrant), T_i indicates whether the client was in the treatment condition, and X_i is a vector representing a variety of observable features of the client, case, and first scheduled court date. In particular, X_i includes: demographic information (the client’s age, race, whether the client identifies as male, whether the client prefers a language interpreter, whether the client’s attorney indicated a possible mental health issue for the client, whether a home address is on file for the client, and the distance between the client’s home address and the courthouse where their appearance is scheduled, coded as zero if there is no address on file); client history (the number of bench warrants for non-appearance known to SCCPDO in the previous five years, the inverse number of court dates known to SCCPDO in the previous five years, the product of these two covariates, representing the client’s bench warrant rate for failing to appear over the last five years, whether the client was “new”, i.e., whether the earliest court date known to the public defender was in the preceding year, the number of previous cases with the public defender’s office, the number of previous convictions or guilty pleas with the public defender office (including *nolo contendere* pleas), and the number of years since the client’s phone records were updated); case information (whether the most serious charge was classified as a felony, misdemeanor, or supervision violation, and indicators for which of 19 high-level charge categories were present, e.g., burglary or robbery); and court date information (the courthouse where the court date was scheduled, the day of week, the month, and a number indicating the court date was the n -th scheduled appointment on a case). With these models, we estimate effects that are comparable to those seen with the raw, unadjusted rates (Table 2).

4 Conclusion

Prisons and jails in the United States are overcrowded and underresourced (Pohl and Gabrielson, 2019), and arrests stemming from missed court dates are a significant contributor to incarceration. As states attempt to reduce the number of people they incarcerate⁵, many are looking to court reminders as a way to increase court appearances and reduce jail time. With an average marginal cost of roughly 60¢ per defendant per case, our results suggest that a text message reminder program can be an effective and relatively inexpensive way to increase appearances and decrease incarceration.

Much remains unanswered about how to design behavioral nudges to be most effective at prevent-

⁵For example, the Supreme Court of the United States ordered California to reduce the size of its prison population because overcrowding rendered prison conditions unconstitutional (see *Brown v. Plata*, 2011, no. 09-12330).

ing bench warrants. For example, the optimal timing and frequency of text message reminders is unclear. It may be more effective to remind clients about court obligations over a week in advance or to do so more frequently in the week before. The reminders we used also only briefly mentioned the possible consequences of missing court. Other content—a stronger focus on the consequences, or a focus on possible supports—may be more effective at preventing bench warrants. In addition, court date reminders may not help clients who are struggling with more fundamental barriers to court attendance, such as lack of transportation or childcare, or work obligations. Other behavioral nudges like transportation or financial assistance might further address these barriers and could complement court date reminders (Brough et al., 2022). Other court participants (including witnesses and police officers) may also struggle to attend court, and may benefit from reminders like the ones we describe here (Graef et al., 2023). Finally, many public defender clients may lack a reliable and persistent cellphone number altogether, preventing them from benefiting from these types of interventions.

In addition to behavioral nudges, policymakers might consider alternate pathways to reducing pretrial incarceration. For example, judges could issue a bench warrant for non-appearance only in the most egregious circumstances, such as when there is clear evidence a defendant is unwilling to cooperate with the judicial process. Some counties in California are working to improve appearance rates and other outcomes by pairing defendants with case managers that help to address underlying challenges, like housing instability and substance use, that their clients may be facing. While our work demonstrates the promise of behavioral nudges for reducing incarceration, this approach is but one step in more broadly reforming the criminal legal system.

Acknowledgements

We thank our partners at Santa Clara County, including Molly O’Neal, Sarah McCarthy, Terrence Charles, Sven Bouapha, Charlie Hendrickson, Srini Musunuri, and Angel Chan for their efforts on this project. Sophie Allen informed numerous aspects of this study through her fieldwork in Santa Clara County, and we are grateful for her continued perspective. Many other colleagues made valuable contributions to this work, including: Ro Encarnacion, Amelia Goodman, Dan Jenson, Nancy Mandujano, Ayesha Omarali; as well as Tara Watford, Chris Correa, and others from The Bail Project. This research was supported by grants from Stanford Impact Labs, Stanford Law School, Stanford Community Engagement, and the Harvard Data Science Initiative.

References

Bechtel, K., Holsinger, A. M., Lowenkamp, C. T., and Warren, M. J. (2017). A meta-analytic review of pretrial research: Risk assessment, bond type, and interventions. *American Journal of Criminal Justice*, 42:443–467.

- Bergin, T., Ropac, R., Randolph, I., and Joseph, H. (2022). The initial collateral consequences of pretrial detention: Employment, residential stability, and family relationships. *Residential Stability, and Family Relationships (September 12, 2022)*.
- Bornstein, B. H., Tomkins, A. J., Neeley, E. M., Herian, M. N., and Hamm, J. A. (2013). Reducing courts' failure-to-appear rate by written reminders. *Psychology, Public Policy, and Law*, 19(1):70.
- Brough, R., Freedman, M., Ho, D. E., and Phillips, D. C. (2022). Can transportation subsidies reduce failures to appear in criminal court? Evidence from a pilot randomized controlled trial. *Economics Letters*, 216:110540.
- Chivers, B. and Barnes, G. (2018). Sorry, wrong number: Tracking court attendance targeting through testing a “nudge” text. *Cambridge Journal of Evidence-Based Policing*, 2:4–34.
- Crozier, T. L. (2000). The court hearing reminder project: If you call them, they will come. Technical report, King County District Court.
- Cumberbatch, J. R. and Barnes, G. C. (2018). This nudge was not enough: A randomised trial of text message reminders of court dates to victims and witnesses. *Cambridge Journal of Evidence-Based Policing*, 2:35–51.
- DellaVigna, S., Kim, W., and Linos, E. (2023). Bottlenecks for evidence adoption. *Journal of Political Economy*. (Forthcoming).
- Dobbie, W., Goldin, J., and Yang, C. S. (2018). The effects of pre-trial detention on conviction, future crime, and employment: Evidence from randomly assigned judges. *American Economic Review*, 108(2):201–240.
- Emanuel, N. and Ho, H. (2022). Tripping through hoops: The effect of violating compulsory government procedures. *American Economic Journal: Economic Policy*. Forthcoming.
- Ferri, R. (2022). The benefits of live court date reminder phone calls during pretrial case processing. *Journal of Experimental Criminology*, 18:149—169.
- Fishbane, A., Ouss, A., and Shah, A. K. (2020). Behavioral nudges reduce failure to appear for court. *Science*, 370(6517):eabb6591.
- Foudray, C. M., Lawson, S. G., and Lowder, E. M. (2022). Jail-based court notifications to improve appearance rates following early pretrial release. *American Journal of Criminal Justice*, pages 1–21.
- Goldkamp, J. S. and White, M. D. (2006). Restoring accountability in pretrial release: The Philadelphia pretrial release supervision experiments. *Journal of Experimental Criminology*, 2:143–181.
- Graef, L., Mayson, S. G., Ouss, A., and Stevenson, M. T. (2023). Systemic failure to appear in court. *U. Pa. L. Rev.*, 172:1.
- Graef, L. and Zanger-Tishler, M. (2023). Consequences of criminal justice contact—label bias in pretrial risk assessments. (*Working paper*).
- Hastings, C., Thomas, C., Ostermann, M., Hyatt, J. M., and Payne, S. (2021). Reducing missed appointments for probation and parole supervision: a randomized experiment with text message reminders. *Cambridge Journal of Evidence-Based Policing*, 5:170–183.

- Holsinger, A. M., Lowenkamp, C. T., and Pratt, T. C. (2023). Is pretrial detention an effective deterrent? An analysis of failure to appear and rearrest says no. *Fed. Probation*, 87:3.
- Howat, H., Forsyth, C. J., Biggar, R., and Howat, S. (2016). Improving court-appearance rates through court-date reminder phone calls. *Criminal Justice Studies*, 29(1):77–87.
- Jurva, G. (2021). The impacts of the covid-19 pandemic on state & local courts study 2021: A look at remote hearings, legal technology, case backlogs, and access to justice. Technical report, Thomson Reuters Institute.
- Kofman, A. (2019). Digital jail: How electronic monitoring drives defendants into debt. *The New York Times Magazine*. Accessed: 2024-02-28. <https://www.nytimes.com/2019/07/03/magazine/digital-jail-surveillance.html>.
- Lattimore, P. K., Tueller, S., Levin-Rector, A., and Witwer, A. (2020). The prevalence of local criminal justice practices. *Fed. Probation*, 84:28.
- Loeffler, C. E. and Nagin, D. S. (2022). The impact of incarceration on recidivism. *Annual Review of Criminology*, 5:133–152.
- Lowenkamp, C. T., Holsinger, A. M., and Dierks, T. (2018). Assessing the effects of court date notifications within pretrial case processing. *American Journal of Criminal Justice*, 43:167–180.
- National Conference of State Legislatures (2018). Pretrial release violations and bail forfeiture. Technical report, National Conference of State Legislatures.
- Nice, M. (2006). Court appearance notification system: Process and outcome evaluation. Technical report, Multnomah County Budget Office.
- Owens, E. and Sloan, C. (2023). Can text messages reduce incarceration in rural and vulnerable populations? *Journal of Policy Analysis and Management*, 42(4):992–1009.
- Pew (2022). Racial disparities persist in many U.S. jails. Technical report, The Pew Charitable Trusts.
- Pohl, J. and Gabrielson, J. (2019). We revealed California jails are in crisis. Gavin Newsom is calling for more oversight. *The Sacramento Bee*.
- Schnacke, T. R., Jones, M. R., and Wilderman, D. M. (2012). Increasing court-appearance rates and other benefits of live-caller telephone court-date reminders: The Jefferson County, Colorado, FTA pilot project and resulting court date notification program. *Court Review*, 48:86.
- Smith, S. S. (2022). How pretrial incarceration diminishes individuals’ employment prospects. *Fed. Probation*, 86:11.
- Tomkins, A. J., Barnstein, B., Herian, M. N., and Rosenbaum, D. I. (2012). An experiment in the law: Studying a technique to reduce failure to appear in court. *Court Review*, 48:96.
- White, W. (2006). Court hearing call notification project. Technical report, Criminal Justice Coordinating Council & Flagstaff Justice Court, Coconino County Arizona.
- Zottola, S. A., Crozier, W. E., Ariturk, D., and Desmarais, S. L. (2023). Court date reminders reduce court nonappearance: A meta-analysis. *Criminology & Public Policy*, 22(1):97–123.

Appendix

A Treatment Assignment

In the first phase of the experiment (i.e., for clients with initial court dates between May 17, 2022 and September 21, 2022), clients in the treatment condition received an introductory text message up to seven days before their first court date reminder. Occasionally, however, court dates once eligible for reminders may have become ineligible in this interim period after the introductory message was sent (e.g., because the attorney indicated they would appear on the client’s behalf, or because the recipient may have opted out of text message reminders immediately after their introductory message). As a result, 85 of the 2,898 clients in the treatment condition did not receive a reminder for their initially scheduled court date. Nevertheless, we include in the treatment condition all clients who received an introductory message, regardless of whether or not a reminder was actually sent, as the introductory text message could itself impact behavior. In the second phase of the experiment (i.e., for clients with initial court dates between October 14, 2022 and August 24, 2023), we adjusted our protocol to address this issue, sending the introductory message and the first court date reminder at the same time. This change ensures that all clients in the treatment condition did in fact receive at least one reminder.

At the end of the first phase of the experiment, all clients in the first phase were transitioned to receive text messages reminders for any future court dates, regardless of whether they were initially assigned to treatment or control. As a result, our estimate of the effect of reminders on long-term outcomes is likely conservative, since some clients in the control condition received reminders for part of the observation window. This pattern does not affect our estimate of reminders on the issuance of bench warrants at the first court date, since that outcome is measured before any transitioning occurred. No clients in the second phase of the experiment were transitioned, i.e., clients in the control condition in the second phase did not receive reminders during the observation period.

To confirm that our assignment procedure indeed randomly assigned clients to treatment or control, we examined balance plots (Table B1 and Figure B1). Across a wide range of covariates, we see that the distributions are nearly identical between the two conditions, as expected.

B Client Population Distributions

	All	Cell on File	Experiment	Control	Treatment
Age (years)					
18-24	12%	13%	14%	13%	14%
25-34	33%	34%	35%	36%	34%
35-44	27%	28%	27%	26%	27%
45-54	15%	15%	14%	14%	14%
55+	13%	10%	10%	11%	10%
Case appearance number					
1	5%	36%	3%	3%	3%
2	30%	16%	53%	53%	52%
3-5	32%	22%	33%	33%	33%
6+	33%	25%	11%	11%	11%
Case severity					
Felony	35%	37%	36%	36%	35%
Misdemeanor	49%	57%	59%	58%	59%
Supervision Violation	16%	6%	6%	6%	5%
Courthouse					
Hall Of Justice	67%	70%	75%	75%	75%
Palo Alto	12%	10%	12%	12%	13%
South County	7%	8%	9%	9%	9%
Other	14%	11%	3%	3%	3%
Distance from home to courthouse (miles)					
0-0.9	6%	7%	7%	7%	7%
1-3.9	19%	22%	23%	22%	23%
4-7.9	24%	28%	28%	29%	28%
8+	26%	29%	31%	31%	31%
N/A	25%	14%	11%	11%	11%
Identifies as male					
True	80%	80%	79%	79%	78%
False	20%	20%	21%	21%	22%
New client (within prev. year)					
True	34%	38%	48%	48%	48%
False	66%	62%	52%	52%	52%
Num. appearances (prev. 5 years)					

0	4%	23%	0.5%	0.6%	0.4%
1	20%	11%	37%	37%	38%
2-5	26%	21%	30%	30%	31%
6-19	28%	24%	19%	19%	18%
20+	23%	22%	13%	13%	13%
Num. bench warrants (prev. 5 years)					
0	61%	64%	70%	71%	70%
1	15%	13%	14%	13%	14%
2-5	19%	17%	13%	13%	13%
6+	5%	5%	3%	3%	3%
Potential mental health issue(s)					
True	16%	18%	15%	16%	15%
False	84%	82%	85%	84%	85%
Prefers English					
True	82%	80%	78%	78%	77%
False	18%	20%	22%	22%	23%
Race and ethnicity					
Asian	8%	8%	8%	8%	8%
Black	11%	12%	11%	11%	12%
Hispanic	55%	60%	62%	61%	62%
Native	0.3%	0.4%	0.4%	0%	0.5%
White	17%	17%	16%	16%	15%
Other	8%	3%	3%	3%	2%
Total clients	21,343	14,063	5,709	2,811	2,898

Table B1: Population characteristics for five subsets of SCCPDO clients. The first population, “all” clients, was created by considering all SCCPDO clients with a reminder-eligible court date during the experiment window and measuring client and case characteristics at the first reminder-eligible court date for each client within this window. The second population, “cell on file”, was constructed by considering all SCCPDO clients who had a cellphone number on file and a reminder-eligible court date during the experiment window, and measuring attributes at the first reminder-eligible court date for each client within the experiment window. The third population, “experiment” clients, represents all clients in the experiment population at their first observed court date. The fourth and fifth populations, “treatment” clients and “control” clients, further break down the experiment population by their random assignment. Statistics for the last two populations are visually represented in Figures 2 and B1.

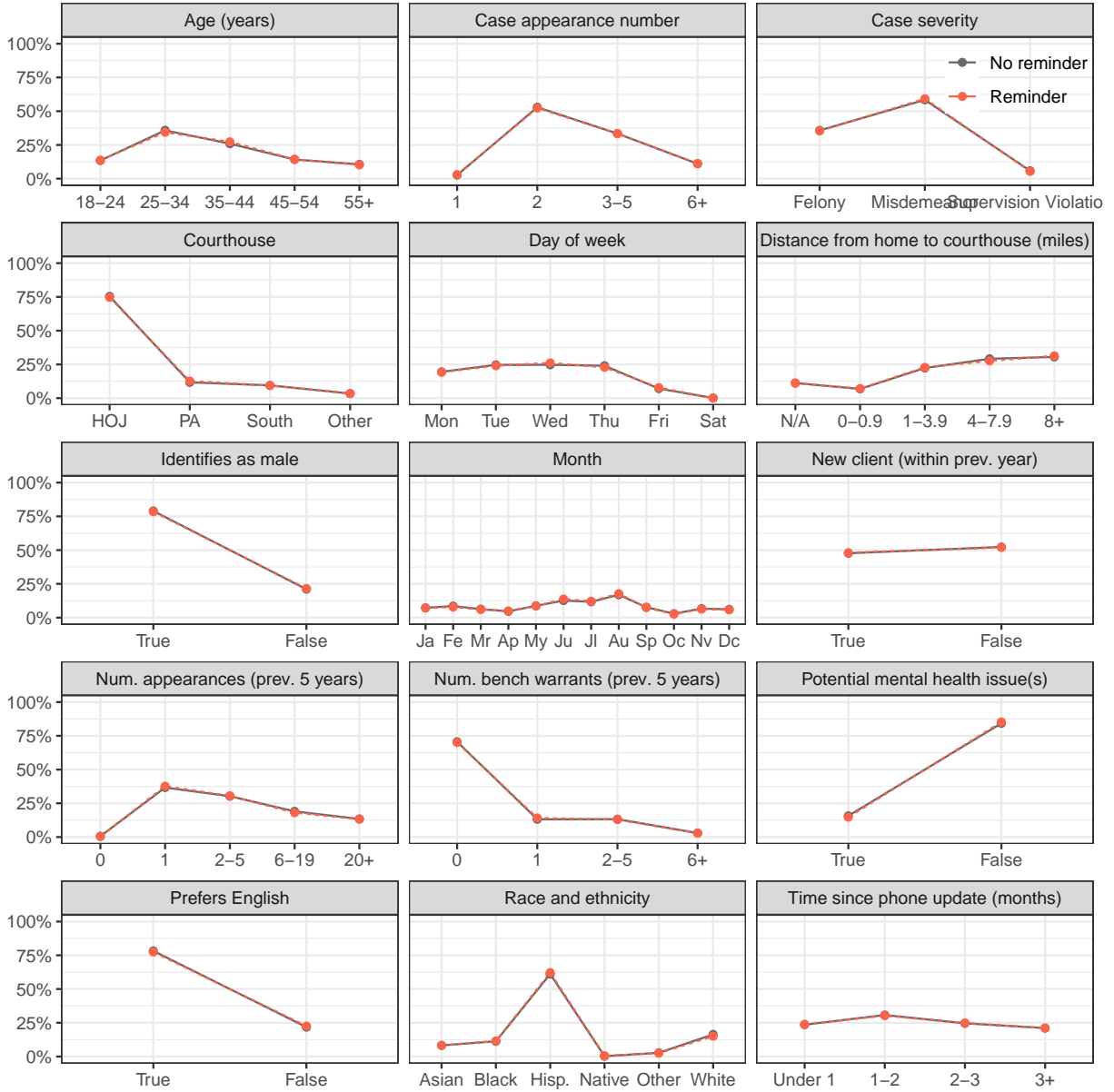


Figure B1: Covariate distributions for the treatment and control conditions were nearly identical, confirming that our assignment mechanism correctly randomly assigned clients to the two conditions. Statistics in this figure are drawn from the last two columns in Table B1.

C Logistic Regression Coefficient Estimates

Timeframe	First Court Date	Any Court Date	
Outcome	Bench Warrant		Incarceration
Model	(1)	(3)	(5)
Intercept			
-	-2.54*** (0.73)	-1.17* (0.58)	-2.91*** (0.87)
Treatment			
Reminders	-0.29** (0.09)	-0.23** (0.07)	-0.28* (0.13)
Client race/ethnicity			
Asian	-0.26 (0.19)	-0.05 (0.16)	0.33 (0.27)
Black	-0.35* (0.17)	-0.07 (0.14)	0.25 (0.23)
Hispanic	-0.23 (0.13)	-0.21* (0.11)	0.13 (0.19)
Native	0.57 (0.59)	0.06 (0.54)	1.17 (0.79)
Other	-0.61 (0.36)	-0.12 (0.25)	-0.03 (0.47)
Client information			
Is not male	-0.18 (0.12)	-0.07 (0.09)	-0.20 (0.17)
Age	0.00 (0.00)	0.00 (0.00)	0.00 (0.01)
Mental health	-0.03 (0.13)	-0.05 (0.10)	0.26 (0.16)
New client	-0.07 (0.13)	0.10 (0.11)	0.03 (0.21)
Prefers english	-0.05 (0.13)	0.06 (0.10)	0.18 (0.18)
Years since phone added	0.54*** (0.11)	0.36*** (0.09)	-0.10 (0.15)
Home address recorded	-0.61*** (0.12)	-0.59*** (0.10)	-0.61*** (0.16)
Miles from home to court	0.00 (0.00)	0.00 (0.00)	0.00 (0.00)
Client history (5 yr counts)			
Cases	0.02* (0.01)	0.02* (0.01)	0.02 (0.01)
Convictions	0.00 (0.00)	0.00 (0.00)	0.00 (0.01)
1/court dates	-0.05 (0.37)	-0.55 (0.31)	-2.59*** (0.63)
Bench warrants	0.01 (0.03)	0.04 (0.03)	0.08* (0.03)
Bench warrants/court dates	2.87*** (0.45)	3.07*** (0.39)	2.89*** (0.63)
Day of week			
Monday	0.64** (0.23)	0.32 (0.17)	0.35 (0.28)
Tuesday	0.45* (0.22)	0.27 (0.16)	0.13 (0.28)
Wednesday	0.64** (0.22)	0.32* (0.16)	0.40 (0.26)
Thursday	0.48* (0.22)	0.24 (0.16)	0.12 (0.28)
Month			
February	-0.12 (0.24)	0.00 (0.18)	-0.01 (0.38)

March	0.10 (0.25)	0.04 (0.19)	-0.14 (0.43)
April	0.29 (0.26)	-0.12 (0.21)	-0.30 (0.49)
May	0.14 (0.23)	-0.16 (0.18)	0.45 (0.35)
June	0.21 (0.21)	-0.09 (0.16)	0.74* (0.32)
July	-0.10 (0.22)	-0.50** (0.17)	0.49 (0.33)
August	0.05 (0.21)	-0.90*** (0.17)	0.34 (0.32)
September	0.37 (0.23)	-0.68*** (0.20)	0.20 (0.37)
October	0.40 (0.30)	0.42 (0.23)	0.91* (0.40)
November	0.07 (0.24)	0.21 (0.18)	0.47 (0.37)
December	0.06 (0.25)	-0.03 (0.19)	-0.16 (0.41)
Court date info			
Appearance number	-0.01 (0.01)	-0.01 (0.01)	-0.04** (0.01)
Case severity			
Felony	-0.22 (0.23)	-0.07 (0.18)	-0.06 (0.24)
Misdemeanor	0.24 (0.22)	0.30 (0.18)	-0.04 (0.24)
Prcls violation	1.68 (1.27)	0.05 (0.66)	-0.36 (1.03)
Probation violation	1.73 (1.26)	0.06 (0.61)	0.65 (0.93)
Courthouse			
Hall Of Justice	0.65 (0.61)	0.31 (0.49)	0.03 (0.67)
Family Court	-1.02 (0.75)	0.24 (0.53)	0.57 (0.73)
Palo Alto	0.19 (0.62)	-0.25 (0.50)	-0.12 (0.70)
San Jose Municipal	-0.04 (0.46)	0.42 (0.34)	-0.15 (0.63)
Morgan Hill	0.16 (0.63)	-0.35 (0.51)	0.06 (0.71)
Other	0.40 (0.37)	0.28 (0.33)	0.76 (0.46)
Charges			
Assault	-0.34** (0.12)	-0.19 (0.10)	0.43** (0.15)
Burglary	0.22 (0.25)	0.27 (0.20)	0.44 (0.27)
Disorderly	-0.15 (0.48)	-0.09 (0.39)	0.87 (0.48)
Driving	-0.45*** (0.13)	-0.22* (0.11)	-0.51* (0.20)
Drugs	0.54*** (0.13)	0.56*** (0.12)	0.47** (0.18)
Forgery	-0.43 (0.59)	-0.06 (0.47)	-1.72 (1.12)
Fraud	0.56** (0.18)	0.40* (0.16)	0.01 (0.28)
Homicide	-1.51 (1.01)	-1.09 (0.60)	-0.61 (1.03)
Kidnapping	-1.17 (0.60)	-0.87* (0.39)	-0.41 (0.55)
Larceny	0.39* (0.16)	0.53*** (0.13)	0.36 (0.21)
Larceny (vehicular)	0.86*** (0.20)	0.89*** (0.18)	0.76** (0.26)
Probation/parole	-2.20 (1.27)	-0.28 (0.61)	-0.25 (0.93)
Robbery	0.01 (0.36)	-0.13 (0.27)	-0.39 (0.44)

Sex offenses	-1.12* (0.47)	-1.39*** (0.40)	-1.19 (0.74)
Stolen property	0.61* (0.24)	0.75*** (0.22)	0.12 (0.32)
Trespassing	0.58* (0.26)	0.27 (0.23)	0.46 (0.33)
Weapons	-0.17 (0.18)	-0.08 (0.15)	-0.03 (0.24)
Vandalism	0.27 (0.18)	0.30* (0.14)	0.36 (0.21)
Other	-0.14 (0.12)	-0.04 (0.10)	0.35* (0.15)

Table C2: Logistic regression coefficient estimates for the three covariate-adjusted models described in Section 3. Model numbers correspond to those listed in Table 2. Coefficient estimates are on the log-odds scale, with standard errors in parentheses. A single star indicates that the corresponding logistic regression coefficient estimate has a p -value between 0.01 and 0.05, a double star indicates a p -value between 0.001 and 0.01, and a triple star indicates p -values under 0.001.

D Time from Bench Warrant to Incarceration

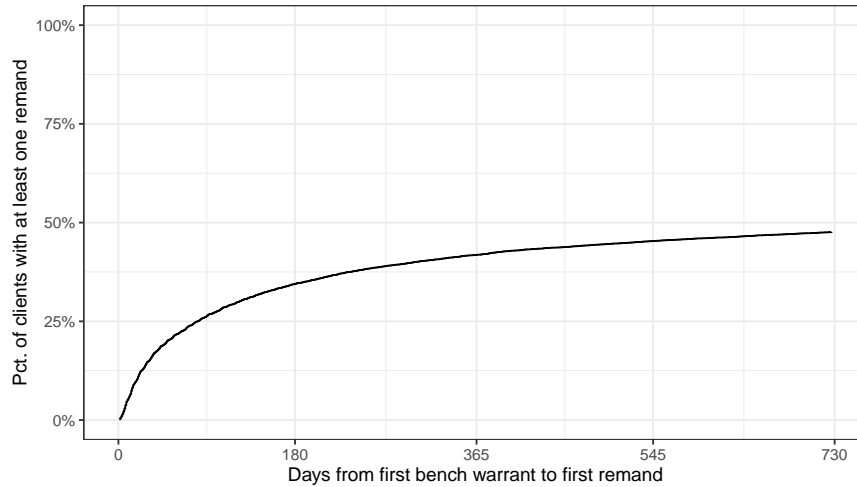


Figure D2: Empirical cumulative distribution of the number of days it takes for SCCPDO clients to be remanded to jail after receiving a bench warrant. This distribution was calculated for all SCCPDO clients who received at least one bench warrant between January 2019 and October 2021. Days to incarceration are measured relative to clients’ first bench warrant received during this period. Roughly half of SCCPDO clients were remanded to custody within two years of their first bench warrant.

E Confirmation and Appearance Behavior

Confirmed?	Proportion of Clients	Bench Warrant Rate
Yes	51%	2.9%
No	49%	16.8%

Table E3: Proportion of clients in treatment arm who confirmed and did not confirm, and their corresponding bench warrant rates at the first observed court date. Note that confirmation behavior is a response to the reminder, and as such the act of confirmation cannot be interpreted causally, since this interpretation would be susceptible to post-treatment bias.

F Spanish and Vietnamese Reminder Examples

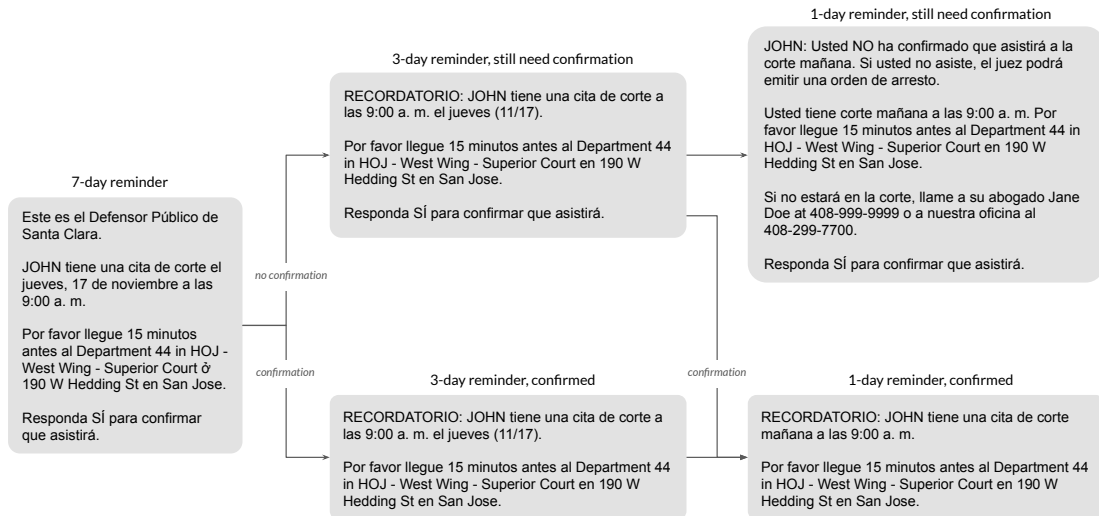


Figure F3: Example of reminder flow in Spanish.

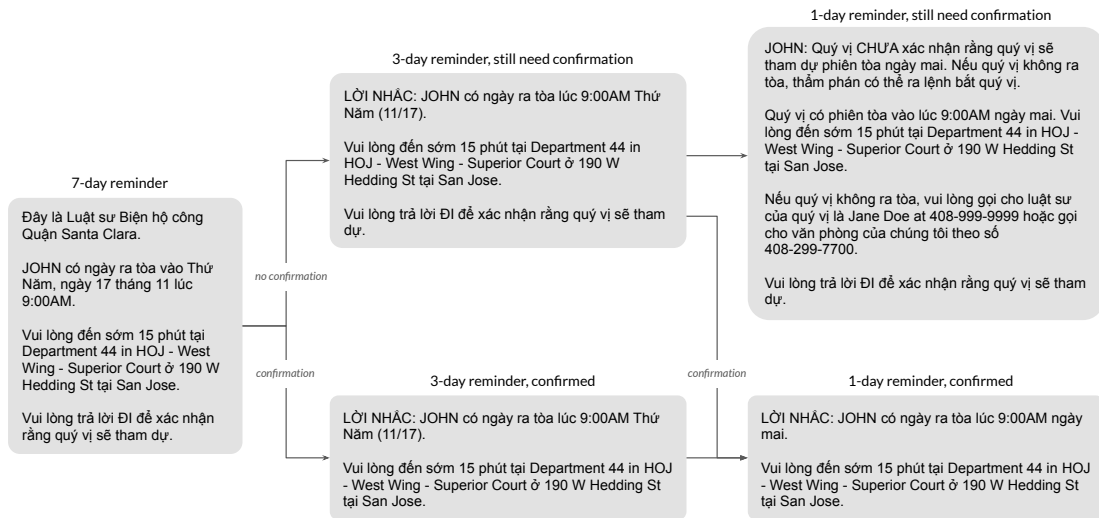


Figure F4: Example of reminder flow in Vietnamese.