

# Wildfire Detection Via Transfer Learning: A Survey

Ziliang Hong, Emadeldeen Hamdan, Yifei Zhao, Tianxiao Ye, Hongyi Pan, A. Enis Cetin

*Department of Electrical and Computer Engineering*

*University of Illinois Chicago*

Chicago, IL 60607, USA

**Abstract**—This paper surveys different publically available neural network models used for detecting wildfires using regular visible-range cameras which are placed on hilltops or forest lookout towers. The neural network models are pre-trained on ImageNet-1K and fine-tuned on a custom wildfire dataset. The performance of these models is evaluated on a diverse set of wildfire images, and the survey provides useful information for those interested in using transfer learning for wildfire detection. Swin Transformer-tiny has the highest AUC value but ConvNext-tiny detects all the wildfire events and has the lowest false alarm rate in our dataset.

**Keywords**—Wildfire detection, transfer learning, convolutional neural network, vision transformer

## I. INTRODUCTION

Early detection of wildfires is crucial in minimizing the harm they cause to people and the economy. Researchers have developed different techniques, including real-time algorithms that use video-based surveillance systems and deep neural networks that can recognize fire and smoke images [1]–[3], [3]–[14]. Some of these methods enable a single camera to detect wildfire smoke in real-time from a distance [15].

Neural network-based methods for wildfire detection eliminate the need for manual feature selection, but they require a lot of data and computing power. To mitigate the issue of insufficient data, synthetic data is used for training, and transfer learning techniques like Fast R-CNN [16] and Yolo series algorithms [17] are utilized to enhance the model’s performance and reduce the amount of data required [18], [19]. Transfer learning has been used in this survey, inspired by previous papers [15], [20], leading to the development of effective neural network models for forest fire detection since 2015.

In this paper, we explore the feasibility of several classical models in the field of wildfire detection and compare their performance. These models are Residual Neural Network V2(ResNetV2), Data-efficient, image Transformers (DeiT), EfficientNetV2, Big Transfer (BiT), MobileNetV3, Swin Transformer, and ConvNeXt [21]–[28]. Inspired by a previous paper [15], a single image is split into sub-images for object detection. We evaluate critical indicators, including accuracy, false alarm rate, true detection rate, detection latency, and implementation latency for wildfire detection [15], [20], [29]. Experiments compare model performance, analyze superior models, and provide a summary of comparisons.

## II. OVERVIEW OF ARTIFICIAL NEURAL NETWORKS

In this section, we present a comprehensive review of the selected models, detailing their respective structures and innovations.

### A. Residual Neural Network (ResNet)

ResNet is a revolutionary neural network [30]. It achieved unprecedented depth with more than 1000 layers, owing to the introduction of residual blocks [30]. Before the ResNet, it is always

challenging to design very deep Convolutional Neural Networks (CNNs) because neural networks that are too deep usually face the problems of gradient vanishing and exploding. Besides, an increasing number of layers could also cause degeneration. Through the skip connection structure of layers which is called residual block and the usage of the Batch Normalization (BN) layer, ResNet shows its ability to solve this predicament. The core equation of a residual block in ResNet can be expressed as follows:

$$y = \mathcal{F}(x, \{W_i\}) + W_s x. \quad (1)$$

In ResNetV2 [21], the structure of the residual module was improved. The BN layer and activation function are placed in front of the weight layer as preactivation. This is the main difference between ResNetV2 and ResNetV1. Such a structure can not only afford efficient backpropagation but also allow the BN layer to play a regularization role, which makes ResNetV2 significant progress.

### B. MobileNet

MobileNet [31] is built primarily from depthwise separable convolutions. Depthwise separable convolutions include a standard convolution into a depthwise convolution and a 1×1 convolution called a pointwise convolution. It can reduce computation and model size effectively.

Meanwhile, the network structure has been optimized and a parameter called width multiplier has been introduced to further thin the network uniformly at each layer. MobileNet is small and has low latency. It is implementable on computationally limited platforms and shows strong performance. The authors introduce MobileNetV2 using the inverted residual with the linear bottleneck to further improve the network [32]. In the next generation MobileNetV3, a combination of these modules (depthwise separable convolutions and inverted residual with linear bottleneck) are used in the first two generations. Platform-aware Neural Architecture Search (NAS) is also employed to search for the global network structures and then use the NetAdapt algorithm to search per layer for the number of filters. Computationally expensive layers has been redesigned and a nonlinearity called swish to replace ReLU is used instead. As the next generation of MobileNet, MobileNetV3 can achieve higher accuracy and lower latency than MobileNetV2 [26].

### C. Big Transfer (BiT)

The innovation of BiT lies in its large-scale pretraining strategy that involves training on multiple public datasets. By leveraging this strategy, BiT achieves high performance on a wide range of computer vision tasks and surpasses previous state-of-the-art results. Also, Group Normalization and weight standardization is used instead of Batch Normalization. Because it incurs inter-device synchronization costs when using distributed training. And it is detrimental to transfer due to the requirement to update running statistics.

During the transfer to downstream tasks, a fine-tuning protocol called BiT-HyperRule is proposed. It is heuristic to set the following hyperparameters per-task: training schedule length, resolution, and

whether to use MixUp regularization. The models are evaluated on standard benchmarks and have a good performance. The recipe is simple and effective when we transfer pre-trained models to diverse tasks [25].

#### D. EfficientNet

The compound scaling method is proposed to scale network width, depth, and resolution with a set of fixed scaling coefficients. NAS is used to design a new baseline network and scale it up to obtain a family of models called EfficientNets, which is smaller and faster than existing convolutional neural networks [33].

EfficientNetV2 is introduced in June 2021. A combination of training-aware NAS and scaling are used to improve both training speed and parameter efficiency. They design a search space enriched with additional ops such as Fused-MBConv and propose an improved method of progressive learning, which can adjust regularization along with image size. EfficientNetV2 have up to 11x faster training speed and up to 6.8x better parameter efficiency on ImageNet, CIFAR, Cars, and Flowers dataset, than prior art such as ResNet-101 and ViT-L/16 (21k) [24].

#### E. Data-efficient image Transformers (DeiT)

Recurrent Neural Networks (RNNs) require information from previous or next-time steps for calculations, making parallel computation difficult and limiting them to serial processing. By adopting the Self-Attention mechanism [34], The Transformer model for sequence processing avoids horizontal propagation, relying instead on vertically stacked self-attention layers that allow for parallel computation and acceleration using GPUs.

Vision Transformer (ViT) is a transformer-based model in computer vision which require massive training data [35]. In order to overcome the limitations of ViT, the Data-efficient image transformers (DeiT) model was developed. A systematic optimization and regularization approach was employed on DeiT, which includes data augmentation during training. The authors employed the so-called soft and hard-label knowledge distillation to facilitate the teacher model in guiding DeiT during training [22], [23].

#### F. Swin Transformer

Swin Transformer [27] uses a hierarchical construction method similar to CNNs. Such a backbone helps to build detection and segmentation tasks on this basis. When using the Windows Multi-head Self-Attention (W-MSA) module, the self-attention calculation will only be performed within each window, so there is no information transfer from window to window. To solve this problem, the authors introduced the Shifted Windows Multi-Head Self-Attention (SW-MSA) module. Relative Position Bias is also employed to improve the performance of the model.

#### G. ConvNeXt

ConvNeXt does not introduce novel architectural or methodological innovations. Instead, it leverages existing techniques and optimized CNNs for enhanced performance. The authors first used the strategy of training ViT to train the original ResNetV2-50 model and observed a significant improvement in performance compared to the baseline. This benchmark performance was then utilized for subsequent experiments. Through a series of experiments, ConvNeXt has faster inference speed and higher accuracy compared with Swin Transformer with the same computational complexity [28].

### III. METHODOLOGY

#### A. Methods of Implementation

Object detection tasks involve identifying the location and classification of objects in images. Usually, the bounding box-based method needs to manually label massive bounding boxes like the Yolo series algorithm [17]. In this experiment, the approach taken is to divide each image into 45 blocks as Fig. 1. Using this approach, it is possible to detect and locate fires accurately and we do not need to label the bounding box of the wildfire. Assuming that the dimensions of the active image area are  $M_i$  and  $N_i$  and that the dimensions of each block are  $M_b$  and  $N_b$ , an equation can be used to express the row number R and column number C for each block:

$$R = \lfloor \frac{M_i}{M_b} \rfloor, C = \lfloor \frac{N_i}{N_b} \rfloor \quad (2)$$

where  $\lfloor \cdot \rfloor$  stands for the floor function. The main task is to construct a binary classifier that can predict the whether there is a wildfire or not. Forest fire detection devices are often used in remote wilderness areas where weight and computational resources are limited. Therefore, small models are chosen to fit these devices.

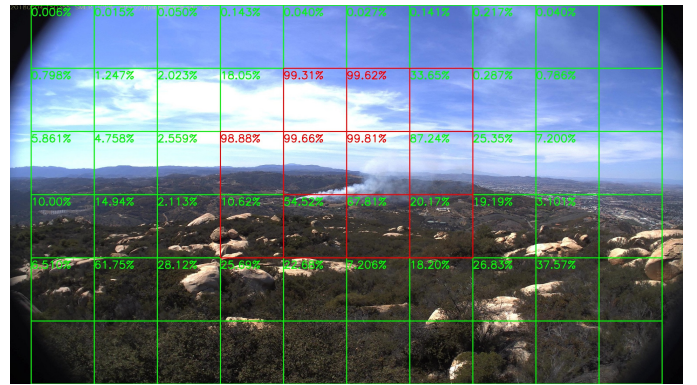


Figure 1: The top is a sample to be detected, and the below is the detected result. (detected by Swin Transformer-tiny)

#### B. Dataset

In this work, we build a wildfire dataset by enriching the dataset in [15] and [20] to about 35k images. The training subset approximately contains 14k images of normal forests and 9k wildfire images. The test subset contains about 8k images of normal forests and 4k wildfire images. All the data images are from the HPWREN wildfire dataset [36], the FIRESENSE database [37], google images, and YouTube videos. Furthermore, to evaluate the performance in real-world applications, we evaluate the models on the HPWREN videos to estimate the detection latency. Fig. 2 and Fig. 3 show some samples from the dataset.




Figure 2: Examples of the dataset images. Wildfire exists in (a) and (b). Wildfire does not exist in (c) and (d).



Figure 3: HPWREN samples for test model detection. We use data from 9 HPWREN cameras, each of which recorded the process of occurrence of fire.

#### IV. EXPERIMENT

##### A. Training Models

Transfer learning techniques in deep learning can address the time-consuming task of gathering extensive training data and overfitting problems. In this study, pre-trained models from the ImageNet-1K open-source database [38] were used for forest fire detection using the TensorFlow deep learning library with an NVIDIA RTX3070 GPU. The training process consisted of 15 epochs with a fixed feature extractor method used in the first 10 epochs and a transfer learning strategy applied in the final 5 epochs. Fine-tuning all the layers in the whole model further improved the models' performance while reducing the demand for large amounts of data. After fine-tuning, the probability of wildfire was calculated by feeding the results to a softmax layer. The study assumed that images with fire are negative samples and images without fire are positive samples. To ensure practical application, the wildfire detection model should not be overly sensitive while accurately detecting forest fires to the greatest extent possible using the true detection rate and false alarm rate in the confusion matrix.

##### B. Testing Models

1) *Evaluation Indicators*: The evaluation of deep neural networks (DNNs) involves five key indicators: accuracy, true detection rate, false alarm rate, floating point operations (FLOPs), number of parameters, detection latency, and Receiver Operating Characteristic (ROC). ROC curve is a graph that shows how sensitive a model is to various threshold ranges between 0% and 100% [39]. By calculating the False Positive Rate (FPR) and True Positive Rate (TPR) under different thresholds and setting them as X-axis and Y-axis respectively, ROC curve and Area Under the Curve (AUC) can be used to compare the performance of different models and usually a larger AUC indicates a better performance. The mathematical expressions for ROC and AUC can be represented as:

$$\text{ROC} = \frac{\text{TPR}}{\text{TPR} + \text{FPR}} \quad (3)$$

$$\text{AUC} = \int_0^1 \text{ROC}(x) dx \quad (4)$$

Accuracy measures the percentage of accurate predictions generated by the neural network, indicating the models' fitness for purpose.

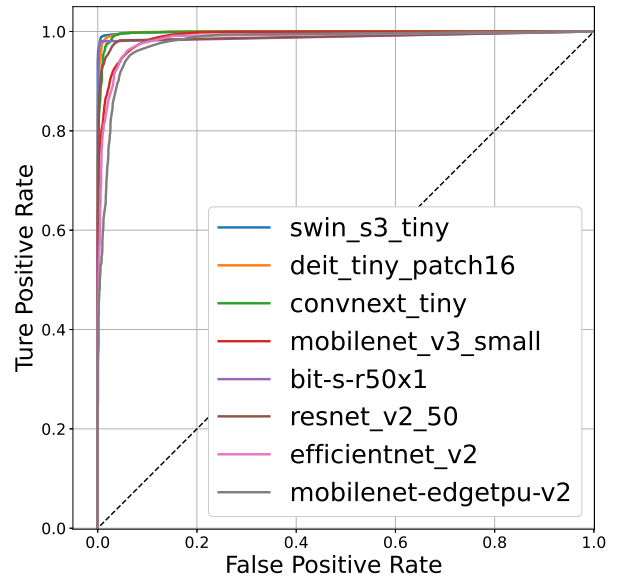


Figure 4: ROC of models. Models are arranged by AUC size from top to bottom.

True detection rate and false alarm rate are crucial indicators in wildfire detection systems, with true detection rate representing the proportion of correct negative predictions made by the model and false alarm rate indicating the percentage of false alarms, with a lower false alarm rate indicating greater reliability.

Parameters and FLOPs are essential factors affecting neural networks, with the former indicating the model's complexity and the latter measuring the number of calculations an algorithm can perform in a second. FLOPs are also used to estimate the computational requirements of training or executing a neural network on a hardware device.

Finally, detection latency refers to the interval between the start of an actual fire and the system's detection of it. In experiments, this metric is evaluated in frames rather than seconds. These indicators can assist in evaluating the potential applicability and performance of DNNs, which can inform the development of more reliable and efficient models.

2) *Basic Test*: Fig. 4 shows the ROC curve of each model. Because the curves are dense, Fig. 4 displays the details of the top left part. Table I shows the FLOPs and parameters of each model, the models are arranged in the order of AUC size, from largest to smallest. Table I records the performance of each model on the test dataset with the threshold of 95%. As Table I shows, DeiT-tiny owns the highest accuracy which is 98.13% followed by 97.95% from Swin Transformer-tiny and they are both transformer-based models. The remaining traditional CNNs models perform slightly worse, with BiT-small and ConvNeXt-tiny performing better than 96%, the rest of the models' performance is relatively mediocre.

For image recognition with fire, traditional CNNs perform very well, with ResNetV2-50 reaching 98% accuracy and BiT-small even reaching 99%. However, a high true detection rate comes at the cost of a high false alarm rate. Both models have a high false alarm rate, ResNetV2-50 was found to have a false alarm rate of 6.99%. On the contrary, the transformer-based models have a very low false alarm

Model	Parameters (M)	FLOPs (G)	AUC	ACC	True Detection	False Alarm
Swin Transformer-tiny	27.6	8.99	<b>0.99917</b>	97.95%	94.63%	0.36%
DeiT-tiny	5.5	2.54	0.99876	<b>98.13%</b>	95.12%	0.35%
ConvNeXt-tiny	27.8	8.99	0.99743	96.69%	90.52%	0.18%
MobileNetV3-small	20.3	<b>0.12</b>	0.99114	95.17%	94.11%	4.30%
BiT-small	23.5	8.38	0.98973	96.86%	<b>99.78%</b>	4.63%
ResNetV2-50	23.6	6.99	0.98837	95.00%	98.92%	6.99%
EfficientNetV2	<b>1.5</b>	5.74	0.98571	93.47%	96.48%	<b>8.06%</b>
Mobilenet-edgetpu-v2	2.5	1.03	0.98056	94.70%	91.73%	3.79%

Table I: Parameters, FLOPs, AUC of models. Accuracy, True Detection Rate, and False Alarm Rate of models on the test dataset. Models are arranged in descending order of AUC.

Video No.	1	2	3	4	5	6	7	8	9	Average
Swin Transformer-tiny	7	4	<b>0</b>	27	6	<b>1</b>	2	4	2	5.8
DeiT-tiny	5	4	1	29	7	2	6	4	2	6.7
ConvNeXt-tiny	5	4	<b>0</b>	29	7	<b>1</b>	6	6	<b>1</b>	6.6
MobileNetV3-small	6	11	<b>0</b>	35	7	4	27	13	<b>1</b>	11.6
BiT-small	<b>2</b>	<b>0</b>	<b>0</b>	<b>26</b>	<b>4</b>	<b>1</b>	<b>1</b>	3	<b>1</b>	<b>4.2</b>
ResNetV2-50	3	2	<b>0</b>	29	5	<b>1</b>	8	7	2	6.3
EfficientNetV2	4	2	<b>0</b>	26	6	4	6	<b>2</b>	<b>1</b>	5.7
Mobilenet-edgetpu-v2	6	11	1	35	7	4	6	11	<b>1</b>	9.1

Table II: Considering the rigor of fire prediction, we set the threshold to 95%. Each number represents the frame number at which the models first detected the presence of fire. We Calculate detection latency as the time between the frame when the fire is first detected and the frame when the fire starts. In the last column, we calculate the average detection latency.

rate, although the accuracy is slightly lower than that of the CNNs models. ConvNeXt-tiny, a member of the traditional CNNs, has a slightly lower accuracy than other CNN models but has a comparable false alarm rate with the transformer-based models.

3) *Detection Latency*: Detection latency is a way to describe the time from the onset of the fire until the model raises an alarm and it is measured in frames. Nine datasets are selected to calculate the detection latency, which does not overlap with the data in the test dataset. The result is shown in Table II.

In Table II, BiT-small demonstrates the best performance, exhibiting a remarkable ability to recognize small features. However, this also leads to a higher susceptibility to similar features, which is related to BiT-small’s higher false alarm rate in Table I. The performance of ConvNeXt-tiny and DeiT-tiny in the detection latency test is moderate, despite their good inference speed and accuracy. Moreover, the difference in detection latency between them is insignificant. On the other hand, Swin Transformer-tiny is slower in detection latency.

Model	Sub-image	Whole Image
Swin Transformer-tiny	0.02227	1.0023
DeiT-tiny	0.02272	1.0223
ConvNeXt-tiny	0.06151	2.7680
MobileNetV3-small	0.00591	0.2660
BiT-small	0.01636	0.7363
ResNetV2-50	<b>0.00683</b>	<b>0.3074</b>
EfficientNetV2	0.01441	0.6483
Mobilenet-edgetpu-v2	0.00892	0.4013

Table III: The time it takes for the model to process the image to make a prediction. Measured in seconds.

4) *Implement Latency*: In addition to the model’s ability to detect fires at the earliest stages, we are also interested in image processing speed. Implement latency is used to measure the time that a model needed to process a single image. Since we split our single image into 45 sub-images, we both calculate the time of processing a single image and a sub-image. At the same time, Table III indicates the speed of models and we can note that MobileNetV3-small has the

shortest implement latency and ResNetV2-50 has the second shortest implement latency. While ConvNeXt-tiny has a smaller false alarm rate compared to Swin-tiny and DeiT-tiny, it is not as efficient in processing images as these transformer-based models.

## V. CONCLUSION

In this paper, we chose 8 pre-trained models that are widely used in image classification to validate the effectiveness and performance of artificial deep neural networks for wildfire detection using regular visible-range cameras. Transfer learning is used to train these models and the models are evaluated based on different indicators. Based on the experiments summarized above, the strengths and limitations of these models are determined. According to the criteria of traditional image classifiers, transformer-based models Swin Transformer and DeiT achieved the highest AUC and accuracy. Traditional CNNs models have slightly lower AUC and accuracy. On the other hand, traditional CNN models except ConvNeXt are more efficient in implementation and superior in detecting tiny smoke features. Swin Transformer and DeiT consume more time to implement relatively, but it is still acceptable in practice because the processing time of an entire image frame size is less than 1 second except for Swin Transformer and DeiT networks. Unfortunately, Swin Transformers and Deit are less sensitive to tiny smoke features. ConvNext-tiny has the lowest false alarm rate. A low false alarm rate is very important for the acceptance of the use of machine learning in wildfire detection problems.

Future research will focus on the use of other types of data, such as thermal and multispectral imagery. Additionally, the development of hybrid models that combine deep learning algorithms with traditional machine learning techniques and domain knowledge can also be a promising direction for improving the accuracy of wildfire detection systems.

## REFERENCES

- [1] Philippe Guillemant and Je’ ro me Vicente. Real-time identification of smoke images by clustering motions on a fractal curve with a temporal embedding method. *Optical Engineering*, 40(4):554–563, 2001.

- [2] B Ugur Toreyin, Yigithan Dedeoglu, and A Enis Cetin. Wavelet based real-time smoke detection in video. In *2005 13th European signal processing conference*, pages 1–4. IEEE, 2005.
- [3] B Ugur Toreyin, Yigithan Dedeoglu, Ugur Gudukbay, and A Enis Cetin. Computer vision based method for real-time fire and flame detection. *Pattern recognition letters*, 27(1):49–58, 2006.
- [4] Feiniu Yuan. A fast accumulative motion orientation model based on integral image for video smoke detection. *Pattern Recognition Letters*, 29(7):925–932, 2008.
- [5] B Ugur Toreyin and A Enis Cetin. Wildfire detection using lms based active learning. In *2009 IEEE International Conference on Acoustics, Speech and Signal Processing*, pages 1461–1464. IEEE, 2009.
- [6] Osman Günay, Kasım Taşdemir, B Uğur Töreyn, and A Enis Çetin. Fire detection in video using lms based active learning. *Fire technology*, 46:551–577, 2010.
- [7] Y Hakan Habiboglu, Osman Gunay, and A Enis Cetin. Real-time wildfire detection using correlation descriptors. In *2011 19th European Signal Processing Conference*, pages 894–898. IEEE, 2011.
- [8] Yusuf Hakan Habiboglu, Osman Gunay, and A Enis Cetin. Covariance matrix-based fire and flame detection method in video. *Machine Vision and Applications*, 23:1103–1113, 2012.
- [9] Osman Gunay, Behçet Ugur Toreyin, Kivanc Kose, and A Enis Cetin. Entropy-functional-based online adaptive decision fusion framework with application to wildfire detection in video. *IEEE Transactions on Image Processing*, 21(5):2853–2865, 2012.
- [10] A Enis Çetin, Kosmas Dimitropoulos, Benedict Gouverneur, Nikos Grammalidis, Osman Günay, Y Hakan Habiboglu, B Uğur Töreyn, and Steven Verstockt. Video fire detection—review. *Digital Signal Processing*, 23(6):1827–1843, 2013.
- [11] Osman Günay and A Enis Çetin. Real-time dynamic texture recognition using random sampling and dimension reduction. In *2015 IEEE International Conference on Image Processing (ICIP)*, pages 3087–3091. IEEE, 2015.
- [12] Suleyman Aslan, Ugur Gudukbay, B Ugur Toreyin, and A Enis Cetin. Early wildfire smoke detection based on motion-based geometric image transformation and deep convolutional generative adversarial networks. In *ICASSP 2019-2019 IEEE International Conference on Acoustics, Speech and Signal Processing (ICASSP)*, pages 8315–8319. IEEE, 2019.
- [13] Parul Jindal, Himanshu Gupta, Nikhil Pachauri, Varun Sharma, and Om Prakash Verma. Real-time wildfire detection via image-based deep learning algorithm. In *Soft Computing: Theories and Applications: Proceedings of SoCTA 2020, Volume 2*, pages 539–550. Springer, 2021.
- [14] A Enis Cetin, Bart Merci, Osman Gunay, Behcet Ugur Toreyin, and Steven Verstockt. *Methods and techniques for fire detection: signal, image and video processing perspectives*. Academic Press, 2016.
- [15] Hongyi Pan, Diaa Badawi, Xi Zhang, and Ahmet Enis Cetin. Additive neural network for forest fire detection. *Signal, Image and Video Processing*, 14:675–682, 2020.
- [16] Ross Girshick. Fast r-cnn. In *Proceedings of the IEEE international conference on computer vision*, pages 1440–1448, 2015.
- [17] Joseph Redmon, Santosh Divvala, Ross Girshick, and Ali Farhadi. You only look once: Unified, real-time object detection. In *Proceedings of the IEEE conference on computer vision and pattern recognition*, pages 779–788, 2016.
- [18] Qi-xing Zhang, Gao-hua Lin, Yong-ming Zhang, Gao Xu, and Jin-jun Wang. Wildland forest fire smoke detection based on faster r-cnn using synthetic smoke images. *Procedia engineering*, 211:441–446, 2018.
- [19] Xuehui Wu, Xiaobo Lu, and Henry Leung. An adaptive threshold deep learning method for fire and smoke detection. In *2017 IEEE International Conference on Systems, Man, and Cybernetics (SMC)*, pages 1954–1959. IEEE, 2017.
- [20] Hongyi Pan, Diaa Badawi, and Ahmet Enis Cetin. Computationally efficient wildfire detection method using a deep convolutional network pruned via fourier analysis. *Sensors*, 20(10):2891, 2020.
- [21] Kaiming He, Xiangyu Zhang, Shaoqing Ren, and Jian Sun. Identity mappings in deep residual networks. In *Computer Vision—ECCV 2016: 14th European Conference, Amsterdam, The Netherlands, October 11–14, 2016, Proceedings, Part IV 14*, pages 630–645. Springer, 2016.
- [22] Geoffrey Hinton, Oriol Vinyals, and Jeff Dean. Distilling the knowledge in a neural network. *arXiv preprint arXiv:1503.02531*, 2015.
- [23] Hugo Touvron, Matthieu Cord, Matthijs Douze, Francisco Massa, Alexandre Sablayrolles, and Herve Jegou. Training data-efficient image transformers & distillation through attention. In *International conference on machine learning*, pages 10347–10357. PMLR, 2021.
- [24] Mingxing Tan and Quoc Le. Efficientnetv2: Smaller models and faster training. In *International conference on machine learning*, pages 10096–10106. PMLR, 2021.
- [25] Alexander Kolesnikov, Lucas Beyer, Xiaohua Zhai, Joan Puigcerver, Jessica Yung, Sylvain Gelly, and Neil Houlsby. Big transfer (bit): General visual representation learning. In *Computer Vision—ECCV 2020: 16th European Conference, Glasgow, UK, August 23–28, 2020, Proceedings, Part V 16*, pages 491–507. Springer, 2020.
- [26] Andrew Howard, Mark Sandler, Grace Chu, Liang-Chieh Chen, Bo Chen, Mingxing Tan, Weijun Wang, Yukun Zhu, Ruoming Pang, Vijay Vasudevan, et al. Searching for mobilenet3. In *Proceedings of the IEEE/CVF international conference on computer vision*, pages 1314–1324, 2019.
- [27] Ze Liu, Yutong Lin, Yue Cao, Han Hu, Yixuan Wei, Zheng Zhang, Stephen Lin, and Baining Guo. Swin transformer: Hierarchical vision transformer using shifted windows. In *Proceedings of the IEEE/CVF international conference on computer vision*, pages 10012–10022, 2021.
- [28] Zhuang Liu, Hanzi Mao, Chao-Yuan Wu, Christoph Feichtenhofer, Trevor Darrell, and Saining Xie. A convnet for the 2020s. In *Proceedings of the IEEE/CVF Conference on Computer Vision and Pattern Recognition*, pages 11976–11986, 2022.
- [29] Hongyi Pan, Diaa Badawi, Chang Chen, Adam Watts, Erdem Koyuncu, and Ahmet Enis Cetin. Deep neural network with walsh-hadamard transform layer for ember detection during a wildfire. In *Proceedings of the IEEE/CVF Conference on Computer Vision and Pattern Recognition*, pages 257–266, 2022.
- [30] Kaiming He, Xiangyu Zhang, Shaoqing Ren, and Jian Sun. Deep residual learning for image recognition. In *Proceedings of the IEEE conference on computer vision and pattern recognition*, pages 770–778, 2016.
- [31] Andrew G Howard, Menglong Zhu, Bo Chen, Dmitry Kalenichenko, Weijun Wang, Tobias Weyand, Marco Andreetto, and Hartwig Adam. Mobilenets: Efficient convolutional neural networks for mobile vision applications. *arXiv preprint arXiv:1704.04861*, 2017.
- [32] Mark Sandler, Andrew Howard, Menglong Zhu, Andrey Zhmoginov, and Liang-Chieh Chen. Mobilenetv2: Inverted residuals and linear bottlenecks. In *Proceedings of the IEEE conference on computer vision and pattern recognition*, pages 4510–4520, 2018.
- [33] Mingxing Tan and Quoc Le. Efficientnet: Rethinking model scaling for convolutional neural networks. In *International conference on machine learning*, pages 6105–6114. PMLR, 2019.
- [34] Ashish Vaswani, Noam Shazeer, Niki Parmar, Jakob Uszkoreit, Llion Jones, Aidan N Gomez, Lukasz Kaiser, and Illia Polosukhin. Attention is all you need. *Advances in neural information processing systems*, 30, 2017.
- [35] Alexey Dosovitskiy, Lucas Beyer, Alexander Kolesnikov, Dirk Weissenborn, Xiaohua Zhai, Thomas Unterthiner, Mostafa Dehghani, Matthias Minderer, Georg Heigold, Sylvain Gelly, et al. An image is worth 16x16 words: Transformers for image recognition at scale. *arXiv preprint arXiv:2010.11929*, 2020.
- [36] America University of California San Diego, California. The high performance wireless research and education network. 2019. <http://hpwren.ucsd.edu/index.html>. Accessed December 25, 2022.
- [37] Nikos Grammalidis, Kosmas Dimitropoulos, and Enis Cetin. Firesense database of videos for flame and smoke detection. *IEEE Trans Circuits Syst Video Technol*, 25:339–351, 2017.
- [38] Jia Deng, Wei Dong, Richard Socher, Li-Jia Li, Kai Li, and Li Fei-Fei. Imagenet: A large-scale hierarchical image database. In *2009 IEEE conference on computer vision and pattern recognition*, pages 248–255. Ieee, 2009.
- [39] Kevin Woods and Kevin W Bowyer. Generating roc curves for artificial neural networks. *IEEE Transactions on medical imaging*, 16(3):329–337, 1997.