
FEDNOISY: FEDERATED NOISY LABEL LEARNING BENCHMARK

Siqi Liang¹ Jintao Huang² Dun Zeng² Junyuan Hong¹
 Jiayu Zhou^{1*} Zenglin Xu^{2*}

¹Michigan State University ²Peng Cheng Lab
 {liangsi4, hongju12, jiayuz}@msu.edu,
 {a764695611, zenglin}@gmail.com, zengdun@foxmail.com

June 21, 2023

ABSTRACT

Federated learning has gained popularity for distributed learning without aggregating sensitive data from clients. But meanwhile, the distributed and isolated nature of data isolation may be complicated by data quality, making it more vulnerable to noisy labels. Many efforts exist to defend against the negative impacts of noisy labels in centralized or federated settings. However, there is a lack of a benchmark that comprehensively considers the impact of noisy labels in a wide variety of typical FL settings. In this work, we serve the first standardized benchmark that can help researchers fully explore potential federated noisy settings. Also, we conduct comprehensive experiments to explore the characteristics of these data settings and unravel challenging scenarios on the federated noisy label learning, which may guide method development in the future. We highlight the 20 basic settings for more than 5 datasets proposed in our benchmark and standardized simulation pipeline for federated noisy label learning. We hope this benchmark can facilitate idea verification in federated learning with noisy labels. FedNoisy is available at <https://github.com/SMILELab-FL/FedNoisy>.

1 Introduction

Federated learning (FL) is a flourishing machine learning research area in recent years, which enables collaborative learning among different data centers (e.g., medical institutes and financial organizations) or small data collectors (e.g., mobile phones and smart wearable devices) to achieve promising model performance under restrictions on data sharing. Given the benefits of privacy protection and the efficiency of knowledge sharing, FL has attracted considerable attention and has been applied in various application fields, such as image classification [1, 2, 3, 4], FinTech [5, 6], text classification [7, 8], graph classification [9], human activity recognition [10, 11], and healthcare [12, 13, 14].

A common yet implicit assumption in most existing FL research is that the local dataset on each client is carefully annotated with high-quality labels. However, in many real-world settings, well-labeled datasets are expensive, time-consuming, and can be prohibitive to acquire [15], for example, in medical applications [16]. Also, there may exist malicious attackers in FL systems that use label-flipping attacks [17] to intentionally manipulate local samples. In applications with low data quality, omitting clients with unreliable samples may significantly reduce training data, while manually cleaning data can induce prohibitive costs.

It is well-studied that noisy labels often lead to poor model accuracy and degraded generalization capability [18]. The non-IID distribution in FL settings, as a result of intra-client class imbalance and inter-client heterogeneous distribution, may further complicate the noisy label and aggravate the negative impacts of noisy labels in learning. This complication makes existing centralized noisy label learning (CNLL) less effective and requires joint consideration of noisy label learning (NLL) and heterogeneity in FL.

Therefore, federated noisy label learning (FNLL) emerges to fill the urgent need to utilize data with noisy labels in the FL training process. There are many recent efforts towards FNLL. However, they are evaluated under different experimental settings and are thus hard to comprehensively compare and choose in practical applications, due to the

*Corresponding authors

lack of standard benchmarks and pipelines. The differences in experimental settings are due to the following factors. **1) Datasets.** Existing works on FNLL are evaluated on different datasets. For synthetic noise, [19, 20, 21] evaluate on CIFAR-10 which is common in both FL and CNLL; [22] uses PD-Tremor dataset and [23] uses Adult [24], and HFP [25] datasets, which are rarely used in CNLL [15]. **2) Data partition schemes.** Though most works [26, 27, 28] use common IID partition schemes, they have differences in non-IID treatments and therefore different data partitions. [21] used Dirichlet partition, which is commonly used among FL works. [22] used real-world partition generated by hospitals. [29] deployed an extreme distribution scheme that allows only a single class on each client. **3) Types of label noise.** Existing FNLL works were studied under a variety of generation processes of label noise in the FL environment. [19, 21] evaluated both symmetric noise and asymmetric label noise as in centralized NLL research. [20] only evaluated symmetric noise; [29] evaluated open-set noise and [30] used other types of noise. When it comes to noise distribution on different clients, different works introduced different settings: [22, 29, 27] allowed clients to be either clean or noised, with all noised clients contain the same level of label noise; [21] separated clients into 4 groups with 4 different noise levels; [23] set all clients with same noise ratio. **4) Limited baselines.** Most existing FNLL works combine only SOTA CNLL methods with FL algorithms as baselines in experiments, partially due to the fact that the implementations of FNLL approaches did not conform to a standard benchmark/pipeline, which makes consistent comparisons across FNLL hardly possible. For example, [20] combined DivideMix[31]/JointOpt[32] with FedAvg as baselines; [19] deployed Co-teaching on FedAvg as baseline. Most of these methods belong to limited categories in CNLL, i.e., sample selection methods [15], while dismissing others in CNLL. These limited baselines could lead to barriers when diving deep into FNLL, without fully exploring the potential capability of existing NLL methods. We attribute the scarcity of baselines to the lack of a well-designed FL framework, which includes a variety of datasets, easy access to different partition schemes, ready-to-go simulation environments, and extensible baselines covering a wide scope of methodologies.

This work aims to fill the gap in existing FNLL research paradigms with a standardized setting on widely accepted datasets. Our contributions can be concluded as follow:

- We propose a standardized FNLL benchmark, FedNoisy, including a comprehensive pipeline to generate noisy-label and heterogeneous FL settings. In total, the benchmark supports 20 different federated scenes covering a broad scope of different data partition manners and generation mechanisms of label noise.
- We implement an FNLL codebase with ready-to-go federated noisy-label settings. The codebase comprises more than 8 FNLL baselines covering a broad scope of existing CNLL research categories. All baselines are presented in a unified FL workflow, capable of further improvement with different FL algorithms in a pluggable manner. We have included 5 datasets with built-in interfaces for the convenience of evaluating existing methods.
- We conduct a comprehensive evaluation following a standardized experimental pipeline to show the intriguing characteristics of FNLL data settings. We have several major findings: Unlike the case in a centralized setting, symmetric noise can be harder than asymmetric ones under some Non-IID partitions; Also, focusing on denoising is profitable when the noise ratio is small, while handling Non-IID data is more lucrative given large noise ratio.

2 Related Works

Noisy Label Learning. Noisy label learning (NLL) aims to train robust DNNs with noisy labels. Different approaches have been proposed to address this problem in the centralized learning setting, and they can be roughly divided into five categories [15]: i) robust architecture [33, 34]; ii) robust regularization methods [35, 36], iii) robust loss function design [37, 38], iv) loss adjustment methods [39, 40], and v) sample selection methods [31, 41]. We refer readers to related NLL survey papers for more details (e.g., [15]). In FedNoisy, we provide at least one method from each of the last four categories, combining them with FL algorithms as baselines for FNLL research. We plan to support more methods from different categories of NLL in the future.

Federated Noisy Label Learning. Despite diverse research devoted to Non-IID problems and communication efficiencies, most assume that the training datasets only contain clean labels. Some works have been trying to alleviate the label noise in FL recently, which mainly follow three lines: i) client selection, ii) client reweighting, and iii) sample selection. Client selection methods [30, 21, 20] select clients with high-quality labels based on different evaluation metrics and only allow selected clients to participate FL training rounds. Client reweighting methods [42, 22, 20] evaluate each client based on the quality of local datasets and assign lower weighting scores to noisy clients during aggregation without abandoning them. Sample selection methods evaluate each sample on clients, for example, per-sample loss, and exclude noisy samples for later training [20, 29, 19]. In addition to the previous mainstream approaches, researchers will reuse the low-quality samples via pseudo-labeling for further performance improvement [20, 19, 21].

Federated Learning Benchmark. Standardized benchmark empowers researchers to follow previous research with less effort and facilitates the validation of research ideas. There are several benchmark works in the field of FL, including standardized simulation environments [43, 44, 45], heterogeneous data distribution [46, 47], and specific applications [13, 48, 49]. However, to the best of our knowledge, no existing benchmark is proposed for FL with noisy labels, which leads to the non-standardized simulation pipeline and unfair comparison among related research. The proposed FedNoisy bridges the gap between the FL community and existing CNLL research and provides a roadmap for the experiment setting for future FNLL works.

3 Problem Formulation

We begin with formal definitions of federated learning (FL) and noisy label learning (NLL). Then, we formulate the problem of federated noisy label learning (FNLL).

Federated Learning (FL) collaboratively learns a model among multiple participants without directed data sharing [50]. Here we consider a representation FL setting: C -class classification in a horizontal federated learning system with a central server. Let $\mathcal{D} = \{(x^n, y^n)\}_{n=1}^N$ denote the global training dataset, where $x^n \in \mathcal{X}$ denotes a sample, and $y^n \in \mathcal{Y} = [C]$ is its ground-truth label. Suppose there are K clients in the federated system splitting \mathcal{D} without overlap, and for each client k ($k = 1, \dots, K$), there is a local dataset $\mathcal{D}_k = \{(x_k^n, y_k^n)\}_{n=1}^{N_k}$ such that $N = \sum_{k=1}^K N_k$. In typical FL problems, the distribution of \mathcal{D}_k varies for different clients and is called Non-IID.

Denote the global model parameter at round t as w^t , and the local one of client k as w_k^t . Formally, FL aims to optimize a global model w by

$$\min_w \mathcal{G}(F_1(w), \dots, F_K(w)), \quad (1)$$

where $F_k(w)$ is the local objective for client k , and \mathcal{G} is a function that combines local objectives together. $\mathcal{G}(\cdot)$ can be simple weighted average of $\{F_k(w)\}_{k \in [K]}$ as in FedAvg [50]. Local objective $F_k(\cdot)$ can be the empirical risk on the local dataset \mathcal{D}_k :

$$F_k(w) = \mathbb{E}_{(x,y) \sim \mathcal{D}_k} [\ell(y, f_k(x; w))], \quad (2)$$

where ℓ is a certain loss function, for example, cross-entropy loss, and $f_k(x; w)$ is the local prediction on sample x parameterized by w on client k . At each communication round t , the central server selects a group of clients \mathcal{S}_t and broadcasts global model w^{t-1} to them. Then each selected client performs local training in Eq. (2) to update w_k^t , and sends the local model back to the server. The central server then aggregates the local models based on the design of Eq. (1) to obtain the global model w^t and repeats the learning procedure for T rounds.

Noisy Label Learning aims to mitigate the performance drops caused by noised training labels. The poor label qualities often arise from limited annotation resources where many labels are not fully examined in practice. Given a well-labeled dataset, the corrupted training dataset is forged by randomly changing true labels following a predefined distribution and then a model is trained on it and evaluated on a clean test set. The corrupted label \tilde{y} hinges on the ground-truth label y while independent of its sample x . The noise transition matrix $\mathbf{T} \in [0, 1]^{C \times C}$ denotes all possible flipping probability between classes, that is, $\mathbf{T}_{ij} = P(\tilde{y} = j \mid y = i)$. Given a constant noise ratio $\varepsilon \in [0, 1]$, representative instantiations of such noise could *symmetric noise* or *asymmetric one*. (1) In the symmetric setting, clean labels are uniformly corrupted into other labels with equal probability, i.e., $\forall_{i \neq j} \mathbf{T}_{ij} = \frac{\varepsilon}{C-1}$ and $\forall_{i=j} \mathbf{T}_{ij} = 1 - \varepsilon$. (2) In the asymmetric setting, the label will be only flipped to a particular label, i.e., $\forall_{i=j} \mathbf{T}_{ij} = 1 - \varepsilon$, $\exists_{c \neq i} \mathbf{T}_{ic} = \varepsilon$, and $\forall_{j \neq i, j \neq c} \mathbf{T}_{ij} = 0$. Such asymmetric noise is also called pairwise flipping. In some literature [51], the corruption probability can be formulated as $P(\tilde{y} = j \mid y = i, x)$, namely instance-dependent noise. In this paper, we only consider symmetric noise, asymmetric noise following common practice, and also include dataset with real-world noise.

Federated Noisy Label Learning. Distributed clients in a federated system have been granted the freedom to choose training data and keep the data confidential to the server. As such, the label quality cannot be sanitized by the trustworthy server using typical noise label treatments. To simulate the scenario, we let $\tilde{\mathcal{D}} = \{(x^n, \tilde{y}^n)\}_{n=1}^N$ be the noisy global dataset in the federation. And each client holds a corrupted local dataset $\tilde{\mathcal{D}}_k = \{(x_k^n, \tilde{y}_k^n)\}_{n=1}^{N_k}$ instead of \mathcal{D}_k . Then the local objective $F_k(\cdot)$ becomes:

$$F_k(w) = \mathbb{E}_{(x,\tilde{y}) \sim \tilde{\mathcal{D}}_k} [\ell(\tilde{y}, f_k(x; w))], \quad (3)$$

which is the empirical risk on corrupted local dataset $\tilde{\mathcal{D}}_k$. In this study, we use vanilla FedAvg for server aggregation and our benchmark can be easily extended to other aggregation approaches.

4 Benchmark Design

In this section, we introduce federated noisy-label settings and code resources provided by FedNoisy. First, we provide fine-grained and flexible federated noisy-label configurations, with which users can evaluate their method in multiple settings. We provide datasets with well-designed codes that can be used for simulating the federated heterogeneity. In our benchmark, 8 baseline methods have been implemented for method comparisons.

4.1 Label-Noise Simulations for Heterogeneous Clients

In FNLL, Non-IID and noisy labels are concurrent and intervened problems when training a robust global model. Non-IID means that the distributions of samples are different among clients. Such distribution shift can also happen to noisy labels in FL, i.e., the distribution of noisy labels on each client can also differ, which we refer to as *heterogeneous label noise*. Motivated by this, we propose three different federated noise schemes to represent different generation processes of label noise in FL: globalized noise scene for homogeneous label noise, localized noise scene for heterogeneous label noise, and real-world noise scene for real-world setting.

Globalized noise scene. The globalized noise scene echoes the generation process of noisy labels where the whole federated system follows a specific unified distribution. In other words, the noisy labels on clients are independent and identically distributed. And globalized noise scene can also be called *homogeneous label noise*.

The global dataset in this scene follows noise distributions with a fixed global noise ratio ε_{global} . To be more concrete, a global noise transformation matrix $\mathbf{T}_{global} \in [0, 1]^{C \times C}$ will be applied on the clean global dataset \mathcal{D} to flip labels based on global noise ratio ε_{global} for symmetric/asymmetric noise. Note C is the total class number in the FL. Then corrupted global dataset $\tilde{\mathcal{D}}$ will be split into K local noisy datasets $\{\tilde{\mathcal{D}}_1, \dots, \tilde{\mathcal{D}}_K\}$ in IID/non-IID fashion. The left one in Figure 1 shows the generation process of the globalized noise scene.

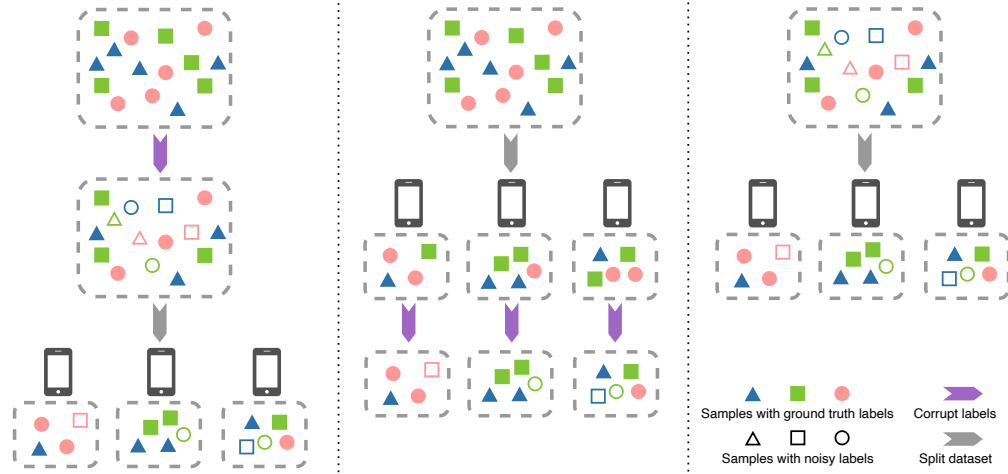


Figure 1: Federated noise scenes provided in FedNoisy. Left: *globalized noise*; middle: *localized noise*; right: *real-word noise*. Globalized noise follows a constant noise ratio ε_{global} in label corruption, while localized noise draws localized noise ratio ε_k from a uniform distribution on each client k .

Localized noise scene. In real-world federated systems, label noise may be attributed to clients' local data collection process, which means each client has an independent label corruption process with local label noise distribution. For example, hospitals with limited medical resources are more likely to have higher misdiagnosis rates [52]. To simulate this, we propose *localized noise scene*, in which different clients have different local noise ratios of noisy label distribution. And it can also be called *heterogeneous label noise*.

In localized noise scene, a clean global dataset \mathcal{D} is first split into K local clean datasets $\{\mathcal{D}_1, \dots, \mathcal{D}_K\}$, following IID/non-IID fashion. For each client k , the local noise distribution is synthesized using a local noise transformation matrix $\mathbf{T}_k \in [0, 1]^{C_k \times C_k}$ generated from local noise ratio ε_k , where ε_k is drawn from a uniform distribution $\mathcal{U}(\varepsilon_{min}, \varepsilon_{max})$ with $\varepsilon_{min}, \varepsilon_{max} \in [0, 1]$, and C_k is the total number of classes on clean local dataset \mathcal{D}_k . We flip sample labels of the local clean dataset \mathcal{D}_k using \mathbf{T}_k for symmetric/asymmetric noise and obtain noisy local dataset $\tilde{\mathcal{D}}_k$ for each client k . Also, the label noising process on each client only allows label flipping among classes in the current local client. To be more concrete, given an FL system with samples labels of $\{1, 2, 3, 4, 5\}$ in the global dataset, if

a particular client only holds a local dataset with class label $\{1, 3, 5\}$, then there are no chances for the existence of noisy samples with class label $\{2, 4\}$ on this client after label corruption. This constraint of the localized scene closely resembles many real-world cases: a dentist may misdiagnose different dental diseases while unlikely to diagnose lung cancer. The middle part of Figure 1 shows the generation process of the localized noise scene.

Real-world noise scene. Unlike globalized and localized noise scenes that only contain synthetic label noise, real-world noise scene evaluates against datasets inherently with mislabeled samples. Here we use one popular real-world noisy dataset in CNLL studies [15], called *Clothing1M* [51], as summarized in Table 1. In the real-world noise scene, we consider directly partitioning the noisy global dataset $\tilde{\mathcal{D}}$ into $\{\tilde{\mathcal{D}}_1, \dots, \tilde{\mathcal{D}}_K\}$ via IID/non-IID fashion to create an FL setting with real-world label noise. The right part of Figure 1 shows the generation process of the real-world noise scene.

4.2 Datasets and Data Heterogeneity Simulation

As summarized in Table 1, FedNoisy serves 5 datasets for variant tasks. MNIST and SVHN are digit recognition tasks where digits 1 to 10 are included. CIFAR-10 and CIFAR-100 are popular object recognition datasets with 10 and 100 classes, respectively. These four datasets are frequently adopted in both FL and CNLL areas. We apply globalized and localized noise scenes to them and evaluate them on the clean test set. Clothing1M is a large-scale clothing image dataset of 14 categories from shopping websites, containing natural label noise at a ratio of 39.46%. It is a popular dataset widely used in CNLL, and we use it for the real-world noise scene in FedNoisy. Following DivideMix [31], we randomly sample a class-balanced subset containing 64k images from the original noisy training set as the noisy global dataset $\tilde{\mathcal{D}}$ for training, and report the test performance on 10k clean test set.

Table 1: Summary of datasets provided in FedNoisy

Noise Scene	Dataset	#Train	#Validation	#Test	#Class	ImageSize	Noise Ratio (%)
Globalized/Localized	MNIST [53]	60K	N/A	10K	10	28 × 28	N/A
	SVHN [54]	73K	N/A	26K	10	32 × 32 × 3	N/A
	CIFAR-10 [55]	50K	N/A	10K	10	32 × 32 × 3	N/A
	CIFAR-100 [55]	50K	N/A	10K	100	32 × 32 × 3	N/A
Real-world	Clothing1M [51]	1.0M	14K	10K	14	224 × 224 × 3	≈ 39.46

Found by massive existing FL research [50, 56, 46], data heterogeneity is a common yet especially challenging scenario in practice where each client has non-identical-and-independent (non-IID) data distributions compared to others. Given a data sample (x, y) , non-IID indicates the joint probability distribution $\mathcal{P}(x, y)$ is different for different client i and j ($i, j \in [K], i \neq j$), that is, $\mathcal{P}_i(x, y) \neq \mathcal{P}_j(x, y)$. In FedNoisy, we enclose three representative non-IID schemes together with the standard IID setting, as follows. 1) *Quantity skew*. Different clients hold different amounts of data, controlled by Dirichlet distribution with parameter α , denoted as `noniid-quantity= α` . 2) *Dirichlet label skew*. Different clients hold local datasets with different proportions of different classes, controlled by Dirichlet distribution with parameter α . We denote this as `noniid-labeldir= α` . 3) *Label-quantity skew*. In this Non-IID case, the class heterogeneity is simulated by assigning samples of a specified number of classes to each client. We use `noniid-#label= c` to denote this partition given class number c . Detailed descriptions of the data partition are presented in Appendix B.

4.3 Implemented methods

In FedNoisy, we integrate representative NLL algorithms in the local client training, which can work seamlessly with most federated learning algorithms. The list of algorithms is summarized in Table 2. Previous NLL methods can be roughly grouped into four categories: i) robust regularization methods, ii) robust loss function design, iii) loss adjustment methods, and iv) sample selection methods. Though many algorithms have been developed under these principles, they are not extensively used as baselines in existing FNLL research. The main reason could be a lack of a well-developed codebase, leading to formidable burdens including them for comparisons. In our benchmark, we tackle the critical challenge by providing a package of ready-to-go codes for these algorithms. Importantly, we implement these algorithms mainly on the client side with least modifications on the global communication. The decoupled code structure makes these algorithms easy to be extended with more advanced federated aggregations.

Table 2: Summary of baselines in FedNoisy

Noisy Label Algorithm	
Category	Method
Robust regularization	Mixup [36]
Robust loss function	SCE [37]
	GCE [57]
	MAE [58]
Loss adjustment	M-DYR-H [40]
	M-DYR-S [40]
	DM-DYR-SH [40]
Sample selection	Co-teaching [41]

5 Experiments

To demonstrate the utility of FNLL data settings proposed by FedNoisy, we conduct extensive experiments and present the main results for characteristics of these settings under different datasets.

5.1 Benchmark performance

This section presents the performance for 20 benchmark settings in FedNoisy. We compare the test accuracy of 20 benchmark settings in FedNoisy as an overview of the challenges in FNLL. In the experiment, we select some default hyper-parameters: $\varepsilon_{global} = 0.4$ for globalized noise. For localized noise, we use $\varepsilon_k \sim \mathcal{U}(0.3, 0.5)$ (that is, $\varepsilon_{local} = 0.4$, $\sigma = 0.1$). The parameters of localized noise yield a fair comparison between localized and globalized settings with similar overall noisy samples, which is shown in Appendix C). For data partition, we choose iid, noniid-#label=3, noniid-labeldir=0.1 and noniid-quantity=0.1 as the default settings. All analyses are based on the results of CIFAR-10 on FedAvg of 10 clients using VGG-16 [59] with 500 communication rounds and 5 local epochs. We report the averaged test accuracy over the last 10 rounds, and each experiment is repeated 3 times with different random seeds. More details on experiments can be found in Appendix A. Table 3 presents the complete results for 20 default settings. Results for the same experiment setting for more datasets can be found in Appendix E.

Table 3: Test accuracy of CIFAR-10 on 10 clients using FedAvg with VGG16. Significant gaps exist between different noise schemes, especially under heterogeneous data partitions.

	Noise mode	Noise ratio	Data partition			
			iid	noniid-#label	noniid-labeldir	noniid-quantity
	Clean	0.0	90.83 \pm 0.17	73.09 \pm 4.33	78.74 \pm 3.56	91.26 \pm 0.41
Globalized	Sym.	0.4	65.08 \pm 0.38	33.04 \pm 1.87	30.43 \pm 6.30	64.28 \pm 3.07
	Asym.		57.85 \pm 0.59	44.06 \pm 3.65	42.02 \pm 5.51	57.13 \pm 0.79
Localized	Sym.	$\mathcal{U}(0.3, 0.5)$	65.51 \pm 0.80	17.25 \pm 1.83	26.09 \pm 8.68	62.89 \pm 4.76
	Asym.		58.42 \pm 1.50	26.51 \pm 2.90	39.5 \pm 6.67	54.84 \pm 3.07

Basic observations. From the results in Table 3, we have the following basic observations: 1) *Class imbalance should be considered together with label noise.* In both the clean and the globalized noise settings, the performance difference between iid and noniid-quantity is limited. In contrast, the difference between iid and noniid-labeldir/noniid-#label is significant under both globalized and localized noise, which indicates that label distribution skew has a large effect on performance degradation in FNLL. We suggest that researchers should consider class imbalance and label noise together in FNLL from this. 2) *Local noise patterns are a new challenge.* By comparing performances between globalized and localized noise, we found localized noise is harder than globalized noise in all Non-IID partitions, while not in the IID partition. This indicates that Non-IID (quantity imbalance and class imbalance) can exaggerate the effect of heterogeneous noise distributions in FL. And knowledge of different noise patterns on different clients cannot be aggregated by simple weighted averaging for a global shared model. This encourages researchers in FNLL to consider local adaption for noise heterogeneity as well as more sophisticated designs for global aggregation.

5.2 Fine-grained Ablation Studies of FNLL

In the later experiment, to investigate the characteristics of FNLL settings, we perform FedAvg on iid, noniid-labeldir, noniid-#label partition under different noise settings with different noise ratios for a systematic evaluation. We aim to provide insights into the following questions involved in FNLL: 1) *Is asymmetric noise still harder than symmetric ones in FL as in CNLL?* 2) *How does label noise affect the model performance with Non-IID?* 3) *Does the effect enlarge as the noise ratio increases?* 4) *Does model performance react similarly to label noise under different partitions?* 5) *How does gradient norm act upon label noise in FL?*

For globalized noise, we choose ε_{global} from $\{0.1, 0.2, 0.3, 0.4, 0.5, 0.6, 0.7\}$ for symmetric noise and ε_{global} from $\{0.1, 0.2, 0.3, 0.4, 0.5, 0.6\}$ for asymmetric noise, while keeping other learning setting same as default settings. For localized noise, choose ε_{local} from $\{0.1, 0.2, 0.3, 0.4, 0.5\}$ and $\sigma = 0.1$ for both symmetric and asymmetric noise. And to make sure localized settings with large noise ratios converge, we train FedAvg for 700 rounds while keeping other learning settings default. Figure 2 shows the curves of test accuracy versus noise ratio for both globalized and localized noise settings. Complete results are in Appendix F.1.

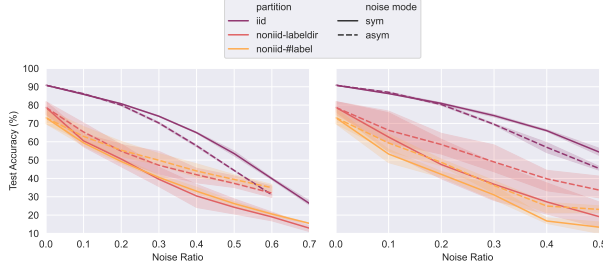


Figure 2: Accuracy for different noise ratios on CIFAR-10 with 10 clients. The x -axis noise ratio is ε_{global} for globalized noise, and ε_{local} for localized noise $\mathcal{U}(\varepsilon_{local} - 0.1, \varepsilon_{local} + 0.1)$. From left to right: globalized noise, localized noise.

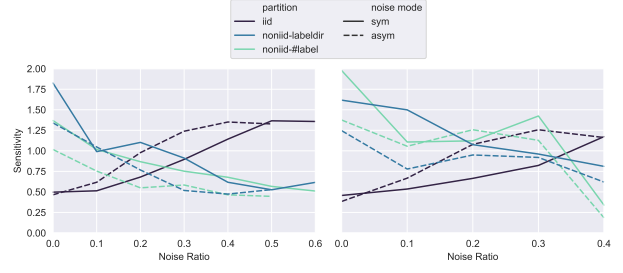


Figure 3: Sensitivity on different noise ratios on CIFAR-10 with 10 clients. The x -axis noise ratio is ε_{global} for globalized noise, and ε_{local} for localized noise $\mathcal{U}(\varepsilon_{local} - 0.1, \varepsilon_{local} + 0.1)$. From left to right: globalized noise, localized noise.

1) Symmetric noise is harder than asymmetric with Non-IID. In the centralized setting, it has been found that asymmetric label noise is harder than symmetric noise, especially when the noise ratio is larger than 0.5, considering each class has more correct samples to learn from under symmetric noise [41, 31]. However, in FNLL, the conclusion depends on the partition type. As shown in Figure 2, in both globalized and localized settings, performance with symmetric noise tends to become better than that with asymmetric noise when the noise ratio is larger than 0.2 under IID partition (class-balanced on each client in this experiment), and the performance gap increases as noise ratio grows. While in Non-IID which class-imbalance exists (i.e., noniid-labeldir and noniid-#label), symmetric noise is more difficult than asymmetric noise even with a small noise ratio. And this performance gap also becomes larger as the noise ratio grows. This intriguing phenomenon might be attributed to the class imbalance problem in these label distribution skew scenes, which encourages researchers to alleviate class imbalance when dealing with symmetric noise in FL settings.

2) Negative effect from label noise is not monotonic on Non-IID w.r.t. noise ratio. In FNLL where both Non-IID and noisy labels exist, how the noisy labels affect the model performance learning with Non-IID can be one of the most engaging problems. Here we denote $\text{acc}_{\text{part}}(\varepsilon)$ as the test accuracy given noise with noise ratio ε ² under part partition, and $\text{acc}_{\text{part}}(0)$ for settings without label noise. We explore the accuracy drop ratio between Non-IID and IID with different noise ratios by calculating $[\text{acc}_{\text{iid}}(\varepsilon) - \text{acc}_{\text{non-iid}}(\varepsilon)] / \text{acc}_{\text{iid}}(\varepsilon)$ for the chosen non-iid partition for noise ratio ε . The results are shown in Figure 4. Unsurprisingly, noisy labels aggravate the Non-IID problem as the noise ratio increases at first. However, the degradation effect stops enlarging when the noise ratio goes extremely large. For some settings, such degradation even decreases to become smaller than that with no label noise: the accuracy drop ratio of globalized asymmetric noise when $\varepsilon \geq 0.5$ is smaller than that with no label noise for two Non-IID cases. Moreover, with $\varepsilon \geq 0.6$ in globalized asymmetric noise, noisy labels can even make Non-IID achieve higher performance than IID. This observation implies that label noise’s negative effect on Non-IID situation is non-monotonicity w.r.t. noise ratio, which appeals to rethinking the role of label noise on Non-IID.

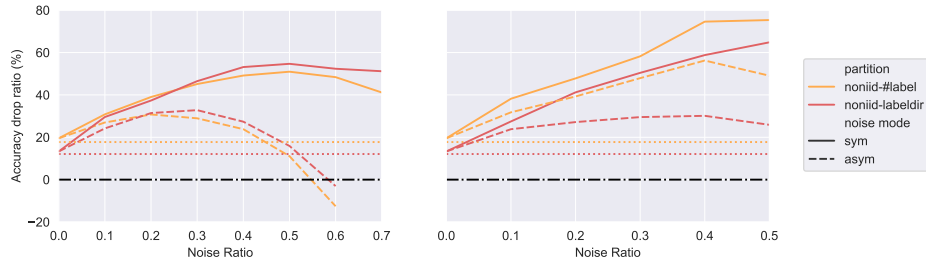


Figure 4: Accuracy drop ratio from IID to Non-IID with globalized noise on CIFAR-10. Give noise ratio ε , the accuracy drop ratio of certain non-iid partition at ε is calculated by $[\text{acc}_{\text{iid}}(\varepsilon) - \text{acc}_{\text{non-iid}}(\varepsilon)] / \text{acc}_{\text{iid}}(\varepsilon)$. The dotted lines mark the values when $\varepsilon = 0.0$, and the dash-dotted lines mark accuracy drop ratio equals 0. ε is ε_{global} for globalized noise, and ε_{local} for localized noise $\mathcal{U}(\varepsilon_{local} - 0.1, \varepsilon_{local} + 0.1)$. From left to right: globalized noise, localized noise.

3) Different sensitivity under different partitions. We also explore the performance sensitivity of noise ratio in different FL partition settings. The performance sensitivity on the noise ratio of each partition is calculated using:

$$s(\varepsilon) = \frac{\text{acc}(\varepsilon) - \text{acc}(\varepsilon + \Delta)}{\Delta}, \quad (4)$$

² ε is ε_{global} for globalized noise, and ε_{local} for localized noise.

where $\text{acc}(\cdot)$ is the test accuracy given noise ratio ε , and $\Delta > 0$ is the change of noise ratio. The larger $s(\varepsilon)$ is, the higher sensitivity the setting is to the current noise ratio ε . Note here a larger noise ratio always leads to worse performance in our setting, thus $\text{acc}(\varepsilon) \geq \text{acc}(\varepsilon + \Delta)$ holds in our experiment, that is, $s(\varepsilon) \geq 0$. Here we set $\Delta = 0.1$ in Eq. (4) for sensitivity calculation. The results are shown in Figure 3. In both globalized and localized settings, Non-IID partitions become less sensitive to noise ratio when noise ratio increases, while on the contrary, IID becomes more sensitive as noise ratio grows for both symmetric and asymmetric noise. In other words, when the noise ratio is low, the performance in Non-IID settings will decrease significantly while decreases limitedly when the noise ratio is large. This indicates that when the noise ratio of an FL system is small, efforts on handling the label noise problem could lead to larger performance improvements; whereas it is better to focus on the Non-IID problem when confronted with a large amount of noisy labels.

4) Label noise increases the gradient norm in FL. Previous CNLL works reveal that noisy labels can influence characteristics of the training process: [41, 31] believe that noisy samples tend to have larger loss values compared with clean ones; [60, 61] showed that noisy samples increase gradient norm of the training batch. Some FNLL papers have utilized sample loss for noisy sample detection in FNLL, while none has explored noisy labels’ impact on gradient norm in FNLL yet. We calculate the per-round global model gradient norm as $\|w^t - w^{t-1}\|_2$ for each round and perform FedAvg training for iid, noniid-#label, and noniid-labeldir with clean or globalized/localized noise. We use a learning rate of 0.005 for all different settings for fair comparison in this experiment. Figure 5 shows the results of globalized settings, and Figure 7 in Appendix D shows the results of localized settings. We conclude from these two figures: 1) the gradient norm converges during the training process; 2) noisy labels enlarge the gradient norm of the global model under both IID and Non-IID partitions; 3) given the same noise setting, the curve of gradient norm under IID fluctuates significantly compared with Non-IID partitions. From these observations, we conjecture that the gradient norm is also ponderable information that can be leveraged in FNLL.

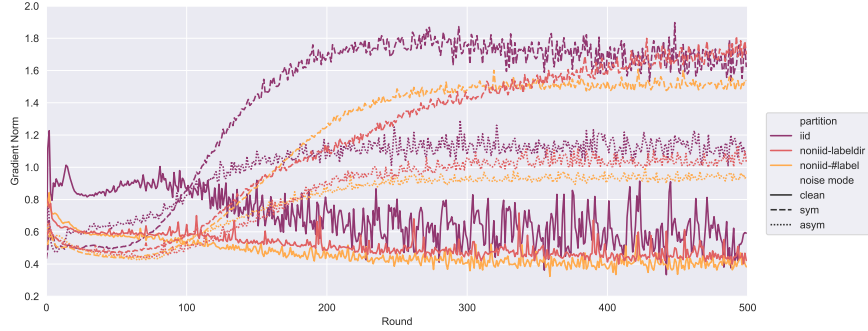


Figure 5: Gradient norm of global model for clean and globalized noise $\varepsilon_{global} = 0.4$ settings.

6 Conclusion

In this paper, we propose comprehensive data settings and standardized simulation pipeline for FNLL in benchmark FedNoisy, including 20 basic data settings for potential FNLL settings, 5 datasets, and 8 baselines covering a wide scope of methodologies. We conduct extensive comparisons and reveal some special characteristics of FNLL, which we hope can motivate further research on noisy label learning in FL community. Currently, FedNoisy is implemented on PyTorch [62] and FedLab [45], which might limit the usage of researchers familiar with other ML backends and FL frameworks, such as TensorFlow [63], Flower [64], FedML [65]. Supporting other backends/frameworks is one of the future directions. We will keep updating FedNoisy to support more datasets and FNLL baselines.

References

- [1] Wonyong Jeong, Jaehong Yoon, Eunho Yang, and Sung Ju Hwang. Federated semi-supervised learning with inter-client consistency & disjoint learning. In *ICLR*. OpenReview.net, 2021.
- [2] Yijiang Li, Dawn Song, Haohan Wang, et al. Understanding adversarial transferability in federated learning.
- [3] Zhengming Zhang, Yaoqing Yang, Zhewei Yao, Yujun Yan, Joseph E. Gonzalez, Kannan Ramchandran, and Michael W. Mahoney. Improving semi-supervised federated learning by reducing the gradient diversity of models. In *IEEE BigData*, pages 1214–1225. IEEE, 2021.
- [4] Tailin Zhou, Jun Zhang, and Danny Tsang. Fedfa: Federated learning with feature anchors to align feature and classifier for heterogeneous data. *arXiv preprint arXiv:2211.09299*, 2022.
- [5] Haobo Zhang, Junyuan Hong, Fan Dong, Steve Drew, Liangjie Xue, and Jiayu Zhou. A privacy-preserving hybrid federated learning framework for financial crime detection. *arXiv preprint arXiv:2302.03654*, 2023.
- [6] Guodong Long, Yue Tan, Jing Jiang, and Chengqi Zhang. Federated learning for open banking. In *Federated Learning*, volume 12500 of *Lecture Notes in Computer Science*, pages 240–254. Springer, 2020.
- [7] Zhuo Zhang, Xiangjing Hu, Lizhen Qu, Qifan Wang, and Zenglin Xu. Federated model decomposition with private vocabulary for text classification. In *EMNLP*, pages 6413–6425. Association for Computational Linguistics, 2022.
- [8] Zhuo Zhang, Yuanhang Yang, Yong Dai, Lizhen Qu, and Zenglin Xu. When federated learning meets pre-trained language models’ parameter-efficient tuning methods. *CoRR*, abs/2212.10025, 2022.
- [9] Chaoyang He, Keshav Balasubramanian, Emir Ceyani, Carl Yang, Han Xie, Lichao Sun, Lifang He, Liangwei Yang, Philip S. Yu, Yu Rong, Peilin Zhao, Junzhou Huang, Murali Annavaram, and Salman Avestimehr. Fedgraphnn: A federated learning system and benchmark for graph neural networks, 2021.
- [10] Konstantin Sozinov, Vladimir Vlassov, and Sarunas Girdzijauskas. Human activity recognition using federated learning. In *2018 IEEE Intl Conf on Parallel & Distributed Processing with Applications, Ubiquitous Computing & Communications, Big Data & Cloud Computing, Social Computing & Networking, Sustainable Computing & Communications (ISPA/IUCC/BDCloud/SocialCom/SustainCom)*, pages 1103–1111, 2018.
- [11] Xiaomin Ouyang, Zhiyuan Xie, Jiayu Zhou, Jianwei Huang, and Guoliang Xing. Clusterfl: a similarity-aware federated learning system for human activity recognition. In *MobiSys*, pages 54–66. ACM, 2021.
- [12] Quande Liu, Cheng Chen, Jing Qin, Qi Dou, and Pheng-Ann Heng. Feddg: Federated domain generalization on medical image segmentation via episodic learning in continuous frequency space. In *CVPR*, pages 1013–1023. Computer Vision Foundation / IEEE, 2021.
- [13] Jean Ogier du Terrail, Samy-Safwan Ayed, Edwige Cyffers, Felix Grimberg, Chaoyang He, Regis Loeb, Paul Mangold, Tanguy Marchand, Othmane Marfoq, Erum Mushtaq, Boris Muzellec, Constantin Philippenko, Santiago Silva, Maria Telenczuk, Shadi Albarqouni, Salman Avestimehr, Aurélien Bellet, Aymeric Dieuleveut, Martin Jaggi, Sai Praneeth Karimireddy, Marco Lorenzi, Giovanni Neglia, Marc Tommasi, and Mathieu Andreux. Flamby: Datasets and benchmarks for cross-silo federated learning in realistic healthcare settings. In *NeurIPS*, 2022.
- [14] Jie Xu, Benjamin S. Glicksberg, Chang Su, Peter B. Walker, Jiang Bian, and Fei Wang. Federated learning for healthcare informatics. *J. Heal. Informatics Res.*, 5(1):1–19, 2021.
- [15] Hwanjun Song, Minseok Kim, Dongmin Park, Yooju Shin, and Jae-Gil Lee. Learning from noisy labels with deep neural networks: A survey. *IEEE Transactions on Neural Networks and Learning Systems*, pages 1–19, 2022.
- [16] Davood Karimi, Haoran Dou, Simon K. Warfield, and Ali Gholipour. Deep learning with noisy labels: Exploring techniques and remedies in medical image analysis. *Medical Image Analysis*, 65:101759, 2020.
- [17] Lingjuan Lyu, Han Yu, Jun Zhao, and Qiang Yang. Threats to federated learning. In *Federated Learning*, volume 12500 of *Lecture Notes in Computer Science*, pages 3–16. Springer, 2020.
- [18] Chiyuan Zhang, Samy Bengio, Moritz Hardt, Benjamin Recht, and Oriol Vinyals. Understanding deep learning requires rethinking generalization. In *ICLR*. OpenReview.net, 2017.
- [19] Seunghan Yang, Hyoungseob Park, Junyoung Byun, and Changick Kim. Robust federated learning with noisy labels. *IEEE Intell. Syst.*, 37(2):35–43, 2022.
- [20] Jingyi Xu, Zihan Chen, Tony Q. S. Quek, and Kai Fong Ernest Chong. Fedcorr: Multi-stage federated learning for label noise correction. In *CVPR*, pages 10174–10183. IEEE, 2022.
- [21] Zhuowei Wang, Tianyi Zhou, Guodong Long, Bo Han, and Jing Jiang. Fednoil: A simple two-level sampling method for federated learning with noisy labels. *CoRR*, abs/2205.10110, 2022.

- [22] Yiqiang Chen, Xiaodong Yang, Xin Qin, Han Yu, Biao Chen, and Zhiqi Shen. FOCUS: dealing with label quality disparity in federated learning. *CoRR*, abs/2001.11359, 2020.
- [23] Shaoming Duan, Chuanyi Liu, Zhengsheng Cao, Xiaopeng Jin, and Peiyi Han. Fed-dr-filter: Using global data representation to reduce the impact of noisy labels on the performance of federated learning. *Future Gener. Comput. Syst.*, 137:336–348, 2022.
- [24] Ron Kohavi et al. Scaling up the accuracy of naive-bayes classifiers: A decision-tree hybrid. In *Kdd*, volume 96, pages 202–207, 1996.
- [25] Davide Chicco and Giuseppe Jurman. Machine learning can predict survival of patients with heart failure from serum creatinine and ejection fraction alone. *BMC medical informatics and decision making*, 20(1):1–16, 2020.
- [26] Li Li, Huazhu Fu, Bo Han, Cheng-Zhong Xu, and Ling Shao. Federated noisy client learning. *CoRR*, abs/2106.13239, 2021.
- [27] Farnaz Tahmasebian, Jian Lou, and Li Xiong. Robustfed: A truth inference approach for robust federated learning. In *CIKM*, pages 1868–1877. ACM, 2022.
- [28] Junyi Li, Jian Pei, and Heng Huang. Communication-efficient robust federated learning with noisy labels. In *KDD*, pages 914–924. ACM, 2022.
- [29] Tiffany Tuor, Shiqiang Wang, Bong Jun Ko, Changchang Liu, and Kin K. Leung. Overcoming noisy and irrelevant data in federated learning. In *ICPR*, pages 5020–5027. IEEE, 2020.
- [30] Tianhao Wang, Johannes Rausch, Ce Zhang, Ruoxi Jia, and Dawn Song. A principled approach to data valuation for federated learning. In *Federated Learning*, volume 12500 of *Lecture Notes in Computer Science*, pages 153–167. Springer, 2020.
- [31] Junnan Li, Richard Socher, and Steven C. H. Hoi. Dividemix: Learning with noisy labels as semi-supervised learning. In *ICLR*. OpenReview.net, 2020.
- [32] Daiki Tanaka, Daiki Ikami, Toshihiko Yamasaki, and Kiyoharu Aizawa. Joint optimization framework for learning with noisy labels. In *CVPR*, pages 5552–5560. Computer Vision Foundation / IEEE Computer Society, 2018.
- [33] Jiangchao Yao, Jiajie Wang, Ivor W. Tsang, Ya Zhang, Jun Sun, Chengqi Zhang, and Rui Zhang. Deep learning from noisy image labels with quality embedding. *IEEE Trans. Image Process.*, 28(4):1909–1922, 2019.
- [34] Kimin Lee, Sukmin Yun, Kibok Lee, Honglak Lee, Bo Li, and Jinwoo Shin. Robust inference via generative classifiers for handling noisy labels. In *ICML*, volume 97 of *Proceedings of Machine Learning Research*, pages 3763–3772. PMLR, 2019.
- [35] Xiaobo Xia, Tongliang Liu, Bo Han, Chen Gong, Nannan Wang, Zongyuan Ge, and Yi Chang. Robust early-learning: Hindering the memorization of noisy labels. In *ICLR*. OpenReview.net, 2021.
- [36] Hongyi Zhang, Moustapha Cissé, Yann N. Dauphin, and David Lopez-Paz. mixup: Beyond empirical risk minimization. In *ICLR (Poster)*. OpenReview.net, 2018.
- [37] Yisen Wang, Xingjun Ma, Zaiyi Chen, Yuan Luo, Jinfeng Yi, and James Bailey. Symmetric cross entropy for robust learning with noisy labels. In *Proceedings of the IEEE/CVF International Conference on Computer Vision*, pages 322–330, 2019.
- [38] Xingjun Ma, Hanxun Huang, Yisen Wang, Simone Romano, Sarah M. Erfani, and James Bailey. Normalized loss functions for deep learning with noisy labels. In *ICML*, volume 119 of *Proceedings of Machine Learning Research*, pages 6543–6553. PMLR, 2020.
- [39] Giorgio Patrini, Alessandro Rozza, Aditya Krishna Menon, Richard Nock, and Lizhen Qu. Making deep neural networks robust to label noise: A loss correction approach. In *Proceedings of the IEEE conference on computer vision and pattern recognition*, pages 1944–1952, 2017.
- [40] Eric Arazo, Diego Ortego, Paul Albert, Noel E. O’Connor, and Kevin McGuinness. Unsupervised label noise modeling and loss correction. In *ICML*, volume 97 of *Proceedings of Machine Learning Research*, pages 312–321. PMLR, 2019.
- [41] Bo Han, Quanming Yao, Xingrui Yu, Gang Niu, Miao Xu, Weihua Hu, Ivor Tsang, and Masashi Sugiyama. Co-teaching: Robust training of deep neural networks with extremely noisy labels. *Advances in neural information processing systems*, 31, 2018.
- [42] Xiuwen Fang and Mang Ye. Robust federated learning with noisy and heterogeneous clients. In *CVPR*, pages 10062–10071. IEEE, 2022.
- [43] Daniel J. Beutel, Taner Topal, Akhil Mathur, Xinchu Qiu, Titouan Parcollet, and Nicholas D. Lane. Flower: A friendly federated learning research framework. *CoRR*, abs/2007.14390, 2020.

- [44] Chaoyang He, Songze Li, Jinhyun So, Mi Zhang, Hongyi Wang, Xiaoyang Wang, Praneeth Vepakomma, Abhishek Singh, Hang Qiu, Li Shen, Peilin Zhao, Yan Kang, Yang Liu, Ramesh Raskar, Qiang Yang, Murali Annavaram, and Salman Avestimehr. Fedml: A research library and benchmark for federated machine learning. *CoRR*, abs/2007.13518, 2020.
- [45] Dun Zeng, Siqi Liang, Xiangjing Hu, Hui Wang, and Zenglin Xu. Fedlab: A flexible federated learning framework. *Journal of Machine Learning Research*, 24(100):1–7, 2023.
- [46] Qinbin Li, Yiqun Diao, Quan Chen, and Bingsheng He. Federated learning on non-iid data silos: An experimental study. In *ICDE*, pages 965–978. IEEE, 2022.
- [47] Sebastian Caldas, Peter Wu, Tian Li, Jakub Konečný, H. Brendan McMahan, Virginia Smith, and Ameet Talwalkar. LEAF: A benchmark for federated settings. *CoRR*, abs/1812.01097, 2018.
- [48] Congzheng Song, Filip Granqvist, and Kunal Talwar. FLAIR: federated learning annotated image repository. In *NeurIPS*, 2022.
- [49] Chaoyang He, Keshav Balasubramanian, Emir Ceyani, Yu Rong, Peilin Zhao, Junzhou Huang, Murali Annavaram, and Salman Avestimehr. Fedgraphnn: A federated learning system and benchmark for graph neural networks. *CoRR*, abs/2104.07145, 2021.
- [50] Brendan McMahan, Eider Moore, Daniel Ramage, Seth Hampson, and Blaise Agüera y Arcas. Communication-efficient learning of deep networks from decentralized data. In *AISTATS*, volume 54 of *Proceedings of Machine Learning Research*, pages 1273–1282. PMLR, 2017.
- [51] Tong Xiao, Tian Xia, Yi Yang, Chang Huang, and Xiaogang Wang. Learning from massive noisy labeled data for image classification. In *CVPR*, pages 2691–2699. IEEE Computer Society, 2015.
- [52] Jun Zhang, Zhigang Chen, Jia Wu, and Kanghuai Liu. An intelligent decision-making support system for the detection and staging of prostate cancer in developing countries. *Computational and Mathematical Methods in Medicine*, 2020, 2020.
- [53] Yann LeCun. The mnist database of handwritten digits. <http://yann.lecun.com/exdb/mnist/>, 1998.
- [54] Yuval Netzer, Tao Wang, Adam Coates, Alessandro Bissacco, Bo Wu, and Andrew Y Ng. Reading digits in natural images with unsupervised feature learning. 2011.
- [55] Alex Krizhevsky, Geoffrey Hinton, et al. Learning multiple layers of features from tiny images. 2009.
- [56] Peter Kairouz, H. Brendan McMahan, Brendan Avent, Aurélien Bellet, Mehdi Bennis, Arjun Nitin Bhagoji, Kallista A. Bonawitz, Zachary Charles, Graham Cormode, Rachel Cummings, Rafael G. L. D’Oliveira, Hubert Eichner, Salim El Rouayheb, David Evans, Josh Gardner, Zachary Garrett, Adrià Gascón, Badih Ghazi, Phillip B. Gibbons, Marco Gruteser, Zaïd Harchaoui, Chaoyang He, Lie He, Zhouyuan Huo, Ben Hutchinson, Justin Hsu, Martin Jaggi, Tara Javidi, Gauri Joshi, Mikhail Khodak, Jakub Konečný, Aleksandra Korolova, Farinaz Koushanfar, Sanmi Koyejo, Tancrède Lepoint, Yang Liu, Prateek Mittal, Mehryar Mohri, Richard Nock, Ayfer Özgür, Rasmus Pagh, Hang Qi, Daniel Ramage, Ramesh Raskar, Mariana Raykova, Dawn Song, Weikang Song, Sebastian U. Stich, Ziteng Sun, Ananda Theertha Suresh, Florian Tramèr, Praneeth Vepakomma, Jianyu Wang, Li Xiong, Zheng Xu, Qiang Yang, Felix X. Yu, Han Yu, and Sen Zhao. Advances and open problems in federated learning. *Found. Trends Mach. Learn.*, 14(1-2):1–210, 2021.
- [57] Zhilu Zhang and Mert Sabuncu. Generalized cross entropy loss for training deep neural networks with noisy labels. *Advances in neural information processing systems*, 31, 2018.
- [58] Aritra Ghosh, Himanshu Kumar, and P. S. Sastry. Robust loss functions under label noise for deep neural networks. In *AAAI*, pages 1919–1925. AAAI Press, 2017.
- [59] Karen Simonyan and Andrew Zisserman. Very deep convolutional networks for large-scale image recognition. In *ICLR*, 2015.
- [60] Boyang Liu, Mengying Sun, Ding Wang, Pang-Ning Tan, and Jiayu Zhou. Learning deep neural networks under agnostic corrupted supervision. In *Proceedings of the 38th International Conference on Machine Learning*, volume 139 of *Proceedings of Machine Learning Research*, pages 6957–6967. PMLR, 18–24 Jul 2021.
- [61] Hongxin Wei, Huiping Zhuang, Renchunzi Xie, Lei Feng, Gang Niu, Bo An, and Yixuan Li. Logit clipping for robust learning against label noise. *CoRR*, abs/2212.04055, 2022.
- [62] Adam Paszke, Sam Gross, Francisco Massa, Adam Lerer, James Bradbury, Gregory Chanan, Trevor Killeen, Zeming Lin, Natalia Gimelshein, Luca Antiga, Alban Desmaison, Andreas Kopf, Edward Yang, Zachary DeVito, Martin Raison, Alykhan Tejani, Sasank Chilamkurthy, Benoit Steiner, Lu Fang, Junjie Bai, and Soumith Chintala. Pytorch: An imperative style, high-performance deep learning library. In *Advances in Neural Information Processing Systems 32*, pages 8024–8035. Curran Associates, Inc., 2019.

- [63] Martín Abadi, Ashish Agarwal, Paul Barham, Eugene Brevdo, Zhifeng Chen, Craig Citro, Greg S. Corrado, Andy Davis, Jeffrey Dean, Matthieu Devin, Sanjay Ghemawat, Ian Goodfellow, Andrew Harp, Geoffrey Irving, Michael Isard, Yangqing Jia, Rafal Jozefowicz, Lukasz Kaiser, Manjunath Kudlur, Josh Levenberg, Dandelion Mané, Rajat Monga, Sherry Moore, Derek Murray, Chris Olah, Mike Schuster, Jonathon Shlens, Benoit Steiner, Ilya Sutskever, Kunal Talwar, Paul Tucker, Vincent Vanhoucke, Vijay Vasudevan, Fernanda Viégas, Oriol Vinyals, Pete Warden, Martin Wattenberg, Martin Wicke, Yuan Yu, and Xiaoqiang Zheng. TensorFlow: Large-scale machine learning on heterogeneous systems, 2015. Software available from tensorflow.org.
- [64] Daniel J Beutel, Taner Topal, Akhil Mathur, Xinchu Qiu, Javier Fernandez-Marques, Yan Gao, Lorenzo Sani, Kwing Hei Li, Titouan Parcollet, Pedro Porto Buarque de Gusmão, et al. Flower: A friendly federated learning research framework. *arXiv preprint arXiv:2007.14390*, 2020.
- [65] Chaoyang He, Songze Li, Jinhyun So, Xiao Zeng, Mi Zhang, Hongyi Wang, Xiaoyang Wang, Praneeth Vepakomma, Abhishek Singh, Hang Qiu, et al. Fedml: A research library and benchmark for federated machine learning. *arXiv preprint arXiv:2007.13518*, 2020.
- [66] Liangqiong Qu, Niranjana Balachandrar, and Daniel L. Rubin. An experimental study of data heterogeneity in federated learning methods for medical imaging. *CoRR*, abs/2107.08371, 2021.
- [67] Durmus Alp Emre Acar, Yue Zhao, Ramon Matas Navarro, Matthew Mattina, Paul N. Whatmough, and Venkatesh Saligrama. Federated learning based on dynamic regularization. In *ICLR*. OpenReview.net, 2021.
- [68] Jasmeen Randhawa, Michael Chiang, Natalia Porporato, Anmol A Pardeshi, Justin Dredge, Galo Apolo Aroca, Tin A Tun, Joanne HuiMin Quah, Marcus Tan, Risa Higashita, Tin Aung, Rohit Varma, and Benjamin Y Xu. Generalisability and performance of an oct-based deep learning classifier for community-based and hospital-based detection of gonioscopic angle closure. *British Journal of Ophthalmology*, 2021.
- [69] Mikhail Yurochkin, Mayank Agarwal, Soumya Ghosh, Kristjan H. Greenewald, Trong Nghia Hoang, and Yasaman Khazaeni. Bayesian nonparametric federated learning of neural networks. In *ICML*, volume 97 of *Proceedings of Machine Learning Research*, pages 7252–7261. PMLR, 2019.
- [70] Hongyi Wang, Mikhail Yurochkin, Yuekai Sun, Dimitris S. Papailiopoulos, and Yasaman Khazaeni. Federated learning with matched averaging. In *ICLR*. OpenReview.net, 2020.
- [71] Adrian Nilsson, Simon Smith, Gregor Ulm, Emil Gustavsson, and Mats Jirstrand. A performance evaluation of federated learning algorithms. In *Proceedings of the Second Workshop on Distributed Infrastructures for Deep Learning*, DIDL ’18, page 1–8, New York, NY, USA, 2018. Association for Computing Machinery.

A Experiment details

We use VGG-16 [59] as the base model for CIFAR-10 and SVHN experiments, and use CNN for MNIST following [46]. We use SGD optimizer with momentum 0.9, default weight decay as $5e-4$, and the learning rate is tuned from $\{0.01, 0.005, 0.002, 0.001\}$ for all settings. The batch size is set to 128 and the number of local epochs is set to 5 by default. For basic 20 settings (clean, $\varepsilon_{global} = 0.4$ and $\mathcal{U}(0.3, 0.5)$ with 4 partitions) on all datasets, we use 500 rounds training. For experiments with different noise ratios on CIFAR-10, we use 500 rounds for globalized noise, and 700 rounds for localized noise for convergence considerations.

Our FNLL simulation pipelines are built upon FedLab [45] framework and PyTorch [62]. And we release the codes with Apache License 2.0.

All the experiments are conducted on a cluster of 8 Tesla V100, 4 NVIDIA GTX 2080 Ti GPUs, and 4 NVIDIA GTX 1080 Ti GPUs.

B Data Partitions

Given a data sample (x, y) , non-IID indicates the joint probability distribution $\mathcal{P}(x, y)$ is different for different client i and j ($i, j \in [K], i \neq j$), that is, $\mathcal{P}_i(x, y) \neq \mathcal{P}_j(x, y)$. By Bayes' theorem, $\mathcal{P}(x, y)$ can be rewritten as $\mathcal{P}(y|x)\mathcal{P}(x)$ and $\mathcal{P}(x|y)\mathcal{P}(y)$. Based on previous research [50, 56, 46], we present IID and three representative non-IID schemes in FedNoisy. In this section, we first introduce IID partition, then partition methodologies for non-IID cases.

IID In IID, data distributions on each client are independent and identical. Following [50], given a global dataset with N training samples, we first randomly shuffle it, then partition it over K clients, each receiving $\lfloor \frac{N}{K} \rfloor$ samples. Note that this partition keeps the original class ratio in the global dataset. If a class imbalance problem exists in the global dataset, then each client has the same class imbalance issue on its local dataset. We use `iid` to denote the IID partition.

Quantity skew In quantity distribution skew, different clients can hold different amounts of data, while keeping the same class distribution. For example, large academic hospitals usually have larger datasets compared with small community hospitals [66]. Dirichlet distribution [46] and Log-Normal distribution [67] can be used to simulate this Non-IID partition. Here we use Dirichlet distribution following [46]. Given K clients, we draw K -dim vector $\mathbf{q} \sim \text{Dir}_K(\alpha)$ and allocate $\lfloor q_k N \rfloor$ samples from global dataset \mathcal{D} to client k for $k = 1, \dots, K$. The parameter $\alpha > 0$ can regulate the imbalance level of the quantity skew: a larger α will even lead to a partition result close to the IID partition. We use `noniid-quantity= α` to denote quantity distribution skew with parameter value α .

Label distribution skew In label distribution skew, the prior distributions $\mathcal{P}(y)$ may vary across clients, while $\mathcal{P}(x|y)$ is shared in the federated system. For example, primary angle closure glaucoma (PACG) is much more common than primary open-angle glaucoma (POAG) in the Asian population than African, Hispanic population [68]. In FedNoisy, we include two common practices for label distribution skew, namely *distribution-based label distribution skew* and *quantity-based label distribution skew*.

- *Dirichlet label skew* uses Dirichlet distribution to determine the class distribution on clients [69, 70, 46]. Given K clients and C classes, we draw a K -dim vector \mathbf{q}_i from $\text{Dir}_K(\alpha)$ for each class $i \in [C]$ and allocate q_{ik} proportion of global dataset with label i to local client k . In addition to various overall sample sizes, the clients also have varying class distributions. A larger α encourages the class distribution among clients close to a uniform distribution. We use `noniid-labeldir= α` to denote distribution-based label distribution skew with parameter α .
- *Label-quantity skew* assigns samples of specified number of classes on each client [50, 46, 71]. Here we follow the strategy in [46]. Given the number of classes on each client as c , we first assign c different classes to each client and then equally divide samples of each class according to the number of clients assigned to them. When c equals the total class number in the federation, the partition is equivalent to the IID partition. We use `noniid-#label= c` to denote quantity-based label distribution skew with parameter c .

C Fair comparison between globalized and localized noise scene

Calculate the total noise ratio in the whole FL system in a localized noise setting. Local noise ratio is drawn from $\varepsilon_k \sim \mathcal{U}(\varepsilon_{min}, \varepsilon_{max})$. Here we let $\varepsilon_{min} = \varepsilon_{local} - \sigma$, and $\varepsilon_{max} = \varepsilon_{local} + \sigma$, where ε_{local} is the mean value for the uniform distribution $\mathcal{U}(\varepsilon_{min}, \varepsilon_{max})$. Check the relation between the total FL noise ratio and ε_{local} . Figure 6 indicates that, when σ is small (less than 0.1), the total noise sample ratio in localized noise setting, where local noise ratio follows distribution $\mathcal{U}(\varepsilon_{local} - \sigma, \varepsilon_{local} + \sigma)$, is always close to the mean local noise ratio for all clients, that is, ε_{local} .

When σ is large, the total noise ratio is more likely to deviate from ε_{local} . Motivated by this, we will compare the results between localized noise and globalized noise when $\sigma \leq 0.1$, while dismissing such comparison when $\sigma > 0.1$.

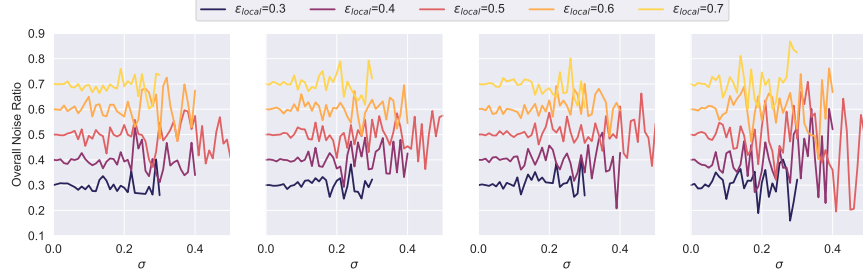


Figure 6: Overall noisy label ratio in localized symmetric noise $\mathcal{U}(\varepsilon_{local} - \sigma, \varepsilon_{local} + \sigma)$ on CIFAR-10 with 10 clients. From left to right: iid, noniid-labeldir, noniid-#label and noniid-labeldir partition.

D Gradient norm under localized noise setting

CIFAR-10 10 clients with localized label noise, using FedAvg. The gradient norm result is shown in Figure 7.



Figure 7: Gradient norm of global model for clean and localized noise $\varepsilon_k \sim \mathcal{U}(0.3, 0.5)$.

E Results on other datasets

E.1 MNIST results on FedAvg

FedAvg results on MNIST, 500 rounds, 5 local epochs, SGD, 10 clients with 100% selection ratio. The partition is iid, noniid-labeldir=0.1, noniid-#label=3 and noniid-quantity=0.1. Results are shown in Table 4.

Table 4: Test accuracy of MNIST on 10 clients using FedAvg with CNN

Noise mode	Noise ratio	Data partition			
		iid	noniid-#label	noniid-labeldir	noniid-quantity
Clean	0.0	99.17 ± 0.03	98.49 ± 0.29	98.05 ± 0.53	99.16 ± 0.04
Globalized	Sym.	71.39 ± 0.52	39.22 ± 1.48	40.70 ± 6.47	71.31 ± 1.92
	Asym.	61.88 ± 1.04	53.02 ± 1.05	54.20 ± 3.23	60.61 ± 0.63
Localized	Sym.	70.88 ± 0.55	41.98 ± 1.25	40.87 ± 4.32	69.56 ± 5.64
	Asym.	61.28 ± 1.75	59.78 ± 2.19	61.46 ± 4.60	57.84 ± 8.80

E.2 SVHN results

FedAvg results on SVHN, 500 rounds, 5 local epochs, SGD, 10 clients with 100% selection ratio. The partition setting is iid, noniid-#label=3, noniid-labeldir=0.1, noniid-quantity=0.1. Results are shown in Table 5.

Table 5: Test accuracy of SVHN on 10 clients using FedAvg with VGG16

	Noise mode	Noise ratio	Data partition			
			iid	noniid-#label	noniid-labeldir	noniid-quantity
	Clean	0.0	95.92	40.80	47.37	95.54
Globalized	Sym.	0.4	78.32	19.59	19.59	72.96
	Asym.		62.79	38.85	43.23	61.28
Localized	Sym.	$\mathcal{U}(0.3, 0.5)$	76.99	10.90	8.22	72.33
	Asym.		60.76	22.13	41.47	60.67

E.3 CIFAR-100 results

FedAvg results on CIFAR-100, 500 rounds, 5 local epochs, SGD, 10 clients with 100% selection ratio. Results are shown in Table 6. The partition setting is iid, noniid-#label=50, noniid-labeldir=0.1, noniid-quantity=0.1.

Table 6: Test accuracy of CIFAR-100 on 10 clients using FedAvg with ResNet-34

	Noise mode	Noise ratio	Data partition			
			iid	noniid-#label	noniid-labeldir	noniid-quantity
	Clean	0.0	74.15±0.11	71.58±0.31	68.31±1.97	72.08±1.8
Globalized	Sym.	0.4	43.81±0.74	37.99±1.12	29.52	41.84
	Asym.		44.5±0.6	40.48±0.44	36.61	41.47±1.56
Localized	Sym.	$\mathcal{U}(0.3, 0.5)$	44.53±0.9	36.28±3.51	28.52±1.32	42.01±3.32
	Asym.		44.96±0.63	47.0±3.36	40.1±1.72	40.13±3.52

F Different noise ratio experiment results

F.1 CIFAR-10 results

The partitions are iid, noniid-#label=3 and noniid-labeldir=0.1 partitions. Table 7 presents results under globalized noise with different noise ratios for 500 rounds of FedAvg training on 10 clients. Table 8 presents results under localized noise with different noise ratios for 700 rounds of FedAvg training on 10 clients.

F.2 MNIST results

The partitions are iid, noniid-#label=3 and noniid-labeldir=0.1 partitions. Table 9 presents results under globalized noise with different noise ratios for 500 rounds of FedAvg training on 10 clients (the results for clean are using 250 rounds). Table 10 presents results under localized noise with different noise ratios for 500 rounds of FedAvg training on 10 clients.

Table 7: Test accuracy for globalized noise with different noise ratios on CIFAR-10 using FedAvg

Noise mode	Noise ratio	Data partition		
		iid	noniid-#label	noniid-labeldir
Clean	0.0	90.82 \pm 0.14	73.09 \pm 4.33	78.73 \pm 3.56
Sym.	0.1	85.86 \pm 0.16	59.40 \pm 1.80	60.48 \pm 3.57
	0.2	80.73 \pm 0.24	49.23 \pm 1.43	50.58 \pm 7.08
	0.3	73.92 \pm 0.21	40.56 \pm 1.23	39.55 \pm 5.74
	0.4	64.96 \pm 0.39	33.04 \pm 1.86	30.44 \pm 6.30
	0.5	53.54 \pm 1.30	26.26 \pm 1.69	24.26 \pm 4.20
	0.6	39.88 \pm 0.74	20.59 \pm 0.87	19.00 \pm 2.44
	0.7	26.31 \pm 1.27	15.48 \pm 0.13	12.84 \pm 1.98
Asym.	0.1	86.18 \pm 0.23	62.93 \pm 4.63	65.33 \pm 4.64
	0.2	80.01 \pm 0.39	55.39 \pm 4.27	54.86 \pm 5.36
	0.3	70.23 \pm 0.47	49.90 \pm 3.25	47.19 \pm 6.61
	0.4	57.84 \pm 0.59	44.06 \pm 3.65	42.02 \pm 5.51
	0.5	44.34 \pm 0.24	39.42 \pm 2.61	37.28 \pm 3.52
	0.6	31.06 \pm 0.10	34.96 \pm 2.21	32.00 \pm 3.36

Table 8: Test accuracy for localized noise with different noise ratios on CIFAR-10 using FedAvg

Noise mode	Noise ratio	Data partition		
		iid	noniid-#label	noniid-labeldir
Sym.	0.1	86.26 \pm 0.08	53.31 \pm 4.07	62.56 \pm 11.59
	0.2	80.91 \pm 0.51	42.24 \pm 1.59	47.57 \pm 11.96
	0.3	74.27 \pm 0.70	31.02 \pm 4.32	36.82 \pm 10.65
	0.4	66.05 \pm 0.49	16.78 \pm 1.58	27.21 \pm 9.08
	0.5	54.31 \pm 1.96	13.39 \pm 3.14	19.10 \pm 7.17
Asym.	0.1	86.99 \pm 0.18	59.34 \pm 4.69	66.27 \pm 9.20
	0.2	80.32 \pm 0.76	48.78 \pm 1.81	58.49 \pm 5.70
	0.3	69.53 \pm 0.39	36.21 \pm 3.74	49.00 \pm 8.07
	0.4	56.96 \pm 2.77	24.93 \pm 3.18	39.80 \pm 6.86
	0.5	45.34 \pm 1.06	23.09 \pm 1.85	33.60 \pm 6.62

Table 9: Test accuracy for globalized noise with different noise ratios on MNIST using FedAvg

Noise mode	Noise ratio	Data partition		
		iid	noniid-#label	noniid-labeldir
Clean	0.0	99.17 \pm 0.03	98.49 \pm 0.29	98.05 \pm 0.53
Sym.	0.1	95.67 \pm 0.07	74.95 \pm 1.03	75.4 \pm 5.73
	0.2	89.63 \pm 0.13	57.84 \pm 0.93	58.88 \pm 5.83
	0.3	81.2 \pm 0.02	46.72 \pm 1.55	49.09 \pm 6.4
	0.4	71.49	39.88	41.30
	0.5	60.03 \pm 0.6	33.57 \pm 1.45	34.62 \pm 4.48
	0.6	48.97 \pm 1.74	29.5 \pm 0.84	27.68 \pm 2.78
	0.7	37.33 \pm 0.9	22.37 \pm 0.88	22.86 \pm 2.78
Asym.	0.1	94.78 \pm 0.16	82.37 \pm 0.21	93.66 \pm 0.44
	0.2	85.38 \pm 0.03	70.45 \pm 0.19	83.66 \pm 0.72
	0.3	74.55 \pm 0.76	61.9 \pm 1.66	72.16 \pm 0.45
	0.4	61.59 \pm 0.55	53.14 \pm 1.24	60.97 \pm 13.11
	0.5	48.31 \pm 0.23	46.98 \pm 1.23	48.4 \pm 0.58
	0.6	35.18 \pm 0.66	37.88 \pm 0.84	36.38 \pm 1.12

Table 10: Test accuracy for localized noise with different noise ratios on MNIST using FedAvg

Noise mode	Noise ratio	Data partition		
		iid	noniid-#label	noniid-labeldir
Sym.	0.1	95.26±0.54	82.79±1.95	80.89±3.16
	0.2	89.36±0.73	67.62±2.32	62.81±4.95
	0.3	80.96±1.14	54.45±1.75	50.75±4.91
	0.4	70.99±0.43	42.5	40.75
	0.5	59.69±1.42	32.19±1.23	32.21±3.91
Asym.	0.1	94.64±1.13	86.91±1.18	87.3±2.97
	0.2	85.36±1.57	76.67±0.78	76.11±4.63
	0.3	73.75±0.97	66.97±0.94	68.57±4.61
	0.4	61.11±1.87	59.7±2.32	59.96
	0.5	47.95±1.05	53.61±2.79	54.71±4.84