

Investigating Prompting Techniques for Zero- and Few-Shot Visual Question Answering

Rabiul Awal¹ Le Zhang^{1,2} Aishwarya Agrawal^{1,2}
Mila - Quebec AI Institute¹
Université de Montréal²

{rabiul.awal, le.zhang, aishwarya.agrawal}@mila.quebec

Abstract

In this paper, we explore effective prompting techniques to enhance zero- and few-shot Visual Question Answering (VQA) performance in contemporary Vision-Language Models (VLMs). Central to our investigation is the role of question templates in guiding VLMs to generate accurate answers. We identify that specific templates significantly influence VQA outcomes, underscoring the need for strategic template selection. Another pivotal aspect of our study is augmenting VLMs with image captions, providing them with additional visual cues alongside direct image features in VQA tasks. Surprisingly, this augmentation significantly improves the VLMs’ performance in many cases, even though VLMs “see” the image directly! We explore chain-of-thought (CoT) reasoning and find that while standard CoT reasoning causes drops in performance, advanced methods like self-consistency can help recover it. Furthermore, we find that text-only few-shot examples enhance VLMs’ alignment with the task format, particularly benefiting models prone to verbose zero-shot answers. Lastly, to mitigate the challenges associated with evaluating free-form open-ended VQA responses using string-matching based VQA metrics, we introduce a straightforward LLM-guided pre-processing technique to adapt the model responses to the expected ground-truth answer distribution. In summary, our research sheds light on the intricacies of prompting strategies in VLMs for VQA, emphasizing the synergistic use of captions, templates, and pre-processing to enhance model efficacy.

1. Introduction

Visual Question Answering (VQA) is a challenging task that requires models to comprehend both visual and textual inputs to deliver accurate responses [3]. Recent vision-language models (VLMs) pre-trained on webscale image-text data have made significant advancements towards tack-

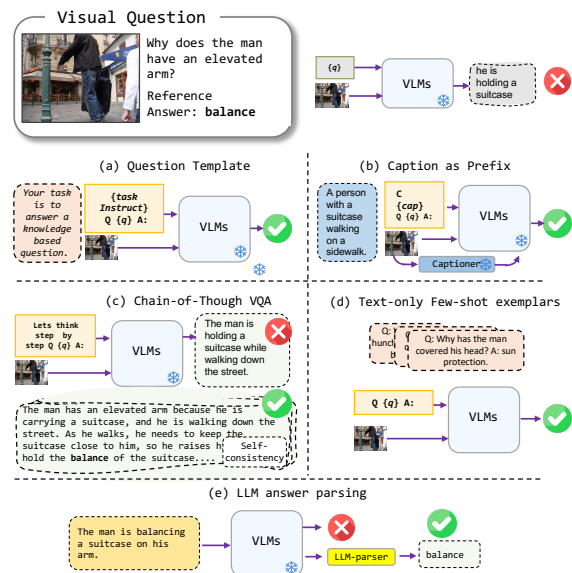


Figure 1. Overview of prompting techniques explored with various VLMs, encompassing Standard, Caption, Chain-of-thought VQA and Text-only Few-shot, and the use of LLM-guided pre-processing.

ling VQA tasks, including surpassing human performance on the popular VQAv2 dataset when fine-tuned on it [2, 7, 37]. A key aspect of these models’ functionality in VQA tasks is their potential for prompting by tapping on their pre-trained foundational knowledge without any need for task-specific fine-tuning [2, 9, 19, 25]. This process involves utilizing specific textual cues to frame the task, varying from simple task descriptions in zero-shot settings to incorporating examples of image-question-answer triplets in few-shot scenarios.

However, existing works do not systematically evaluate the impact of different prompting techniques on improving the zero-shot/few-shot performance of generative VLMs. As a result, we lack knowledge about which techniques are more effective than others. In this work, we address

this gap by conducting a systematic investigation of a wide range of techniques (see Fig. 1), including altering question templates, integrating additional visual cues, implementing chain-of-thought reasoning, and providing text-only few-shot in-context guidance. Additionally, we refine traditional VQA metrics to accommodate these techniques.

Our goal is to uncover the most effective fine-tuning free prompting techniques for enhancing VQA performance, drawing inspiration from the wide array of prompting methods explored in large language models (LLMs) [5, 17, 18, 32, 39]. This exploration is particularly crucial in an era where VLMs, equipped with broad pre-trained knowledge from diverse image-captioning or instruction-tuned datasets, are increasingly being utilized for general-purpose applications. Our investigation includes:

1. **Choice of the Question Template:** We investigate different question templates to guide effective answer generation, by varying the structure and phrasing of questions. Further details are in §3.1.
2. **Leveraging Captions for Enhanced Context:** We investigate whether zero-shot VQA performance of VLMs can be improved by incorporating image captions as additional visual cues. (§3.2). We generate image captions with varying levels of detail and relevance to the question.
3. **Incorporating Chain-of-thought Reasoning:** Inspired by the success of chain-of-thought (CoT) reasoning in language models, we investigate its application in VQA. This approach prompts the model to provide step-by-step rationale alongside answers (§3.3).
4. **Incorporating Text-only Few-shot Examples:** We incorporate text-only few-shot examples to enhance model performance, particularly in knowledge-based tasks. (§3.4).
5. **Elevating VQA Metrics for Generative VLMs:** We improve the traditional string-matching VQA metric with minimal modifications by introducing LLM-based pre-processing to refine verbose model outputs, aligning them with the style of reference answers.

We extensively analyse state-of-the-art VLMs such as BLIP2 [19], LLaVa [20], OpenFlamingo [4], and Kosmos2 [29]. These open-source models, stemming from diverse training backgrounds like image-conditioned autoregressive pre-training, interleaved image-text pre-training, and instruction-tuning, offer a comprehensive view of current VLM capabilities. We focus on well-established benchmarks like VQAv2 [10] and Visual7w [44], as well as more challenging tasks that involve compositional reasoning (GQA [14]) and knowledge-based reasoning (OKVQA [27], AOKVQA [31]). Additionally, we introduce the recently developed Winoground dataset [34] in a VQA format to test models’ capabilities beyond the typical COCO distribution.

Our extensive analysis of prompting techniques on four sota VLMs and six VQA benchmarks reveal several key insights: (1) We found that different models have distinct template preferences, indicating that there is not a one-size-fits-all solution. This highlights the importance of careful template selection for optimal performance. (2) The incorporation of image captions leads to a noticeable improvement in VQA performance, however the effectiveness varies depending on the model-dataset combination used. (3) While the initial use of CoT reasoning leads to performance drops, approaches like self-consistency [38] offer promising avenues for integrating effective rationales. (4) Few-shot exemplars (text-only) effectively improve model alignment with task formats, particularly in the presence of captions and CoT rationales, but their benefits diminish when LLM-based pre-processing is applied. (5) A notable challenge is observed in the Winoground-VQA task, where most VLMs struggle significantly, highlighting the need for advanced model capabilities to handle visio-linguistic compositionality. (6) Our adoption of LLM-guided pre-processing proves crucial for reliable VQA evaluation, correcting inaccuracies in traditional metrics and enabling a more accurate reflection of model capabilities.

Through these insights, our study aims to advance the understanding of how to better utilize large pre-trained VLMs in VQA, particularly in non-fine-tuning scenarios. We hope this work serves as a reference for future research in zero- and few-shot VQA, highlighting innovative approaches to enhance model performance.

2. Related Work

VQA tasks and datasets Advancements in Visual-Question Answering (VQA) have been largely driven by a variety of benchmark datasets [3, 10, 14, 16, 27, 44]. One influential example is the VQA v2 [3, 10] dataset, which includes diverse questions about images, requiring a wide range of visual understanding capabilities from models. Specialized datasets such as GQA [14] and CLEVR [16] target specific visual reasoning aspects: GQA assesses compositional reasoning, while CLEVR focuses on synthetic visual reasoning. The integration of external knowledge with visual understanding is uniquely tested in the OK-VQA [27] and AOKVQA [31] datasets.

While VLMs have made tremendous progress in tackling VQA datasets such as VQAv2, even surpassing human performance on VQAv2 when fine-tuned [2, 7, 19], their ability to tackle more complex datasets such as GQA which requires compositional reasoning and OK-VQA, AOKVQA which require knowledge-based reasoning is limited. In this work, we focus our evaluation on these complex datasets, in zero- and few-shot settings. Additionally, we repurpose the recently released Winoground [34] benchmark into a VQA format, introducing Winoground-VQA as a novel measure

to test compositional reasoning in a more controlled and stringent environment.

Prompting in LLMs The realm of prompting techniques has been a focal point in adapting LLMs for various unseen NLP tasks [5, 18]. These techniques typically navigate LLMs towards accurate responses, either by employing *in-context* labeled examples [5] or by crafting precise task instructions [21, 22, 24, 28, 42]. Recent developments have highlighted the effectiveness of specific prompt templates, like “Let’s think step-by-step” [17], in enhancing reasoning and solving complex tasks. This method, known as Chain-of-Thought (CoT) prompting [39], has been particularly successful in larger scale LLMs. To facilitate CoT reasoning in smaller LLMs, FLAN T5 [8] was introduced, fine-tuning an 11B LLM on a combination of natural instructions and CoT data. For a comprehensive understanding of prompting in NLP, readers are directed to survey works such as [22] for general prompting techniques and [30] for a focus on reasoning. In line with these developments, our study investigates the application of prompting techniques in multimodal VQA tasks.

Multimodal Prompting Prompting is not well explored in multimodal models as large generative VLMs are relatively new. There are a few different lines of work that apply prompting in different ways. Early models like Flamingo, MAPL and others [2, 25, 36] utilize few-shot in-context learning for task adaptation. Flamingo’s dependency on interleaved image-text data for pre-training poses data curation challenges, while MAPL’s limited training resources result in lower VQA performance compared to state-of-the-art methods. Newer VLMs such as BLIP2 [19], LLaVa [20], MiniGPT4 [43] and Kosmos2 [29] show promising results in zero-shot VQA prompting, largely due to their extensive pre-training. These models connect vision encoders with large language models (such as LLaMa2 [35]), aiming for general-purpose visual and language understanding. Notably, LLaVa and MiniGPT4’s efforts to emulate GPT-4’s multimodal capabilities in dialogue and reasoning mark a significant development, though their effectiveness in zero-shot applications similar to GPT-4 is yet to be fully explored.

Another emerging approach involves prompting GPT-3 [5] or Codex [6] API in frameworks such as ViperGPT [33] and VisualProg [12], which transform complex language queries into executable programs using multiple vision-language models as subroutines. Similarly, approaches such as PICa [15], PromptCap [13] and Img2LLM [11] convert images into text descriptions for LLM processing. However, their dependence on GPT-3 API for optimal performance introduces challenges in accessibility and reproducibility, or they face limitations with less capable LLMs. We extend this language-mediated VQA approach to VLMs, where both text and image are consid-

ered, as opposed to LLM-only methods. Additionally, recent works by Zhang *et al.* [41] and LLaVA [20] employing multimodal CoT reasoning have demonstrated improved accuracy in ScienceQA [23] tasks. However, these successes, primarily due to model fine-tuning on multimodal CoT data, lack extensive evaluation in zero-shot reasoning scenarios. We address these gaps by focusing on fine-tuning-free prompting techniques within accessible VLMs, aiming to uncover effective prompting strategies for various VLM families across a range of tasks.

VQA Evaluation While the original VQA Accuracy metric by Antol *et al.* [3] has been the standard, it faces challenges with generative models due to verbose outputs [1]. A recently proposed method replaces traditional metrics with a fully LLM-based metric capable of handling verbose model outputs without relying on string matching [26]. In this work, we introduce a simple LLM-based pre-processing step to make the conventional VQA metric compatible with generative models.

3. Prompting VLMs for VQA

This section provides an overview of various fine-tuning-free prompting techniques aimed at enhancing multimodal zero- and few-shot VQA performance. Drawing inspiration from NLP literature, we adapt these methods to the unique demands of multimodal VQA. Our exploration covers a spectrum of techniques, from altering question templates and integrating additional visual cues to implementing chain-of-thought reasoning and few-shot in-context guidance. The efficacy of these methods is evaluated across diverse open-source VLMs, aiming to bridge knowledge gaps in applying NLP-inspired prompting in multimodal contexts and assess their effectiveness in VQA tasks.

Name	Template
(1) Standard VQA Templates	
Null	{question}
qa/short-qa	Question: {q} {o} [Short] Answer: {yes or no?}
follow-qa	Answer the following question. {q} {o}
instruct-qa	{task instruction} Question: {q} {o} Answer:
(2) CoT VQA Templates	
reason-qa	Answer the following question by reasoning step-by-step. Q: {q} A:
think-qa	Q: {q} A: Let’s think step-by-step
(3) Caption VQA Templates	
	Context: {s} {apply any VQA template}
Image Captioning Templates	
a-photo-of	A photo of
q-guided-cap	Describe the image according to the following question {q}
cap	

Table 1. Instruction templates for VQA and image captioning tasks. Here, {q} stands for question, {o} represents options, and {s} denotes a statement or description related to an image.

3.1. Prompting Technique 1: Varying the Question Template

This technique involves modifying question templates to guiding VLM responses. The aim is to examine how varying the structure and phrasing of questions can affect the model’s answer generation process. We refer to this setting as Standard VQA.

Standard VQA Templates From a broader range of initial templates, we narrowed down to five key ones: ‘Null’, ‘follow-qa’, ‘qa’, ‘short-qa’, and ‘instruct-qa’. Each template induces a specific response style; for instance, ‘Null’ and ‘follow-qa’ deviate from the standard “Question: Answer” format, ‘short-qa’ prompts concise responses, and ‘instruct-qa’ provides task-specific directions.

3.2. Prompting technique 2: Feed caption as additional input

This technique involves providing image captions as an additional input to VLMs. The goal is to assess whether this supplementary textual information can enhance the models’ comprehension of the visual content and improve their VQA performance. We refer to this setting as Caption VQA.

Image Captioning Templates We utilize two primary captioning templates: ‘a-photo-of’ and ‘q-guided-cap’. The former initiates captions with a description of the image, while the latter, inspired by PromptCAP [13], generates captions directed by the associated question.

Caption Generation Strategies Our approach utilizes three distinct models for caption generation:

1. **LLM-Guided Dense Caption with BLIP2:** BLIP2 [19] is used to sample multiple captions, which are then refined by an LLM for more concise and comprehensive visual descriptions. Example: “A man is walking down the street in paris, france with a large suitcase in one arm. His other arm is elevated.”
2. **Grounded Caption with Kosmos-2:** Kosmos-2 [29] focuses on generating captions that provide precise entity localization within the image. Example: “A photo of a street performer, a man is balancing a suitcase on his feet, in front of the Hotel de Ville in Paris (a street performer, a man, a suitcase, his feet, the Hotel de Ville in Paris).”
3. **Question-Guided Caption with PromptCap:** Employing PromptCap [13], this strategy guides caption generation based on the posed question to ensure relevance to the query’s subject matter. Example: “A photo of a man walking down a street with a suitcase.”

Further details on caption generation are provided in Appendix 8.2.

3.3. Prompting technique 3: CoT reasoning

In this technique, we prompt VLMs to elicit CoT reasoning, producing both a rationale and an answer. The focus is on examining whether the current capabilities and sizes of VLMs facilitate effective CoT reasoning in complex VQA tasks. We also explore the integration of *self-consistency* [38], an advanced method that generates multiple reasoning paths to potentially improve CoT reasoning. We refer to this setting as CoT VQA.

CoT VQA Templates We use two distinct CoT templates from CoT literature. The ‘reason-qa’ template directs with “Answer the following question by reasoning step-by-step,” while the ‘think-qa’ template guides with “Let’s think step-by-step,” both encouraging the model to articulate a rationale before providing an answer.

3.4. Prompting technique 4: Providing text-only few-shot examples

To further enhance VLM performance, we recognize variations in their ability to handle few-shot examples consisting of image, question, and answer triplets. Notably, OpenFlamingo [4] excels in learning from in-context image-text pairs, distinguishing it from other models. However, not all models are capable of utilizing image-text few-shot examples. As reported in the respective papers (and confirmed in our early experiments), except OF, the other VLMs (including BLIP2), do not exhibit any benefits from the incorporation of image-text examples. However, all VLMs can glean context from text-only few-shot examples. Thus, to boost VLM performance, we introduce *text-only* few-shot exemplars. These exemplars provide precise guidance to align the model with the desired task format. For example, when answering questions like ‘Where are these animals found?’ in knowledge-based tasks, specifying details like ‘Africa’ instead of ‘wild’ is crucial for correctness. We select relevant exemplars from the training set for each test question, avoiding overly similar examples to encourage appropriate responses. This strategy can be combined with the techniques in §§3.1, 3.2, and 3.3 to enhance performance across VQA tasks. Full details can be found in Appendix 8.3.

3.5. Mitigating VQA Metric Challenges Using LLM

Traditional string-matching VQA metrics face challenges when evaluating VLMs, particularly given the contrast between verbose model outputs and concise VQA reference answers (some failure cases are shown in Appendix 8.4). We identify that the VQA metric can be effectively fixed with minimal modifications. To ensure compatibility with established evaluation practices, we introduce a simple LLM-based pre-processing step. This step involves parsing concise answers, a task that can be successfully accomplished using a publicly available 7B LLM. This approach is more accessible and less complex than deploy-

ing a full LLM-based metric [26], which requires complex reasoning to match lengthy model responses against reference answers. This straightforward LLM-based implementation improves evaluation accuracy and reliability, ensuring that VLM capabilities align with performance metrics while maintaining consistency with traditional evaluation.

4. Experimental Setup

Vision-language Models Our study undertook an extensive evaluation of various VLMs. The focus was on two variants of the BLIP2 [19] model, differentiated by their underlying language models: OPT and Flan T5. The BLIP2 models integrated with OPT language models are represented as BO (2.7B) and BO (6.7B), while those paired with the Flan T5 language model in XL and XXL sizes are referred to as BF (XL) and BF (XX), respectively. We also evaluated the OpenFlamingo [4] model with 4B parameters in its standard OF form and its instruction-tuned variant, OF(I), to assess the impact of instruction-focused training on VQA performance. The evaluation also included the LLaVa [20] model, featuring the Vicuna (13B) variant, and Kosmos2 [29], selected for their distinctive pre-training datasets (visual instruction and grounded image-text) and the less focus on VQA benchmark evaluation.

Datasets We evaluate the effectiveness of prompting techniques on five VQA datasets and a visio-linguistic probing dataset called Winoground, each with distinct characteristics: (1) **VQAv2** [10]: VQAv2 is a widely used VQA benchmark dataset that contains real-world images and questions. It assesses a model’s ability to answer questions based on the visual content of images. (2) **Visual7W** [44]: This dataset is specifically designed for object-level grounded question answering in images, featuring diverse multiple-choice questions. (3) **OKVQA** [27]: A benchmark dataset with real-world images that focuses on knowledge-based visual question answering, requiring external knowledge resources. (4) **AOKVQA** [31]: A crowdsourced dataset that necessitates commonsense reasoning and world knowledge for answering diverse questions in both open-ended and multiple choice format. (5) **GQA** [14]: A large-scale dataset that evaluates the model’s performance on various visual reasoning abilities, including compositional reasoning. (6) **Winoground-VQA** [34]: Winoground is a recently released image-text matching benchmark designed to probe visio-linguistic compositional reasoning in VLMs. It presents two images and two captions for each sample, and the task is to determine the correct image-caption matching, with each caption matching only one image and vice versa. We repurpose this dataset into a yes/no visual question-answering task called Winoground-VQA. We rephrase the captions as yes/no questions using ChatGPT (see Appendix 7 for more details).

Thus, each sample of Winoground-VQA requires answering two yes/no questions for each of the two images.

Evaluation Metrics In our evaluation, we consider two settings: open-ended and multiple-choice. In the open-ended setting, the VLM is conditioned on the question and the image, while in the multiple-choice setting, it additionally uses provided multiple choices. We evaluate using VQA accuracy [3] for datasets with multiple answers (OKVQA, AOKVQA) and binary accuracy (1/0) for datasets with single answers (multi-choice AOKVQA, GQA). Preprocessing with the Zephyr-7B model includes lemmatization and removing prepositions, articles, and punctuation. For Winoground-QA, we use binary accuracy (1/0) based on four yes/no questions. For Winoground-VQA, we use binary accuracy (1/0) based on four yes/no questions. Before performing string matching, we preprocess the generated outputs using the Zephyr-7B model¹.

5. Results

5.1. Is VQA performance sensitive to the choice of the question template?

In this analysis of zero-shot VQA performance, presented in Table 2, we assess the sensitivity of model performance to the choice of question templates. We find a notable variance in performance across different models when applying different templates. For instance, all the models exhibit a significant performance differential of nearly 2 to 3% between their most and least effective templates, indicating a high sensitivity to question framing. Notably, OPT and OF models show a drastic drop to 0% accuracy with non-standard templates, emphasizing the importance of a “Question: Answer” format in the template used. Conversely, larger BLIP2 models demonstrate reduced sensitivity to template variations, with the Kosmos2 model exhibiting the most significant performance gap of 5.35%. Interestingly, the optimal template identified as ‘qa’ and ‘short-qa’ for BLIP2 models, there are three cases out of four where the best template is different from author used ones. The variability in model responsiveness to templates underscores the need for tailored approaches, as a one-size-fits-all strategy may not work. However, the ‘Null’ template consistently underperforms across all models, highlighting the necessity for well-structured prompts in zero-shot VQA. Therefore, our findings suggest that while each model has its unique preferences, employing well-structured templates is crucial for optimal performance in zero-shot VQA tasks.

In conclusion, our analysis highlights the influence of question templates on VQA performance, revealing that

¹<https://huggingface.co/HuggingFaceH4/zephyr-7b-alpha>

Template	OKVQA	AOKVQA choices	GQA	Visual7w choices	VQA v2	AVG
BF (XL)						
Null	43.68	66.89	48.51	43.28	63.29	61.88
follow-qa	45.81	67.16	48.91	43.63	59.06	63.79
qa	45.36	69.17	49.71	44.52	67.66	63.92
short-qa*	45.45	68.38	50.12	44.06	66.36	63.83
instruct-qa	47.43	69.51	50.68	44.56	67.40	64.22
BF (XXL)						
Null	47.36	67.86	52.13	44.08	62.08	63.27
follow-qa	50.13	70.21	54.00	44.53	65.42	65.32
qa	49.61	70.91	54.35	45.25	67.00	65.53
short-qa*	49.71	68.73	54.66	45.17	65.48	65.6
instruct-qa	49.12	68.55	50.71	45.14	64.75	66.06
BO (2.7B)						
Null	0	0	39.33	0.0	0	0
follow-qa	0	0	0	0	0	0
qa*	37.04	34.32	39.01	34.56	28.75	54.1
short-qa	35.29	24.89	37.68	32.20	30.06	51.76
instruct-qa	37.73	39.12	39.89	35.83	33.83	50.48
BO (6.7B)						
Null	0	0	0	0	0	0
follow-qa	0	0	0	0	0	0
qa*	41.75	36.41	45.57	38.46	37.51	54.55
short-qa	39.69	36.85	42.46	36.72	38.50	55.18
instruct-qa	42.7	39.38	45.34	37.55	37.59	51.71
LLaVa						
Null	43.24	48.12	49.14	37.23	27.78	55.19
follow-qa	43.95	50.82	49.47	37.58	26.94	55.6
qa	43.99	51.44	50.04	37.38	28.52	55.39
short-qa	45.44	51.44	52.15	37.85	28.31	56.2
instruct-qa	45.77	50.91	52.69	38.40	26.27	55.53
Kosmos2						
Null	37.19	21.13	37.36	32.50	16.09	49.73
follow-qa	39.23	24.62	39.26	34.85	16.89	51.5
qa*	39.62	26.37	40.54	36.62	28.43	53.52
short-qa	40.33	28.90	40.85	37.33	21.01	53.36
instruct-qa	39.66	25.15	40.22	36.73	27.62	51.84
OF (4B)						
Null	0	0	0	0	0	0
follow-qa	0	0	0	0	0	0
qa*	13.77	23.40	10.96	25.98	12.73	32.03
short-qa	10.29	13.88	9.17	24.67	10.53	30.3
instruct-qa	17.11	22.70	13.57	28.44	9.72	33.58

Table 2. Comparison of zero-shot VQA performance across datasets using different templates in the standard setting. Template optimization results in significant performance improvements, with * indicating author-recommended templates.

template optimization can lead to notable performance improvements.

5.2. Does incorporating image captions as additional visual cues aid zero-shot VQA?

In Table 3, we investigate the effect of integrating image captions as additional visual cues in zero-shot VQA. A key finding is the consistent performance improvement across all VLMs and datasets when using PromptCap, a question-aware captioning technique. However, the extent of this improvement varies depending on the specific model-dataset combination. For example, PromptCap increases the BO (6.7B) model’s accuracy by 4.54% on OKVQA, while the improvement on AOKVQA is slightly less at 3.82%. In contrast, the effectiveness of dense and grounded caption-

ing varies. While models like Kosmos2 and OF benefit from these methods, they do not consistently improve performance across model-dataset combinations and, in some cases, lead to negative outcomes. This variability indicates that these captioning methods, though useful, may not uniformly amplify the inherent image features of VLMs as effectively as specialized methods like PromptCap.

Our analysis also reveals varying levels of improvement across different benchmarks, with VQAv2 showing significant gains with captioning techniques. However, tasks requiring multi-step inference or compositional reasoning, such as GQA, benefit less from captioning alone.

Interestingly, instruction-tuned models (e.g., OF (I)) consistently outperform their non-instruction-tuned counterparts across all captioning methods despite sharing the same vision backbone. This underlines the advantage of incorporating instructional datasets into the pre-training or connection process of models, particularly for zero-shot learning applications. Notably, the state-of-the-art performance of the BF (XXL) model (instruction-tuned Flan T5 LLM), across various datasets further emphasizes the strength of instruction-tuned models.

Performance Gains by Question Type In our ablation study using the VQAv2 benchmark and the BF (XXL) model, we compared Caption VQA’s performance against the standard VQA baseline across various question types, based on annotations provided by the authors. We observed substantial improvements in questions involving numerical values (39%), color recognition (20%), counting (13%), brand identification (11%), and object identification (6%). However, limited improvements were seen in binary e.g. “yes/no” (-4%), complex reasoning e.g. “why” (-1%), and localization e.g. “where” (0.96%) questions. This discrepancy suggests the potential for integrating additional, targeted techniques specifically designed to handle questions requiring abstract reasoning and spatial understanding.

LLM-only Models vs. VLMs with Visual Cues This ablation study exhibits two key insights. First, VLMs, capable of integrating both visual and textual data, consistently outperform LLM-only models. This is evident in the GQA benchmark, where VLMs with PromptCap enhancement achieve up to 40.32% accuracy, significantly higher than their LLM-only counterparts. Second, in the LLM-only setup, while all captioning techniques improve performance, PromptCap emerges as the most effective, achieving 36.46% accuracy in GQA. Dense and grounded captioning also show comparable gains, indicating their utility in providing valuable information for question-answering, particularly when visual features are absent.

Effect of Omitting Image Features Our analysis also includes an ablation study on the effect of removing image features from VLMs, while still providing captions. This helps us understand the dependency of VLMs on visual ver-

Benchmark	Captioning Model (Template)	BF (XL)	BF (XXL)	BO (2.7B)	BO (6.7B)	Kosmos2	LLaVa	OF	OF(I)
OKVQA	standard	47.43	50.13	37.73	42.7	40.33	45.77	17.11	18.29
	+ dense-caption	46.73	48.21	37.18	43.57	40.86	44.28	33.0	34.91
	+ grounded-caption	46.85	48.69	37.63	41.68	38.99	45.43	31.15	35.94
	+ PromptCap	49.07	50.55	39.81	46.29	43.09	48.01	37.38	42.48
	<i>LLM-only</i>	-	-	-	-	-	-	-	-
	+ dense-caption	39.04	41.87	31.14	31.14	-	35.22	29.63	36.18
AOKVQA	standard	50.68	54.66	39.89	45.57	40.85	52.69	13.57	17.27
	+ dense-caption	49.58	51.09	37.77	45.14	41.05	51.22	30.78	34.72
	+ grounded-caption	48.50	50.53	37.59	42.52	40.11	48.20	30.00	35.15
	+ PromptCap	52.53	55.78	43.29	49.39	43.60	52.32	39.05	44.13
	<i>LLM-only</i>	-	-	-	-	-	-	-	-
	+ dense-caption	39.11	40.23	28.78	28.78	-	35.38	30.00	35.75
GQA	standard	44.56	45.25	35.83	38.46	37.33	38.40	28.44	26.37
	+ dense-caption	42.45	42.78	35.71	37.01	36.75	36.03	33.44	33.16
	+ grounded-caption	44.08	43.79	36.93	37.13	35.71	39.34	34.16	33.75
	+ PromptCap	46.60	47.01	39.08	40.32	40.13	41.00	38.04	40.00
	<i>LLM-only</i>	-	-	-	-	-	-	-	-
	+ dense-caption	40.69	40.51	26.25	32.33	-	32.33	29.89	33.12
VQAv2	standard	64.22	66.66	54.1	54.53	53.52	56.2	33.58	35.41
	+ dense-caption	63.1	65.25	54.58	55.78	47.26	59.18	45.35	47.98
	+ grounded-caption	63.13	65.16	52.56	55.33	45.63	56.81	44.94	45.24
	+ PromptCap	70.7	71.37	58.78	62.81	57.33	65.32	56.93	58.0
	<i>LLM-only</i>	-	-	-	-	-	-	-	-
	+ dense-caption	55.51	57.15	39.68	39.68	-	50.22	43.47	49.42
	+ grounded-caption	55.02	56.49	34.6	34.6	-	48.97	41.89	49.6
	+ PromptCap	69.14	68.3	57.61	57.61	-	66.58	55.1	60.26

Table 3. Caption VQA performance across VLMs with additional visual contexts: dense captioning, visual grounding, and question-aware captioning (PromptCap). Bold values indicate the best performance, highlighting the benefits of added visual context.

	BF (XXL)	BF (6.7B)	Kosmos2	LLaVa
image	51.09	49.39	43.60	51.22
zeroed-image	38.37	44.83	41.84	37.96

Table 4. Effect of nullifying input image on VLMs in AOKVQA.

Model	standard	dense	grounded	promptcap
BF (XXL)	7.75	9.25	9.00	7.75
BO (6.7)	0.0	0.0	0.0	1.0
LLaVa	1.25	2.0	2.5	2.25
Kosmos2	0.75	0.75	0.0	1.25
OF	0.0	0.25	0.75	0
OF (I)	0.0	0.75	0.0	0.25
Random chance	6.25			

Table 5. Performance on the Winoground-VQA task for both the Standard VQA and Caption VQA settings.

sus textual cues. In Table 4, we observe a clear reliance on image features: without them, there is a marked decrease in performance. For instance, the LLaVa model’s accuracy drops significantly from 51.22% with image features to 37.96% without, underscoring the critical role of visual information in effective VQA.

In summary, our analysis underscores the beneficial role of captioning techniques in enhancing VLMs for zero-shot VQA, with PromptCap leading the way. It also highlights

the value of dense and grounded captioning, especially in LLM-only contexts. However, there is variability in performance across dataset-model combinations when integrating additional visual cues to optimize VQA performance.

Winoground-VQA: Probing visio-linguistic compositionality In Table 5, we assess model performance on the Winoground-VQA task, encompassing both Standard VQA and Caption VQA. Our findings strikingly mirror the observations made in the original Winoground study. A majority of the tested models, with the notable exception of the BLIP2 variants, struggle significantly with this task, displaying near-zero accuracy. For BLIP2, we observe that Caption VQA improves performance slightly. A recurrent pattern observed is many models’ tendency to default to a ‘yes’ response for most questions. This could be attributed to the models grappling with the out-of-distribution characteristics of the Winoground-VQA questions and a potential language bias favoring ‘yes’ answers. This outcome is particularly remarkable given these models’ otherwise strong performance in established VQA benchmarks.

5.3. Do VLMs showcase CoT reasoning in VQA?

We investigate the impact of CoT reasoning on VQA performance, focusing on VLMs pre-trained on instruction-

Model	OKVQA	AOKVQA	GQA	VQA v2
BF (XL)	38.98	45.96	36.56	49.94
BF (XXL)	42.12	47.40	39.32	55.65
LLaVa	33.22	45.61	30.50	47.97

Table 6. Results of CoT VQA (Q → RA) on open-ended VQA answers. We report the best results across the two CoT templates.

tuning datasets. Our experiments, detailed in Table 6, concentrated on LLaVa and BF models, as they uniquely generate zero-shot rationales. Notably, the BF model, despite sharing a 13B LLM base with LLaVa, demonstrated superior performance. Nevertheless, contrary to our expectations both models underperformed compared to traditional VQA settings. Qualitative analysis revealed that LLaVa often produced lengthy rationales and was prone to hallucinations. This underperformance highlights the challenges in robust multimodal reasoning, with observed deviations from the input question and inconsistencies in reasoning chains. Our findings question the complex reasoning capabilities of emerging models (as contended in recent models [20, 43]) by indicating a decline in performance, contrary to their successes in NLP reasoning tasks using CoT prompts. Further analysis of CoT quality is provided in Appendix 10.1.

To improve the effectiveness of rationalization further, we explored three key modifications in Table 7: a) **CoT-iterative**, where we trim reasoning chains to one sentence and condition the final answer on this concise rationale, addressing issues of hallucinations in longer chains. b) **CoT-context**, which entailed reordering input by placing the generated rationale before the question, slightly improving performance; and c) **CoT-consistency**, inspired by Wang *et al.*'s [38] self-consistency approach, we sample 30 reasoning paths and adopt a majority vote for the final answer. This method proves most successful, matching performance to the standard VQA setting. In conclusion, while the self-consistency technique is derived from the LLM literature, it shows transfer potential for enhancing the reasoning capabilities of VLMs.

5.4. Do text-only few-shot exemplars help?

Table 8 shows that text-only few-shot exemplars improve model alignment with the task format. Models like LLaVa and Kosmos2 benefit the most as they tend to generate verbose answers in zero-shot scenarios. This improvement is particularly pronounced in caption and chain-of-thought (CoT) settings, where we provide additional context alongside exemplar questions, helping the models understand the task better and avoid confusion with test questions.

Conversely, the BLIP2 model, which already produces concise answers in zero-shot, does not show substantial im-

Method	Format	Accuracy
CoT	Q → RA	47.40
CoT-iterative	QR → A	44.93
CoT-context	RQ → A	49.94
CoT-consistency ($t = 0.7$)	VOTE(QR _i → A _i)	54.53

Table 7. Self-consistency CoT narrows the performance gap with standard VQA on AOKVQA when using the BF (XXL) model.

	BF (6.7B)	BO (6.7B)	LLaVa	Kosmos2	OF
Standard VQA	-0.12	0.26	7.87	16.34	11.01
	-2.86	-6.8	-4.84	0.47	5.25
Caption VQA	0.79	6.7	17.72	20.63	24.05
	-1.48	0.74	-0.67	-1.31	4.98
CoT VQA	2.35	-	5.39	-	-
	2.52	-	2.28	-	-

Table 8. Few-shot vs. Zero-shot performance on AOKVQA, with (highlighted) and without LLM pre-processing.

provements with few-shot exemplars. Notably, for OF, we employ image-text few-shot examples (unlike others), and this model consistently performs better across all prompting settings due to its capability to utilize image-text examples.

	BF(XXL)	BO(6.7B)	Kosmos2	LLaVa
VQA-metric	50.28 _{3.07}	38.24 _{0.93}	13.73 74.08	0.38 0.09
+ LLM Parsing	53.17 _{2.28}	44.46 _{2.00}	39.67 _{1.42}	50.71 _{2.09}

Table 9. **Impact of LLM-based parsing** in stabilizing (red indicates significant failure) VQA accuracy metric across different prompt templates on the AOKVQA dataset.

5.5. Does LLM pre-processing mitigate the challenges associated with the VQA metric

Table 9 demonstrates the positive outcome of using LLM-guided pre-processing to more accurately reflect the performance of VQA models. Traditional metrics, initially used, fell short in capturing the true capabilities of these models. By implementing a few lines of code for LLM-guided pre-processing prior to applying VQA metrics, we were able to correct the accuracy values for all tested models, leading to a more trustworthy evaluation. This correction proves especially vital for models like LLaVa, which initially displayed unusable metrics. The recalibration also brings a necessary correction to the data for OPT models, addressing misrepresentations in previous reports². Furthermore, upon closer examination in Table 8, we observe that when LLM-based pre-processing is applied, the performance gain diminishes for all models except OF. The initial improvement can be attributed to the VQA metric's struggle with matching reference answers with generated responses. Few-shot exemplars encourage concise answers, bringing gains during evaluation. Notably, text-only exemplars mainly guide answer format, achievable through pre-processing.

6. Conclusion

In summary, our research explores fine-tuning-free prompting strategies to enhance VQA performance for VLMs. We've highlighted the impact of question templates, the benefits of caption prefixes, and the effectiveness of few-shot examples in specific scenarios. Chain-of-thought rea-

²Li *et al.* [19] reported lower performance figures for OPT variants due to the limitations of traditional VQA metrics.

soning had mixed results, but self-consistency helped bridge the gap. Our study provides practical techniques to leverage large pre-trained VLMs for VQA without fine-tuning, contributing to the advancement of zero- and few-shot VQA.

References

- [1] Aishwarya Agrawal, Ivana Kajić, Emanuele Bugliarello, El-naz Davoodi, Anita Gergely, Phil Blunsom, and Aida Nematzadeh. Rethinking evaluation practices in visual question answering: A case study on out-of-distribution generalization. *arXiv preprint arXiv:2205.12191*, 2022. **3**
- [2] Jean-Baptiste Alayrac, Jeff Donahue, Pauline Luc, Antoine Miech, Iain Barr, Yana Hasson, Karel Lenc, Arthur Mensch, Katie Millican, Malcolm Reynolds, et al. Flamingo: a visual language model for few-shot learning. *arXiv preprint arXiv:2204.14198*, 2022. **1, 2, 3**
- [3] Stanislaw Antol, Aishwarya Agrawal, Jiasen Lu, Margaret Mitchell, Dhruv Batra, C Lawrence Zitnick, and Devi Parikh. Vqa: Visual question answering. In *Proceedings of the IEEE international conference on computer vision*, pages 2425–2433, 2015. **1, 2, 3, 5**
- [4] Anas Awadalla, Irena Gao, Josh Gardner, Jack Hessel, Yusuf Hanafy, Wanrong Zhu, Kalyani Marathe, Yonatan Bitton, Samir Gadre, Shiori Sagawa, et al. Openflamingo: An open-source framework for training large autoregressive vision-language models. *arXiv preprint arXiv:2308.01390*, 2023. **2, 4, 5, 1**
- [5] Tom Brown, Benjamin Mann, Nick Ryder, Melanie Subbiah, Jared D Kaplan, Prafulla Dhariwal, Arvind Neelakantan, Pranav Shyam, Girish Sastry, Amanda Askell, et al. Language models are few-shot learners. *Advances in neural information processing systems*, 33:1877–1901, 2020. **2, 3**
- [6] Mark Chen, Jerry Tworek, Heewoo Jun, Qiming Yuan, Henrique Ponde de Oliveira Pinto, Jared Kaplan, Harri Edwards, Yuri Burda, Nicholas Joseph, Greg Brockman, et al. Evaluating large language models trained on code. *arXiv preprint arXiv:2107.03374*, 2021. **3**
- [7] Xi Chen, Xiao Wang, Soravit Changpinyo, AJ Piergiovanni, Piotr Padlewski, Daniel Salz, Sebastian Goodman, Adam Grycner, Basil Mustafa, Lucas Beyer, et al. Pali: A jointly-scaled multilingual language-image model. *arXiv preprint arXiv:2209.06794*, 2022. **1, 2**
- [8] Hyung Won Chung, Le Hou, Shayne Longpre, Barret Zoph, Yi Tay, William Fedus, Eric Li, Xuezhi Wang, Mostafa Dehghani, Siddhartha Brahma, et al. Scaling instruction-finetuned language models. *arXiv preprint arXiv:2210.11416*, 2022. **3**
- [9] Constantin Eichenberg, Sidney Black, Samuel Weinbach, Letitia Parcalabescu, and Anette Frank. Magma—multimodal augmentation of generative models through adapter-based finetuning. *arXiv preprint arXiv:2112.05253*, 2021. **1**
- [10] Yash Goyal, Tejas Khot, Douglas Summers-Stay, Dhruv Batra, and Devi Parikh. Making the v in vqa matter: Elevating the role of image understanding in visual question answering. In *Proceedings of the IEEE conference on computer vision and pattern recognition*, pages 6904–6913, 2017. **2, 5**
- [11] Jiaxian Guo, Junnan Li, Dongxu Li, Anthony Meng Huat Tiong, Boyang Li, Dacheng Tao, and Steven CH Hoi. From images to textual prompts: Zero-shot vqa with frozen large language models. *arXiv preprint arXiv:2212.10846*, 2022. **3**
- [12] Tanmay Gupta and Aniruddha Kembhavi. Visual programming: Compositional visual reasoning without training. *arXiv preprint arXiv:2211.11559*, 2022. **3**
- [13] Yushi Hu, Hang Hua, Zhengyuan Yang, Weijia Shi, Noah A Smith, and Jiebo Luo. Promptcap: Prompt-guided task-aware image captioning. *arXiv preprint arXiv:2211.09699*, 2022. **3, 4, 2**
- [14] Drew A Hudson and Christopher D Manning. Gqa: A new dataset for real-world visual reasoning and compositional question answering. In *Proceedings of the IEEE/CVF conference on computer vision and pattern recognition*, pages 6700–6709, 2019. **2, 5**
- [15] Woojeong Jin, Yu Cheng, Yelong Shen, Weizhu Chen, and Xiang Ren. A good prompt is worth millions of parameters? low-resource prompt-based learning for vision-language models. *arXiv preprint arXiv:2110.08484*, 2021. **3**
- [16] Justin Johnson, Bharath Hariharan, Laurens Van Der Maaten, Li Fei-Fei, C Lawrence Zitnick, and Ross Girshick. Clevr: A diagnostic dataset for compositional language and elementary visual reasoning. In *Proceedings of the IEEE conference on computer vision and pattern recognition*, pages 2901–2910, 2017. **2**
- [17] Takeshi Kojima, Shixiang Shane Gu, Machel Reid, Yutaka Matsuo, and Yusuke Iwasawa. Large language models are zero-shot reasoners. *arXiv preprint arXiv:2205.11916*, 2022. **2, 3**
- [18] Brian Lester, Rami Al-Rfou, and Noah Constant. The power of scale for parameter-efficient prompt tuning. *arXiv preprint arXiv:2104.08691*, 2021. **2, 3**
- [19] Junnan Li, Dongxu Li, Silvio Savarese, and Steven Hoi. Blip-2: Bootstrapping language-image pre-training with frozen image encoders and large language models. *arXiv preprint arXiv:2301.12597*, 2023. **1, 2, 3, 4, 5, 8**
- [20] Haotian Liu, Chunyuan Li, Qingyang Wu, and Yong Jae Lee. Visual instruction tuning. *arXiv preprint arXiv:2304.08485*, 2023. **2, 3, 5, 8, 1**
- [21] Jiachang Liu, Dinghan Shen, Yizhe Zhang, Bill Dolan, Lawrence Carin, and Weizhu Chen. What makes good in-context examples for gpt-3? *arXiv preprint arXiv:2101.06804*, 2021. **3**
- [22] Pengfei Liu, Weizhe Yuan, Jinlan Fu, Zhengbao Jiang, Hiroaki Hayashi, and Graham Neubig. Pre-train, prompt, and predict: A systematic survey of prompting methods in natural language processing. *ACM Computing Surveys*, 55(9): 1–35, 2023. **3**
- [23] Pan Lu, Swaroop Mishra, Tanglin Xia, Liang Qiu, Kai-Wei Chang, Song-Chun Zhu, Oyvind Tafjord, Peter Clark, and Ashwin Kalyan. Learn to explain: Multimodal reasoning via thought chains for science question answering. *Advances in Neural Information Processing Systems*, 35:2507–2521, 2022. **3**
- [24] Yao Lu, Max Bartolo, Alastair Moore, Sebastian Riedel, and Pontus Stenetorp. Fantastically ordered prompts and where

- to find them: Overcoming few-shot prompt order sensitivity. *arXiv preprint arXiv:2104.08786*, 2021. 3
- [25] Oscar Mañas, Pau Rodriguez, Saba Ahmadi, Aida Nematzadeh, Yash Goyal, and Aishwarya Agrawal. Mapl: Parameter-efficient adaptation of unimodal pre-trained models for vision-language few-shot prompting. *arXiv preprint arXiv:2210.07179*, 2022. 1, 3
- [26] Oscar Mañas, Benno Krojer, and Aishwarya Agrawal. Improving automatic vqa evaluation using large language models. *arXiv preprint arXiv:2310.02567*, 2023. 3, 5
- [27] Kenneth Marino, Mohammad Rastegari, Ali Farhadi, and Roozbeh Mottaghi. Ok-vqa: A visual question answering benchmark requiring external knowledge. In *Proceedings of the IEEE/cvf conference on computer vision and pattern recognition*, pages 3195–3204, 2019. 2, 5
- [28] Long Ouyang, Jeffrey Wu, Xu Jiang, Diogo Almeida, Carroll Wainwright, Pamela Mishkin, Chong Zhang, Sandhini Agarwal, Katarina Slama, Alex Ray, et al. Training language models to follow instructions with human feedback. *Advances in Neural Information Processing Systems*, 35: 27730–27744, 2022. 3
- [29] Zhiliang Peng, Wenhui Wang, Li Dong, Yaru Hao, Shaohan Huang, Shuming Ma, and Furu Wei. Kosmos-2: Grounding multimodal large language models to the world. *arXiv preprint arXiv:2306.14824*, 2023. 2, 3, 4, 5
- [30] Shuofei Qiao, Yixin Ou, Ningyu Zhang, Xiang Chen, Yunzhi Yao, Shumin Deng, Chuanqi Tan, Fei Huang, and Huajun Chen. Reasoning with language model prompting: A survey. *arXiv preprint arXiv:2212.09597*, 2022. 3
- [31] Dustin Schwenk, Apoorv Khandelwal, Christopher Clark, Kenneth Marino, and Roozbeh Mottaghi. A-okvqa: A benchmark for visual question answering using world knowledge. In *European Conference on Computer Vision*, 2022. 2, 5
- [32] Aarohi Srivastava, Abhinav Rastogi, Abhishek Rao, Abu Awal Md Shoeb, Abubakar Abid, Adam Fisch, Adam R Brown, Adam Santoro, Aditya Gupta, Adrià Garriga-Alonso, et al. Beyond the imitation game: Quantifying and extrapolating the capabilities of language models. *arXiv preprint arXiv:2206.04615*, 2022. 2
- [33] Dídac Surís, Sachit Menon, and Carl Vondrick. Vipergpt: Visual inference via python execution for reasoning. *arXiv preprint arXiv:2303.08128*, 2023. 3
- [34] Tristan Thrush, Ryan Jiang, Max Bartolo, Amanpreet Singh, Adina Williams, Douwe Kiela, and Candace Ross. Winoground: Probing vision and language models for visiolinguistic compositionality. In *Proceedings of the IEEE/CVF Conference on Computer Vision and Pattern Recognition*, pages 5238–5248, 2022. 2, 5
- [35] Hugo Touvron, Louis Martin, Kevin Stone, Peter Albert, Amjad Almahairi, Yasmine Babaei, Nikolay Bashlykov, Soumya Batra, Prajjwal Bhargava, Shruiti Bhosale, et al. Llama 2: Open foundation and fine-tuned chat models. *arXiv preprint arXiv:2307.09288*, 2023. 3
- [36] Maria Tsimpoukelli, Jacob Menick, Serkan Cabi, SM Eslami, Oriol Vinyals, and Felix Hill. Multimodal few-shot learning with frozen language models. *Proc. Neural Information Processing Systems*, 2021. 3
- [37] Wenhui Wang, Hangbo Bao, Li Dong, Johan Bjorck, Zhiliang Peng, Qiang Liu, Kriti Aggarwal, Owais Khan Mohammed, Saksham Singhal, Subhojit Som, et al. Image as a foreign language: Beit pretraining for all vision and vision-language tasks. *arXiv preprint arXiv:2208.10442*, 2022. 1
- [38] Xuezhi Wang, Jason Wei, Dale Schuurmans, Quoc Le, Ed Chi, and Denny Zhou. Self-consistency improves chain of thought reasoning in language models. *arXiv preprint arXiv:2203.11171*, 2022. 2, 4, 8
- [39] Jason Wei, Xuezhi Wang, Dale Schuurmans, Maarten Bosma, Ed Chi, Quoc Le, and Denny Zhou. Chain of thought prompting elicits reasoning in large language models. *arXiv preprint arXiv:2201.11903*, 2022. 2, 3
- [40] Tianyi Zhang, Varsha Kishore, Felix Wu, Kilian Q Weinberger, and Yoav Artzi. Bertscore: Evaluating text generation with bert. *arXiv preprint arXiv:1904.09675*, 2019. 5
- [41] Zhuosheng Zhang, Aston Zhang, Mu Li, Hai Zhao, George Karypis, and Alex Smola. Multimodal chain-of-thought reasoning in language models. *arXiv preprint arXiv:2302.00923*, 2023. 3
- [42] Zihao Zhao, Eric Wallace, Shi Feng, Dan Klein, and Sameer Singh. Calibrate before use: Improving few-shot performance of language models. In *International Conference on Machine Learning*, pages 12697–12706. PMLR, 2021. 3
- [43] Deyao Zhu, Jun Chen, Xiaoqian Shen, Xiang Li, and Mohamed Elhoseiny. Minigt-4: Enhancing vision-language understanding with advanced large language models. *arXiv preprint arXiv:2304.10592*, 2023. 3, 8
- [44] Yuke Zhu, Oliver Groth, Michael Bernstein, and Li Fei-Fei. Visual7w: Grounded question answering in images. In *Proceedings of the IEEE conference on computer vision and pattern recognition*, pages 4995–5004, 2016. 2, 5

Investigating Prompting Techniques for Zero- and Few-Shot Visual Question Answering

Supplementary Material

7. Dataset: Winoground-VQA

We have adapted the Winoground dataset for a binary Q&A task, employing ChatGPT (gpt-3.5-turbo)³ for this purpose. To transform a given text into a binary question suitable for the Visual Question Answering (VQA) task, we utilize the following prompt: “Convert this text into a yes/no question for the Visual Question Answering task: <text>.” To ensure the quality of the generated questions, we have implemented a manual verification process. Questions not meeting the specified quality standards are subject to regeneration. For evaluation, we employ two distinct methods. Firstly, we use prompts for the VQA task that makes use of the text found in the Winoground dataset. For example: “Does this describe the image? *The taller person hugs the shorter person.*” This approach allows us to evaluate how well the model understands and responds to questions related to the given text. Secondly, we utilize the questions converted through the aforementioned method. For instance: “Answer the following yes/no question. *Does the taller person hug the shorter person?*”

Original Statement	Converted Question
The taller person hugs the shorter person	Does the taller person hug the shorter person?
A tree smashed into a car	Did a tree smash into a car?
The person without earrings pays the person with earrings	Does the person without earrings pay the person with earrings?
The image shows a computer on top of books	Does the image show a computer on top of books?
A brown dog is on a white couch	Is a brown dog on a white couch?
The happy person is on the right and the sad person is on the left	Is the happy person on the right and the sad person on the left?
The heavy oncoming traffic is contrasted with the light outgoing traffic	Is the heavy oncoming traffic contrasted with the light outgoing traffic?
A metal chess piece rests on wood objects	Is there a metal chess piece resting on wood objects?
Rectangular bushes are behind pointy bushes	Are rectangular bushes behind pointy bushes?

Table 10. Winoground-VQA. Conversion of original statements to binary questions

³<https://platform.openai.com/>

8. Experimental Settings

8.1. Model Description

- **BLIP2** [19]: BLIP2 combines frozen pre-trained image encoders and large language models with a lightweight, 12-layer Transformer encoder, known as Q-Former, as the only trainable part. It bridges the gap between vision and language models and excels in tasks like image-captioning, leveraging an efficient pre-training strategy that outperforms larger models like Flamingo in zero-shot VQAv2.
- **Kosmos2** [19]: A Transformer-based causal language model trained on a web-scale dataset of grounded image-text pairs (GRIT). Kosmos-2 excels in multimodal grounding, reducing common language model hallucinations, and is adept at a wide range of tasks, including multimodal referring, perception-language tasks, and language understanding and generation.
- **LLaVa** [20]: A large multimodal model combining a vision encoder and Vicuna LLM. LLaVa mimics the capabilities of multimodal GPT-4 through visual instruction tuning and achieves state-of-the-art accuracy on Science QA. It features multimodal chat abilities, including discussing images, identifying objects, and detecting manipulated images.
- **OpenFlamingo** [4]: An open-source replication of DeepMind’s Flamingo models, OpenFlamingo processes interleaved sequences of images and text. It is capable of tasks like captioning, visual question answering, and image classification, achieving similar to Flamingo’s performance on various vision-language datasets. The model uses a CLIP ViT-L/14 vision encoder and variants of language models including MPT-7B, outfitting the layers of a pretrained, frozen language model for cross-attention to visual features.

8.2. Caption Generation Strategies (with examples)

We use three specialized models, each chosen for its ability to generate captions that uniquely enhance visual comprehension through text.

1. **LLM-guided dense caption with BLIP2**: Leveraging BLIP2 [19], we generate multiple captions per image to capture a comprehensive visual description. These captions are then refined into a concise and comprehensive description using the Zephyr 7B LLM, guided by tailored in-context demonstrations. Example: “A photo of a room with a green table and chairs. The room also

- features a green and white kitchen.”
- 2. Grounded caption with Kosmos-2:** The Kosmos-2 model [29] generates captions that include specific entities and their locations within the image, leading to more grounded and precise visual descriptions. Example: “A photo of a kitchen in a dollhouse, with a white stove, sink, and green cabinets (a white stove, sink, green cabinets).”
 - 3. Question-guided caption with PromptCap:** This approach leverages the PromptCap [13] model, which uses the question to guide caption generation and ensure that the captions closely align with the subject matter of the question. It outperforms generic captions and achieves state-of-the-art accuracy on knowledge-based VQA tasks. PromptCap customizes the caption according to the input question prompt, making it suitable for working with black-box language models like GPT-3 or ChatGPT. Example: “A photo of a kitchen in a dollhouse.”

8.3. Few-shot exemplars selection

We have devised a strategy based on the nearest neighbor threshold for selecting five exemplars from the training set for few-shot learning. This approach utilizes the Sentence-BERT (SBERT)⁴ sentence embedding model to generate embeddings for the questions. Subsequently, we employ cosine similarity to pinpoint the top-k samples that bear the closest resemblance to a specific query. An integral part of our method is the application of a similarity threshold, set at 0.6, to circumvent the selection of samples excessively similar to the query. We’ve observed empirically that high similarity can inadvertently cause a decline in the model’s performance, as the model tends to replicate from the in-context Q&A pairs instead of generating unique responses to the test query.

Moreover, the content of the *in-context* exemplars varies depending on the specific type of QA task. For Standard VQA, we pair the selected question with its corresponding answer. In the case of Caption VQA, the question is paired with the model-generated caption and its associated answer. For the CoT VQA task, we pair the question with the corresponding model-generated rationale and answer.

8.4. Samples Illustrating VQA Metric Failure Modes

Table 11 demonstrates examples where discrepancies arise between the verbose outputs of the generative VQA model and the ground truth reference answers. These examples are crucial in highlighting the limitations of conventional VQA metrics. Our approach involves an LLM-guided method capable of parsing verbose answers into a format that aligns

Verbose outputs	Reference Answer
The white substance is icing.	icing
A cell phone.	phone
They are surfing on a wave.	surfing
A motorcycle can be used for racing. Racing is a sport. The final answer: racing.	racing
Rainbow cake. The image shows a table with a rainbow cake on it.	rainbow

Table 11. Instances where the verbose output of the VQA system, though correct, can not be directly matched with the ground truth using string matching. This discrepancy can lead to misinterpretation of the VQA system’s accuracy.

with the reference style, thereby accurately evaluating the system’s performance.

8.5. Inference details

For answer generation, we use beam search with a beam size of 3. The maximum token limit is set to 10 for BLIP2 and 50 for verbose models like Kosmos2, with a length penalty of -1 to encourage brevity. For captions and rationales, which require more detail, the length penalty is adjusted to 1 and the maximum token count is increased to 128, balancing informativeness and conciseness.

9. In-context Demonstrations

9.1. Example prompt template: LLM-guided answer parsing

In Figure 2, we show a sample of the LLM-guided answer parsing template. We use samples in context to guide the language model to produce a short answer e.g. “two to three words”.

9.2. Example prompt template: Few-shot exemplars

Figure 3 shows a full prompt we utilized to prompt VLM under the Caption VQA setting for the multiple-choice AOKVQA dataset. The task is designed to generate answers pertaining to a specific image. Incorporated within the template are a set of caption-question-answer triplets that are unrelated to the candidate question. These caption-question-answer triplets serve as the context for guiding the model’s response. The concluding task for a VLM, guided by the prior examples within the template, is to deliver a knowledgeable and contextually accurate answer to a visual question derived from a specific image.

⁴<https://www.sbert.net/>

The task is to parse the short answer from input question and long answer.
The answer should be a max one to three words or a short phrase.

Input: What sport can you use this for?
You can use this motorcycle for off-road sports, such as motocross, enduro, or trail riding.
Short answer: motocross\n

Input: What area of a school might this be?
This area of the school might be a library or a classroom, as there are books and chairs in the background.
Short answer: library\n

Input: What type of bread is this meal made from?
This meal is made from pita bread. Short answer: pita\n

Input: Which brand of car is shown in this picture?
The brand of car shown in the picture is a Volkswagen.
Short answer: Volkswagen\n

Input: Is this a private or public room? This is a public room.
Short answer: public\n

Input: What is the name of the device that is protecting people from the rain in this picture?
The device that is protecting people from the rain in this picture is an umbrella.
Short answer: umbrella\n

Input: Why might someone go to this place?
Someone might go to this place, which appears to be a busy street in a city, for various reasons such as shopping, dining, socializing, or attending events.
Short answer: shopping\n

Input: How tall do these animals get? Giraffes can grow up to 18 feet tall.
Short answer: 18 feet\n

Input: What is this desk used for?
The desk is used for working on a computer, making phone calls, and organizing office supplies.
The final answer is working.
Short answer: working\n

Input: How long does this animal usually live? The image shows sheep. The average lifespan of a sheep is 10 years.
Short answer: 10\n

Figure 2. In-context demonstrations for answer parsing.

In this task, your goal is to write an answer to a given question about the image.
To write the answer, here are some sample QA suggestions (not relevant to the image):

Context: A photo of a person taking a tray of chocolate muffins out of the oven.
Question: What is the likely flavor of these muffins? Blueberry, pumpkin, banana or red velvet?
Answer: Red velvet

Context: A photo of a laptop and a donut on a table the orange mug to the left of the donut is made of plastic.
Question: What material is the orange mug to the left of the donut made out of? Ceramic, glass, metal or plastic?
Answer: Glass

Context: A photo of a box of red velvet cupcakes.
Question: Which cupcake is alcohol-free? Red velvet, cherry amaretto, strawberry daiquiri or bailey's chocolate?
Answer: Red velvet

Context: A photo of a little girl eating a piece of cake with white icing.
Question: The white part of the icing here is likely flavored with what? Onion, vanilla, potato or peppermint?
Answer: Vanilla

Context: A photo of a table with plates of breakfast food with yellow fruits on top of the pancake.
Question: What color are the fruits sliced out on top of the pancake? Red, white, blue or pink?
Answer: White

Now answer the following question about the image. Your task is to answer a knowledge based question.

Context: A photo of a person holding a cupcake with whipped cream on top.
Question: What is the white substance on top of the cupcakes? Mayo, ice cream, butter or icing?
Answer:

Figure 3. In-context demonstrations for few-shot learning.



Question & Answer	Ground truth	Generated rationale
<p>What color is the floor? brown</p> 	The floor is brown wood flooring.	<ul style="list-style-type: none"> • BLIP2: The floor is made of wood. Wood is a light color. The answer: light. • LLaVa: The floor in the image is blue.
<p>What item is on the bottom shelf near the TV? speakers</p> 	The shape of the device is in line with the object, and it is connected to a music player.	<ul style="list-style-type: none"> • BLIP2: A man and a woman are sitting on a couch watching tv. The man is holding a wii remote and the woman has a xbox controller. The bottom shelf near the TV has snacks on it. • LLaVa: To determine the item on the bottom shelf near the TV, let's analyze the image step-by-step: 1. The image shows a man and a woman sitting on a couch in a living room. 2. There is a TV in the living room. 3. On the bottom shelf near the TV, there is an item. Based on these observations, it is likely that the item on the bottom shelf near the TV is a remote control. Remote controls are commonly placed near TVs for easy access and convenience.
<p>What room is pictured here for a rest? bathroom</p> 	The area is a bathroom since there is a soap dispenser.	<ul style="list-style-type: none"> • BLIP2: A bathroom is a room for a rest. A bathroom has a sink, mirror, and toilet. • LLaVa: The room pictured in the image appears to be a bedroom, as it contains a bed and a nightstand. The presence of these furniture items suggests that the room is designed for rest and relaxation. Additionally, the bedroom is decorated with a colorful mural on the wall, which adds an artistic touch to the space, making it visually appealing and inviting. Overall, the combination of the bed, nightstand, and colorful mural indicates that the room is intended for sleep and relaxation.
<p>What is the purpose of the item on the fridge handle? dry hands</p> 	A small towel is wrapped along the bottom of the refrigerator's handle in this scene. given that towels are used to dry things and this towels proximity to the kitchen sink we can conclude this towel is usually used after washing hands .	<ul style="list-style-type: none"> • BLIP2:The item on the fridge handle is a magnet. Magnets are used to hold things in place. • LLaVa: To determine the purpose of the item on the fridge handle, let's analyze the image step-by-step: 1. The image shows a kitchen with a white refrigerator. 2. There is an item on the fridge handle. Based on these observations, it is likely that the item on the fridge handle is a magnet. Magnets are commonly used for various purposes, such as holding notes, reminders, or pictures on the fridge door.
<p>What is the name of a famous man associated with this sport? john mckenroe</p> 	The two models in this ad are engaged in the game of tennis. mckenroe is the only of the athletes listed associate with this sport.	<ul style="list-style-type: none"> • BLIP2: Federer is a famous man associated with this sport. Federer was a professional tennis player. • LLaVa: To determine the name of the famous man associated with this sport, we first need to identify the sport being played in the image. The image shows a woman playing tennis, so the sport in question is tennis. Next, we need to identify the famous man associated with tennis. One of the most well-known tennis players in history is Roger Federer, a Swiss professional tennis player who has won numerous Grand Slam titles and is considered one of the greatest tennis players of all time. Therefore, the name of the famous man associated with this sport is Roger Federer.
<p>What are they waiting to do when they stand next to the street? cross</p> 	They are waiting to cross the street.	<ul style="list-style-type: none"> • BLIP2: They are waiting to cross the street. They are standing next to a fire hydrant. • LLaVa: Step-by-step reasoning: 1. The image shows a group of people standing next to a street. 2. There is a fire hydrant in the middle of the street. 3. The presence of the fire hydrant suggests that the people might be waiting for an emergency vehicle, such as a fire truck, to arrive at the scene. 4. Fire hydrants are essential for firefighters to access water for extinguishing fires. 5. Therefore, it is reasonable to assume that the people are waiting for an emergency vehicle, possibly a fire truck.
<p>What seems to be contained in the nook underneath the TV? fireplace</p> 	There could be fire contained in the nook underneath the tv	<ul style="list-style-type: none"> • BLIP2: The nook underneath the TV seems to be a bookcase. The bookcase contains a clock and a lamp. • LLaVa: To determine what is contained in the nook underneath the TV, let's analyze the image step-by-step: 1. The image shows a bedroom with a bed, a TV, and a fireplace. 2. There is a nook underneath the TV. 3. The nook could potentially be used for storing items, such as books, DVDs, or other media. Based on these observations, it is reasonable to conclude that the nook underneath the TV in the bedroom is likely used for storing items like books, DVDs, or other items.

Table 12. Comparison of ground truth explanations and CoT rationales for AOKVQA dataset

10. Additional Results

10.1. Analysis on Quality of Generated CoT rationales

Model	Prompt strategy	Rouge-1	Rouge-L	BERTScore
BF (XL)	CoT	28.04	24.75	88.16
	CoT ($n = 5$)	26.95	24.04	88.24
BF (XXL)	CoT	29.54	26.68	88.05
	CoT ($n = 5$)	28.08	25.51	87.95
LLaVa	CoT	23.50	20.73	86.55

Table 13. CoT Explanation quality evaluation with ground truth for AOKVQA dataset.

Our analysis of the AOKVQA dataset, detailed in Table 12, sheds light on the performance of the BF (XXL) and LLaVA models in generating explanations compared to human-authored ground truths. The LLaVA model, in particular, is prone to producing longer rationales, potentially influenced by its training on detailed narrative datasets. Several types of errors were noted:

Hallucination of Non-existent Objects: In the case of identifying the room meant for rest, where the correct answer is a bathroom, LLaVA describes it as a bedroom containing a bed and a nightstand, exhibiting object hallucinations.

Grounding Errors: This type of mistake happens when the model incorrectly associates objects in a given context. For instance, when asked about the item on the bottom shelf near the TV, expected to be speakers, the generated rationale inaccurately identifies it as a remote control, demonstrating a clear grounding error.

Inclusion of Irrelevant Details: In examples like determining why people are waiting (where the correct answer is cross), the output includes details about a fire hydrant and emergency vehicles, which are not related to the original question.

Language Priors: The model may sometimes reference widely known subjects from the internet, which can lead to inaccuracies. For instance, in trying to identify the tennis player John McEnroe, the model unexpectedly mentions Roger Federer in its explanation. Federer, being one of the most famous tennis players in history, is a common topic online, suggesting that the model might be influenced by popular content.

These examples highlight prevalent issues in generative models, including hallucinations, grounding inaccuracies, and the inclusion of irrelevant generic details, often influenced by language priors. These issues collectively hinder the effectiveness of the models in Chain-of-Thought tasks, suggesting a need for improved accuracy and relevance in visual comprehension and reasoning.

Furthermore, we conduct an automatic evaluation to assess the quality of generated CoT rationales in comparison to human-authored explanations. The results, presented in Table 13, demonstrate the performance of BF (XL) and BF(XXL) in zero-shot and few-shot ($n = 5$) settings. We also tested the LLaVa model in the zero-shot scenario. Each model’s performance is measured in terms of Rouge-1, Rouge-L, and BERTScore [40]. Despite providing a numeric assessment, these automated metrics alone may not fully capture the quality of the generated rationales, indicating a need for further nuanced analysis. This limitation suggests that more in-depth analysis is required. Future research should focus on evaluating lengthy generative models’ explanations in comparison to shorter, human-written ones.

10.2. Qualitative Samples

10.2.1 Model predictions across different prompt settings

In this section, we provide an illustrative comparison of VQA answers generated by the BLIP2 model under different prompt settings. In Figure 4, we present outputs from three different prompt settings. Each image is associated with a question, the ground truth response, a generated caption, as well as predictions from Standard-VQA, Caption-VQA, and CoT-VQA settings.

The examples highlight both successful predictions and instances where the model deviates from the correct answer. We observe that Caption VQA tends to outperform Standard VQA in certain cases, leveraging the additional information present in captions to provide more accurate responses (see (c), (d)). However, there are situations where relying solely on the caption may be insufficient, requiring the model to possess optical character recognition (OCR) capabilities that might be limited in BLIP2 models (see (e)).

Furthermore, we note that CoT VQA exhibits some shortcomings, such as hallucination and generating lengthy rationales (see (a), (d)). These factors contribute to a decrease in performance compared to the Standard VQA setting. Additionally, it’s important to consider that the VQA accuracy metric may penalize answers that are correct but not an exact match to the ground truth answer (see (c)).

Overall, this analysis emphasizes the impact of different prompt settings on the model’s performance, highlighting the strengths and limitations of each approach in generating accurate VQA answers.

(a)



Q: Who might be helping the girl? **A:** mother
Caption: A girl holding a tray of food in a kitchen.
Standard-VQA: her mother
Caption-VQA: her mother
CoT-VQA: The girl's mother might be helping the girl. The girl is in the kitchen with her mother. The mother is holding a tray of food. The tray is full of cookies. Therefore, the final answer is a mother.

(b)



Q: What is the person being viewed through? **A:** window
Caption: Two women sitting on a train looking at their phones.
Standard-VQA: windows
Caption-VQA: windows
CoT-VQA: The person is being viewed through a window. The window is on a train. The train is moving.

(c)



Q: What type of pants is the man on the right wearing? **A:** jeans
Caption: Two men standing in front of a window the man on the right is wearing jeans.
Standard-VQA: black pants
Caption-VQA: jeans
CoT-VQA: The man on the right is wearing khaki pants. Khaki pants are a type of pants. Therefore, the final answer is brown pants.

(d)



Q: The girl is holding the pizza with what? **A:** her mouth
Caption: A photo of a woman holding a piece of pizza in her mouth.
Standard-VQA: hands
Caption-VQA: her mouth
CoT-VQA: The girl is holding the pizza with her hand. The pizza is on a paper plate. The paper plate is on top of a wooden table. The table is in a restaurant. Therefore, the final answer is a hand.

(e)



A: What type of cake are the donuts? **A:** carrot cake
Caption: A photo of three tiers of donuts on a counter.
Standard-VQA: yeast
Caption-VQA: cake
CoT-VQA: Donuts are a type of cake that are fried. The donuts in the picture are frosted. Frosting is made from sugar and water. The final answer: cake.

Figure 4. Example images from the AOKVQA dataset with their respective Q&A.