

# I Want This, Not That: Personalized Summarization of Scientific Scholarly Texts

Vasudha Bhatnagar<sup>a</sup>, Alka Khurana<sup>a,\*</sup>, Vikas Kumar<sup>a</sup>

<sup>a</sup>*Department of Computer Science, University of Delhi, New Delhi 110007, India*

---

## Abstract

In this paper, we present a proposal for an unsupervised algorithm, *P-Summ*, that generates an extractive summary of scientific scholarly text to meet the *personal* knowledge needs of the user. The method delves into the latent semantic space of the document exposed by Weighted Non-negative Matrix Factorization, and scores sentences in consonance with the *knowledge needs* of the user. The novelty of the algorithm lies in its ability to include *desired* knowledge and eliminate *unwanted* knowledge in the personal summary.

We also propose a multi-granular evaluation framework, which assesses the quality of generated personal summaries at three levels of granularity - sentence, terms and semantic. The framework uses system generated generic summary instead of human generated summary as gold standard for evaluating the quality of personal summary generated by the algorithm. The effectiveness of the algorithm at the semantic level is evaluated by taking into account the reference summary and the knowledge signals. We evaluate the performance of *P-Summ* algorithm over four data-sets consisting of scientific articles. Our empirical investigations reveal that the proposed method has the capability to meet negative (or positive) knowledge preferences of the user.

**Keywords:** Knowledge signals, Personalized summarization, Personal summary evaluation, Community detection, Weighted Non-negative Matrix Factorization

---

## 1. Introduction

Significant progress has been observed in the field of automatic text summarization to generate *generic* summaries of documents using unsupervised, supervised and semi-supervised methods. However, a generic summary may not always serve the purpose of augmenting user's existing knowledge due to differences in cognitive skills, background knowledge, and time-varying interests. This motivates research and development of algorithms, which generate *personal* summary to meet the *personal* knowledge needs of the user. Recent shift towards designing algorithms to generate summaries that meet user's

---

\*Corresponding author

*Email addresses:* vbhatnagar@cs.du.ac.in (Vasudha Bhatnagar), akhurana@cs.du.ac.in (Alka Khurana), vikas@cs.du.ac.in (Vikas Kumar)

knowledge requirements demonstrates the increasing demand for algorithmically generated *personal* summaries (Avinesh & Meyer, 2017; Avinesh et al., 2018; Ghodratnama et al., 2021; Dou et al., 2021; Setia et al., 2021; Maddela et al., 2022; He et al., 2022). Resultingly, *personalized* summarization is the next frontier in the field of automatic text summarization.

*Personalized* summarization is the process of condensing the text such that it accommodates the users’ preferences for the content while maintaining the primary attributes of relevance and non-redundancy in the personal summary. The task of extractive *personalized* summarization entails two sub-tasks, viz., (i) modeling the user’s knowledge preferences to be communicated to the algorithm, and (ii) extracting content from the document to best match the knowledge preferences. The extracted content (sentences) correspond to user’s knowledge needs and serve as the user-specific *personal* summary.

Users’ preferences for generating personal summaries are communicated to the algorithm in several different ways including keywords, keyphrases, concepts, entities, queries, aspects, feedback, etc., which stand-in as *semantic signals*<sup>1</sup> to the summarization algorithm for inclusion or exclusion of content. The diversity in modes for conveying user preferences to the system has driven personalized summarization research across a wide spectrum of approaches, including query-focused summarization, interactive or feedback-based summarization, aspect-based summarization, concept-based summarization, etc.

Query-focused summarization approaches accept user preferences in the form of query and extract the relevant content from the document to generate personal summary (Díaz & Gervás, 2007; Park et al., 2008; Park, 2008; Zhao et al., 2009; Luo et al., 2013; Lamsiyah et al., 2021). Interactive approaches accept user knowledge requirements (in the form of clicks or feedback) through an interface and extract compatible content from the document for personal summary (Yan et al., 2011; Avinesh et al., 2018; Ghodratnama et al., 2021; Bohn & Ling, 2021). The approach is intuitive and imparts complete freedom to the user to *choose* desired content. Aspect-based approaches generate personal summary by focusing on aspects of the document specified by the user (Berkovsky et al., 2008; Frermann & Klementiev, 2019; Tan et al., 2020; Soleimani et al., 2022). Aspect based summarization is useful for quickly understanding the key findings in a document based on the perspective desired by the user. Concept-based summarization approaches consider the document as a set of concepts and extract the sentences that connote the concepts preferred by the user (Boudin et al., 2015; Ghodratnama et al., 2021). Concept-based summarization comes handy for understanding the theme of an article. Update summarization techniques result in the personal summary that is incremental and specifically condenses the new information that has been added to a document (Li et al., 2012; Delort & Alfonseca, 2012).

Personalized summarization has been researched for a variety of genres including news articles (Ghodratnama et al., 2021; Dou et al., 2021; Zhong et al., 2022; He et al., 2022), scientific articles (Dou et al., 2021; He et al., 2022), Wikipedia articles (Dou et al., 2021; Setia et al., 2021; Hayashi et al., 2021), tweets (Chin et al., 2017), reviews (Li et al., 2019), opinions (Mukherjee et al., 2020), etc. The field has also been investigated for personalization

---

<sup>1</sup>In this paper, the phrases “knowledge signals”, “knowledge needs”, “semantic signals” and “user preferences” are used interchangeably.

of single (Jones et al., 2002; Park et al., 2008; Park, 2008; Berkovsky et al., 2008; Yan et al., 2011; Azar et al., 2015; Frermann & Klementiev, 2019; Tan et al., 2020; Dou et al., 2021; He et al., 2022) and multiple documents (Boudin et al., 2015; Avinesh et al., 2018; Xu & Lapata, 2020, 2021; Ghodratinama et al., 2021; Lamsiyah et al., 2021; Zhong et al., 2022). We give a detailed critique of the approaches in Sec. 2.2.

### 1.1. *Personalized Summarization: Challenges*

The core challenge of personalized summarization is identification and selection of important information in conformity with the knowledge signals (user preferences) specified by the user. Multifaceted growth in the area of personalized summarization has led to several modes of specifying the knowledge needs. However, diversity in the modes for conveying user preferences has sparked challenges associated with evaluation of the generated summary in accordance with user preferences and baseline studies, which are critical for development of improved algorithms.

#### 1.1.1. *Evaluation Protocol*

The first challenge relates to the protocol employed for evaluating personal summaries. Since personal summaries are inherently subjective, their quantitative evaluation by humans is inefficacious. Traditional protocol for evaluating algorithmic summaries against *generic* gold standard reference summaries using ROUGE (Lin, 2004) metric is not suitable for evaluating personal summaries, because of infeasibility of creating *personal* gold summaries for multiple knowledge signals. Semantic signals (user preferences) passed in different modes (e.g. keywords, keyphrases, aspects, concepts, queries) to a personalized summarization algorithm results into a different personal summary, necessitating creation of multiple reference summaries for evaluation purpose. Clearly, this is an insurmountable task.

The alternative protocol for quality evaluation of *personal* summary aligns with the strategy for modeling user’s knowledge preferences. The protocol followed by several recent works (Dou et al., 2021; He et al., 2022) calls for extraction of user knowledge signals (keywords, keyphrases, aspects etc.) from the *generic* gold standard reference summary and use them as input for generating *personal* summary. Since the system generated *personal* summary is expected to be richer in input semantic signals, it must result into higher ROUGE score compared to system generated *generic* summary. The flip side of this protocol is that it promotes use of *only* positive semantic signals for personal summary, completely failing to accommodate negative knowledge signals. Furthermore, lexical overlap measured by ROUGE metric is inadequate for quantitative assessment of the system generated abstractive summary (Zhang et al., 2019; Huang et al., 2020). Use of ROUGE metric is even more unseemly for evaluating personal summary because of the user subjectivity in the choice of knowledge signals.

#### 1.1.2. *Comparative Evaluation of Competing Algorithms*

Diversity in representational forms of user knowledge signals has obligated several different benchmark data-sets for evaluation of algorithms (Hayashi et al., 2021; Ahuja et al., 2022; Maddela et al., 2022). The challenge posed here is related to the issue of comparison

of algorithms, which gets complex due to different *modes* of semantic signals for accepting user knowledge preferences. Since the mode of semantic signals is tightly bound to the data-set used for evaluation, testing new algorithms using different modes on same benchmarks is incongruous. The family of algorithms that accepts specific mode of knowledge signals from the user can be evaluated using only compatible benchmark data-sets. For example, comparison of summaries generated by an entity-based summarization algorithm with an aspect-based summarization algorithm is unrealistic due to inherent difference in the notion of *aspect* and *entity*. Similarly, an algorithm performing aspect-based summarization cannot be evaluated using data-set curated for entity-based personalization algorithm.

### 1.2. Research Gaps

Systematic evaluation protocol and lack of suitable metric for *personalized* summaries pose a barrier in the growth of algorithms for personalized summarization. Since state-of-the-art is determined by empirical comparison of the algorithms, establishing a robust and adaptive protocol is imperative for driving research in the field of personalized summarization. Ideally, the protocol for evaluation of personal summary should be independent of the representational mode of semantic signal. This implies that two algorithms should be comparable irrespective of the mode of knowledge signals (e.g. aspect, entity, keywords or keyphrases). This approach also averts the need for creating mode-specific data-sets with mode-specific gold summaries for evaluation. Furthermore, the evaluation metric must measure semantic similarity with the knowledge signals to quantitatively assess the extent of personalization achieved by the algorithm, in addition to lexical overlap.

### 1.3. Contributions

To overcome the first challenge, we propose wNMF based personal summarization algorithm, which is agnostic to mode of representation of knowledge signals, and is capable of handling negative knowledge signals in addition to positive signals. The second challenge is mitigated by our proposed evaluation framework, which eliminates the need of human generated gold standard reference personal summary. We examine the algorithm and evaluation framework for personal summarization of scientific scholarly articles, which are often lengthy and contain multiple points of interest. Our specific contributions are as follows.

- (i) We present a comprehensive account of the progress made in the area of *Personalized Summarization* in Sec. 2.2.
- (ii) We propose *Personalized Summarization* algorithm *P-Summ*, which is competent to handle both negative and positive knowledge signals from the user to generate a personal summary. The algorithm elicits knowledge that is semantically related to the user-specified signals in the local and global context of the document and leverages it to meet user expectations in the personal summary (Sec. 4).
- (iii) We use Weighted Non-negative Matrix Factorization (wNMF) to expose the latent semantic space of the document and process both positive and negative knowledge signals in this space (Sec. 3).

- (iv) We propose a three-stage evaluation framework for assessing the quality of system generated personal summaries (Sec. 5).
- (v) We evaluate the performance of *P-Summ* algorithm on four public data-sets containing scientific scholarly articles and show that *P-Summ* summaries meet user expectations (Sec. 7).

## 2. Personalized Summarization: The Problem and Approaches

The aim of *personalized* summarization is to automatically generate *personal* summary of the document, which reflects user’s interests. The user communicates semantic signals ( $\mathcal{K}$ ) pertinent to her topical interests for automatic generation of personal summary. Since in the real world, individuals are often aware about the information *required* or *not required* for generating personal summary, these signals can either be *positive* or *negative*. Let positive knowledge signals ( $\mathcal{K}^+$ ) denote the knowledge that the user *desires* in summary and negative knowledge signals ( $\mathcal{K}^-$ ) denote the knowledge *not required* in the personal summary. Please note that we use  $\mathcal{K}$  to denote the knowledge of the user in general, that is, without preference or predisposition.

### 2.1. Problem Description

Given the document  $D$  and knowledge signals  $\mathcal{K}$  ( $\mathcal{K}^-$  or  $\mathcal{K}^+$ ), the *personalized* summarization algorithm generates personal summary,  $S_p$  of  $D$ , by congregating content corresponding to  $\mathcal{K}^+$  and forsaking that corresponds to  $\mathcal{K}^-$  from  $D$ . Ideally, the personal summary ( $S_p$ ) is rich in  $\mathcal{K}^+$  and devoid of  $\mathcal{K}^-$ . Simply stated, the personal summary is expected to contain diluted negative knowledge content and intense positive knowledge. This is in contrast to the system generated generic summary  $S_g$ , which prioritizes the content that is important in the global context of the document.

### 2.2. Related Works

Personalized summarization has been researched for single and multiple document settings, employing supervised and unsupervised techniques. Algorithmic personal summaries can be customized by controlling parameters such as keywords, queries, summary length, high-level topics, entities mentioned in the document and question-answers (Narayan et al., 2021; Dou et al., 2021; He et al., 2022; Ahuja et al., 2022). More recently, granularity of semantic coverage of the information articulated in the document has been explored by Zhong et al. (2022). In this section, we categorize approaches for personalized summarization on the basis of (i) mode of user knowledge signals, (ii) type of summarization algorithm adopted to generate personal summary of the document.

#### 2.2.1. Based on mode of Knowledge Signals

Various representational modes for expressing knowledge preferences include keywords, keyphrases, entities, aspects, concepts, query, feedback etc., which lead to categorization of personalized summarization algorithms on the basis of mode of knowledge signals. Here, we outline the broad categories in which the problem has been studied.

i. *Interactive Summarization*

These approaches facilitate the personalization of a document through the user interface via clicks or feedback. The user is presented the preliminary summary of the document and then prompted to provide feedback. The method considers user feedback to extract the desired content and generate personal summary of the document. The process continues iteratively until a personal summary that meets user knowledge preferences is generated.

The interactive summarization approach proposed by Jones et al. (2002) allows the user to control summary length and topics to be focused in the personal summary. The method extracts keyphrases from the document and assigns scores to them. The score of a sentence is computed by adding up the scores of keyphrases occurring in it. The user interacts with the system by choosing keyphrases to be included or excluded from the summary and assign weights to them. The system re-scores of sentences according to the weights assigned by the user and selects top scoring sentences for inclusion in personal summary. Yan et al. (2011) propose an optimization framework, which balances user interests and traditional summary attributes (coverage and diversity) to meet user expectations. Avinesh et al. (2018) propose an ILP-based framework for interactive multi-document summarization that optimizes concept coverage in the personal summary based on user needs. The generated personal summary and the concepts contained in it are presented to the user iteratively, where the user is prompted to either accept or reject the concepts to further enhance the summary. Ghodrattnama et al. (2021) present a similar approach, which aims to maximize user-desired content selection. The system iteratively learns from users’ feedback where user can accept or reject a concept (combination of words) included in the summary. Additionally, the user can change the importance of the concept and even decide the confidence level of her feedback. More recently Bohn & Ling (2021) propose a method, which models user interests as a weighted set of concepts and maximizes the importance of a sentence such that selected sentences reflect the maximum weighted similarity to the user interests.

ii. *Query-focused Summarization*

Query-focused Summarization (QFS) is one of the earliest summarization methods for creation of the personal summaries. QFS methods generate personal summary of a document based on user knowledge signals communicated as natural language queries. The query is generic and may not be specific to any object, entity, or topic in the document. These systems require the user to have prior knowledge in order to frame the input inquiry.

Works in the area of QFS use queries as positive knowledge signals, i.e., the information desired by the user in personal summary (Díaz & Gervás, 2007; Park et al., 2008; Park, 2008). These works adopt the strategy of dual scoring of a sentence, where a sentence is scored for relevance with respect to the document and additionally the user query. Subsequently, the two scores are combined using a weighted function to obtain the final

scores for sentences, and top-scoring sentences are included in the personal summary.

Query-focused Summarization has been majorly studied for multi-document summarization. Zhao et al. (2009) propose a multi-document graph-based QFS algorithm that uses sentence-to-sentence and sentence-to-word relations to expand user query and then employ a graph-ranking algorithm to select the highest scoring sentence from the document that answers the query. Luo et al. (2013) employ a probabilistic framework to model relevance, coverage, and novelty for query-focused multi-document summarization. Subsequently, a greedy sentence selection method is employed for selecting sentences for summary. More recent work by Lamsiyah et al. (2021) leverages pre-trained sentence embedding models and propose a method for query-focused multi-document summarization. Sentence embedding models are used for computing dense vector representation of sentences and user queries, and similarity between two values is computed. Subsequently, semantic similarity and BM25 model are combined to select top scoring sentence from the document based on their relevance to the query.

### iii. *Aspect-based Summarization*

Aspect-based Summarization is the task of summarizing a document for a specific point of interest. An early work by Berkovsky et al. (2008) partitions the document based on the aspects and utilizes a 4-point scale of interest for aspects. Subsequently, the content for a given aspect proportional to the user’s interest in the aspect is selected for inclusion in summary. In the last few years, aspect-based summarization has been researched using supervised approaches described in Sec. 2.2.2.

#### 2.2.2. *Based on Approach for Summarization*

In recent years, personalized summarization has been investigated using neural approaches. These approaches train summarization models using the document to be summarized, knowledge signals and gold reference summary of the document. Subsequently, the trained neural model is used to generate personal summary of the document to accommodate user’s knowledge preferences.

Azar et al. (2015) present a query-based single document summarization method that learns a condensed representation of the document using an ensemble of noisy auto-encoders, which in turn leverages the query to select relevant parts of the document for the final summary. Frermann & Klementiev (2019) follow a neural encoder-decoder architecture with attention for the task of aspect-specific summarization and is capable of generating abstractive and extractive aspect-driven summaries of the document. Tan et al. (2020) propose a neural model for abstractive aspect-based summarization, which leverages external knowledge sources such as WordNet and Wikipedia for enriching weak supervision in training and creates a robust model to summarize any aspect. Soleimani et al. (2022) propose a zero-shot model for aspect based summarization and employ self-supervised pre-training to improve the performance on unseen aspect. Fig. 1 summarizes the approaches proposed for personalized summarization.

### 2.3. Personalized Summarization Challenges

Neural models for personalized summarization majorly consider only positive signals ( $\mathcal{K}^+$ ) and aim to extract semantically matching knowledge from  $D$ . These methods are trained using triples of the form  $\langle D, \mathcal{K}, S \rangle$ , where  $D$  is document to be summarized,  $\mathcal{K}$  is knowledge desired by the user (implicitly  $\mathcal{K}^+$ ) and  $S$  is the gold standard reference summary of the document. Inability of neural methods to handle negative knowledge signals ( $\mathcal{K}^-$ ) is expected due to the impracticality of including training samples where the personalized gold reference summary *does not* contain knowledge *not desired* by the user, i.e., in the triple  $\langle D, \mathcal{K}^-, S \rangle$ , summary  $S$  does not contain the knowledge signals  $\mathcal{K}^-$ . In absence of such training examples the model is unable to learn to selectively *ignore* document content corresponding to  $\mathcal{K}^-$  and generate summary that does not include the knowledge already possessed by the user.

*Our proposal for personalized summarization fulfills this research gap and is capable of including positive knowledge or excluding negative knowledge, as per user needs.*

#### Personalized Summarization Approaches

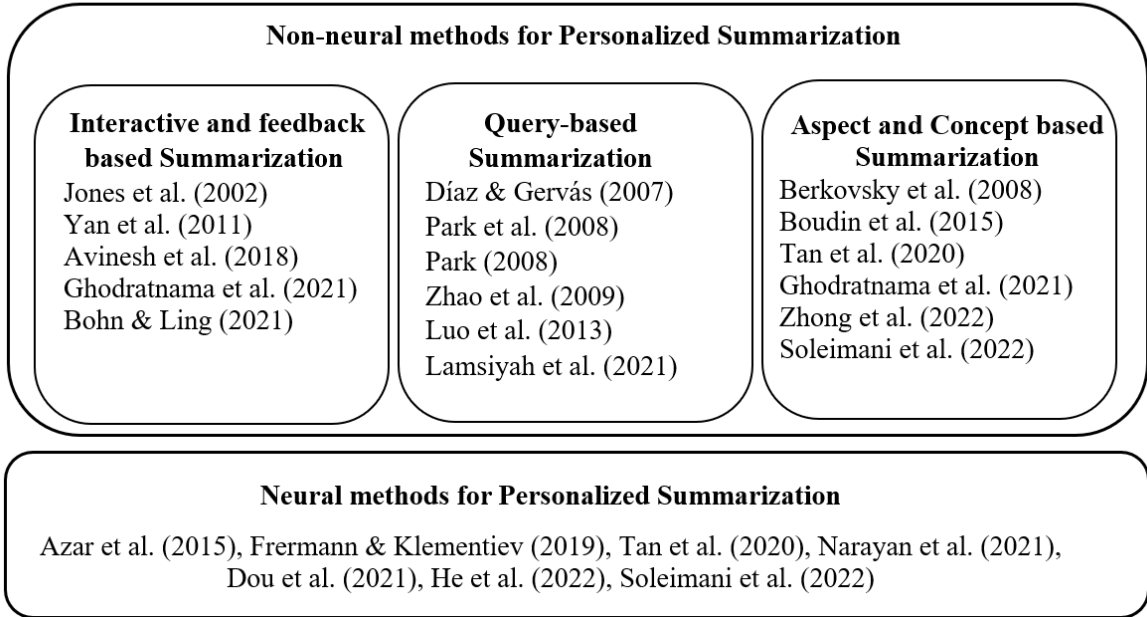


Figure 1: Approaches for Personalized Summarization

### 3. Personalized Summarization - Handling Positive and Negative signals

As stated in Sec. 2.1, a *personal* summary of a document aims to capture the vital content from the document to meet the knowledge needs of the user. User may express knowledge signals ( $\mathcal{K}$ ) as keywords *present* in the document. Existing background knowledge, which is banal for the user and *not desired* in the summary is explicitly expressed as  $\mathcal{K}^-$ , whereas



the new knowledge *desired* in the personal summary is represented by  $\mathcal{K}^+$ . The proposed personalized summarization algorithm down-scores the sentences that semantically match  $\mathcal{K}^-$ , and up-scores those matching  $\mathcal{K}^+$ .

Down-scoring sentences that convey background knowledge of the user can be effectuated by penalizing  $\mathcal{K}^-$  either directly in the document space or in the latent semantic space of the document. Since a sentence in the document space may possibly convey more than one concept, simply eliminating sentences containing negative signals is an extreme penal action. Any strategy to directly penalize a sentence in the document space is naive because it inadvertently blocks other important information conveyed in the sentence. Ergo, inspecting the latent semantic space discreetly is a compelling need for bypassing *known* knowledge. Similarly, scouring the document space and simply choosing sentences containing  $\mathcal{K}^+$  is also a naive action, since it may result in the inadvertent inclusion of redundant information. Further, it is prudent to identify sentences that not only convey desired knowledge ( $\mathcal{K}^+$ ), but also semantically related information. Therefore, analysis of latent semantic space of the document also benefits up-scoring of sentences that comprise positive knowledge signals.

Conventional techniques to uncover latent space of the document include LSA (Deerwester et al., 1990), NMF (Lee & Seung, 1999), LDA (Blei et al., 2003) etc. We choose to go with relatively recent method of Weighted Non-negative Matrix Factorization (Kim & Choi, 2009) because of its ability to divulge the importance of terms and sentences in the latent semantic space of the document. Weighted NMF empowers the proposed *P-Summ* algorithm to penalize (or reward) the keywords in  $\mathcal{K}^-$  (or  $\mathcal{K}^+$ ) individually, based on how much do they contribute to the latent topics in the document.

### 3.1. Weighted Non-negative Matrix Factorization

Consider term-sentence matrix  $A_{m \times n}$  representing document  $D$ , containing  $n$  sentences  $\{S_1, S_2, \dots, S_n\}$  and  $m$  terms  $\{t_1, t_2, \dots, t_m\}$ . Rows in matrix  $A$  correspond to terms in  $D$ , columns represent the sentences and element  $a_{ij} \in A$  represents the occurrence of term  $t_i$  in sentence  $S_j$ . Let  $W_{m \times n}$  be a matrix of non-negative weights, where the entry  $w_{ij}$  controls the prominence of the element  $a_{ij}(\in A)$  in the latent space. Weighted Non-negative Matrix Factorization (wNMF) decomposes the matrix  $A_{m \times n}$  into two non-negative factor matrices  $U_{m \times r}$  and  $V_{r \times n}$  such that the objective function,  $\|W \odot (A - UV)\|_F^2$  is minimized. Here,  $\odot$  denotes Hadamard product and  $r(\ll m, n)$  is the number of latent factors ( $\tau_1, \tau_2, \dots, \tau_r$ ) into which the document  $D$  is decomposed. Matrix  $W$ , when initialized with all 1's, leads to standard NMF.

In the current context, matrix  $A$  represents the relationship among terms and sentences in the document, matrix  $U$  captures relationship among the terms and latent factors, and matrix  $V$  represents relationship among the latent factors and sentences in the latent semantic space of  $D$ . Element  $u_{ij}$  in  $U$  denotes the strength of term  $t_i$  in the latent topic  $\tau_j$ , and element  $v_{ij}$  in  $V$  represents the strength of latent topic  $\tau_i$  in sentence  $S_j$ . These representations maintain conformity with the weights assigned to the terms in  $A$ .

### 3.2. Penalty and Reward for Knowledge Signals

Recall that generation of personal summary necessitates regulating the sentence score to adapt summary to the user-specified knowledge signals ( $\mathcal{K}^-$  or  $\mathcal{K}^+$ ). *Penalizing* and *rewarding* the constituent terms of sentences via wNMF is a viable strategy to control sentence scores appropriately. The weights in matrix  $W$  are exploited to penalize terms in  $\mathcal{K}^-$  and reward those in  $\mathcal{K}^+$  in the latent semantic space. The sentence strength ( $v_{ij}$ ) and term strength ( $u_{ij}$ ) in the resulting factor matrices are effective indicators of the content preferred for exclusion or inclusion in the personal summary. Since weights in  $W$  correspond to the terms occurring in  $D$ , we fragment keyphrases in the knowledge signals into uni-grams (terms).

#### 3.2.1. Identify Semantically related Terms

An effective personal summary must not only avoid (or include) the content directly conveyed by the user specified knowledge signals, but must also consider other semantically related content in the document. To affect this, we make use of the established premise that terms co-occurring in a sentence are semantically related to each other and tend to purport closely linked meanings (Gerlach et al., 2018). Accordingly, we identify terms that co-occur with those comprising user knowledge signals. Collectively, these terms are semantically related to the knowledge signals specified by the user and form a cohort. They all must be penalized or rewarded concomitantly, albeit to the extent to which they contribute to the topics comprising the user knowledge signals.

Semantic relatedness of terms in a sentence is elegantly captured by the graph representation of the text (Sonawane & Kulkarni, 2014). Accordingly, we create an undirected, weighted co-occurrence graph  $\mathcal{G} = (N, E, F)$  of the terms in document  $D$ . Here,  $N$  is the set of nodes and node  $n_i \in N$  corresponds to the term  $t_i \in D$ .  $E(\subseteq N \times N)$  is the set of weighted edges and an edge  $e_{ij} \in E$  indicates that terms  $t_i$  and  $t_j$  co-occur in sentences of  $D$  with frequency  $f_{ij}$  serving as edge weight.

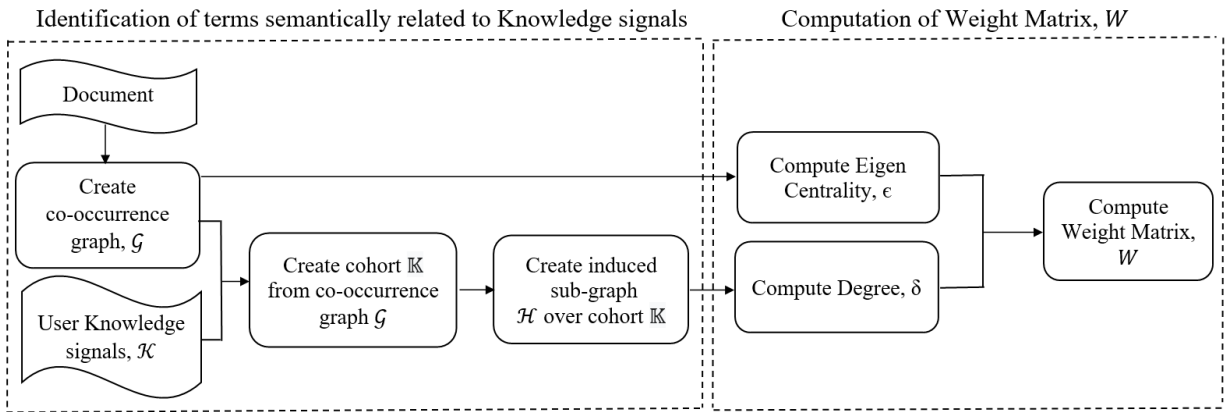


Figure 2: Approach for computing weight matrix  $W$

Schematic of the approach for identifying terms semantically related to user knowledge is shown in the left box in Fig. 2. Given the document  $D$  and user knowledge signal  $\mathcal{K}$ , we first

create the co-occurrence graph  $\mathcal{G}$  of  $D$ . We then augment  $\mathcal{K}$  by adding one-hop neighbours of all terms contained in it to yield the augmented set  $\mathbb{K}$  denoted as *one-hop-neighbours*( $\mathcal{K}$ ). Effectively,  $\mathbb{K}$  is the cohort of all terms that are semantically related to the user knowledge signal. The sub-graph  $\mathcal{H}$  induced from  $\mathcal{G}$  using terms in  $\mathbb{K}$  betokens the semantic structure of user knowledge signal and related terms. The two graphs, that is, co-occurrence graph  $\mathcal{G}$  and induced sub-graph  $\mathcal{H}$ , are instrumental in accommodating user preferences for the personal summary in the latent space. In the figure, induced sub-graph  $\mathcal{H}$  symbolizes  $\mathcal{H}^-$  (or  $\mathcal{H}^+$ ), corresponding to user knowledge signals  $\mathcal{K}^-$  (or  $\mathcal{K}^+$ ). In the interest of clarity, we summarize the notations introduced so far in Table 1.

Symbol	Description
$\mathcal{K}$ ( $\mathcal{K}^-$ or $\mathcal{K}^+$ )	Knowledge signals specified by the user (not desired or desired in the summary)
$\mathcal{G}$	Co-occurrence graph of the document $D$
$\mathbb{K}$	Set of terms in $\mathcal{K}$ and semantically related terms in $D$
$\mathcal{H}$ ( $\mathcal{H}^-$ or $\mathcal{H}^+$ )	Sub-graph of $\mathcal{G}$ , induced from terms in $\mathbb{K}$ (corresponding to $\mathcal{K}^-$ or $\mathcal{K}^+$ )

Table 1: Notations for user specified knowledge signals and semantically related terms from the document

### 3.2.2. Setting Weight Matrix

The next step is to regulate the weight of terms in  $\mathbb{K}$  for penalization (or reward) in the latent semantic space. We design a principled mechanism to set matrix  $W$ , such that the weights for terms (knowledge signals) in  $\mathcal{K}^-$  are less than one, and those in  $\mathcal{K}^+$  are greater than one. Furthermore, weights must be in consonance with importance of the terms in the *global* and the *local* contexts of the document, ensconced in  $\mathcal{G}$  and  $\mathcal{H}$  respectively.

A term is important if it co-occurs with other important terms in the document. *Eigen centrality* of a node in the co-occurrence graph  $\mathcal{G}$  encapsulates this idea (Zaki et al., 2014). In the current context, *eigen centrality* of nodes in  $\mathcal{G}$  quantifies importance of terms in the global context of the document  $D$ . Given the term  $t_i \in \mathbb{K}$  and the corresponding node  $n_i \in \mathcal{G}$ , we denote its eigen centrality by  $\epsilon_i$  signifying the global importance of  $t_i$ . Due to its construction,  $\mathcal{H}$  has a diameter of two, and hence computing *eigen centrality* is not meaningful. Further,  $\mathcal{H}$  condenses local context of the terms in document. *Degree*  $\delta_i$  of the node (term  $t_i$ ) indicates the importance of node in local context. Here,  $\delta_i$  is computed using  $\mathcal{H}$  ( $\mathcal{H}^-$  or  $\mathcal{H}^+$ ) based on the  $t_i$  under consideration. A node with higher degree in  $\mathcal{H}$  co-occurs more frequently with terms that are semantically close to it. Each term  $t_i \in \mathbb{K}$  is assigned weight, which is a function of  $\delta_i$  (importance in the local context) and  $\epsilon_i$  (importance in global context). The right box in Fig. 2 outlines the approach for computing Weight matrix,  $W$ .

It is important to note that for any extractive personal summarization method, penalization (or reward) of terms in  $\mathbb{K}$  is instrumental in down-scoring (or up-scoring) the sentences containing these terms. For this reason, design of the weighting function is critical to effectiveness of the proposed personal summarization algorithm. Conjecturing that the

penalization (or reward) of the terms should be in conformity with their importance in both local and global context of the document text, we propose the following weighting scheme.

Consider the term  $t_i \in \mathbb{K}$  occurring in sentence  $S_j$ . Since wNMF authorizes setting of term-wise importance of the words in each sentence, we need to set  $w_{ij} = 1$  if  $t_i$  does not appear in  $S_j$ . Otherwise, the weight is set to less (or more) than one if the user has specified the term as negative (or positive) knowledge signal. Equations 1a and 1b quantify the weight of term  $t_i$  in sentence  $S_j$  for negative and positive knowledge signals, respectively. The computation accounts both local and global importance of the term  $t_i$  using its eigen vector centrality ( $\epsilon_i$ ) in  $\mathcal{G}$ , and degree  $\delta_i$  in  $\mathcal{H}$ .

$$w_{ij} = \begin{cases} e^{-\delta_i * \epsilon_i * I(t_i \in S_j)}, & \text{if } t_i \in \text{one-hop-neighbours}(\mathcal{K}^-) \\ e^{+\delta_i * \epsilon_i * I(t_i \in S_j)}, & \text{if } t_i \in \text{one-hop-neighbours}(\mathcal{K}^+) \end{cases} \quad (1a)$$

$$(1b)$$

The use of  $I(\cdot)$ , the indicator function (1 if term  $t_i \in S_j$ , zero otherwise) guarantees that  $w_{ij} = 1$  in case the term does not appear in the sentence. Post-factorization, strengths of terms and sentences in the latent semantic topics are reduced (or boosted) to favour their exclusion (or inclusion) in the personal summary based on the type of user knowledge signal. Long documents result into large graphs, which lead to large values of eigen centralities. In such cases, the exponents in Eq. 1b for terms in positive knowledge signal result into exaggerated weights. Normalization, in such situations is necessary to ensure that the weight values do not interfere with convergence of wNMF.

---

**Algorithm 1:** Algorithm for computing weight matrix,  $W$

---

**Input:** Term-sentence matrix  $A_{m \times n}$ , Co-occurrence graph  $\mathcal{G}$ , User knowledge signal  $\mathcal{K}$  ( $\mathcal{K}^-$  or  $\mathcal{K}^+$ )

**Output:** Weight Matrix,  $W_{m \times n}$

```

1  $W \leftarrow [1]_{m \times n}$ ;
2  $\epsilon \leftarrow \text{Eigen-Centrality}(\mathcal{G})$ ; // Eigen centrality of terms in  $\mathcal{G}$ 
3  $\mathbb{K} \leftarrow \text{one-hop-neighbours}(\mathcal{K})$ ;
4  $\mathbb{K} \leftarrow \mathbb{K} \cup \mathcal{K}$ ; // Cohort of terms in user signals  $\mathcal{K}$ 
5  $\mathcal{H} \leftarrow \text{Induced-Subgraph}(\mathbb{K})$ ; // Induced subgraph over cohort  $\mathbb{K}$ 
6  $\delta \leftarrow \text{Degree}(\mathcal{H})$ ; // Degree of terms in  $\mathcal{H}$ 
7 foreach  $t_i \in \mathbb{K}$  do
8   for  $j \leftarrow 1$  to  $n$  do
9     if  $I(t_i \in S_j)$  then
10       $\quad$   $\quad$  Compute  $w_{ij}$  using Eq. 1a to penalize (Use Eq. 1b to reward)

```

---

Algorithm 1 presents the procedure for computing the weight matrix  $W$ . Input parameters to the algorithm are term-sentence matrix  $A$  for the document to be summarized, its co-occurrence graph  $\mathcal{G}$ , and knowledge signals  $\mathcal{K}$  ( $\mathcal{K}^-$  or  $\mathcal{K}^+$ ). Weight matrix  $W$ , which has same dimensions as  $A$ , is initialized with all one's in step 1. Step 2 computes the eigen

centrality of nodes in graph  $\mathcal{G}$ . Next, step 3 retrieves one-hop neighbours for the terms in user signals  $\mathcal{K}$  and denotes the resultant set by  $\mathbb{K}$ . Step 4 augments set  $\mathbb{K}$  with the terms in knowledge signal ( $\mathcal{K}$ ) given by the user and creates the cohort of terms representing the knowledge *not desired* (or *desired*) in summary. In step 5, the algorithm creates the induced sub-graph  $\mathcal{H}$  for terms in cohort  $\mathbb{K}$ , and step 6 computes the degree of nodes. The loop in steps 7-10 iterates to compute weights of the terms (penalty or reward) *not desired* or *desired* by the user in the personal summary.

### 3.3. Number of latent factors

The number of latent factors,  $r$ , into which the term-document matrix  $A$  is to be decomposed determines the dimensions of the latent semantic space of  $D$ . This is a decisive hyper-parameter for weighted non-negative matrix factorization of  $A$ . Ideally, the number of dimensions for factorization of  $A$  corresponds to the number of core concepts (topics) described in the document. Decomposing into more than optimal number of topics diffuses the focus of the topics, while decomposing in lesser topics leads to multiple concepts being addressed in a topic. Both situations can potentially degrade the sentence selection for personal summary. Finding optimal number of latent topics in a text document is a challenging task because it depends on several factors including writing style adopted by the author, desired summary length and background knowledge of the writer.

Early methods for extractive summarization using NMF put the onus of deciding the number of latent factors on the user (Park et al., 2008; Park, 2008; Lee et al., 2009). Alguliev et al. (2011) compute the number of latent topics as ratio of number of unique terms to the total terms in the document. This method is straightforward and takes into account term-level information in the document. However, the method ignores the relationship between terms, which is pertinent for computing the number of topics. Khurana & Bhatnagar (2021) employ community detection algorithm in the graph representation of text, and use the number of detected communities as the number of latent topics (concepts). The method captures the semantic relatedness of the terms, which is relevant for identifying latent topics in the document.

Since a topic in the document is articulated as the set of semantically related and frequently co-occurring terms, the idea of the number of detected communities over  $\mathcal{G}$  serving as the number of latent topics in document  $D$  is appealing. Following this approach, we set  $r$  to the number of communities detected in  $\mathcal{G}$  using Louvain algorithm (Blondel et al., 2008), which is an efficient community detection algorithm and is parameter-free.

## 4. P-Summ – The Proposed Algorithm

Post-factorization, matrices  $U$  and  $V$  relate the *terms-sentences-topics* in the latent semantic space of the document. The two matrices mask the penalties and rewards of the terms and can be effectively employed to select sentences for the personalized summary. Sentences that are semantically close to the knowledge expressed in  $\mathcal{K}^-$  must be avoided for inclusion in the personal summary, while those which are close to  $\mathcal{K}^+$  should be treated favourably.

Since the role of the terms corresponding to user knowledge signal for generating personal summary is paramount, we follow the term-based sentence scoring method proposed earlier by Khurana & Bhatnagar (2019). The method, NMF-TR, is grounded on the principle that terms with higher contribution to the latent topics of the document construe the content of the document better than those with lower contribution. NMF-TR considers the sentence score as the sum of contributions of terms contained in it, and efficiently computes the sentence score as follows.

$$Score(S_j) = \sum_{i=1}^m \phi_i * I(t_i \in S_j), \quad (2)$$

where  $\phi_i$  represents normalized contribution of term  $t_i$  in  $r$  latent topics and is computed from the term-topic matrix  $U$ . If  $u_{iq}$  ( $\in U$ ) denotes the strength of term  $t_i$  in latent topic  $\tau_q$ , then

$$\phi_i = \frac{\sum_{q=1}^r u_{iq}}{\sum_{p=1}^m \sum_{q=1}^r u_{pq}} \quad (3)$$

The indicator  $I(\cdot)$  in Eq. 2 denotes the occurrence of term  $t_i$  in sentence  $S_j$ .

---

**Algorithm 2:** P-Summ Algorithm

---

**Input:** Document  $D$ , User knowledge signals  $\mathcal{K}$  ( $\mathcal{K}^-$  or  $\mathcal{K}^+$ ), Summary-length  $\mathcal{L}$

**Output:** Personal Summary,  $S_p$

- 1 Pre-process  $D$  and create term-sentence matrix  $A$ ;
  - 2 Create co-occurrence graph  $\mathcal{G}$  for document  $D$ ;
  - 3 Apply community detection to compute number of topics,  $r$ , in  $D$ ;
  - 4 Use  $A$ ,  $\mathcal{G}$ ,  $\mathcal{K}$  to create weight matrix  $W$  using Algorithm 1;
  - 5  $U, V \leftarrow \text{wNMF}(A, W, r)$ ;
  - 6 Score the sentences in  $D$  using Eq. 2;
  - 7 Select top-scoring sentences to generate personal summary,  $S_p$  of length  $\mathcal{L}$ ;
- 

Algorithm 2 outlines the proposed *P-Summ* algorithm, which accepts three inputs, viz. document  $D$ , user’s knowledge  $\mathcal{K}$  and summary length  $\mathcal{L}$ . Step 1 pre-processes document  $D$  by removing punctuation, stop-words and performing lemmatization<sup>2</sup> to create term-sentence matrix  $A$ . Step 2 creates a co-occurrence graph  $\mathcal{G}$  of the terms in  $D$ . In next step, we compute the number of latent topics  $r$  using community detection based Louvain algorithm Blondel et al. (2008). Step 4 sets the weight matrix  $W$  using Algorithm 1. Next step decomposes  $A$ , weighted by  $W$ , using wNMF with  $r$  topics. In step 6, *P-Summ* scores the sentences in  $D$  using Eq. 2. Finally, top scoring sentences are selected for inclusion in the algorithmic personal summary while delimiting the summary length.

---

<sup>2</sup>We employ spaCy’s “en\_core\_web\_sm” model for lemmatization.

## 5. Evaluation Framework for Personal Summaries

ROUGE is a classical evaluation measure to assess performance of automatic summarization algorithms, which quantifies the lexical overlap between algorithmic (system generated) and ground-truth (gold standard) summaries (Lin, 2004). Recent advocacy against ROUGE metric emanated due to its inability to capture semantic relatedness between the algorithmic and gold standard summaries, and this has motivated novel semantics based measures using large language models (Zhang et al., 2019; Fabbri et al., 2021). However, writing personal summaries for multiple perspectives (e.g. topics, entities, sentiment, etc.) is an insurmountable task not only due to the human effort involved, but also due to bias injection. Therefore, dependence on ROUGE measure hinders quantitative assessment of the quality of system generated personal summaries. This is due to the infeasibility of obtaining human-written gold standard summaries for personal summarization task.

We argue that in the setting of personalized summarization, comparison of system generated *personal* summaries against system generated *generic* summaries is an objective measure for quality assessment. System generated *personal* summary, when compared against the corresponding high quality generic summary generated by an existing algorithm, objectively divulges the extent to which *desired* knowledge has been introduced or the extent to which *undesired* knowledge has been eliminated from the generic summary. Assuming that the system generated generic summary is of high quality, this strategy completely insulates the quality evaluation of personal summary from variations due to human subjectivity (bias) in reference summaries.

We propose a multi-granular evaluation framework to address the difficulties associated with evaluation of personal summaries. The framework relies on a high quality system-generated *generic* extractive summary<sup>3</sup> ( $S_g$ ), which faithfully conveys the important ideas of the document. The underlying principle for the proposed framework is that the *personal* summary ( $S_p$ ) of a document minimizes undesired knowledge ( $\mathcal{K}^-$ ) contained in  $S_g$  and maximizes the content related to desired knowledge ( $\mathcal{K}^+$ ). The framework operates at three levels of granularity, sentence level being the coarse and the latent semantic level being the finest granularity. At the middle level, comparison of term distributions of  $S_g$  and  $S_p$  indicates the extent of personalized knowledge injected in  $S_p$ . An effective personal summarization method generates *personal* summary that deviates from the *generic* summary in conformity with the user-given knowledge signals.

### 5.1. Sentence-level Evaluation

Considering summaries  $S_p$  and  $S_g$  as sets of sentences, the extent of personalization achieved by the algorithm is measured by the overlap of sentences between  $S_p$  and  $S_g$ . In case the user specifies  $\mathcal{K}^-$ , sentences semantically matching  $\mathcal{K}^-$  are displaced from  $S_g$  in favor of other important ideas in the document. For  $\mathcal{K}^-$ , lower overlap is indicative of higher personalization of  $S_p$ . Despite that, overall significance of the sentence in the document is

---

<sup>3</sup>With several summarization algorithms in place (Gambhir & Gupta, 2017; El-Kassas et al., 2021), choices exist for generating high quality generic summaries.

a critical factor for its inclusion in the generic and personal summary. Similar situation is observed in case of positive signals sentences, where more sentences related to  $\mathcal{K}^+$  are introduced in  $S_p$  after nudging out unrelated sentences from  $S_g$ .

We use Jaccard Index (JI) to gauge quantum of new knowledge introduced in the personal summary, relative to the generic one. The metric is simple, efficient and effective measure to quantify overlapping between two sets. High value of Jaccard Index indicates that very few sentences have inched into personal summary, and the algorithm probably did not adequately acknowledge the user preferences. Low (or high) value of JI indicates effectiveness of the algorithm by exclusion (or inclusion) of knowledge in accordance with  $\mathcal{K}^-$  (or  $\mathcal{K}^+$ ). Further, as the number of terms in the knowledge signal increase, the value of JI decreases indicating higher degree of personalization.

### 5.2. Term-level Evaluation

Considering  $S_p$  and  $S_g$  as collection of terms, the difference in their distributions indicates the extent of personalization achieved by the algorithm. We postulate that the distance between distributions of terms in the two summaries is proportional to the amount of new knowledge injected in  $S_p$ , relative to generic summary  $S_g$ .

We employ Jensen-Shannon distance to quantify the difference between distributions of terms in *personal* and *generic* summaries for quality assessment of  $S_p$ . High value of the metric indicates admittance of higher number of new terms, which proxy for new knowledge in the personal summary. With increase in the number of terms in the knowledge signals, distance between the two distributions is expected to increase.

### 5.3. Semantic-level Evaluation

Sentence- and term-level measures have lexical orientation and are inadequate to assess how a personal summary is *semantically* different from the generic summary. Quantifying the difference between  $S_p$  and  $S_g$  at latent semantic level reveals ability of the algorithm to personalize at the finest level of granularity. We perform this evaluation by comparing the semantic similarity between the knowledge signals and,  $S_p$  and  $S_g$  as described below.

Let  $\sigma(S, \mathcal{K})$  denote the semantic similarity between knowledge signals and summary<sup>4</sup>. Under the assumption that  $S_g$  comprises *important sentences* about the *salient topics* contained in  $D$ , we conjecture that personal summary,  $S_p$  is semantically less similar to negative knowledge signals than the generic summary, that is,  $\sigma(S_p, \mathcal{K}^-) \leq \sigma(S_g, \mathcal{K}^-)$ . The underlying reason is that  $\mathcal{K}^-$  has been stripped-off from  $S_p$  by the algorithm, while  $S_g$  contains it in bits-and-pieces. On the other hand, for positive (desired) knowledge signals, the personal summary is richer in  $\mathcal{K}^+$  than the generic summary, that is,  $\sigma(S_p, \mathcal{K}^+) \geq \sigma(S_g, \mathcal{K}^+)$ .

We quantify the effectiveness of personal summaries at the semantic level by computing the ratio of semantic similarity of knowledge signal with personal and generic summaries, and denote it as

$$\mathcal{R} = \frac{\sigma(S_p, \mathcal{K})}{\sigma(S_g, \mathcal{K})} \quad (4)$$

---

<sup>4</sup>We present the method of computing semantic similarity in Appendix A.1.



Ideally, the personal summary that acknowledges negative knowledge signals results in  $\mathcal{R} \leq 1$ , the one for positive signals results in  $\mathcal{R} \geq 1$ . For clarity, we denote semantic similarity of the summaries with negative knowledge signals by  $\mathcal{R}^-$ , and with positive knowledge signals as  $\mathcal{R}^+$ . The premise stated for  $\mathcal{R}^+$  holds prominently for combinations of summary length and number of keywords that admit more positive knowledge. For smaller summary lengths and fewer keywords, value of ratio  $\mathcal{R}^+$  may be less than one. This is because extractive summary is influenced by several factors including writing style of document, length of the document, and the quality of keywords used as knowledge signals. Furthermore, for the combination of the set of keywords used as user knowledge signals and the length of personal summary, ratio  $\mathcal{R}^-$  should ideally be less than the corresponding value of  $\mathcal{R}^+$ . This is because a personal summary that respects  $\mathcal{K}^-$  suppresses information in personal summary and is thus semantically less close to  $S_g$  than the personal summary generated by considering the same signals as  $\mathcal{K}^+$ .

Note that all three metrics use generic summary of the document as reference for performance evaluation, thereby completely eliminating the need for human-written gold standard *personal* summaries.

## 6. Experimental Design

In this section, we describe the experimental setup for performance evaluation of the proposed *P-Summ* algorithm. The algorithm is implemented in Python 3.7 using *NLTK*, *scikit-learn*, *textmining*, and *wNMF* libraries. All the experiments are performed on Windows 10 machine with Intel(R) Core(TM) i7-10700 CPU and 64 GB RAM.

Table 2: Overview of experimental data-sets.  $|D|$ : Number of documents,  $L_{avg}$ : Average document length (in words),  $N_{avg}$ : Average number of sentences,  $S_{avg}$ : Average sentence length (in words)

	CL-SciSumm Test Set			AIPubSumm Test Set
	2016	2017	2018	
<i>Domain</i>	Computational Linguistic			Artificial Intelligence
$ D $	10	10	20	62
$L_{avg}$	3505	2954	3467	6736
$N_{avg}$	175	158	165	316
$S_{avg}$	20	19	21	21

### 6.1. Data-sets

We use four public data-sets consisting of scientific scholarly articles to assess the quality of *personal* summaries generated by *P-Summ* algorithm. First three data-sets are collections of ACL articles from CL-SciSumm Shared Task data-sets 2016 - 2018 (Jaidka et al., 2016, 2017, 2018). The fourth data-set, AIPubSumm, consists of research articles from Artificial Intelligence domain (Cagliero & La Quatra, 2020). Since *P-Summ* is an unsupervised algorithm, we do not use training, validation sets, and evaluate the performance of the proposed algorithm using test sets. Table 2 summarizes the basic statistics for the four experimental data-sets.

### 6.2. Simulating User Knowledge Signal

We consider author-defined keywords as prominent topics or concepts described in a scientific article and use them to simulate user knowledge signals for generating personal summaries. Each article in AIPubSumm data-set is accompanied by a set of atmost five author-defined keywords<sup>5</sup>, which proxy as  $\mathcal{K}^-$  or  $\mathcal{K}^+$ . Since author-defined keywords for CL-SciSumm data-sets are not available, we extract five top-scoring bi-grams from the documents using BERT-based keyword extraction algorithm KeyBERT (Grootendorst, 2020) and use them to simulate user knowledge preferences.

### 6.3. Evaluation Strategy

Our experiments span over three dimensions along which the proposed *P-Summ* algorithm is evaluated.

- i. Type of knowledge signal - We use the same set of keywords as negative and positive knowledge signal and generate corresponding personal summaries. Comparison of evaluation metrics for the two contrasting summaries highlights the effectiveness of scoring functions in Equations 1a and 1b, and the proposed *P-Summ* algorithm.
- ii. Strength of knowledge signal - The strength of knowledge signal is controlled by the number of keywords comprising it. We generate summaries of varied lengths for each knowledge type ( $\mathcal{K}^-$  or  $\mathcal{K}^+$ ) and signal strength. Quantitative evaluation of these summaries reveals the effect of summary length on the level of personalization achieved by the algorithm.
- iii. Summary Length - We investigate the effect of increasing summary lengths on the level of personalization achieved by the proposed algorithm.

### 6.4. Presentation of Results

We present the results for each data-set in three tables corresponding to the three metrics viz. Jaccard Index, Jensen Shannon Distance and ratio  $\mathcal{R}$ , described in Sec. 5. Each table is horizontally partitioned into two parts and shows the results for negative and positive signals for same set of keywords. For each type of signal, results are presented for different summary lengths and signal strengths.

The table consists of five rows corresponding to the number of keywords considered as knowledge signals  $\mathcal{K}$  ( $\mathcal{K}^-$  or  $\mathcal{K}^+$ ). Each value in the cell is macro-average over the algorithmic personal summaries of specific summary length and signal strength for all the documents in the data-set. Metric score for each document is computed by averaging the quality scores of the personal summaries obtained by considering all possible combinations of keywords in  $\mathcal{K}$ . We clarify the underlying idea with the help of an example.

---

<sup>5</sup>We consider 62/66 documents containing author-defined keywords for experimentation.

**Example 1.** Consider a document  $D$  with five author specified keywords. Suppose we choose to examine the summary quality with three keywords. We generate  $\binom{5}{3}$  personal summaries corresponding to all possible combinations of keywords and compute evaluation metrics for each summary. Subsequently, we average  $\binom{5}{3}$  scores to assess summary quality for  $D$  with knowledge signal comprising three keywords.

Averaging the metric score over all possible combinations of keywords mitigates the effect of variation due to the quality of keywords.

## 7. Performance Evaluation of P-Summ

This section reports the results of performance evaluation of the proposed *P-Summ* algorithm using four data-sets described in Sec. 6.1. It is challenging to evaluate the efficacy of the proposed *P-Summ* algorithm while considering negative and positive knowledge preferences simultaneously. Therefore we assess the performance of *P-Summ* algorithm while considering negative and positive knowledge preferences separately.

We present dataset-wise results in Sections 7.1 (Table 3) and 7.2 (Tables 4-6). In each table, first four columns on the left present the results for negative knowledge signals and the right four columns correspond to positive knowledge signals. We are unable to evaluate the performance of the proposed *P-Summ* algorithm with existing personalized summarization algorithms because diverse modes of specifying user preferences and their tight binding with data-set makes the comparison difficult. Further, none of the existing personalized summarization algorithms can be considered as state-of-the-art since there are no standard data-sets and evaluation metrics available to assess and compare the performance of these algorithms (Refer to Sec. 1.2).

### 7.1. Performance Evaluation on AIPubSumm data-set

Tables 3a - 3c present the results for personal summaries for the articles in AIPubSumm test set, where author-defined keywords given with the articles serve as knowledge signals.

#### 7.1.1. Results for Negative Knowledge Signals

Table 3a shows Jaccard Index (JI) for different summary lengths (in columns) and signal strengths (in rows). Decrease in the number of overlapping sentences with increase in signal strength is attributed to the greater elimination of the user specified knowledge, and induction of *new* knowledge in the personal summary. As the number of keywords in  $\mathcal{K}^-$  increase, the summary becomes increasingly personalized and the commonality between the personal summary ( $S_p$ ) and generic summary ( $S_g$ ) decreases, thereby lowering the Jaccard Index.

Consistently increasing Jensen-Shannon distance with increase in the number of keywords ratifies the trend exhibited by JI (first four columns of Table 3b). Induction of newer sentences due to increased signal strength (i.e. number of keywords) leads to divergence in the distribution of terms in  $S_p$  and  $S_g$ , which manifests as increasing Jensen-Shannon distance.

Table 3: Performance of *P-Summ* on AIPubSumm data-set. kw: number of keywords in  $\mathcal{K}$ ,  $\mathcal{D}$ : document length, JI: Jaccard Index, JSD: Jensen-Shannon distance,  $\mathcal{R}$ : ratio of semantic similarities (Eq. 4)

(a) AIPubSumm Jaccard Index

kw	Negative Signals				Positive Signals			
	10% * $\mathcal{D}$	15% * $\mathcal{D}$	20% * $\mathcal{D}$	25% * $\mathcal{D}$	10% * $\mathcal{L}$	15% * $\mathcal{D}$	20% * $\mathcal{D}$	25% * $\mathcal{D}$
1	0.1782	0.1850	0.1907	0.2020	0.7025	0.7305	0.7190	0.7384
2	0.1021	0.1031	0.1114	0.1218	0.7045	0.7249	0.7204	0.7436
3	0.0853	0.0793	0.0889	0.0983	0.7105	0.7243	0.7168	0.7445
4	0.0892	0.0837	0.0862	0.0931	0.7121	0.7223	0.7101	0.7461
5	0.0966	0.0896	0.0917	0.0919	0.6978	0.7182	0.7356	0.7604

(b) AIPubSumm Jensen-Shannon Distance

	Negative Signals				Positive Signals			
	10% * $\mathcal{D}$	15% * $\mathcal{D}$	20% * $\mathcal{D}$	25% * $\mathcal{D}$	10% * $\mathcal{L}$	15% * $\mathcal{D}$	20% * $\mathcal{D}$	25% * $\mathcal{D}$
1	0.7007	0.6695	0.6410	0.6167	0.3086	0.2734	0.2700	0.2522
2	0.7856	0.7504	0.7168	0.6886	0.3014	0.2775	0.2683	0.2482
3	0.8151	0.7766	0.7399	0.7120	0.3039	0.2856	0.2717	0.2486
4	0.8219	0.7795	0.7449	0.7149	0.3144	0.2912	0.2837	0.2473
5	0.8203	0.7799	0.7486	0.7240	0.3258	0.3058	0.2690	0.2374

(c) AIPubSumm Ratio  $\mathcal{R}$

	Negative Signals ( $\mathcal{R}^-$ )				Positive Signals ( $\mathcal{R}^+$ )			
	10% * $\mathcal{D}$	15% * $\mathcal{D}$	20% * $\mathcal{D}$	25% * $\mathcal{D}$	10% * $\mathcal{L}$	15% * $\mathcal{D}$	20% * $\mathcal{D}$	25% * $\mathcal{D}$
1	0.7375	0.7496	0.7597	0.7624	1.0127	1.0140	1.0166	0.9966
2	0.7617	0.7632	0.7656	0.7658	1.0113	1.0103	1.0134	1.0017
3	0.8328	0.8234	0.8139	0.8206	1.0106	1.0024	1.0025	0.9989
4	0.8254	0.7950	0.7836	0.7913	1.0016	0.9896	0.9918	0.9920
5	0.8504	0.8200	0.8243	0.8095	1.0127	1.0021	1.0032	0.9936

Fig. 3 displays density plot of the semantic similarity values of personal and generic summaries for all documents for negative knowledge and one keyword. Length of personal and generic summary is 25% of the document length. Peak of the density curve for personal summaries is towards the left of peak for generic summaries, indicating that the personal summaries for most documents have lower semantic similarities with knowledge signal compared to corresponding generic summaries. The plot also shows that there is more variability in the similarities of personal and generic summaries, as the tail of these density curves extends towards right.

Finally, the ratio of semantic similarities between  $\mathcal{K}^-$  and  $S_p$ , and  $\mathcal{K}^-$  and  $S_g$  (Eq. 4) confirms that the personal summaries are semantically distant from  $\mathcal{K}^-$  than the generic summaries (first four columns of Table 3c). Personal summaries respect the user knowledge needs and bear lesser content related to  $\mathcal{K}^-$  with increasing number of keywords not desired by the user.

When the performance metrics are observed across rows for  $\mathcal{K}^-$  in Tables 3a and 3b, it is noted that the degree of personalization diminishes with increasing summary length for a specific signal strength. Increasing Jaccard Index and decreasing Jensen-Shannon distance both indicate that it is difficult to *hold-back* negative knowledge for increasing

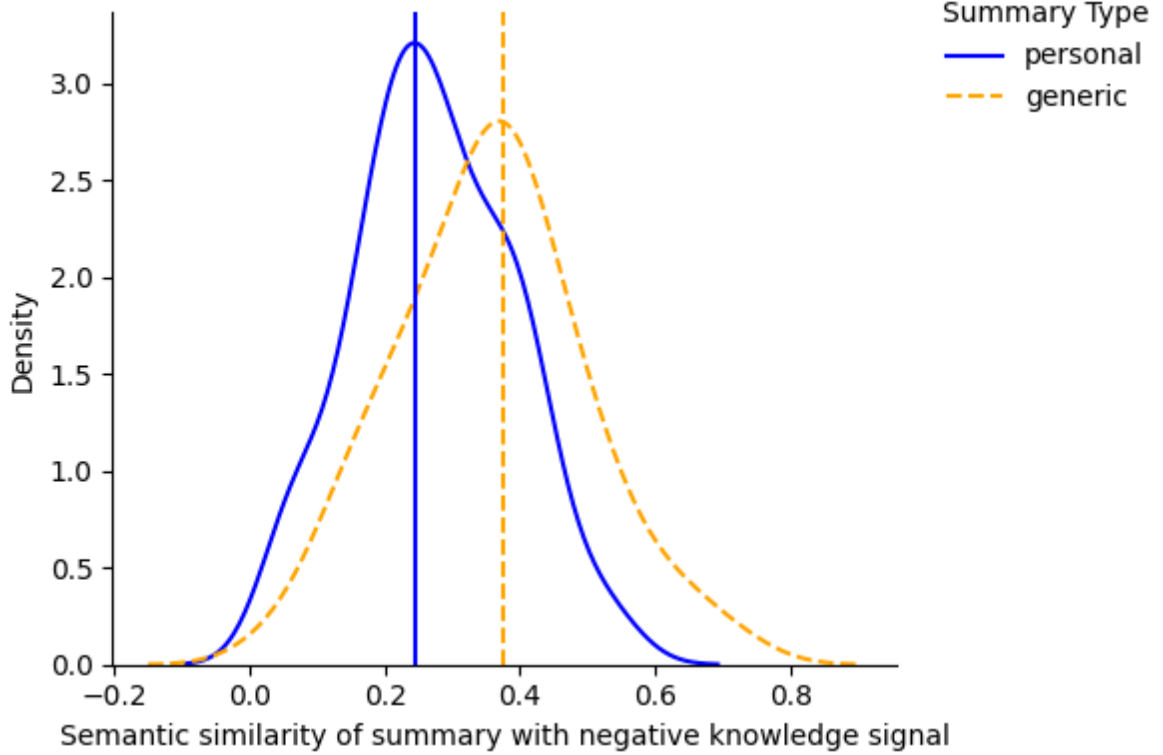


Figure 3: Density plot for semantic similarities between  $\mathcal{K}^-$  and, personal and generic summaries for AIPubSumm data-set

summary lengths. Long personal summaries exhibit larger overlap of sentences with generic summaries. Some important sentences which were *down-scored* earlier creep into personal summary when summary length increases, causing larger overlap of generic summaries.

#### 7.1.2. Results for Positive Knowledge Signals

Columns on the right, in Table 3a - 3c, present the results of evaluation of *P-Summ* on AIPubSumm data-set for positive knowledge signals. For each combination of signal strength and summary length, persistently higher values of the Jaccard Index for  $\mathcal{K}^+$  compared to the corresponding entries for  $\mathcal{K}^-$  suggest that the personal summary corresponding to positive knowledge decisively ensconces the information desired by the user (Table 3a, right four columns). *For each column, JI values do not change significantly with the increase in signal strength because generic summary is already a comprehensive representation of the document and includes sentences containing the specified positive signals. Consequently, rewarding these keywords in weight matrix  $W$ , does not bring significant change in the importance of sentences containing these keywords.*

Similar contrast is evident for the values of Jensen-Shannon distance for negative and positive knowledge signals (Table 3b). This asserts that when the same set of keywords is used for simulating both type of knowledge signals, *P-Summ* algorithm assertively includes the terms desired by the user and omits the unwanted keywords and other related terms.

Additionally, the distribution of terms in the personal summary for  $\mathcal{K}^+$  is closely aligned with that of generic summary ( $S_g$ ).

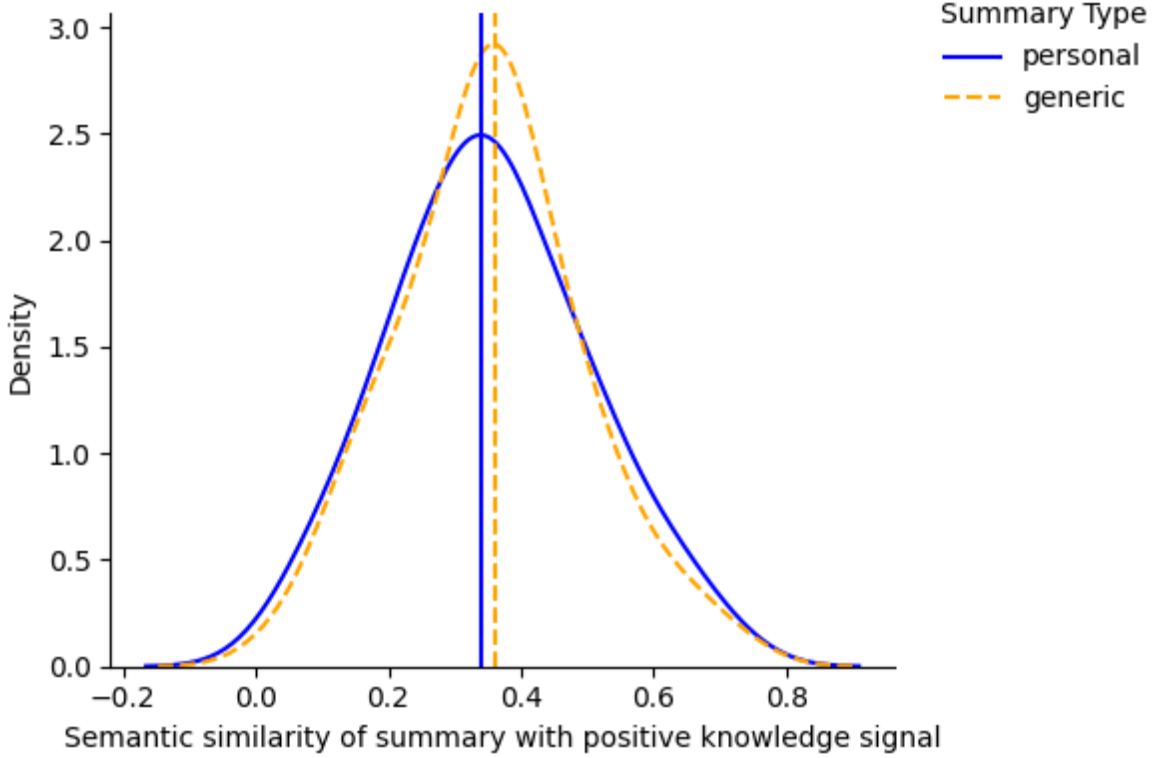


Figure 4: Density plot for semantic similarities between  $\mathcal{K}^+$  and, personal and generic summaries for AIPub-Summ data-set

Fig. 4 displays density plot for the similarities of personal and generic summaries with positive knowledge signal of strength one. Length of personal and generic summary is 25% of original document length. Approximately overlapping peaks of the density curves for personal and generic summaries indicate commonality in these summaries. This is the expected behaviour for positive knowledge signals because generic summary is already an effective representation of important content and includes sentences containing the keywords specified as  $\mathcal{K}^+$ .

Table 3c for positive knowledge signals shows that ratios  $\mathcal{R}^+$  are conclusively higher than  $\mathcal{R}^-$ . The premise stated in Sec. 5.3 holds prominently for combinations of summary length and signal strength that admit more positive knowledge. As expected, for lower signal strength and smaller summary length, ratio  $\mathcal{R}^+$  deviates slightly from the ideal behavior. This is because short summaries for  $\mathcal{K}^+$  are unable to garner adequate positive knowledge. It is noteworthy that the quality of keywords used as knowledge signal also influences the performance of the algorithm.

## 7.2. Results for CL-SciSumm data-sets

We present the results of performance evaluation of *P-Summ* algorithm over CL-SciSumm 2016 - 2018 data-sets in this section. The evaluation protocol for CL-SciSumm data-sets was same to that of AIPubSumm data-set, except that the keywords used as knowledge signals are extracted with BERT-based keyword extraction algorithm KeyBERT (Grootendorst, 2020).

### 7.2.1. Results for CL-SciSumm 2016 data-set

Table 4a - 4c display the results of quality assessment of personal summaries for the articles in CL-SciSumm 2016 data-set.

Table 4: Performance of *P-Summ* on CL-SciSumm 2016 data-set. kw: number of keywords in  $\mathcal{K}$ ,  $\mathcal{D}$ : document length, JI: Jaccard Index, JSD: Jensen-Shannon distance,  $\mathcal{R}$ : ratio of semantic similarities (Eq. 4)

(a) CL-SciSumm 2016 Jaccard Index

kw	Negative Signals				Positive Signals			
	10% * $\mathcal{D}$	15% * $\mathcal{D}$	20% * $\mathcal{D}$	25% * $\mathcal{D}$	10% * $\mathcal{L}$	15% * $\mathcal{D}$	20% * $\mathcal{D}$	25% * $\mathcal{D}$
1	0.3804	0.3786	0.3850	0.3990	0.7190	0.6772	0.6759	0.7309
2	0.2426	0.2349	0.2463	0.2459	0.6989	0.6942	0.6767	0.7230
3	0.1736	0.1703	0.1881	0.1839	0.6938	0.7020	0.6762	0.7271
4	0.1379	0.1336	0.1570	0.1545	0.6915	0.7065	0.6786	0.7322
5	0.1064	0.1122	0.1422	0.1417	0.7100	0.7048	0.6727	0.7285

(b) CL-SciSumm 2016 Jensen-Shannon Distance

kw	Negative Signals				Positive Signals			
	10% * $\mathcal{D}$	15% * $\mathcal{D}$	20% * $\mathcal{D}$	25% * $\mathcal{D}$	10% * $\mathcal{L}$	15% * $\mathcal{D}$	20% * $\mathcal{D}$	25% * $\mathcal{D}$
1	0.5151	0.5146	0.5039	0.4840	0.2592	0.2756	0.2808	0.2411
2	0.6414	0.6402	0.6216	0.6049	0.2756	0.2686	0.2779	0.2470
3	0.7090	0.7021	0.6774	0.6557	0.2839	0.2622	0.2760	0.2426
4	0.7465	0.7371	0.7071	0.6802	0.2863	0.2580	0.2718	0.2398
5	0.7735	0.7589	0.7211	0.6924	0.2691	0.2573	0.2756	0.2457

(c) CL-SciSumm 2016 Ratio  $\mathcal{R}$

kw	Negative Signals ( $\mathcal{R}^-$ )				Positive Signals ( $\mathcal{R}^+$ )			
	10% * $\mathcal{D}$	15% * $\mathcal{D}$	20% * $\mathcal{D}$	25% * $\mathcal{D}$	10% * $\mathcal{L}$	15% * $\mathcal{D}$	20% * $\mathcal{D}$	25% * $\mathcal{D}$
1	0.8253	0.8233	0.9209	0.8765	0.9052	0.9624	1.0288	0.9662
2	0.8409	0.7541	0.8350	0.7776	0.9261	0.9615	1.0347	0.9673
3	0.8378	0.8070	0.8444	0.8072	0.9257	1.0013	1.0577	0.9868
4	0.8895	0.8671	0.9050	0.8805	0.9382	1.0118	1.0690	1.0028
5	0.8866	0.8731	0.9181	0.8929	0.9624	1.0272	1.0843	1.0148

Here also, we notice that the trends agree with the earlier observations for all three metrics. A considerable gap in the metric values for positive and negative knowledge signals is evident in Tables 4a - 4c. We consolidate below the trends observed for CL-SciSumm 2016 data-set.

#### i. Jaccard Index (Table 4a)

a) In each column for  $\mathcal{K}^-$ , scores decrease with increase in signal strength, indicating

progressive elimination of *unwanted* knowledge from the personal summary ( $S_p$ ). The trend holds for all tested summary lengths.

b) Along the columns for  $\mathcal{K}^+$ , scores don't change much as the number of keywords increase. The observation holds for all summary lengths. This is because the personal summary for *positive* knowledge signals is very similar to generic summary ( $S_g$ ), which inherently comprises the important sentences encompassing the information conveyed by the keywords.

ii. Jensen-Shannon Distance (Table 4b)

a) Jensen-Shannon Distance (JSD) increases for  $\mathcal{K}^-$  with increase in the number of keywords (column-wise), indicating elimination of *known* knowledge from the personal summary and more deviation from the generic summary at term level. The trend remains nearly uniform for all tested summary lengths (row-wise).

b) JSD does not deviate much for  $\mathcal{K}^+$  as the number of keywords increase (column-wise) for all summary lengths, which indicates inclusion of fewer new terms in the personal summary as compared to the generic summary possessing the information reflected in the keywords used for simulating the user preferences.

iii. Ratios (Table 4c)

a) Values for ratio  $\mathcal{R}^+$  (right four columns) are higher than the corresponding entries for  $\mathcal{R}^-$  (left four columns), because the proposed *P-Summ* algorithm eliminates *known* knowledge to create personal summary given  $\mathcal{K}^-$ , and adds the desired knowledge in the personal summary for  $\mathcal{K}^+$ .

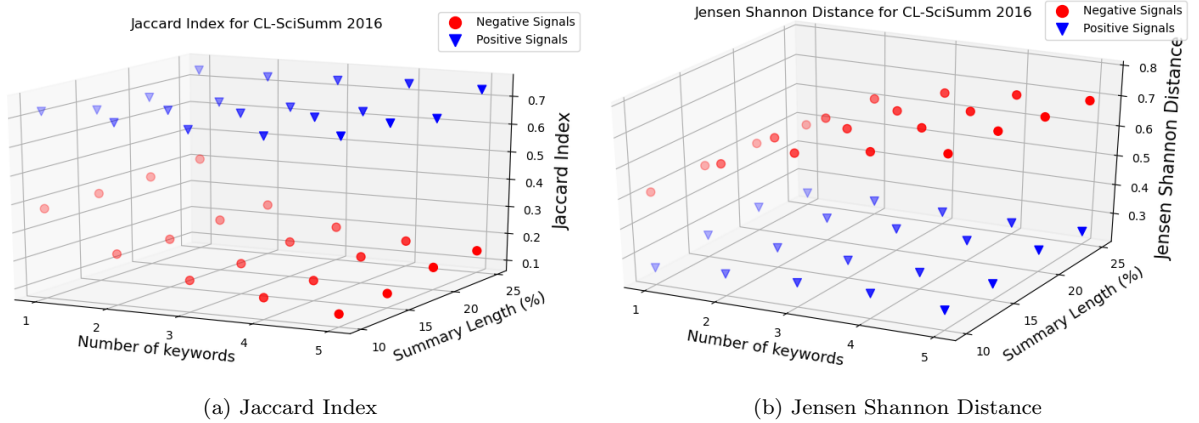


Figure 5: Comparison of performance for negative and positive knowledge signals in CL-SciSumm 2016 data-set based on Jaccard Index and Jensen Shannon Distance metrics

Plots in Figures 5a and 5b present comparative performance of *P-Summ* for positive and negative knowledge signals on CL-SciSumm 2016 documents using Jaccard Index and



Jensen Shannon Distance, respectively. The clear separation of the data points for positive and negative knowledge signals reveals the efficacy of the proposed algorithm in generating user-specific summaries. The algorithm efficiently eliminates the *unwanted* knowledge ( $\mathcal{K}^-$ ) and incorporates the *desired* knowledge in the personal summary, and consequently Jaccard values for  $\mathcal{K}^-$  are noticeably lower than those for  $\mathcal{K}^+$ . Jensen-Shannon Distance also exhibits a contrasting trend demonstrating the efficacy of the proposed algorithm at term level. The adherence of all three evaluation metrics to the hypothesized trend affirms effectiveness of *P-Summ* algorithm.

Table 5: Performance of *P-Summ* on CL-SciSumm 2017 data-set. kw: number of keywords in  $\mathcal{K}$ ,  $\mathcal{D}$ : document length, JI: Jaccard Index, JSD: Jensen-Shannon distance,  $\mathcal{R}$ : ratio of semantic similarities (Eq. 4)

(a) CL-SciSumm 2017 Jaccard Index

	Negative Signals				Positive Signals			
kw	10% * $\mathcal{D}$	15% * $\mathcal{D}$	20% * $\mathcal{D}$	25% * $\mathcal{D}$	10% * $\mathcal{D}$	15% * $\mathcal{D}$	20% * $\mathcal{D}$	25% * $\mathcal{D}$
1	0.3114	0.2957	0.3471	0.3663	0.6527	0.6603	0.7227	0.7261
2	0.1784	0.1724	0.2258	0.2517	0.6325	0.6395	0.7176	0.7223
3	0.1254	0.1273	0.1700	0.1927	0.6313	0.6356	0.7195	0.727
4	0.0983	0.1032	0.1407	0.1585	0.6311	0.6317	0.7158	0.7248
5	0.0889	0.0929	0.1168	0.1315	0.6207	0.6322	0.7122	0.7209

(b) CL-SciSumm 2017 Jensen-Shannon Distance

	Negative Signals				Positive Signals			
kw	10% * $\mathcal{D}$	15% * $\mathcal{D}$	20% * $\mathcal{D}$	25% * $\mathcal{D}$	10% * $\mathcal{D}$	15% * $\mathcal{D}$	20% * $\mathcal{D}$	25% * $\mathcal{D}$
1	0.6292	0.5987	0.5535	0.5256	0.3356	0.3341	0.2623	0.2601
2	0.7393	0.6933	0.6378	0.6077	0.3625	0.3582	0.2730	0.2605
3	0.7849	0.7353	0.6831	0.6551	0.3648	0.3661	0.2737	0.2556
4	0.8085	0.7624	0.7089	0.6831	0.3648	0.3715	0.2793	0.2595
5	0.8211	0.7803	0.7316	0.7029	0.3799	0.3780	0.2864	0.2642

(c) CL-SciSumm 2017 Ratio  $\mathcal{R}$

	Negative Signals ( $\mathcal{R}^-$ )				Positive Signals ( $\mathcal{R}^+$ )			
kw	10% * $\mathcal{D}$	15% * $\mathcal{D}$	20% * $\mathcal{D}$	25% * $\mathcal{D}$	10% * $\mathcal{D}$	15% * $\mathcal{D}$	20% * $\mathcal{D}$	25% * $\mathcal{D}$
1	0.8238	0.8727	0.9630	0.8835	0.9626	1.0497	1.1129	1.0965
2	0.8521	0.8592	0.9798	0.8662	0.8889	0.9946	1.0875	1.0430
3	0.8783	0.9216	1.0205	0.9005	0.8516	0.9485	1.0448	1.0074
4	1.0137	1.0063	1.0463	0.9176	0.8417	0.9317	1.0466	1.0028
5	1.0434	1.0392	1.0449	0.9080	0.8517	0.9362	1.0446	1.0003

### 7.2.2. Results for CL-SciSumm 2017 data-set

Tables 5a - 5c present the result of performance evaluation of *P-Summ* on CL-SciSumm 2017 test set. It is evident from the table that both Jaccard Index (Table 5a) and Jensen Shannon Distance (Table 5b) exhibit trends similar to those exhibited by CL-SciSumm 2016 test set. We observe unexpected behaviour in the values for  $\mathcal{R}^-$  and  $\mathcal{R}^+$  for smaller summary sizes (10% and 15%). This is attributed to the fact that for some signal strengths, it is either difficult to hold back the information not desired in the summary (for  $\mathcal{R}^-$ ) or

the generic summary of the document already contains the information desired by the user in the summary (for  $\mathcal{R}^+$ ). Further, lower length of the articles in CL-SciSumm 2017 data-set (Table 2) impedes to include the information not desired by the user in the personal summary.

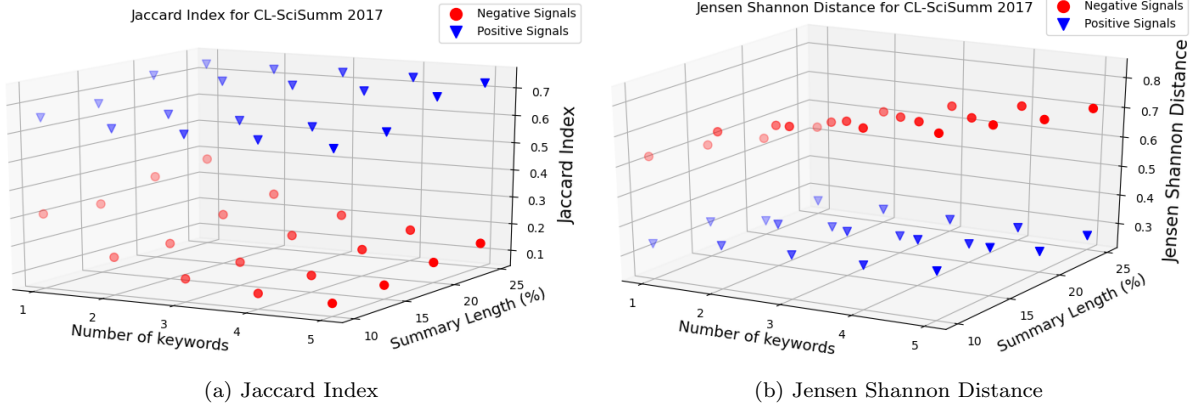


Figure 6: Comparison of performance for negative and positive knowledge signals in CL-SciSumm 2017 data-set based on Jaccard Index and Jensen Shannon Distance metrics

Scatter plots in Fig. 6a and 6b presents the comparative analysis of *P-Summ* for positive and negative knowledge signals on CL-SciSumm 2017 test set documents using Jaccard Index and Jensen Shannon distance. The clear distinction between positive and negative signals reveal that *P-Summ* eliminates the known knowledge and adds the desired knowledge in the personal summary.

### 7.2.3. Results for CL-SciSumm 2018 data-set

The results on CL-SciSumm 2018 test set for negative knowledge signals are presented in first four columns of Tables 6a - 6c. We observe patterns that resemble the findings for CL-SciSumm 2016 and 2017 data-sets. Table 6a shows that the values for Jaccard Index decreases with increase in signal strength, while Jensen Shannon Distance increases (Table 6b). As expected, ratio  $\mathcal{R}^-$  is less than one in all cases demonstrating that negative knowledge signals are weaker in personal summary. These results affirm the competence of *P-Summ* to meet the knowledge needs of the user by eliminating negative knowledge.

The right four columns in Tables 6a - 6c show the results on CL-SciSumm 2018 test set for positive knowledge signals. We observe trends similar to CL-SciSumm 2016, 2017 data-sets for different signal strengths and summary lengths. Scatter plots in Fig. 7a and 7b for comparative performance evaluation of *P-Summ* algorithm on CL-SciSumm 2018 test set show the trend similar to CL-SciSumm 2016 and CL-SciSumm 2017 test sets.

The results show that the expected trends are much clearer for AIPubSumm data-set than CL-SciSumm data-sets. This is possibly due to the fact that the author-defined keywords better represent the important topics discussed in the article than the extracted keywords. Algorithmically extracted keywords, on the other hand, are biased towards frequently occurring terms and phrases, and may not accurately reflect the main theme of an article.

Table 6: Performance of  $P$ -Summ on CL-SciSumm 2018 data-set. kw: number of keywords in  $\mathcal{K}^-$  or in  $\mathcal{K}^+$ ,  $\mathcal{D}$ : document length, JI: Jaccard Index, JSD: Jensen-Shannon distance,  $\mathcal{R}$ : ratio of semantic similarities (Eq. 4)

(a) CL-SciSumm 2018 Jaccard Index

	Negative Signals				Positive Signals			
kw	10% * $\mathcal{D}$	15% * $\mathcal{D}$	20% * $\mathcal{D}$	25% * $\mathcal{D}$	10% * $\mathcal{D}$	15% * $\mathcal{D}$	20% * $\mathcal{D}$	25% * $\mathcal{D}$
1	0.3162	0.3530	0.3595	0.3739	0.6186	0.6492	0.7063	0.7432
2	0.2353	0.2505	0.2575	0.2631	0.6303	0.6632	0.7102	0.7424
3	0.2029	0.2030	0.2060	0.2070	0.6437	0.6672	0.7117	0.7425
4	0.1857	0.1900	0.1786	0.1818	0.6448	0.6675	0.7100	0.7427
5	0.1821	0.1936	0.1731	0.1665	0.6450	0.6670	0.7096	0.7443

(b) CL-SciSumm 2018 Jensen-Shannon Distance

	Negative Signals				Positive Signals			
kw	10% * $\mathcal{D}$	15% * $\mathcal{D}$	20% * $\mathcal{D}$	25% * $\mathcal{D}$	10% * $\mathcal{D}$	15% * $\mathcal{D}$	20% * $\mathcal{D}$	25% * $\mathcal{D}$
1	0.5877	0.5373	0.5287	0.5038	0.3403	0.3478	0.3053	0.3043
2	0.6550	0.6244	0.6107	0.5865	0.3280	0.3419	0.3069	0.3243
3	0.6882	0.6720	0.6536	0.6330	0.3127	0.3430	0.3072	0.3568
4	0.7034	0.6888	0.6763	0.6573	0.3097	0.3448	0.3107	0.3765
5	0.7067	0.6903	0.6859	0.6709	0.3075	0.3432	0.3142	0.3895

(c) CL-SciSumm 2018 Ratio  $\mathcal{R}$

	Negative Signals ( $\mathcal{R}^-$ )				Positive Signals ( $\mathcal{R}^+$ )			
kw	10% * $\mathcal{D}$	15% * $\mathcal{D}$	20% * $\mathcal{D}$	25% * $\mathcal{D}$	10% * $\mathcal{D}$	15% * $\mathcal{D}$	20% * $\mathcal{D}$	25% * $\mathcal{D}$
1	0.8381	0.8347	0.8540	0.8827	0.9021	0.9515	1.0050	1.0208
2	0.9622	0.8941	0.8884	0.8972	0.9474	0.9401	0.9701	0.9795
3	0.9020	0.8731	0.8757	0.8722	0.9785	0.9958	1.0202	1.0188
4	0.9275	0.8697	0.8673	0.8694	0.9911	1.0130	1.0341	1.0250
5	0.9641	0.8914	0.8806	0.8778	0.9981	1.0264	1.0384	1.0291

This also explains the notable divergence in the values of all three metrics for  $\mathcal{K}^-$  and  $\mathcal{K}^+$ , for AIPubSumm data-set. Hence, it is reasonable to conclude that author given keywords are of better quality than those extracted by algorithms in CL-SciSumm data-sets.

## 8. Discussion

The challenges encountered in personalized summarization task, both in terms of modeling user preferences and evaluating the quality of personal summaries, impedes the growth of the field. To address these challenges, the research community has developed innovative approaches that can effectively model user knowledge requirements and generate personal summaries as per user preference. However, the following areas in the field of personalized summarization require careful consideration.

- i. **Benchmark data-sets :** As discussed earlier (Sec. 1), curating data-sets specifically for personalized summarization is an important task that significantly impacts development of better algorithms. Inability to capture diverse *user preferences* and generating corresponding personalized summaries has hindered development of data-sets

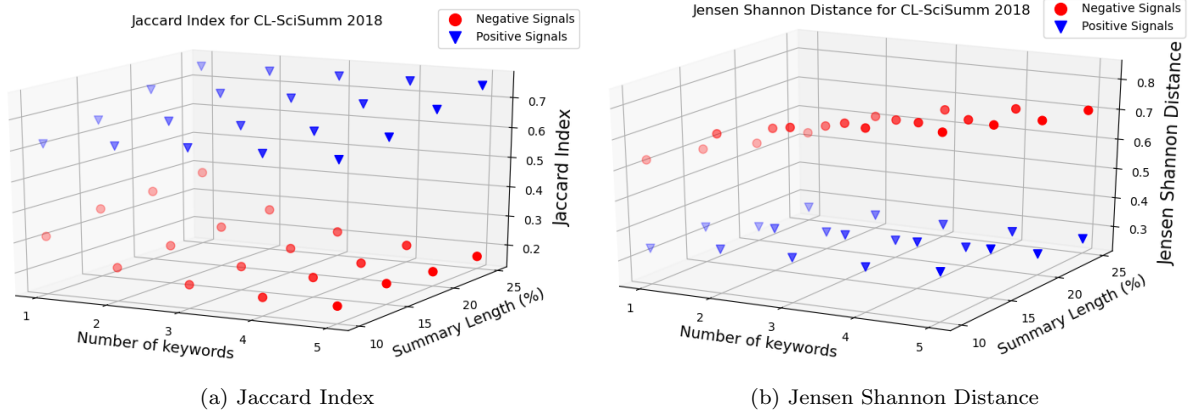


Figure 7: Comparison of performance for negative and positive knowledge signals in CL-SciSumm 2018 data-set based on Jaccard Index and Jensen Shannon Distance metrics

for personalized summarization. Human efforts required to create data-sets for diverse *genres* is another stumbling block in creation of data-sets. Researchers have overcome this predicament by utilizing existing data-sets for generic summarization, and adapting them for use in personalized summarization. Though this approach has worked well so far, making personalized summarization algorithms practically useful obligates capturing a wide spectrum of knowledge needs and designing suitable protocols for evaluating algorithms on appropriate data-sets. Recent development of mode specific data-sets such as ASPECTNEWS (Ahuja et al., 2022), WikiAsp (Hayashi et al., 2021), EntSUM (Maddela et al., 2022) and OASum (Yang et al., 2022) is a promising step and is expected to accelerate development of novel personalized summarization algorithms.

- ii. **Diversity in semantic signals:** Various ways in which a user may communicate knowledge preferences is another challenge that needs to be addressed. Personal knowledge needs of the user are based on their interests, background knowledge and objectives at a particular point in time. Keywords are an apt representation of knowledge for scholarly text. However, concepts, entities, aspects etc. are other possible representations of the semantic knowledge signals. The diversity in semantic signals necessitates employing different mechanisms to extract and process these signals by the summarization algorithm. The lack of standard representation for user knowledge signal complicates the comparison of personalized summarization algorithms for different genres of text and different modes of signal. A plausible solution to ensure fair comparison is to project the user preferences into the semantic space, which can be understood by different summarization algorithms.
- iii. **Inability of Neural models to generalize:** Existing neural models for personalized summarization are typically designed to handle positive knowledge signals during the training process. However, this does not imply that neural methods are incapable of handling negative knowledge signals. The complexity of learning from negative knowledge signals is indeed a challenge for these models due to scarcity of data-sets

containing examples for negative knowledge signals and inability of these models to *learn to ignore the information not desired* by the user in the personal summary. The limited ability of current neural models to generalize well to diverse user preferences is a key challenge.

## 9. Conclusion

In this paper, we propose an unsupervised algorithm for extractive personalized summarization task, which considers user preferences and extracts compatible content from the document to generate the user-specific personal summary. The user expresses knowledge needs as positive or negative knowledge signals, which correspond to the information *desired* or *not desired* in the summary respectively. We represent the document as term-sentence matrix and uncover the latent semantic space of the document using Weighted Non-negative Matrix Factorization (wNMF). The algorithm uses this information to prioritize sentences in the personal summary, diminishing score to sentences conveying *unwanted* knowledge and boosting the score for those conveying desired knowledge.

We propose an evaluation protocol, which replaces human-written gold standard *personal* reference summaries by system generated generic summaries to assess the quality of algorithmic personal summaries. The multi-granular framework evaluates the summary quality at sentence, term, and semantic level, and takes into account the user-specified knowledge signal. We present comprehensive performance analysis of the proposed method using four public data-sets consisting of scientific scholarly articles. The results demonstrate that the proposed algorithm effectively meets the knowledge needs of the user.

## References

- Ahuja, O., Xu, J., Gupta, A., Horecka, K., & Durrett, G. (2022). Aspectnews: Aspect-oriented summarization of news documents. In *Proceedings of the 60th Annual Meeting of the Association for Computational Linguistics (Volume 1: Long Papers)* (pp. 6494–6506).
- Alguliev, R. M., Aliguliyev, R. M., Hajirahimova, M. S., & Mehdiyev, C. A. (2011). Mcmr: Maximum coverage and minimum redundant text summarization model. *Expert Systems with Applications*, 38, 14514–14522.
- Avinesh, P., Binnig, C., Hättasch, B., Meyer, C. M., & Özyurt, O. (2018). Sherlock: A system for interactive summarization of large text collections. *Proc. VLDB Endow.*, 11, 1902–1905.
- Avinesh, P., & Meyer, C. M. (2017). Joint optimization of user-desired content in multi-document summaries by learning from user feedback. In *Proceedings of the 55th Annual Meeting of the Association for Computational Linguistics (Volume 1: Long Papers)* (pp. 1353–1363).
- Azar, M. Y., Sirts, K., Molla, D., & Hamey, L. (2015). Query-based single document summarization using an ensemble noisy auto-encoder. In *Proceedings of the Australasian Language Technology Association Workshop 2015* (pp. 2–10).
- Berkovsky, S., Baldwin, T., & Zukerman, I. (2008). Aspect-based personalized text summarization. In *International Conference on Adaptive Hypermedia and Adaptive Web-Based Systems* (pp. 267–270). Springer.
- Blei, D. M., Ng, A. Y., & Jordan, M. I. (2003). Latent dirichlet allocation. *Journal of machine Learning research*, 3, 993–1022.
- Blondel, V. D., Guillaume, J.-L., Lambiotte, R., & Lefebvre, E. (2008). Fast unfolding of communities in large networks. *Journal of statistical mechanics: theory and experiment*, 2008, P10008.

- Bohn, T. A., & Ling, C. X. (2021). Hone as you read: A practical type of interactive summarization. *CoRR*, *abs/2105.02923*.
- Boudin, F., Mougard, H., & Favre, B. (2015). Concept-based summarization using integer linear programming: From concept pruning to multiple optimal solutions. In *Conference on Empirical Methods in Natural Language Processing (EMNLP) 2015*.
- Cagliero, L., & La Quatra, M. (2020). Extracting highlights of scientific articles: A supervised summarization approach. *Expert Systems with Applications*, *160*, 113659.
- Chin, J. Y., Bhowmick, S. S., & Jatowt, A. (2017). Totem: Personal tweets summarization on mobile devices. In *Proceedings of the 40th International ACM SIGIR Conference on Research and Development in Information Retrieval* (pp. 1305–1308).
- Deerwester, S., Dumais, S. T., Furnas, G. W., Landauer, T. K., & Harshman, R. (1990). Indexing by latent semantic analysis. *Journal of the American society for information science*, *41*, 391–407.
- Delort, J.-Y., & Alfonseca, E. (2012). Dualsum: a topic-model based approach for update summarization. In *Proceedings of the 13th Conference of the European Chapter of the Association for Computational Linguistics* (pp. 214–223).
- Díaz, A., & Gervás, P. (2007). User-model based personalized summarization. *Information Processing & Management*, *43*, 1715–1734.
- Dou, Z.-Y., Liu, P., Hayashi, H., Jiang, Z., & Neubig, G. (2021). Gsum: A general framework for guided neural abstractive summarization. In *Proceedings of the 2021 Conference of the North American Chapter of the Association for Computational Linguistics: Human Language Technologies*. Association for Computational Linguistics.
- El-Kassas, W. S., Salama, C. R., Rafea, A. A., & Mohamed, H. K. (2021). Automatic text summarization: A comprehensive survey. *Expert Systems with Applications*, *165*, 113679.
- Fabbri, A. R., Kryściński, W., McCann, B., Xiong, C., Socher, R., & Radev, D. (2021). Summeval: Re-evaluating summarization evaluation. *Transactions of the Association for Computational Linguistics*, *9*, 391–409.
- Frermann, L., & Klementiev, A. (2019). Inducing document structure for aspect-based summarization. In *Proceedings of the 57th Annual Meeting of the Association for Computational Linguistics* (pp. 6263–6273).
- Gambhir, M., & Gupta, V. (2017). Recent automatic text summarization techniques: a survey. *Artificial Intelligence Review*, *47*, 1–66.
- Gerlach, M., Peixoto, T. P., & Altmann, E. G. (2018). A network approach to topic models. *Science advances*, *4*, eaq1360.
- Ghodratnama, S., Zakershaharak, M., & Sobhanmanesh, F. (2021). Adaptive summaries: A personalized concept-based summarization approach by learning from users’ feedback. In *Service-Oriented Computing—ICSOC 2020 Workshops: AIOps, CFTIC, STRAPS, AI-PA, AI-IOTS, and Satellite Events, Dubai, United Arab Emirates, December 14–17, 2020, Proceedings* (pp. 281–293). Springer.
- Grootendorst, M. (2020). Keybert: Minimal keyword extraction with bert. URL: <https://doi.org/10.5281/zenodo.4461265>. doi:10.5281/zenodo.4461265.
- Hayashi, H., Budania, P., Wang, P., Ackerson, C., Neervannan, R., & Neubig, G. (2021). Wikiasp: A dataset for multi-domain aspect-based summarization. *Transactions of the Association for Computational Linguistics*, *9*, 211–225.
- He, J., Kryscinski, W., McCann, B., Rajani, N., & Xiong, C. (2022). CTRLsum: Towards generic controllable text summarization. In *Proceedings of the 2022 Conference on Empirical Methods in Natural Language Processing* (pp. 5879–5915). Abu Dhabi, United Arab Emirates: Association for Computational Linguistics. URL: <https://aclanthology.org/2022.emnlp-main.396>.
- Huang, D., Cui, L., Yang, S., Bao, G., Wang, K., Xie, J., & Zhang, Y. (2020). What have we achieved on text summarization? In *Proceedings of the 2020 Conference on Empirical Methods in Natural Language Processing (EMNLP)* (pp. 446–469). Online: Association for Computational Linguistics. URL: <https://aclanthology.org/2020.emnlp-main.33>. doi:10.18653/v1/2020.emnlp-main.33.
- Jaidka, K., Chandrasekaran, M. K., Jain, D., & Kan, M.-Y. (2017). The cl-scisumm shared task 2017: Results and key insights. In *BIRNDL@SIGIR*.

- Jaidka, K., Chandrasekaran, M. K., Rustagi, S., & Kan, M.-Y. (2016). Overview of the cl-scisumm 2016 shared task. In *Proceedings of the joint workshop on bibliometric-enhanced information retrieval and natural language processing for digital libraries (BIRNDL)* (pp. 93–102).
- Jaidka, K., Yasunaga, M., Chandrasekaran, M. K., Radev, D., & Kan, M.-Y. (2018). The cl-scisumm shared task 2018: Results and key insights. In *Proceedings of the 3rd Joint Workshop on Bibliometric-enhanced Information Retrieval and Natural Language Processing for Digital Libraries (BIRNDL)*.
- Jones, S., Lundy, S., & Paynter, G. W. (2002). Interactive document summarisation using automatically extracted keyphrases. In *Proceedings of the 35th Annual Hawaii International Conference on System Sciences* (pp. 1160–1169). IEEE.
- Khurana, A., & Bhatnagar, V. (2019). Extractive document summarization using non-negative matrix factorization. In *International Conference on Database and Expert Systems Applications* (pp. 76–90). Springer.
- Khurana, A., & Bhatnagar, V. (2021). Investigating entropy for extractive document summarization. *Expert Systems with Applications*, (p. 115820). doi:<https://doi.org/10.1016/j.eswa.2021.115820>.
- Kim, Y.-D., & Choi, S. (2009). Weighted nonnegative matrix factorization. In *2009 IEEE international conference on acoustics, speech and signal processing* (pp. 1541–1544). IEEE.
- Lamsiyah, S., El Mahdaouy, A., Ouatik El Alaoui, S., & Espinasse, B. (2021). Unsupervised query-focused multi-document summarization based on transfer learning from sentence embedding models, bm25 model, and maximal marginal relevance criterion. *Journal of Ambient Intelligence and Humanized Computing*, (pp. 1–18).
- Lee, D. D., & Seung, H. S. (1999). Learning the parts of objects by non-negative matrix factorization. *Nature*, 401, 788–791.
- Lee, J.-H., Park, S., Ahn, C.-M., & Kim, D. (2009). Automatic generic document summarization based on non-negative matrix factorization. *Information Processing & Management*, 45, 20–34.
- Li, J., Li, H., & Zong, C. (2019). Towards personalized review summarization via user-aware sequence network. In *Proceedings of the AAAI Conference on Artificial Intelligence* (pp. 6690–6697). volume 33.
- Li, X., Du, L., & Shen, Y.-D. (2012). Update summarization via graph-based sentence ranking. *IEEE transactions on Knowledge and Data Engineering*, 25, 1162–1174.
- Lin, C.-Y. (2004). Rouge: A package for automatic evaluation of summaries. In *Text summarization branches out* (pp. 74–81).
- Luo, W., Zhuang, F., He, Q., & Shi, Z. (2013). Exploiting relevance, coverage, and novelty for query-focused multi-document summarization. *Knowledge-Based Systems*, 46, 33–42.
- Maddela, M., Kulkarni, M., & Preotiu-Pietro, D. (2022). Entsum: A data set for entity-centric extractive summarization. In *Proceedings of the 60th Annual Meeting of the Association for Computational Linguistics (Volume 1: Long Papers)* (pp. 3355–3366).
- Mukherjee, R., Peruri, H. C., Vishnu, U., Goyal, P., Bhattacharya, S., & Ganguly, N. (2020). Read what you need: Controllable aspect-based opinion summarization of tourist reviews. In *Proceedings of the 43rd international ACM SIGIR conference on research and development in information retrieval* (pp. 1825–1828).
- Narayan, S., Zhao, Y., Maynez, J., Simões, G., Nikolaev, V., & McDonald, R. (2021). Planning with learned entity prompts for abstractive summarization. *Transactions of the Association for Computational Linguistics*, 9, 1475–1492.
- Park, S. (2008). Personalized document summarization using non-negative semantic feature and non-negative semantic variable. In *International Conference on Intelligent Data Engineering and Automated Learning* (pp. 298–305). Springer.
- Park, S., Lee, J.-H., & Song, J.-W. (2008). Automatic personalized summarization using non-negative matrix factorization and relevance measure. In *2008 IEEE International Workshop on Semantic Computing and Applications* (pp. 72–77). IEEE.
- Setia, S., Dubey, N., Verma, A., & Iyengar, S. (2021). Wikigaze: Gaze-based personalized summarization of wikipedia reading session, .
- Soleimani, A., Nikoulina, V., Favre, B., & Ait-Mokhtar, S. (2022). Zero-shot aspect-based scientific document

- summarization using self-supervised pre-training. In *Proceedings of the 21st Workshop on Biomedical Language Processing* (pp. 49–62).
- Sonawane, S. S., & Kulkarni, P. A. (2014). Graph based representation and analysis of text document: A survey of techniques. *International Journal of Computer Applications*, 96.
- Tan, B., Qin, L., Xing, E., & Hu, Z. (2020). Summarizing text on any aspects: A knowledge-informed weakly-supervised approach. In *Proceedings of the 2020 Conference on Empirical Methods in Natural Language Processing (EMNLP)* (pp. 6301–6309). Online: Association for Computational Linguistics. URL: <https://aclanthology.org/2020.emnlp-main.510>. doi:10.18653/v1/2020.emnlp-main.510.
- Xu, Y., & Lapata, M. (2020). Coarse-to-fine query focused multi-document summarization. In *Proceedings of the 2020 Conference on empirical methods in natural language processing (EMNLP)* (pp. 3632–3645).
- Xu, Y., & Lapata, M. (2021). Generating query focused summaries from query-free resources. In *Proceedings of the 59th Annual Meeting of the Association for Computational Linguistics and the 11th International Joint Conference on Natural Language Processing (Volume 1: Long Papers)* (pp. 6096–6109). Online: Association for Computational Linguistics. URL: <https://aclanthology.org/2021.acl-long.475>. doi:10.18653/v1/2021.acl-long.475.
- Yan, R., Nie, J.-Y., & Li, X. (2011). Summarize what you are interested in: An optimization framework for interactive personalized summarization. In *Proceedings of the 2011 conference on empirical methods in natural language processing* (pp. 1342–1351).
- Yang, X., Song, K., Cho, S., Wang, X., Pan, X., Petzold, L., & Yu, D. (2022). Oasum: Large-scale open domain aspect-based summarization. *arXiv preprint arXiv:2212.09233*, .
- Zaki, M. J., Meira Jr, W., & Meira, W. (2014). *Data mining and analysis: fundamental concepts and algorithms*. Cambridge University Press.
- Zhang, T., Kishore, V., Wu, F., Weinberger, K. Q., & Artzi, Y. (2019). Bertscore: Evaluating text generation with bert. *arXiv preprint arXiv:1904.09675*, .
- Zhao, L., Wu, L., & Huang, X. (2009). Using query expansion in graph-based approach for query-focused multi-document summarization. *Information processing & management*, 45, 35–41.
- Zhong, M., Liu, Y., Ge, S., Mao, Y., Jiao, Y., Zhang, X., Xu, Y., Zhu, C., Zeng, M., & Han, J. (2022). Unsupervised multi-granularity summarization. In *Findings of the Association for Computational Linguistics: EMNLP 2022* (pp. 4980–4995). Abu Dhabi, United Arab Emirates: Association for Computational Linguistics. URL: <https://aclanthology.org/2022.findings-emnlp.366>.



## A. Appendix

### A.1. Semantic Similarity between Knowledge Signals and Personal Summary

Let  $K = \{k_1, k_2, \dots, k_s\}$  denote the set of  $s$  uni-grams in user knowledge signals  $\mathcal{K}$ , and let  $P = \{P_1, P_2, \dots, P_l\}$  represents the set of  $l$  sentences in the summary. Term-sentence matrix  $A$  for document  $D$  is decomposed into the product of matrices  $U, V$  using standard NMF ( $A \approx UV$ ), which provides an unbiased latent representation of its terms and sentences.

The  $i^{th}$  row of matrix  $U$ ,  $(u_{i1}, u_{i2}, \dots, u_{ir})$ , represents the latent semantic strength of term  $k_i$  in  $r$  latent topics<sup>6</sup>. We obtain semantic representation of  $K$  by averaging the semantic strengths of all terms in  $r$  latent topics and denote it as  $\hat{K}$ . Thus  $\hat{K}$  is row vector of  $r$  elements, where the  $i^{th}$  element is computed as  $\frac{1}{s} \sum_{p \in K} u_{pi}$ .

Next, we compute semantic similarity of  $\hat{K}$ , with all sentences in the summary. Recall that columns in matrix  $V$  represent the strength of sentences in  $r$  latent topics. Since  $\hat{K}$  and columns in  $V$  are compatible vectors, it is legitimate to compute semantic similarity between knowledge signals and summary sentences. Averaging cosine similarities of  $\hat{K}$  over  $l$  sentences proxies for semantic similarity between  $\mathcal{K}$  (represented as  $\hat{K}$ ) and the summary ( $S_g$  or  $S_p$ ).

$$\sigma(\mathcal{K}, Summary) \approx \frac{1}{l} \sum_{i=1}^l \text{cosine}(\hat{K}, P_i) \quad (5)$$

---

<sup>6</sup>Approach to compute the number of latent topics is described in Sec. 3.3