
LARGE-SCALE QUANTUM SEPARABILITY THROUGH A REPRODUCIBLE MACHINE LEARNING LENS

Balthazar Casalé

Aix-Marseille University, CNRS, LIS
Marseille, France
balthazar.casale@univ-amu.fr

Giuseppe Di Molfetta

Aix-Marseille University, CNRS, LIS
Marseille, France
giuseppe.di-molfetta@univ-amu.fr

Sandrine Anthoine

Aix-Marseille University, CNRS, I2M
Marseille, France
sandrine.anthoine@univ-amu.fr

Hachem Kadri

Aix-Marseille University, CNRS, LIS
Marseille, France
hachem.kadri@univ-amu.fr

ABSTRACT

The *quantum separability* problem consists in deciding whether a bipartite density matrix is entangled or separable. In this work, we propose a machine learning pipeline for finding approximate solutions for this NP-hard problem in large-scale scenarios. We provide an efficient Frank-Wolfe-based algorithm to approximately seek the nearest separable density matrix and derive a systematic way for labeling density matrices as separable or entangled, allowing us to treat quantum separability as a classification problem. Our method is applicable to any two-qudit mixed states. Numerical experiments with quantum states of 3- and 7-dimensional qudits validate the efficiency of the proposed procedure, and demonstrate that it scales up to thousands of density matrices with a high quantum entanglement detection accuracy. This takes a step towards benchmarking quantum separability to support the development of more powerful entanglement detection techniques.

1 Introduction

A major difference of quantum computing and quantum information theory to their classical counterparts is that information is carried by qubits [24, 27]. Unlike bits which have only two possible states, 0 and 1, qubits can exist in those and any combination of them. More formally, a qubit is an element of a 2-dimensional Hilbert space \mathcal{H}_2 , a complex inner product space that is also a complete metric space with respect to the distance function induced by the inner product. An arbitrary qubit $|\psi\rangle$ ¹ may be written as $a_0|\psi_0\rangle + a_1|\psi_1\rangle$, where $|\psi_0\rangle$ and $|\psi_1\rangle$ form a complete orthonormal basis of \mathcal{H}_2 . For a single quantum state, we can also consider a Hilbert space with dimension larger than two. This gives rise to the concept of qudit, which is a generalization of the qubit to a d -dimensional Hilbert space. For example, a qutrit ($d = 3$) is a three-state quantum system. A quantum system can also be divided into parts or subsystems. We focus here only on *bipartite* quantum systems, i.e., systems composed of two distinct subsystems. The Hilbert space \mathcal{H} associated with a bipartite quantum system is given by the tensor product $\mathcal{H}_A \otimes \mathcal{H}_B$ of the spaces \mathcal{H}_A and \mathcal{H}_B corresponding to each of the subsystems.

A quantum state can be either “pure” or “mixed”. While states of pure systems can be represented by a state vector $\psi \in \mathcal{H}$, for mixed states the characterization is done with density matrices ρ , which are positive semidefinite Hermitian matrices with trace equal to one.² The Hilbert space \mathcal{H} associated with a bipartite quantum system is given by the tensor product $\mathcal{H}_A \otimes \mathcal{H}_B$ of the spaces \mathcal{H}_A and \mathcal{H}_B corresponding to each of the subsystems. This brings forward the notion of entanglement; any state that cannot be written as a tensor product of quantum states of the subsystems A and B is said to be entangled.

¹We use the Dirac’s bra-ket notation. In this notation “bra” $\langle x|$ denotes a row vector and “ket” $|x\rangle$ a column vector.

²Pure states can also be modeled with a density matrix allowing for uniform treatment, in this case $\rho = \psi\psi^\top$.

\mathcal{H}_A	Hilbert space of the quantum subsystem A	p_A	dimension of \mathcal{H}_A
\mathcal{H}_B	Hilbert space of the quantum subsystem B	p_B	dimension of \mathcal{H}_B
$\mathcal{H}_A \otimes \mathcal{H}_B$	tensor product of \mathcal{H}_A and \mathcal{H}_B	p	dimension of $\mathcal{H}_A \otimes \mathcal{H}_B$
\mathcal{S}_+^p	set of density matrices	n	number of training data
$\mathcal{S}_+^{p,\otimes}$	set of separable density matrices	\mathcal{D}	training data $\{(\rho_i, y_i)\}_{i=1}^n$
$M \geq 0$	positive semi-definite (psd) matrix	ρ_i	input data in \mathcal{S}_+^p
$M^\top, \ \cdot\ $	transpose of M , Frobenius norm	y_i	label in $\{-1, 1\}$
$\text{tr}(M)$	trace of M	$y_i = -1$	ρ_i is separable
$M \otimes N$	Kronecker product of matrices M and N	$y_i = 1$	ρ_i is entangled

Table 1: Notation summary.

Quantum separability is the problem of deciding whether a *bipartite* quantum state is entangled or not [18, 23]. If it is not entangled, the quantum state is said to be separable. In this work, the quantum states are classically described via density matrices. In the case of *pure* states, this problem can be efficiently solved using the Schmidt decomposition [24, Theorem 2.7]. However, in the case of *mixed* states, the problem is known to be NP-hard [9, 12]. It is still a serious challenge to efficiently find accurate approximate solutions to the quantum separability problem. Recent works have therefore explored machine learning strategies to compute such approximations [1, 7, 10, 22]. Although these works have made progress in using machine learning for quantum separability, there is still a notable gap between the two domains. In this work, we bridge this gap by providing a machine learning pipeline for quantum separability and entanglement detection in large-scale scenarios. Specifically, we make the following contributions:

- we provide an efficient Frank-Wolfe-based algorithm to approximately seek the nearest separable bipartite density matrix;
- we derive a systematic way for labeling density matrices as separable or entangled, allowing us to treat quantum separability as a classification problem;
- we propose a data augmentation strategy for entangled density matrices;
- we create a new simulated labeled dataset with thousands of separable and entangled density matrices of sizes 9×9 and 49×49 ; as far as we know, this is the first large-scale dataset for the quantum separability problem;
- we perform numerical experiments using kernel methods to better understand the practical performance of nonlinear classifiers for quantum entanglement detection, providing a reproducible baseline as well as identifying some limitations.

Reproducibility We release our code and data at <https://gitlab.lis-lab.fr/balthazar.casale/ML-Quant-Sep>. Our work takes a step towards benchmarking quantum separability and improving reproducibility. We hope that our results will foster future computational works aimed at detecting quantum entanglement in large-scale high-dimensional settings.

Notation Table 1 summarizes the notation used in this paper. All Hilbert spaces are over the complex numbers. The set of density matrices is $\mathcal{S}_+^p := \{\rho \in \mathbb{C}^{p \times p} : \rho \geq 0, \text{tr}(\rho) = 1\}$, and the set of separable density matrices is $\mathcal{S}_+^{p,\otimes} := \{\rho \in \mathcal{S}_+^p : \rho = \sum_{j=1}^r q_j \sigma_{A,j} \otimes \sigma_{B,j}, \sigma_{A,j} \in \mathcal{S}_+^{p_A}, \sigma_{B,j} \in \mathcal{S}_+^{p_B}, q_j \in \mathbb{R}^+, \sum_j q_j = 1\}$.

2 A machine learning pipeline for quantum separability

As mentioned in the introduction, there are some recent works trying to tackle the problem of quantum separability using machine learning (ML) techniques [1, 7, 10, 22, 31]. However, all these previous studies are either limited to density matrices of very small dimensions, or require a lot of computations and are not feasible for large datasets. The main difficulty stems from the fact that there is no well-labeled training data to learn from in this domain, especially for high-dimensional density matrices. This is the main problem that we want to solve. The two main ingredients of our approach are: *positive partial transpose* (PPT) criterion and *optimal entanglement witness*.

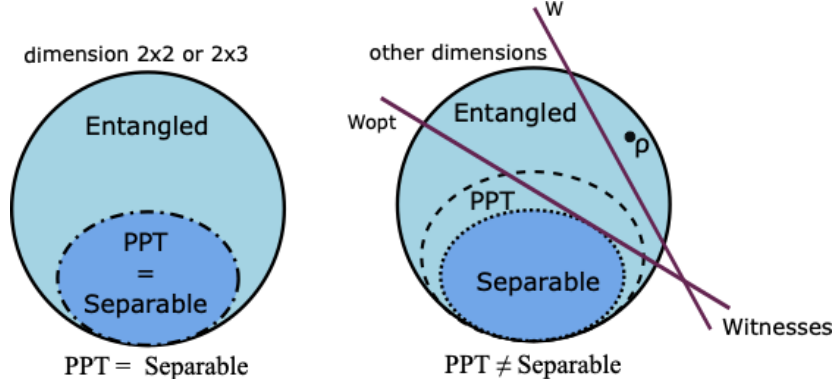


Figure 1: Schematic illustration of the set of separable, PPT and entangled bipartite quantum states. Left: When $p_A = 2$ and $p_B = 2$ or $p_B = 3$, the positive partial trace (PPT) criterion is a necessary and sufficient condition for quantum separability, i.e., the set of separable states and the set of PPT states are the same. Right: In other dimensions, the set of separable states is included in the set of PPT states, i.e., all separable states are PPT but there exists PPT states which are not separable. If a state is not PPT, then it is entangled. The hyperplanes W and W_{opt} are entanglement witnesses; they detect the entanglement of the entangled density matrix ρ . The entanglement witness W_{opt} defines a tangent hyperplane to the set of separable states, so it is optimal.

2.1 Quantum separability

The quantum separability problem for bipartite mixed quantum states is formally defined as follows:

Let $\mathcal{H} := \mathcal{H}_A \otimes \mathcal{H}_B$ be a bipartite quantum state space and ρ be a density matrix acting on \mathcal{H} . The quantum separability problem is to determine if $\rho \in S_+^p$ admits a decomposition of the form

$$\rho = \sum_j q_j \sigma_{A,j} \otimes \sigma_{B,j} \quad \text{s.t.} \quad q_j \in \mathbb{R}^+, \sum_j q_j = 1, \quad (1)$$

where $\sigma_{A,j} \in S_+^{p_A}$, $\sigma_{B,j} \in S_+^{p_B}$ are density matrices acting on \mathcal{H}_A and \mathcal{H}_B , respectively, and the variables $\{q_j\}_j$ form a probability distribution.

If ρ admits such a decomposition then it is said to be *separable*, otherwise it is said to be *entangled*.

This problem is in general NP-hard [12]. Necessary and/or sufficient conditions for quantum separability have been proposed; however, these conditions are rather restrictive or not computationally feasible (see [11, 17] and references therein). In the following we present two criteria for quantum separability on which our approach is based.

PPT criterion Because of its simplicity, *positive partial transpose* (PPT), also known as Peres-Horodecki criterion, is one of the most popular criteria for quantum separability [26, 15]. Let ρ be a density matrix on \mathcal{H} . The matrix ρ is in S_+^p and then can be written as a block matrix composed of the matrix blocks $\rho_{i,j}$ of size $p_B \times p_B$, $\forall i, j = 1, \dots, p_A$. The partial transpose of ρ with respect to subsystem B , denoted by ρ^{\top_B} , is defined as follows:

$$\rho = \begin{bmatrix} \rho_{1,1} & \cdots & \rho_{1,p_A} \\ \vdots & & \vdots \\ \rho_{p_A,1} & \cdots & \rho_{p_A,p_A} \end{bmatrix} \Rightarrow \rho^{\top_B} = \begin{bmatrix} \rho_{1,1}^\top & \cdots & \rho_{1,p_A}^\top \\ \vdots & & \vdots \\ \rho_{p_A,1}^\top & \cdots & \rho_{p_A,p_A}^\top \end{bmatrix}.$$

The PPT criterion states that if a density matrix ρ is separable, then it has positive partial transpose, i.e., $\rho^{\top_B} \geq 0$. It is necessary for any separable density matrix to have positive partial transpose; yet in general this condition is not sufficient to guarantee separability, as there might be non-separable density matrices fulfilling the PPT condition. However this condition guarantees that if the partial transpose matrix has a negative eigenvalue, the state is entangled. Moreover, if ρ is a bipartite density matrix such that $p_A = 2$ and $p_B = 2$ or $p_B = 3$, then $\rho^{\top_B} \geq 0$ implies that ρ is separable. So the PPT criterion becomes in this case a necessary and sufficient condition [15]. In other dimensions this is not the case anymore [16]. See Figure 1 for a schematic illustration.

Entanglement witness An entanglement witness is a quantum separability criterion based on characterizing a separating hyperplane between the set of all separable density matrices and an entangled density matrix (see Figure 1).

Data: $f : D \mapsto \mathbb{R}$ convex, differentiable function
 $S \subset D$ convex set

Result: $\sigma^* \in S \approx \arg \min_{\sigma \in S} f(\sigma)$

```

1  $\sigma_0 \leftarrow \sigma \in S$ ;
2 for  $t = 0$  to  $T$  do
3    $\sigma^* \leftarrow \arg \min_{\sigma \in S} \sigma^\top \nabla f(\sigma_t)$ ;
4    $\alpha \leftarrow \frac{2}{(t+2)}$ ;
5    $\sigma_{t+1} \leftarrow (1 - \alpha) \cdot \sigma_t + \alpha \cdot \sigma^*$ ;
6 end
7 return  $\sigma_T$ ;

```

Algorithm 1: FW algorithm.

Data: $\rho \in \mathcal{S}_+^p$ a density matrix

Result: $\rho^* \in \mathcal{S}_+^{p,\otimes}$ a separable density matrix
approximating (4)

```

 $\rho_0 \leftarrow |\psi_A\rangle\langle\psi_A| \otimes |\psi_B\rangle\langle\psi_B|$  (random states);
for  $i \leftarrow 0$  to  $T$  do
   $|s^*\rangle \leftarrow$  largest eigenvector of  $(\rho - \rho_t)$ ;
   $|s_A^*\rangle, |s_B^*\rangle \leftarrow$  largest Schmidt states3 of  $|s^*\rangle$ ;
   $\alpha \leftarrow \frac{2}{t+2}$ ;
   $\rho_{t+1} \leftarrow (1 - \alpha)\rho_t + \alpha |s_A^*\rangle\langle s_A^*| \otimes |s_B^*\rangle\langle s_B^*|$ ;
end
return  $\rho_T$ ;

```

Algorithm 2: Nearest separable density matrix with FW algorithm and approximate linear subproblem.

Such a separating hyperplane always exists since the set of separable states is convex [15]. More formally, given an entangled density matrix $\rho \in \mathcal{S}_+^p$, an entanglement witness W is a *Hermitian* matrix in $\mathbb{C}^{p \times p}$ such that:

$$\text{tr}(W\rho_S) \geq 0 \text{ for all separable } \rho_S \in \mathcal{S}_+^{p,\otimes}, \text{ and } \text{tr}(W\rho) < 0. \quad (2)$$

In this case we say that W detects the entanglement of ρ , and then for each entangled density matrix there exists a witness that detects its entanglement [15, 11]. In this work we are interested in the notion of *optimal* entanglement witness [5]. An entanglement witness W_{opt} is optimal if there is a separable density matrix $\tilde{\rho}_S \in \mathcal{S}_+^{p,\otimes}$ such that $\langle W_{opt}, \tilde{\rho}_S \rangle = 0$. The geometric interpretation of optimal entanglement witness is that it defines a tangent hyperplane to the set of separable density matrices, as illustrated in Figure 1 (right). One interesting feature of optimal entanglement witness is that it can be computed analytically and efficiently from the *nearest separable* state of an entangled density matrix ρ . In other words, if $\tilde{\rho}_S$ is a separable density matrix that satisfies $\|\tilde{\rho}_S - \rho\| = \min_{\rho_S \in \mathcal{S}_+^{p,\otimes}} \|\rho_S - \rho\|$, where $\|\cdot\|$ is the Frobenius norm, then

$$W_{\rho,opt} = \frac{\tilde{\rho}_S - \rho - \langle \tilde{\rho}_S, \tilde{\rho}_S - \rho \rangle \mathbb{I}_p}{\|\tilde{\rho}_S - \rho\|}, \quad (3)$$

where \mathbb{I}_p is the identity matrix, is an optimal entanglement witness [5]. It is easy to check that $\langle W_{\rho,opt}, \tilde{\rho}_S \rangle = 0$.

2.2 Proposed strategy

Most of the previous works on ML-based quantum separability have considered situations where the dimension of the subsystem A is equal to 2 ($p_A = 2$) and the dimension of the subsystem B is equal to 2 or 3 ($p_B = 2$ or $p_B = 3$), and used the PPT criterion to label the training density matrix as separable or entangled. But this leads to a partial view of the problem, since the learning algorithm in this case should represent and learn whether a quantum state is PPT or not; this is different from the task of quantum separability in general and is not really useful. So, the critical point is the lack of prior knowledge on density matrices that are both PPT and entangled to be incorporated during the learning process.

It is worth noting that the PPT criterion could be used to label density matrices that are entangled and not PPT. As discussed in Section 2.1, quantum states that are not PPT are entangled. Our solution to generate density matrices that are PPT and entangled is based on the notion of entanglement witness. More precisely, we first provide an efficient Frank-Wolfe algorithm to compute good approximations of the nearest separable state problem in order to identify optimal entanglement witnesses. This will allow us to detect the entanglement of PPT density matrices that are not separable. We then propose a data augmentation strategy for these entangled density matrices.

2.2.1 A Frank-Wolfe algorithm to construct nearest separable approximations

Finding the nearest separable state to a given density matrix is a constrained convex optimisation problem. Let $\rho \in \mathcal{S}_+^p$ be a density matrix, the nearest separable state $\tilde{\rho}$ is the solution of the following minimization problem

$$\tilde{\rho} := \arg \min_{\sigma \in \mathcal{S}_+^{p,\otimes}} f_\rho(\sigma), \quad (4)$$

³The states corresponding to the largest Schmidt coefficient of a Schmidt decomposition.

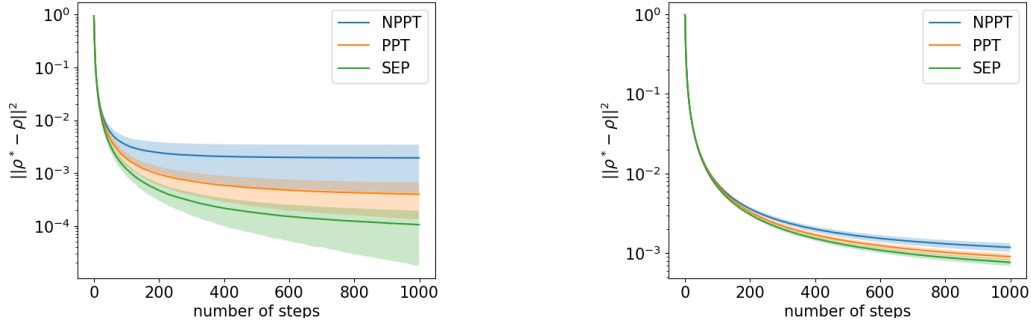


Figure 2: Evolution of the approximation error of the proposed FW algorithm (Algorithm 2) over iterations for randomly generated density matrices which are Non-PPT (blue), PPT (orange) and separable (green) in state spaces of dimensions $p_A = p_B = 3$ (left) and $p_A = p_B = 7$ (right). The colored area around each curve corresponds to the standard deviation. One-thousand data samples were generated for each class of density matrices.

where $f_\rho(\sigma) := \|\sigma - \rho\|^2$ with $\|\cdot\|$ the Frobenius norm and $\mathcal{S}_+^{p,\otimes}$ is the set of separable density matrices.

In the field of machine learning, the Frank-Wolfe (FW) algorithm has received a considerable interest due its *projection-free* property [19]. This leads to efficient algorithms capable of handling large datasets. A pseudo code of the FW algorithm is outlined in Algorithm 1. It is worth to mention that this method was applied in [8] to find the nearest separable density matrix. It was shown that this problem has a unique optimal solution and that the linear subproblem (line 3 in Algorithm 1) leads in this case to the following optimization problem:

$$\arg \max_{|s_A\rangle \in \mathcal{H}_A, |s_B\rangle \in \mathcal{H}_B} \left\langle (\rho - \sigma_t) |s_A\rangle \otimes |s_B\rangle, |s_A\rangle \otimes |s_B\rangle \right\rangle. \quad (5)$$

A block coordinate ascent method has been applied to this problem, requiring an iterative procedure and alternating optimization over $|s_A\rangle$ and $|s_B\rangle$. The whole algorithm becomes prohibitively expensive and infeasible even for small values of p_A and p_B , the dimensions of \mathcal{H}_A and \mathcal{H}_B .

We provide a computationally efficient variant of this Frank-Wolfe method. We propose a simple procedure to approximate the solution of the linear subproblem (5). Our strategy consists of two steps. First, we compute $|s^*\rangle = \arg \max_{|s\rangle \in \mathcal{H}} \left\langle (\rho - \sigma_t) |s\rangle, |s\rangle \right\rangle$, which amounts to finding the normalized eigenvector associated to the largest eigenvalue of the matrix $(\rho - \sigma_t)$. This corresponds to solving the optimization problem (5) without considering the constraints, i.e., $|s^*\rangle$ may not necessary be a tensor product of two states in \mathcal{H}_A and \mathcal{H}_B . This step can be done efficiently using the power method. Then, we construct the matrix σ^* from the Schmidt decomposition of the state $|s^*\rangle$. Let $|s^*\rangle = \sum_i \lambda_i |a_i\rangle \otimes |b_i\rangle$ be the Schmidt decomposition of $|s^*\rangle$ (see Appendix B for more details), then $\sigma^* := |a_1\rangle\langle a_1| \otimes |b_1\rangle\langle b_1|$, where $|a_1\rangle$ and $|b_1\rangle$ are the quantum states corresponding to the largest Schmidt coefficient λ_1 . The Schmidt decomposition allows us to compute the best separable approximation of a pure state, i.e., $|a_1\rangle, |b_1\rangle = \arg \min_{|a\rangle, |b\rangle} \| |s^*\rangle - |a\rangle \otimes |b\rangle \|$. Note that there is no need to compute all the states of the decomposition, only the two corresponding to λ_1 are required. This has the same cost as computing the first pair of left and right singular vectors. Our Frank-Wolfe algorithm for approximating the nearest separable density matrix is depicted in Algorithm 2.

Figure 4 shows the approximation error of Algorithm 2 over iterations in the cases of separable, PPT and non-PPT quantum states. The error is smaller for separable states. This is expected since when ρ is separable, the FW algorithm should converge to this state. Note that PPT states contain separable and entangled states, while non-PPT states are all entangled. Results in Figure 4 also show that our FW algorithm can be used for detecting entanglement: the distance $\|\rho^* - \rho\|$ is compared to a threshold and an assignment to the label “separable” or “entangled” is made based upon whether the distance is below or above the threshold, respectively. There are two main issues with this strategy: (i) we do not know how to choose the threshold, and (ii) we need to run the FW algorithm on all the test data points, which renders inference costly. Therefore, we instead train a classifier to

learn from data the decision function between separable and entangled states.

As we show in the following section, the proposed efficient FW algorithm is the key to create “well-labeled” training datasets for this task.

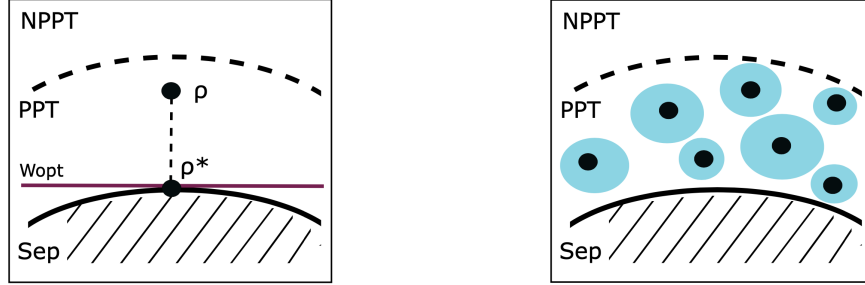


Figure 3: A schematic depiction of the density matrix data labelling and augmentation process. Left: For each generated PPT density matrix ρ , we approximate its nearest separable quantum state ρ^* using the FW method (Algorithm 2). We then compute its optimal entanglement witness W_{opt} using (3) and check numerically whether it satisfies the assumptions in (2). If so, then it is a valid witness and ρ is an entangled PPT state. Right: For each entangled PPT state, we identify using the computed optimal entanglement witness a region that includes this state and preserves inseparability (i.e., entanglement) and positivity under small perturbations. We randomly generate density matrices in these regions. All these density matrices are PPT entangled states.

2.3 Density matrix data labelling and augmentation

Our quantum separability data generation model is based on two steps: a density matrix labelling process and a data augmentation scheme (see Figure 3).

Creating a labeled quantum separability dataset Our dataset contains three types of bipartite density matrices: separable (denoted by SEP), PPT entangled (denoted PPT-ENT) and non-PPT (denoted NPPT-ENT). Recall that by the PPT criterion, if a quantum state is non-PPT then it is entangled (see Section 2.1). The dataset is based on random density matrices. For the generation of random density matrices, we refer the reader to [34, 2, 3]. Data for class SEP are easy to generate. One can randomly generate density matrices of sizes $p_A \times p_A$ and $p_B \times p_B$ and use (1) to compute a separable density matrix in $\mathcal{S}_+^{p, \otimes}$, so the separability here holds by construction. Data for class NPPT-ENT are also easy to obtain. We sample random density matrices in \mathcal{S}_+^p and use the PPT criterion to identify non-PPT quantum states. The task of constructing data for quantum density matrices that are both PPT and entangled is more challenging.

To address this challenge, we proceed as follows. We generate random density matrices in \mathcal{S}_+^p and apply the PPT criterion to select only PPT states. At this stage, the obtained density matrices can be separable or entangled. The goal now is to identify those who are entangled. To do so we compute for each PPT density matrix the nearest separable quantum state using Algorithm 2, with the objective to determine their optimal entanglement witnesses as given by (3). If the witness W_{opt} for a PPT density matrix ρ is valid, i.e., $\text{tr}(W_{opt}\rho_S) \geq 0$ for all separable $\rho_S \in \mathcal{S}_+^{p, \otimes}$ and $\text{tr}(W_{opt}\rho) < 0$ (see Eq. 2), then ρ is entangled. We numerically check these assumptions by generating ten thousands separable density matrices and selecting only the PPT states that satisfy the assumptions on these generated separable states. By doing so, the chosen PPT density matrices are very likely to be entangled. To the best of our knowledge, this is the first practical and efficient method that can provide general PPT entangled density matrices. Note that some examples of PPT entangled states can be found in the literature, see, e.g., [14, 30]. However, they are very specific and restricted to particular configurations (specific dimension requirements, for example), which renders them unsuitable for learning a good decision rule.

Data augmentation The procedure for generating PPT entangled density matrices can be computationally expensive, especially when the dimension p grows. To alleviate this issue, we propose a density matrix data augmentation scheme inspired by a work on robustness of bipartite entangled states [4]. The idea is to add noise to PPT entangled states in order to generate new states while preserving inseparability and positivity under PPT operations. Let $\rho \in \mathcal{S}_+^p$ be a PPT entangled density matrix. There is a region containing ρ inside of which all the density matrices are also PPT and entangled [4, Theorem 1]. The variables needed to define this region can all be computed in closed-form from an entanglement witness W that detects the entanglement of ρ . The complete analytic characterization of this region is given in Appendix C.

During the data labelling stage, a number of PPT entangled density matrices are generated using optimal entanglement witnesses. These witnesses will be used to characterize different regions containing only PPT entangled states. Adding noise to the initial density matrices while remaining in these regions produces new PPT entangled states (See Figure 3). This procedure allows to generate an arbitrarily large number of PPT entangled density matrices from a few examples;

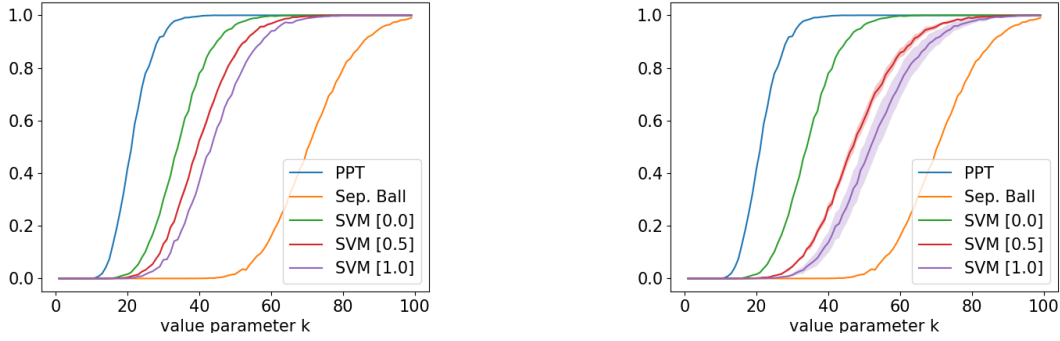


Figure 4: Ratio of density matrices predicted as separable in function of the parameter k . For SVM, the number in the brackets indicate the portion of entangled PPT states used for learning. Left: Without data augmentation. Right: With data augmentation.

however, if the region is small, all the augmented examples will be similar. To add more variability in the data augmentation process, we also perform random transformations of the form $U\rho U^\dagger$, where the symbol \dagger denotes the conjugate transpose, $U := U_A \otimes U_B$, and U_A, U_B are random unitary matrices acting on \mathcal{H}_A and \mathcal{H}_B , respectively. This is a separable transformation that does not change the entanglement. Indeed, it is easy to see that $U\rho U^\dagger$ is a separable density matrix when ρ is separable.

3 Experiments

We created two fully labeled datasets of 6,000 bipartite density matrices following the process described in Section 2. The two datasets are generated in the same way. The first contains density matrices of dimension 9×9 (i.e., $p_A = 3$ and $p_B = 3$). The second is composed of density matrices of size 49×49 (i.e., $p_A = 7$ and $p_B = 7$). Each dataset is a collection of pairs of input density matrices and labels indicating whether the corresponding density matrix is separable or entangled, and contains separable (SEP), PPT entangled (PPT-ENT) and non-PPT (NPPT-ENT) density matrices with 2,000 examples each. The witnesses obtained via the FW algorithm (Algorithm 2) that detect the entanglement of the PPT entangled states is also included in the datasets. For the generation of random density matrices, we used toqito [29], an open-source Python library for quantum information that provides many of the same features as the excellent MATLAB toolbox QETLAB [20]. All the randomly generated density matrices are based on sampling k independent Haar distributed pure states $\{|\psi_i\rangle\}$ on \mathbb{C}^p [34], and considering their uniform mixture $\rho = \frac{1}{k} \sum_{i=1}^k |\psi_i\rangle \langle \psi_i|$. Previous work on quantum entanglement and random density matrices have shown the existence of a threshold for k above which the generated density matrix ρ is separable with high probability [2, 3]. The matrix ρ is more likely to be entangled with small values of k [28].

3.1 Classification

We evaluate the performance of an SVM classifier trained on the created quantum separability datasets. We learn an SVM with 1,000 examples of the class “separable” and 1,000 examples of the class “entangled” in the cases of 3- and 7-dimensional qudits ($p_A, p_B = 3$ or 7). We consider different configurations for the entangled examples depending on the number of entangled PPT states considered for learning. For data augmentation, we randomly select 10 PPT examples entangled from the datasets and use the process described in Section 2.3 to generate a sufficient number of data points. The kernel function and the regularization parameter are selected by five-fold cross-validation.

Learning behaviour with respect to k In this experiment, test data are generated as discussed above with different values of k . Figure 4 shows the ratio of density matrices predicted as separable in function of the parameter k in the case of $p_A, p_B = 3$. We compare the results with those obtained when using the PPT and the separable ball criteria [26, 13]. Note that the PPT criterion will classify all the entangled PPT states as separable, while the separable ball criterion will detect only separable density matrices contained within a ball centered at the maximally-mixed state, an appropriately-scaled identity matrix (see Appendix D for details). These can be viewed as the two extreme choices for entanglement detection. The obtained results are promising, the percentage of the SVM classifier is in between these two extreme cases. This means that the SVM should be able to correctly classify more PPT states than the PPT criterion (those which are entangled) and more separable states than the separable ball criterion.

Table 2: Classification accuracy of SVM on 3-dimensional qudit dataset.

PPT ratio	score SEP	score PPT-ENT	score NPPT-ENT
0%	0.994 (± 0.000)	0.969 (± 0.002)	0.997 (± 0.000)
without augmentation			
25%	0.993 (± 0.001)	0.984 (± 0.003)	0.998 (± 0.001)
50%	0.994 (± 0.001)	0.991 (± 0.001)	0.998 (± 0.001)
75%	0.994 (± 0.001)	0.994 (± 0.001)	1.000 (± 0.000)
100%	0.994 (± 0.000)	0.994 (± 0.000)	1.000 (± 0.000)
with augmentation			
25%	0.993 (± 0.001)	0.990 (± 0.004)	0.998 (± 0.001)
50%	0.994 (± 0.001)	0.998 (± 0.001)	1.000 (± 0.000)
75%	0.991 (± 0.002)	0.999 (± 0.001)	1.000 (± 0.000)
100%	0.992 (± 0.001)	0.999 (± 0.000)	1.000 (± 0.000)

Classification Accuracy We now evaluate the accuracy performance of the SVM classifier. We also use 2,000 examples for testing, 1,000 examples for each class. Accuracy results with the 3-dimensional qudit dataset are in Table 2. SVM obtains very high accuracy with and without data augmentation. Note that we use the same number of data in the two configurations in order to validate the proposed density matrix data augmentation scheme. We also performed experiments with 100 training data points instead of 1,000. The performance obtained is lower in this case but remains strong, more than 80% of classification accuracy. See Appendix E for further details.

It is worth noticing that asking a classifier to predict the class NPPT-ENT may not be useful. Indeed, the PPT criterion can be used to label these data correctly. What is important is the separation between the class SEP and the class PPT-ENT. So, we focus on this task. Classification results with the 7-dimensional qudit dataset are depicted in Figure 5. The task is more challenging due to high-dimensional density matrices. Adding labeled PPT entangled density matrices in the training process allows us to improve the classification accuracy.

3.2 Limitations

As discussed above, the separable density matrices used during training and test are randomly generated from (3). The Frank-Wolfe method (Algorithm 2) produces separable density matrices. Since the FW algorithm searches for the nearest separable quantum state of an entangled state, the produced density matrices in this case should be near to the decision frontier between the two classes SEP and PPT-ENT. We create new training and test sets containing also separable density matrices obtained by the FW algorithm (we call them FW data). The accuracy results are presented in Table 3. SVM is unable to predict the correct class label of FW data. Almost all of them are labeled as entangled. When adding FW data in training, the performance is also bad. Our interpretation is that FW data and PPT-ENT data are geometrically close and have different labels, which could make learning harder. We think that metric learning could be an interesting direction to investigate, since it gives the possibility to learn data geometry by taking into account the labels. This is left for future work.

4 Conclusion

We studied the problem of quantum separability from a machine learning perspective. We proposed a machine learning pipeline to tackle this problem efficiently. Our approach is based on new computationally efficient procedures for data labelling and augmentation of separable and entangled density matrices. We also provided a large-scale simulated quantum separability dataset to support reproducible research at the intersection between machine learning and quantum information.

Acknowledgments

H.K. would like to thank Guillaume Aubrun for very helpful discussions on random density matrices, and Ronald de Wolf for pointing out work on the robustness of entangled states and for useful comments. This work was supported by funding from the French National Research Agency (QuantML project, grant number ANR-19-CE23-0011).

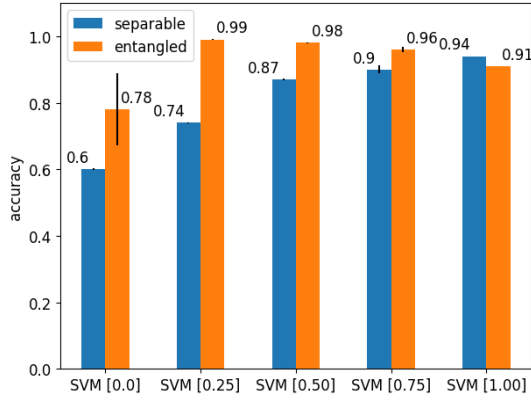


Figure 5: Classification accuracy of SVM on 7-dimensional qudit dataset

Table 3: Classification accuracy of SVM when using separable density matrices generated by the FW method (Algorithm 2) during train and test.

SEP	FW	PPT-ENT	NPPT-ENT
without FW data			
0.99 (± 0.0)	0.01 (± 0.0)	0.99 (± 0.04)	0.99 (± 0.01)
with FW data			
0.97 (± 0.01)	0.21 (± 0.02)	0.76 (± 0.03)	0.88 (± 0.02)

Appendix A Bra-Ket Notation

The so called ‘bra-ket’ notation is used to describe the state of a quantum system. A column vector ψ is represented as ‘ket’ $|\psi\rangle$. The conjugate transpose (Hermitian transpose) of a ket, a row vector, is denoted by ‘bra’ $\langle\psi| := |\psi\rangle^\dagger$, where \dagger denotes the conjugate transpose. The inner product of two vectors $|\psi_1\rangle$ and $|\psi_2\rangle$ can be written in bra-ket notation as $\langle\psi_1|\psi_2\rangle$, and their tensor product, can be expressed as $|\psi_1\rangle|\psi_2\rangle$, i.e., $|\psi_1\rangle \otimes |\psi_2\rangle$.

Appendix B Schmidt Decomposition

The different states of a p -dimensional quantum system can be represented by a set $\{|0\rangle, |1\rangle, \dots, |p-1\rangle\}$ of unit vectors forming an orthonormal basis of a complex Hilbert space \mathcal{H} called the state space of the system. A pure quantum state can be represented by a state vector $|\psi\rangle$ in \mathcal{H} . For *bipartite* quantum systems, i.e., systems composed of two distinct subsystems A and B , the Hilbert space \mathcal{H} associated with the composite system is given by the tensor product $\mathcal{H}_A \otimes \mathcal{H}_B$ of the spaces \mathcal{H}_A and \mathcal{H}_B of the spaces corresponding to each of the subsystems. The dimension p of \mathcal{H} is the product of p_A and p_B , the dimensions of \mathcal{H}_A and \mathcal{H}_B , respectively.

The Schmidt decomposition is a fundamental tool in quantum information theory which plays a central role for entanglement characterization of pure states.

Theorem 1 ([24, Theorem 2.7]). *Suppose $|\psi\rangle$ is a pure state of a composite system, AB . Then there exist orthonormal states $\{|a_i\rangle\}_{i=1}^{p_A}$ for system A , and orthonormal states $\{|b_i\rangle\}_{i=1}^{p_B}$ of system B such that*

$$|\psi\rangle = \sum_{i=1}^p \lambda_i |a_i\rangle \otimes |b_i\rangle,$$

where λ_i are non-negative real numbers satisfying $\sum_i \lambda_i^2 = 1$ known as Schmidt coefficients.

The Schmidt decomposition can be computed numerically by performing a singular value decomposition [32, Section 6].

Appendix C Robustness of PPT Entangled States

Our density matrix data augmentation scheme is based on the notion of robustness of entangled states (see [4] and references therein). This notion quantifies the ability of an entangled quantum states to remain entangled in the presence of noise. Let $\rho \in \mathcal{S}_+^p$ be a PPT entangled density matrix. The paper [4] investigated how much noise can be added to ρ before it becomes separable, and identified a region R_ρ containing ρ inside of which all the density matrices are also PPT and entangled. The region R_ρ is characterized analytically:

$$R_\rho := \left\{ (1-\mu)\left(\nu\rho + (1-\nu)\frac{\mathbb{I}}{p}\right) + \mu\sigma : \nu \in]f(W_\rho), 1[, \mu \in [0, g(\nu, W_\rho)[, \sigma \in \mathcal{S}_+^p \right\},$$

where σ is a density matrix which corresponds to noise, \mathbb{I} is the identity matrix, and $f(W_\rho)$ and $g(\nu, W_\rho)$ are scalar-valued function defined as follows

$$f(W_\rho) = 1/(1 + \lambda_\rho p),$$

and

$$g(\nu, W_\rho) = \min \left[\frac{1 - \nu}{p - 1 - \nu}, \frac{\text{num}(W_\rho^+) \{ \nu(1 + p\lambda_\rho) - 1 \}}{p \text{tr}(W_\rho^+) + \text{num}(W_\rho^+) \{ \nu(1 + p\lambda_\rho) - 1 \}} \right],$$

where W_ρ is a witness that detects the entanglement of ρ , $\lambda_\rho = -\text{tr}(W_\rho \rho)$, $\text{num}(W_\rho^+)$ is the number of positive eigenvalues of W_ρ , and $\text{tr}(W_\rho^+)$ is the sum of all positive eigenvalues of W_ρ . Note that all the parameters needed to characterize the region R_ρ can be computed from ρ and its entanglement witness W_ρ .

Theorem 2 ([4, Theorem 1]). *For any PPT entangled state ρ , the region R_ρ contains only PPT entangled states.*

Appendix D Separable Ball Criterion

The separable ball criterion is a simple sufficient condition for separability of bipartite density matrices [13]. It detects only separable density matrices contained within a ball centered at the maximally-mixed state, an appropriately-scaled identity matrix. The size of this ball of separability was provided by the following result.

Corollary 1 ([13, Corollary 3]). *Let $\rho \in \mathcal{S}_+^p$ be a density matrix and α the vector of its eigenvalues. \mathbb{I} denotes the identity matrix and $\mathbb{1}$ is a vector of all ones. If $\|\rho - \frac{\mathbb{I}}{p}\|^2 = \|\alpha - \frac{\mathbb{1}}{p}\|^2 \leq \frac{1}{p(p-1)} := r^2$, where $\|\cdot\|$ is the Frobenius norm, then ρ is separable. r is the largest such constant.*

The corollary says that ρ is separable if $\text{tr}(\rho^2)$ is less than or equal to $1/(p-1)$ [13]. In quantum information theory, the quantity $\text{tr}(\rho^2)$ is known as the *purity* of a quantum state [33]. It gives information on how much a state is mixed.

Appendix E Experimental Details

E.1 Vector Representation of Density Matrices

Following [22], we use the generalized Gell-Mann matrices (GGM) to obtain a vector representation of density matrices [6, 21]. GGM are higher-dimensional extensions of the Pauli matrices (for qubits) and the Gell-Mann matrices (for qutrits), which are matrices of dimensions 2×2 and 3×3 , respectively. For a p -dimensional space \mathcal{H} , we have $p^2 - 1$ GGM defined as follows:

- $\frac{p(p-1)}{2}$ symmetric GGM: $S_{i,j} = E_{i,j} + E_{j,i}, \forall 1 \leq i < j \leq p$,
- $\frac{p(p-1)}{2}$ antisymmetric GGM: $A_{i,j} = -iE_{i,j} + iE_{j,i}, \forall 1 \leq i < j \leq p$,
- $(p-1)$ diagonal GGM: $D_k = \sqrt{\frac{2}{k(k+1)}} \left(\sum_{i=1}^k E_{i,i} - kE_{k+1,k+1} \right), \forall 1 \leq k < p$,

where $E_{i,j}, \forall 1 \leq i, j \leq p$, is the $p \times p$ matrix whose element (i, j) is 1 and the other elements are 0.

GGM are orthogonal and form a basis [6]. Let $\{G_l\} = \{S_{i,j}\} \cup \{A_{i,j}\} \cup \{D_k\}$ be the set of the $p^2 - 1$ GGM. The vector representation of a density matrix $\rho \in \mathcal{S}_+^p$, a.k.a Bloch vector expansion, is obtained from the following expression:

$$\rho = \frac{1}{p} \mathbb{I} + \sum_{l=1}^{p^2-1} \beta_l G_l,$$

where $\beta_l = \text{tr}(G_l \rho)$ and the vector $\beta = (\beta_1, \dots, \beta_{p^2-1})$ is the Bloch vector. Note that $\beta_l, \forall l$, is a real number and then $\beta \in \mathbb{R}^{p^2-1}$.

E.2 SVM Classifier

We train a nonlinear SVM with polynomial and Gaussian kernels and use the scikit-learn SVM implementation [25]. The hyperparameters of the SVM and the kernels were determined by 5-fold cross validation without using the test data. Code and trained models are available at <https://gitlab.lis-lab.fr/balthazar.casale/ML-Quant-Sep>.

E.3 Additional Results

In the 3-dimensional qudit setting, SVM has achieved good performance on quantum separability when trained with 1000 examples per class. Table 4 compares these results with an SVM trained using 100 examples. It is interesting to see that our data augmentation strategy helps to improve the prediction accuracy.

Table 4: Classification accuracy of SVM on 3-dimensional qudit dataset with 100 and 1,000 examples per class.

PPT ratio	score SEP	score PPT-ENT	score NPPT-ENT
100 examples per class			
0%	0.922 (± 0.005)	0.648 (± 0.032)	0.822 (± 0.032)
without augmentation			
25%	0.934 (± 0.025)	0.668 (± 0.039)	0.817 (± 0.044)
50%	0.914 (± 0.016)	0.676 (± 0.035)	0.822 (± 0.016)
75%	0.911 (± 0.014)	0.742 (± 0.047)	0.877 (± 0.038)
100%	0.915 (± 0.007)	0.693 (± 0.057)	0.824 (± 0.049)
with augmentation			
25%	0.918 (± 0.006)	0.687 (± 0.042)	0.814 (± 0.033)
50%	0.906 (± 0.015)	0.737 (± 0.051)	0.842 (± 0.040)
75%	0.908 (± 0.009)	0.786 (± 0.026)	0.891 (± 0.018)
100%	0.901 (± 0.011)	0.821 (± 0.037)	0.911 (± 0.031)
1000 examples per class			
0%	0.994 (± 0.000)	0.969 (± 0.002)	0.997 (± 0.000)
without augmentation			
25%	0.993 (± 0.001)	0.984 (± 0.003)	0.998 (± 0.001)
50%	0.994 (± 0.001)	0.991 (± 0.001)	0.998 (± 0.001)
75%	0.994 (± 0.001)	0.994 (± 0.001)	1.000 (± 0.000)
100%	0.994 (± 0.000)	0.994 (± 0.000)	1.000 (± 0.000)
with augmentation			
25%	0.993 (± 0.001)	0.990 (± 0.004)	0.998 (± 0.001)
50%	0.994 (± 0.001)	0.998 (± 0.001)	1.000 (± 0.000)
75%	0.991 (± 0.002)	0.999 (± 0.001)	1.000 (± 0.000)
100%	0.992 (± 0.001)	0.999 (± 0.000)	1.000 (± 0.000)

References

- [1] Naema Asif, Uman Khalid, Awais Khan, Trung Q. Duong, and Hyundong Shin. Entanglement detection with artificial neural networks. *Scientific Reports*, 13(1):1562, 2023.
- [2] Guillaume Aubrun. Is a random state entangled? In *XVIIth International Congress on Mathematical Physics*, pages 534–541, 2014.
- [3] Guillaume Aubrun, Stanislaw J Szarek, and Deping Ye. Entanglement thresholds for random induced states. *Communications on Pure and Applied Mathematics*, 67(1):129–171, 2014.
- [4] Somshubhro Bandyopadhyay, Sibasish Ghosh, and Vwani Roychowdhury. Robustness of entangled states that are positive under partial transposition. *Physical Review A*, 77(3):032318, 2008.
- [5] Reinhold A. Bertlmann, Katharina Durstberger, Beatrix C. Hiesmayr, and Philipp Krammer. Optimal entanglement witnesses for qubits and qutrits. *Physical Review A*, 72(5):052331, 2005.
- [6] Reinhold A Bertlmann and Philipp Krammer. Bloch vectors for qudits. *Journal of Physics A: Mathematical and Theoretical*, 41(23):235303, 2008.
- [7] Yiwei Chen, Yu Pan, Guofeng Zhang, and Shuming Cheng. Detecting quantum entanglement with unsupervised learning. *Quantum Science and Technology*, 7(1):015005, 2021.
- [8] Geir Dahl, Jon Magne Leinaas, Jan Myrheim, and Eirik Ovrum. A tensor product matrix approximation problem in quantum physics. *Linear algebra and its applications*, 420(2-3):711–725, 2007.

- [9] Sevag Gharibian. Strong NP-hardness of the quantum separability problem. *Quantum Info. Comput.*, 10(3):343–360, 2010.
- [10] Antoine Girardin, Nicolas Brunner, and Tamás Kriváchy. Building separable approximations for quantum states via neural networks. *Physical Review Research*, 4(2):023238, 2022.
- [11] Otfried Gühne and Géza Tóth. Entanglement detection. *Physics Reports*, 474(1-6):1–75, 2009.
- [12] Leonid Gurvits. Classical deterministic complexity of Edmonds’ problem and quantum entanglement. In *Proceedings of the thirty-fifth annual ACM symposium on Theory of computing*, pages 10–19, 2003.
- [13] Leonid Gurvits and Howard Barnum. Largest separable balls around the maximally mixed bipartite quantum state. *Physical Review A*, 66(6):062311, 2002.
- [14] Saronath Halder, Manik Banik, and Sibasish Ghosh. Family of bound entangled states on the boundary of the Peres set. *Physical Review A*, 99(6):062329, 2019.
- [15] Michal Horodecki, Pawel Horodecki, and Ryszard Horodecki. Separability of mixed states: necessary and sufficient conditions. *Phys. Lett. A*, 223(1):1–8, 1996.
- [16] Pawel Horodecki. Separability criterion and inseparable mixed states with positive partial transposition. *Physics Letters A*, 232(5):333–339, 1997.
- [17] Ryszard Horodecki, Pawel Horodecki, Michał Horodecki, and Karol Horodecki. Quantum entanglement. *Reviews of modern physics*, 81(2):865, 2009.
- [18] Lawrence M. Ioannou. Computational complexity of the quantum separability problem. *Quantum Info. Comput.*, 7(4):335–370, 2007.
- [19] Martin Jaggi. Revisiting Frank-Wolfe: Projection-free sparse convex optimization. In *International conference on machine learning*, pages 427–435, 2013.
- [20] Nathaniel Johnston. QETLAB: A MATLAB toolbox for quantum entanglement, version 0.9. *Qetlab.com*, 2016.
- [21] Gen Kimura. The bloch vector for N-level systems. *Physics Letters A*, 314(5-6):339–349, 2003.
- [22] Sirui Lu, Shilin Huang, Keren Li, Jun Li, Jianxin Chen, Dawei Lu, Zhengfeng Ji, Yi Shen, Duanlu Zhou, and Bei Zeng. Separability-entanglement classifier via machine learning. *Physical Review A*, 98(1):012315, 2018.
- [23] Florian Mintert, Carlos Viviescas, and Andreas Buchleitner. Basic concepts of entangled states. In *Entanglement and Decoherence*, pages 61–86. Springer, 2009.
- [24] Michael A. Nielsen and Isaac L. Chuang. *Quantum Computation and Quantum Information: 10th Anniversary Edition*. Cambridge University Press, 2010.
- [25] Fabian Pedregosa, Gaël Varoquaux, Alexandre Gramfort, Vincent Michel, Bertrand Thirion, Olivier Grisel, Mathieu Blondel, Peter Prettenhofer, Ron Weiss, Vincent Dubourg, et al. Scikit-learn: Machine learning in Python. *the Journal of machine Learning research*, 12:2825–2830, 2011.
- [26] Asher Peres. Separability criterion for density matrices. *Physical Review Letters*, 77(8):1413, 1996.
- [27] Eleanor G. Rieffel and Wolfgang H. Polak. *Quantum computing: A gentle introduction*. MIT Press, 2011.
- [28] Mary Beth Ruskai and Elisabeth M Werner. Bipartite states of low rank are almost surely entangled. *Journal of Physics A: Mathematical and Theoretical*, 42(9):095303, 2009.
- [29] Vincent Russo. toqito—Theory of quantum information toolkit: A Python package for studying quantum information. *Journal of Open Source Software*, 6(61):3082, 2021.
- [30] Enrico Sindici and Marco Piani. Simple class of bound entangled states based on the properties of the antisymmetric subspace. *Physical Review A*, 97(3):032319, 2018.
- [31] Julio Ureña, Antonio Sojo, Juani Bermejo, and Daniel Manzano. Entanglement detection with classical deep neural networks. *arXiv preprint arXiv:2304.05946*, 2023.
- [32] Charles F. Van Loan. The ubiquitous Kronecker product. *Journal of computational and applied mathematics*, 123(1-2):85–100, 2000.
- [33] Karol Życzkowski, Pawel Horodecki, Anna Sanpera, and Maciej Lewenstein. Volume of the set of separable states. *Physical Review A*, 58(2):883, 1998.
- [34] Karol Życzkowski, Karol A Penson, Ion Nechita, and Benoit Collins. Generating random density matrices. *Journal of Mathematical Physics*, 52(6):062201, 2011.