

Encyclopedic VQA:

Visual questions about detailed properties of fine-grained categories

Thomas Mensink^{†,*}

mensink@google.com

Jasper Uijlings^{†,*}

jrru@google.com

Lluís Castrejon*

lluisc@google.com

Arushi Goel[‡]

goel.arushi@gmail.com

Felipe Cadar[‡]

cadar@dcc.ufmg.br

Howard Zhou*

howardzhou@google.com

Fei Sha*

fsha@google.com

André Araujo*

andrearaujo@google.com

Vittorio Ferrari*

vittoferrari@google.com

Abstract

We propose *Encyclopedic-VQA*, a large scale visual question answering (VQA) dataset featuring visual questions about detailed properties of fine-grained categories and instances. It contains 221k unique question+answer pairs each matched with (up to) 5 images, resulting in a total of 1M VQA samples. Moreover, our dataset comes with a controlled knowledge base derived from Wikipedia, marking the evidence to support each answer. Empirically, we show that our dataset poses a hard challenge for large vision+language models as they perform poorly on our dataset: PaLI [14] is state-of-the-art on OK-VQA [37], yet it only achieves 13.0% accuracy on our dataset. Moreover, we experimentally show that progress on answering our encyclopedic questions can be achieved by augmenting large models with a mechanism that retrieves relevant information from the knowledge base. An oracle experiment with perfect retrieval achieves 87.0% accuracy on the single-hop portion of our dataset, and an automatic retrieval-augmented prototype yields 48.8%. We believe that our dataset enables future research on retrieval-augmented vision+language models. It is available at https://github.com/google-research/google-research/tree/master/encyclopedic_vqa.

1. Introduction

Recently, large Vision+Language models (VLMs) have demonstrated impressive performance on Visual Question Answering (VQA) benchmarks [7, 14, 24, 57]. However, Fig. 1 shows two typical examples where such models fail.

[†]Equal contribution. [‡]Work done during internship at Google.

*Google Research




Figure 1: **One of the two answers above is wrong, do you know which one?** Encyclopedic questions about detailed properties of fine-grained entities are difficult. Not only for humans, but also for large VLMs. PaLI [14] fails to answer both questions correctly.

Answering these questions correctly requires knowledge of detailed properties (*i.e.* symbol of which city, year of automation) of fine-grained categories (‘Pinus Pinea’) or instances (‘Point Reyes Lighthouse’). We hypothesize that this type of *encyclopedic* knowledge is hard for VLMs to properly encode in its model parameters because such long-tail information occurs rarely in its training data (*i.e.* the web). Additionally, VLMs produce such incorrect answers generally with high confidence, while these answers are hard for users to verify since the model does not provide any explanations. The answer to Fig. 1 (left) is correct; (right) should be 1975. PaLI [14] predicts both incorrectly.

Both problems can be addressed by retrieval-augmented models, which base their predictions on knowledge retrieved from a database. These models recently gained popularity in NLP (*e.g.* [9, 23, 30, 33]), and some early multi-modal models also exist [22, 26, 36, 52]. Retrieval-augmented models are well-suited for encyclopedic knowledge since retrieving the correct entry from a knowledge base greatly facilitates constructing the right answer. Furthermore, the retrieved piece of knowledge provides *attri-*









		Question Type			
		Templated	Automatic	Automatic - multi-answer	2-Hop
Landmarks					
	Q: Who founded this monastery? A: Prince Constantin Brâncoveanu C: Horezu monastery	Q: When was the first permanent settlement made at this valley? A: 1864 C: Clover valley	Q: What fish can be found in this lake? A: trout, lake char C: Úlfjótvatn	Q: What amusement park is located in the city where this square is located? A: Tivoli Gardens C: Rådhuspladsen, Copenhagen	
Natural World					
	Q: How old does this reptile become? A: 40 years C: Gila monster	Q: How many feet tall does this tree grow to? A: 7 to 13 C: Acacia paradoxa	Q: Where is this bird found? A: Colombia, Venezuela, Ecuador C: Boissonneaua	Q: How many national park service maintained sites are in the state where this plant grows? A: 24 C: Chorizanthe rigida	

Figure 2: **Example VQA annotations for different question types.** Each example consists of an image I , a question Q and the answer A . We also show the category C of the subject of the question. As attribution, we provide a section within the Wikipedia page of C which supports the answer. Our *Encyclopedic-VQA* dataset has a total of 1M (I, Q, A) triplets.

OK-VQA	A-OKVQA	FVQA	KVQA	S3VQA
				
Q: What sort of vehicle uses this item? A: firetruck	Q: What does the man who sits have trouble doing? A: walking	Q: What furniture in this image can I lie on? A: sofa	Q: Who is to the left of Hillary Clinton? A: Amir Khan	Q: What is the process by which this insect develops? A: complete metamorphosis
				
Q: When was this piece of sporting equipment invented? A: 1926	Q: What could block the washer's door? A: stove	Q: Which transportation way in this image is cheaper than taxi? A: bus	Q: Who among the people in the image is the eldest? A: Person in the left	Q: Where was this weapon used to attack the French camp? A: Crecy

Figure 3: **Typical examples of VQA datasets which require knowledge beyond the image.**

tribution to the answer by design. This increases model interpretability and therefore human trust, has applications to fairness and helps diagnosing and debugging model errors.

To drive progress on handling encyclopedic knowledge and attribution in VQA we need a suitable dataset. The popular OK-VQA [37] and A-OKVQA [46] datasets focus on questions requiring knowledge outside the query image. However, the majority of questions require commonsense knowledge (e.g. Fig. 3 top-row, two left-most examples), a type of knowledge for which current VLMs are powerful in both theory and practice [7, 14, 24, 57]. These datasets [37, 46] also include some questions re-

quiring knowledge of detailed properties, but mostly about coarser basic-level categories [45] (e.g. Fig. 3 bottom-left). There are a few other datasets which target detailed properties [27, 47]. But both [27, 47] lack attribution annotations, [27] is very small (Tab. 1 right-most column), and [47] focuses only on celebrities (Fig. 3 fourth column). Hence no current VQA dataset is fully satisfactory.

In this paper we introduce the *Encyclopedic-VQA* dataset, which offers several attractive features (Fig. 2, Tab. 1). Our dataset asks questions about fine-grained categories from iNaturalist 2021 [51] (Fig. 2 bottom row) and instances from the Google Landmarks Dataset v2 [56]

	OK-VQA [37]	A-OKVQA [46]	FVQA [53]	S3VQA [27]	KVQA [47]	Encyclopedic-VQA (ours)
<i>Truly multimodal</i>	++	++	++	++	++	++
<i>Encyclopedic</i>	±	-	-	+	++	++
↪ Detailed properties	+	±	-	++	++	++
↪ fine-grained categories / instances	-	-	-	+	++	++
<i>Controlled knowledge base</i>	--	--	+	±	±	++
↪ answer supported by KB	--	--	++	++	++	++
↪ KB provided	--	--	++	--	++	++
↪ KB free-form	--	--	--	--	--	++
↪ attribution	--	±	++	--	--	++
<i>Scale</i>	±	+	--	--	++	++
<i>Two-hop</i>	--	--	--	--	++	+
Subject	various	various	various	various	celebrities	fine-grained species, landmarks
Number of text questions Q	14k	25k	6k	7k	183k	221k
Number of images I	14k	24k	2k	7k	25k	514k
Number of unique VQA triplets (I, Q, A)	14k	25k	6k	7k	183k	1,036k

Table 1: **Comparison of recent VQA datasets.** We compare recent VQA datasets with our proposed dataset on VQA design principles.

(Fig. 2 top row). We construct questions about detailed properties based on Wikipedia (*e.g.* founder of building, maximum age of animal). As a consequence, all questions in our dataset are about *encyclopedic* knowledge. Furthermore, we provide a controlled knowledge base suited to answer these questions: 2M Wikipedia pages consisting of free-form text and images [48]. We also mark ground-truth *attribution* for each answer at the granularity level of a section within a Wikipedia page. Importantly, our dataset is collected at *scale*: we have 221k unique question+answer pairs each matched with around 5 images, resulting in a total of 1M examples. This makes our dataset the largest of its kind. Finally, many of our questions are complex *two-hop* questions [58], which require multiple different documents from the knowledge base to solve (Fig. 2 right).

We validate the usefulness of our dataset through several experiments. In particular, we demonstrate that a large VLM (PaLI [14]) which yields state-of-the-art results on OK-VQA [37] performs poorly on our dataset (13.0% accuracy). Next we demonstrate through an oracle experiment that retrieval-augmented models can yield 87.0% accuracy. Finally, we use an online image search engine to build an automatic retrieval-augmented prototype, reaching 48.8% accuracy. We conclude that (1) our dataset poses a strong challenge in VQA and is in fact too hard for standard VLMs; (2) retrieval-augmented VLMs demonstrate a strong potential for addressing encyclopedic knowledge; (3) our results leave significant headroom for further research to improve retrieval-augmented VLMs.

2. Design principles for our dataset

We create our VQA dataset with the following desired properties in mind: (1) *Truly Multimodal*. The questions should not be answerable without the image or the textual question [21]. (2) *Encyclopedic*. The questions should be about detailed properties of fine-grained categories or instances; a type of questions which are problematic for vanilla VLMs [7, 14, 24, 57]. (3) *Controlled knowledge base*. Each answer in our dataset should be attributable to

that specific part of the knowledge base which supports it. Hence the knowledge base is an integral part of our dataset, which enables measuring whether a model answers a question correctly for the right reason. For generality we want this knowledge base to be free-form text and to contain images. (4) *Scale*. The dataset should be large. Dataset size has always mattered and this is even more true with the increasingly large VLM models (*e.g.* [6, 14, 28, 60, 39]). (5) *Two-hop*. A portion of our questions should require knowledge from multiple different documents from the knowledge base. Including such complex two-hop questions [58] leaves substantial headroom for future model development.

3. Related Work

Visual Question Answering (VQA). DAQUAR [35], FM-IQA [20], Visual Madlibs [59], VQAv1 [8] and VQAv2 [21] are early VQA datasets. These datasets mostly ask visual questions that can be answered based on the query image and generic knowledge such as basic-level category recognition (*e.g.* ‘cat’), counting items, colors, etc.

Knowledge-based VQA. Tab. 1 and Fig. 3 compare datasets which are designed to require knowledge not present in the image [27, 37, 46, 47, 53]. In particular, OK-VQA [37] and A-OKVQA [46] mostly require commonsense knowledge. In addition, some questions (18%) in A-OKVQA do require knowledge of detailed properties, but about basic-level categories. Finally, 3% of the questions require knowledge about physics. In this paper we create a dataset with questions *exclusively* about detailed properties of fine-grained categories and instances (Fig. 2). We believe that such encyclopedic questions truly require access to a knowledge base to be answered. In fact, we release the knowledge base along with our dataset, whereas no explicit knowledge base was involved in the creation of [37, 46].

Some existing VQA datasets are supported by a knowledge base [27, 47, 53]. FVQA [53] is about commonsense knowledge. KVQA [47] asks detailed properties about celebrities. Both [47, 53] are based on a structured knowledge base (RDF triplets). Instead, our knowledge base is

readily available free-form Wikipedia text, which has more information. Furthermore, KVQA is exclusively about people, which requires specialized methods based on face detection and recognition. In contrast, our dataset offers a broader range of topics, including animals, plants and landmarks. S3VQA [27] is the most related work to ours. It builds on categories of OpenImages [32], some fine-grained and others more basic-level. They automatically generate questions from Wikipedia articles, which by construction are about detailed properties. Then they let experts manually select and rephrase relevant questions. Our paper also automatically generates QA pairs from Wikipedia. However, we go beyond [27] in several ways: (1) our dataset is much larger (7k vs 1M VQA triplets), (2) we include more complex multi-hop questions, (3) we release the knowledge base along with the QA pairs. This also includes ground-truth answer attribution in the form of the supporting Wikipedia section.

The InfoSeek dataset [15] is concurrent to our work. It also targets detailed properties of fine-grained categories, but does not include multi-answer and two-hop questions, and was collected using a different annotation protocol.

Automatic question generation. A few VQA datasets are generated from image captions [44, 13]. While this enables much larger scale, it results in simple visual questions. We build a portion of our dataset using a similar pipeline as [13], but apply it to Wikipedia pages instead to obtain high-quality questions on detailed properties. As another difference, we verify them with human annotators.

Multi-Hop Reasoning in NLP. The NLP community has many text-only QA datasets (e.g. [19, 29, 31, 38, 42, 50, 55, 58]). Notably, HotpotQA [58] introduces the concept of ‘bridge entity’ which links two related entities. They use this to show an annotator two related Wikipedia paragraphs from different pages and ask to create questions which requires knowledge from both paragraphs. We use ‘bridge entities’ to automatically chain two questions together into a compound two-hop question.

Retrieval-augmented models. Our dataset seems particularly suited for retrieval-augmented models. While pioneered in NLP [9, 23, 30, 33], several recent works use retrieval for VQA. KRISP [36] leverages triplets encoding facts, categorical knowledge and object relationships in a graph-based reasoning framework. KAT [22] uses Wikidata triplets, and a reasoning module cross-attends them with GPT-3 answers, the result being fed into a decoder for answer generation. InFactuality [52] leverages index images to link entities present in the query image and Wikidata triplets to gather facts, which are fed into a UNITER [16] reasoning module. REVEAL [26]’s external knowledge is composed of image-text pairs, question answering pairs and knowledge graph triplets, which are used to assist a generator module in producing answers.

4. Dataset

We now detail the construction of our dataset while following the design principles (Sec. 2). To achieve *scale* we automate construction whenever possible. We use human annotators to ensure quality and to provide information which we could not get automatically. We simplify human annotation tasks as much as possible, which increases both the quality and efficiency of their work.

We define a unit for our VQA task as a triplet (I, Q, A) . The multi-modal question features an image I and accompanying textual question Q . The subject of the question Q appears in I and is a core concept of our work. We refer to the category of the subject as C (e.g. ‘Horezu Monastery’ or ‘Gila Monster’ in Fig. 2-left). The answer A is purely textual. Our dataset also records the evidence for each answer in the knowledge base, as a section within the Wikipedia page for C where the answer is found. In contrast to many existing VQA datasets, we record only a single answer, since it is unambiguous given the knowledge base.

To make our dataset *truly multi-modal*, we always refer to the subject of the question by its super category (e.g. ‘this monastery’, ‘this reptile’, as opposed to ‘the Horezu Monastery’, ‘the Gila monster’, etc.). This ensures visual recognition is required to solve our task, as there would be many potential answers to the textual question alone (e.g. a different answer for each monastery in the world).

4.1. Supporting Datasets

We build on two of the largest existing datasets with fine-grained categories: iNaturalist 2021 (iNat21) [51] and Google Landmarks Dataset V2 (GLDv2) [56]. **iNat21** is a fine-grained visual classification dataset containing 2.7M images depicting 10,000 species, grouped into 11 super categories: plants, insects, birds, mammals, etc. **GLDv2** is a landmark recognition dataset with 4M images depicting 200k landmarks. Each landmark is sourced from Wikimedia Commons [5], enabling us to mine the existing category-hierarchy (allowing to define super categories, like bridges, castles, lighthouses, lakes etc.), and to link them to Wikipedia articles. We use these provided annotations to speed up the annotation of our dataset, to identify relevant knowledge categories, and to assign images I to textual questions Q automatically.

We create our controlled knowledge base starting from the WIT dataset [48], which contains 37M image-snippet pairs with 11M unique images from Wikipedia. We select all images linked to an English snippet and then extend WIT to include the full corresponding Wikipedia article (snapshot of 13 August 2022). This spans 2M English articles. We then identify which categories of iNat21 and GLDv2 map one-to-one to a single Wikipedia article. We found such unique mappings for 80% of the iNat21 and 50% of the GLDv2 categories. We only create questions for those

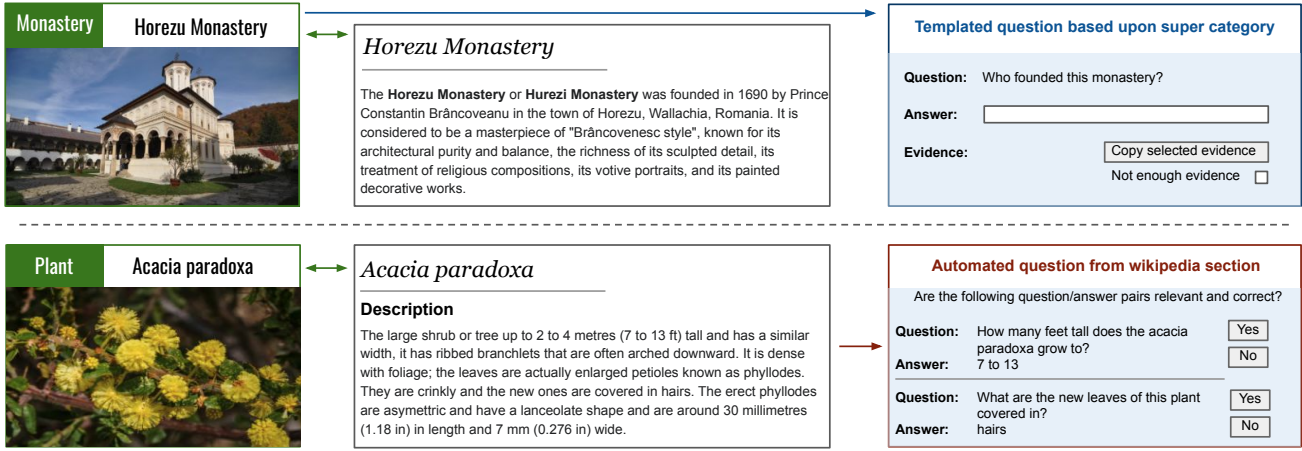


Figure 4: **Data collection for templated and automatically generated single-hop questions.** Top: Experts create templated questions Q based on a super category (e.g. Monastery). Annotators are given the full Wikipedia page for a particular C , and asked to provide the answers A and the evidence. Bottom: Questions are automatically generated from a Wikipedia section of C and validated by human annotators. In both processes, the annotator never sees the image I corresponding to C .

categories with a uniquely identifiable Wikipedia article.

The combination of iNat21 & GLDv2 with Wikipedia as knowledge base enables creating (I, Q, A) triplets covering the long-tail: questions about detailed properties (on Wikipedia text) of fine-grained categories (species from iNat21) and instances (landmarks from GLDv2). Hence, this satisfies the *encyclopedic* design principle.

4.2. Single-hop questions

The answer to a single-hop question can be found in the Wikipedia article of the category C which is the subject of the question. We construct such questions in two alternative ways: *templated* and *automatically generated*.

Templated single-hop. We use of the super category annotations available in the supporting datasets (e.g. reptiles for iNat21, monasteries for GLDv2). For each super category we manually define several questions, like *Who founded this monastery?*. We then ask human annotators to answer these questions for a particular species/landmark C (e.g. Horezu Monastery), showing them the relevant Wikipedia page (see Fig. 4). Hence, the annotators do not have to recognize C in an image, which would require expert knowledge. Instead, they just have to identify whether the answer is in the Wikipedia article. If yes, they mark the evidence for it (for attribution). If no, we discard that question (as it cannot be answered with our knowledge base and it would break the *controlled knowledge base* principle). We start with 10 questions per category, resulting in 4.3 questions on average per species with a valid answer for iNat21, and 3.4 per landmark for GLDv2 (see examples in Fig. 2 first column).

Now we have a textual question Q and an answer A . To form a complete multi-modal question, we pair Q with an image I of C from the supporting datasets. Note that any Q occurs multiple times in the dataset with different answers. Hence by design the accompanying image I is necessary to

resolve the specific category C and a model simply remembering $Q+A$ pairs cannot solve the challenge.

Automatically generated single-hop. We increase the diversity of questions in the dataset with automatically generated questions (Fig. 4). Similar to [27], we feed the Wikipedia article of a category to a question generation model [13]. It processes a section of an article at a time, producing a large number of $Q+A$ pairs (typically 100s), by inverting statements from the text.

We include two filtering steps. First, we require the category name of C to be used in the question. This reduces the number of questions by 20 \times , and ensures that the question is about C (and not about another entity found in the snippet of text). Second, to increase diversity we remove near identical questions and limit the number of questions per Wikipedia section.

The human annotation task is now extremely simple: validate whether the $Q+A$ pair is relevant and correct, given the Wikipedia section used to generate it. A question Q is *relevant* if it is well-formed, makes sense semantically, and is expected to have an unambiguous answer. The answer A is correct if it is supported by the given Wikipedia section. Finally, we can directly use the Wikipedia section used to generate the QA pair as evidence for the answer (attribution for free!)

About 80% of the questions sent to annotators are validated positively. The questions contain (by design) the name of the category C , and we rephrase them using a carefully-prompted FLAN [18] version of PaLM [17] to replace the mention of C by its super category, which produces Q . For example, the question *Where is the Église Saint-Cannat located?* is rephrased by PaLM to *Where is this church located?* An image I from C from a supporting dataset is then associated to this question.

Multi-answer questions. For many properties of a cat-



Figure 5: **Illustration of two-hop question generation using bridge entities.** The bridge entity, e.g. spotted hyena, is an answer to a single-hop question which has its own entry in the knowledge base. Hence we can ask a second single-hop question about it. These two questions are then chained into a two-hop question.

egory C the response should be a list with multiple answers. For example *What fish can be found in this lake?* or *Where is this bird found?*, could be answered with a list of fish (or countries, respectively; Fig. 2, third column). For these kinds of questions we define the multi-answer question type. We filter the automatically generated QA pairs for questions likely to have multiple answers, and extract an initial list. Then we ask the annotators to complete and verify the list with all the possible answers.

4.3. Two-hop questions

Two-hop questions are defined as requiring two reasoning steps to obtain the final answer. Here we focus on *chained* two-hop questions, which require two consecutive retrieval steps. To construct such questions at scale, we use the notion of a *bridge entity* [58]: if the answer to a single-hop question is an entity with its own Wikipedia page, it serves as a bridge entity, about which we can ask a second single-hop question, see Fig. 5.

We automatically identify bridge entities from the single-hop answers (Sec. 4.2), then manually discard words like *yes*, *blue*, and *heavy* which would yield very artificial multi-hop questions. We then automatically generate and validate questions for these bridge entities using our automatically generated single-hop pipeline.

We create the final two-hop question automatically using PaLM, by feeding it the two single-hop questions with an appropriate prompt. Unfortunately, these two-hop questions are often incorrect. Therefore, we create a second prompt to validate the two-hop question: PaLM is asked to answer the two-hop question using the two initial single-hop questions with answers as context. If the predicted answer is identical to the answer of the second single-hop question, then the two-hop question is validated and kept in our dataset; otherwise, it is discarded. This increases the accuracy of the two-hop questions substantially. Examples of validated two-hop questions are given in Fig. 2 (right).

4.4. Dataset statistics

Our dataset contains in total 1M (I, Q, A) triplets (Tab. 2). These are derived from a total of 221k textual $Q+A$ pairs from 16.7k different categories C . Each $Q+A$

pair is combined with (up to) 5 images I showing different instances of the same category C from the supporting datasets. This increases visual diversity and in total we use 514k unique images. There are in total 15k textual single-hop templated questions, and 158k automatically generated questions. Moreover, the dataset contains 25k multi-answer questions and 22k two-hop questions.

Looking in detail at the 221k $Q+A$ pairs, 175k of them have a unique Q (i.e. no string match with any other question). Moreover, there are 95k unique answers, of which 73k occur only once. The remaining 22k answers follow a Zipf’s law: 11k answers occur twice, 2k answers occur 10+ times, and less than 400 answers occur more than 50 times.

Train / Val / Test splits. To allow for evaluating different properties of the dataset, we carefully design its train/val/test splits. First, there is no overlap in the images I used in the train, val, or test splits. For GLDv2, we sample images for all our splits from their train-clean split, which avoids most noisy labels in their dataset. For iNat21, we sample our train images from their train set, and our val and test images from their validation set (their test set annotations are not publicly available). Next, about two-thirds of the questions Q and half of the answers A in our val and test splits do not occur in our train split. Finally, roughly 17% of the subject categories C in our val and test splits are not used in our train split. This allows for analyzing different desirable properties of VQA models on our dataset.

	Number of (Q, A) pairs			Total (I, Q, A) triplets		
	Train	Val	Test	Train	Val	Test
Templated	13,928	400	1,000	66,535	1,827	1,000
Automatic	153,441	1,750	2,750	737,114	8,025	2,750
Multi Answer	23,929	400	1,000	112,736	1,844	1,000
Two Hop	21,040	400	1,000	99,866	1,895	1,000
Total	212,338	2,950	5,750	1,016,251	13,591	5,750

Table 2: **Dataset Statistics.** We report the number of (question, answer) pairs, and (image, question, answer) triplets for different question types. In total our dataset contains 1M VQA triplets, making it the largest of its kind.

Dataset	variety of Q	disparity of Q
	# unique bigrams	avg. cosine dist.
FVQA [53]	7.9k	0.620
KVQA [47]	12.8k	0.504
OK-VQA [37]	19.3k	0.843
S3VQA [27]	19.7k	0.805
A-OKVQA [46]	33.9k	0.856
<i>Encyclopedic-VQA</i>	257.9k	0.833

Table 3: **Diversity of questions** Q measured in terms of *variety* and *disparity* (higher is better). Disparity numbers are mostly taken from [46], but we reproduced their A-OKVQA result to validate our re-implementation. Our dataset has the largest variety and is close to the best ones on disparity.

4.5. Question Diversity

We want to compare the diversity of our VQA questions to other datasets. However, diversity is a broad concept which manifests through a combination of three basic properties: variety, disparity, and balance [49]. Here we focus on variety and disparity.

Variety. This refers to the semantic variety spanned by the VQA questions. One simple measure of variety is the number of unique textual questions Q (175k in our dataset). However, this ignores the fact that some questions are semantically similar. Another measure is the number of topics covered by the questions, for which we can use the number of categories C (16.7k in our dataset). However, each dataset typically uses a different set of categories at different levels of granularity, making their category counts hard to compare directly. So instead, we consider the number of unique bigrams across all questions Q , as a reasonable approximation of the semantic space spanned by all Q .

Disparity. This measures how different the questions are from each other. We follow the measure introduced in A-OKVQA [46]: (1) we first project all questions Q into a common semantic space using a publicly available [3] Sentence-BERT model [43]; then (2) we measure the average cosine distance between all question pairs (defined as $1 - \text{cosine similarity}$ by [46]). Note that while [46] proposed this as a generic measure of diversity, it actually only measures *disparity* as defined in [49].

Results. We report variety and disparity for knowledge-based VQA datasets in Tab. 3. Our dataset offers the largest question variety by an order of magnitude. Importantly, this is not only due to dataset size: while *Encyclopedic-VQA* and KVQA [47] are the largest datasets and have a comparable number of questions, KVQA has much less variety. In terms of disparity, our dataset is close to the best ones OK-VQA [37] and A-OKVQA [46], and better than FVQA, KVQA and S3VQA.

Model	Retrieval	OK-VQA Accuracy
KAT [22]	✓	53.1
REVEAL [26]	✓	59.1
PromptCap [25]	-	60.4
PaLI [14]	-	64.5

Table 4: **OK-VQA:** PaLI is state-of-the-art on OK-VQA. It is therefore an good candidate to apply to our *Encyclopedic-VQA*.

5. Experiments

We evaluate PaLI [14], PaLM [17] and GPT-3 [10] on our dataset. We apply all models directly and in retrieval-augmented settings. For evaluation we use the test split of our dataset on the single-hop templated and automatically generated questions (except for Sec. 5.6 where we also evaluate multi-answer and two-hop questions). We measure accuracy as the percentage of questions where the predicted model answer matches the ground-truth answer. All ground-truth answers and model predictions are pre-processed following standard VQA practices [21] to facilitate checking their correctness (remove articles, punctuation, etc.). Furthermore, we use the 'BERT Matching' criterion BEM [12] to determine whether a predicted answer is correct given the question and the ground-truth answer. BEM evaluation allows for more flexibility in the answer formulation than classical exact matching, coming much closer to human judgement of correctness, as is shown in [12] and in our user study in Appendix B. We consider an answer correct when its BEM score is ≥ 0.5 . If an example has multiple ground-truth answers, we compute the BEM score for each and choose the maximum.

5.1. Large Models without Retrieval

PaLI. To measure the performance of a large VLM on *Encyclopedic-VQA* we use PaLI [14]. It yields the state-of-the-art accuracy on OK-VQA [37] (64.5%), and outperforms retrieval-augmented models such as KAT [22] (53.1%) and REVEAL [26] (59.1%) by a large margin (Tab. 4). This demonstrates that the type of knowledge required to solve OK-VQA can be captured by large VLMs. PaLI is therefore a good candidate to verify whether large VLMs capture also encyclopedic knowledge. We use a PaLI model with 17B parameters pre-trained on a huge amount of data including Wikipedia (so it has seen the knowledge base containing the answers for our dataset). Our PaLI model is additionally fine-tuned on OK-VQA and therefore particularly suited for VQA tasks. We feed this model Q, I inputs for each test sample to produce model answers.

Tab. 5 (first row) shows that PaLI has an accuracy of only 13.0%. This low performance indicates that PaLI either fails to recognise fine-grained categories and instances, or fails to provide detailed properties, or both. Hence encyclopedic knowledge is truly difficult for this model.

System	Retrieval	Extra input	Model		
			PaLI [14]	PaLM [17]	GPT-3 [10]
Vanilla model	-	-	13.0%	19.7%	15.5%
Oracle	Subject C	-	16.7%	31.0%	26.9%
	KB Article	-	29.7%	78.4%	77.4%
	KB Section	-	48.8%	87.0%	82.1%
Lens	KB Article	-	21.4%	48.0%	44.9%
	KB Section	-	28.1%	48.8%	44.6%
PromptCap	-	Captions NN train samples	17.8%	29.7%	25.6%

Table 5: **Accuracy on single-hop questions.** We report model accuracy for our single-hop templated and automatically generated questions. While large models struggle with our *Encyclopedic-VQA* dataset, our experiments show the promise of augmenting them with a retrieval mechanism.

PaLM and GPT-3. Models with a larger language understanding component [11, 10, 17, 40] might be better at memorizing detailed properties and extracting information from textual knowledge base entries. Therefore, we experiment with PaLM 2 [17] (`text-bison@001` model, available through the PaLM API) and GPT-3 [10] (`text-davinci-003`, accessible through the OpenAI API). Both are trained on massive amounts of text including Wikipedia. GPT-3 is especially large, with 175B parameters. Here we feed each model only the text questions Q as they cannot consume images. This measures how well our dataset can be solved by language alone. These models reach a modest accuracy (19.7%, 15.5%, Tab. 5). While they only takes textual inputs, they can be made multi-modal by adding a visual retrieval mechanism, as we do in the following sections.

5.2. Large Models with Oracle Retrieval

Oracle retrieval of subject C . This experiment tests whether the most difficult aspect of *Encyclopedic-VQA* is recognizing fine-grained categories and instances in the image. Therefore we provide along with the test question its corresponding subject category C as an additional textual input to our models (*i.e.* as part of the prompt; *Oracle - Subject C* in Tab. 5). While PaLI shows small improvements over its non-retrieval version, PaLM and GPT-3 improve considerably to 31.0% and 26.9%, respectively. However, this is still rather low performance. We conclude that determining the fine-grained category or instance is only part of what makes our dataset difficult.

Oracle retrieval of KB article. We now go a step further and provide the full ground-truth Wikipedia article about C to the models in the prompt (*Oracle, KB Article* in Tab. 5). This time, results increase dramatically: 29.7% accuracy for PaLI, 78.4% for PaLM and 77.4% for GPT-3. This demonstrates that (1) memorizing detailed properties is a hard challenge for vanilla large VLMs, (2) adding a re-

trieval component shows great potential for predicting detailed properties, and (3) since PaLM and GPT-3 work much better than PaLI, having a strong language understanding model is important for extracting the right information from the free-form text KB article.

Oracle retrieval of KB section. Finally, to understand the importance of retrieving information that is more precisely localized than an entire Wikipedia page, we provide to the models the ground-truth section which supports the answer (*Oracle - KB Section* in Tab. 5). Again, accuracy improves to 48.8% for PaLI, 87.0% for PaLM and 82.1% for GPT-3. This demonstrates the importance of providing exact information to the language component. As a bonus, the smaller the retrieved document is upon which the model bases its answer, the more verifiable and interpretable this answer is.

5.3. Large Models with Visual Retrieval

Lens-based retrieval of KB article. To go beyond the oracle demonstration above, as proof-of-concept we propose to augment large models with a real retrieval system based on Google Lens [1]. Google Lens is an image retrieval system which indexes a huge amount of web images. Given a query image, it finds other images based on their visual similarity and relevance to objects it recognizes in the query image. It returns the most similar indexed images along with an entity prediction based on these top-ranked images. To augment our system, we send Google Lens the query image I to obtain its entity prediction. We then find the best matching KB article for this entity in our knowledge base. Finally, we feed the retrieved KB article as prompt to our models as in Sec. 5.2.

Results are shown as *Lens - KB Article* in Tab. 5. All models greatly outperform their non-retrieval augmented versions. PaLM and GPT-3 in particular more than double, to 48.0% and 44.9% respectively.

Lens-based retrieval of KB section. Given a retrieved KB article, we now aim to select the most relevant KB section

Lens Retrieval	Accuracy			KB retrieval accuracy
	Overall	w/ correct retrieval	w/ incorrect retrieval	
KB Article	48.0%	77.7%	21.2%	47.4%
KB Section	48.8%	82.3%	20.7%	45.6%

Table 6: **Attribution for retrieval-augmented VLMs.** We report model accuracy for PaLM [17] conditional on retrieval results. Retrieval success rates are similar for articles and sections, but PaLM has better accuracy when augmented with sections.

within it based on Q . To do so we query PaLM with a special prompt feeding one KB section at a time, along with Q while asking ‘can the answer to this question be found in this text?’. We retain all sections for which PaLM answers ‘Yes’ (usually only one), and consider their concatenation as the final retrieved ‘KB section’. Finally, we feed this retrieved section in the prompt to all models (PaLI, PaLM or GPT-3) as in Sec. 5.2.

Results are shown as *Lens - KB Section* in Tab. 5. Performance is now even higher for PaLI (28.1%) and PaLM (48.8%), whereas GPT-3 does not seem to benefit further. These numbers are roughly halfway between versions without retrieval and with oracle retrieval. We conclude that retrieval augmentation works in practice, and that our dataset leaves significant headroom for future research on retrieval-augmented VLMs.

CLIP-based retrieval. KAT [22] and REVIVE [34] are two retrieval-augmented VQA systems which use frozen CLIP [39] embeddings to perform retrieval. In Appendix C we explore there whether KAT and REVIVE could potentially succeed on *Encyclopedic-VQA*.

5.4. Attribution for Retrieval-Augmented models

The attribution annotations of our dataset enable measuring whether retrieval-augmented models give the correct answer for the right reason. Tab. 6 measures attribution for the PaLM models with Lens retrieval.

First, we observe that Google Lens retrieves the correct KB Article 47.4% of the time. Furthermore, we report 45.6% retrieval accuracy at the finer level of a KB Section. This demonstrates that given a correctly retrieved KB Article, our system almost always finds the correct Section within it. More importantly, if the retrieved KB Section is incorrect, accuracy drops drastically to 20.7%, close to the non-augmented variant (both when using PaLM). In contrast, if the correct KB Section is found, accuracy is 82.3%. Thus, retrieving the correct document, and even better the correct section, is essential to performing well on our dataset.

5.5. Comparison to PromptCap

We compare our retrieval-based methods to PromptCap [25], which has strong performance on OK-VQA (Tab. 4). PromptCap is a system with multiple components. It has a captioning model which consumes both I and Q and generates an image caption tailored to answer the question Q . This caption is then passed to GPT-3 as context to answer Q . Additionally, PromptCap performs in-context learning: for a given test question, it uses the CLIP embeddings [39] of Q and I to find the 32 nearest training examples. Then it includes their 32 corresponding PromptCap captions, questions and answers in the GPT-3 prompt. In [25] the underlying LLM was GPT-3. In this experiment we also apply PromptCap with PaLM and PaLI. Results in Tab. 5 show that PromptCap indeed does better than using PaLI, PaLM, or GPT-3 alone. However, it still performs substantially worse than our retrieval-augmented methods. This further confirms the hard challenge our dataset poses.

5.6. Multi-answer and two-hop questions

To evaluate multi-answer questions, we convert the model prediction into a set of strings and compute the intersection-over-the-union (IoU) between this set and the set of ground-truth answers. If $\text{IoU} \geq 0.5$ then we consider that prediction as correct. If not, then we use BEM to determine the equivalence of the prediction list string and the ground-truth list. For two-hop questions, we use BEM as described for single-hop templated and automatically generated questions.

PaLI with Lens KB Section Retrieval obtains an accuracy of 9.2% for multi-answer questions and 14.7% for two-hop questions. Similarly, PaLM with KB Section retrieval achieves 33.6% and 22.8% for multi-answer and two-hop questions, respectively. GPT-3 obtains 32.1% for multi-answer and 18.7% for two-hop questions, in between PaLI and PaLM. These modest performances, especially on two-hop questions, confirm the challenge of our proposed tasks, and highlight the usefulness of *Encyclopedic-VQA* to measure progress on designing retrieval mechanisms for such complex types of questions.

6. Conclusions

We introduced *Encyclopedic-VQA*, a large-scale VQA dataset about detailed properties of fine-grained categories and instances, which includes a knowledge base with answer attributions. We demonstrated that our dataset is truly difficult for standard VLMs. Additionally, we showed with both an oracle experiment and a prototype automatic system that augmenting these models with a retrieval component substantially improves results, yet leaving headroom for even further improvements. Therefore our dataset enables future research on retrieval-augmented VLMs.

References

- [1] Google Lens. <https://lens.google.com> - Web interface available at <https://images.google.com>. 8, 13
- [2] Google universal image embedding challenge leaderboard. <https://www.kaggle.com/competitions/google-universal-image-embedding/leaderboard>. 14
- [3] Huggingface. <https://huggingface.co/sentence-transformers/multi-qa-MiniLM-L6-cos-v1>. 7
- [4] inat challenge 2021 - fgvc8 - leaderboard. <https://www.kaggle.com/competitions/inaturalist-2021/leaderboard>. 14
- [5] Wikimedia Commons. <https://commons.wikimedia.org>. 4
- [6] Armen Aghajanyan, Bernie Huang, Candace Ross, Vladimir Karpukhin, Hu Xu, Naman Goyal, Dmytro Okhonko, Mandar Joshi, Gargi Ghosh, Mike Lewis, and Luke Zettlemoyer. CM3: A causal masked multimodal model of the internet. In *arXiv*, 2022. 3
- [7] Jean-Baptiste Alayrac, Jeff Donahue, Pauline Luc, Antoine Miech, Iain Barr, Yana Hasson, Karel Lenc, Arthur Mensch, Katie Millican, Malcolm Reynolds, Roman Ring, Eliza Rutherford, Serkan Cabi, Tengda Han, Zhitao Gong, Sina Samangooei, Marianne Monteiro, Jacob Menick, Sebastian Borgeaud, Andrew Brock, Aida Nematzadeh, Sahand Sharifzadeh, Mikolaj Binkowski, Ricardo Barreira, Oriol Vinyals, Andrew Zisserman, and Karen Simonyan. Flamingo: a Visual Language Model for Few-Shot Learning. *NeurIPS*, 2022. 1, 2, 3
- [8] Stanislaw Antol, Aishwarya Agrawal, Jiasen Lu, Margaret Mitchell, Dhruv Batra, C. Lawrence Zitnick, and Devi Parikh. VQA: visual question answering. In *ICCV*, 2015. 3, 13
- [9] Sebastian Borgeaud, Arthur Mensch, Jordan Hoffmann, Trevor Cai, Eliza Rutherford, Katie Millican, George van den Driessche, Jean-Baptiste Lespiau, Bogdan Damoc, Aidan Clark, Diego de Las Casas, Aurelia Guy, Jacob Menick, Roman Ring, Tom Hennigan, Saffron Huang, Loren Maggiore, Chris Jones, Albin Cassirer, Andy Brock, Michela Paganini, Geoffrey Irving, Oriol Vinyals, Simon Osindero, Karen Simonyan, Jack W. Rae, Erich Elsen, and Laurent Sifre. Improving language models by retrieving from trillions of tokens. *arXiv:2112.04426*, 2022. 1, 4
- [10] Tom Brown, Benjamin Mann, Nick Ryder, Melanie Subbiah, Jared D Kaplan, Prafulla Dhariwal, Arvind Neelakantan, Pranav Shyam, Girish Sastry, Amanda Askell, et al. Language models are few-shot learners. *Advances in neural information processing systems*, 33:1877–1901, 2020. 7, 8
- [11] Tom B. Brown, Benjamin Mann, Nick Ryder, Melanie Subbiah, Jared Kaplan, Prafulla Dhariwal, Arvind Neelakantan, Pranav Shyam, Girish Sastry, Amanda Askell, Sandhini Agarwal, Ariel Herbert-Voss, Gretchen Krueger, Tom Henighan, Rewon Child, Aditya Ramesh, Daniel M. Ziegler, Jeffrey Wu, Clemens Winter, Christopher Hesse, Mark Chen, Eric Sigler, Mateusz Litwin, Scott Gray, Benjamin Chess, Jack Clark, Christopher Berner, Sam McCandlish, Alec Radford, Ilya Sutskever, and Dario Amodei. Language Models are Few-Shot Learners. *arXiv*, 2020. 8
- [12] Jannis Bulian, Christian Buck, Wojciech Gajewski, Benjamin Boerschinger, and Tal Schuster. Tomayto, tomahto. beyond token-level answer equivalence for question answering evaluation. *arXiv preprint arXiv:2202.07654*, 2022. 7, 13
- [13] Soravit Changpinyo, Doron Kukliansky, Idan Szpektor, Xi Chen, Nan Ding, and Radu Soricut. All you may need for VQA are image captions. In *NAACL*, 2022. 4, 5
- [14] Xi Chen, Xiao Wang, Soravit Changpinyo, AJ Piergiovanni, Piotr Padlewski, Daniel Salz, Sebastian Goodman, Adam Grycner, Basil Mustafa, Lucas Beyer, Alexander Kolesnikov, Joan Puigcerver, Nan Ding, Keran Rong, Hassan Akbari, Gaurav Mishra, Linting Xue, Ashish Thapliyal, James Bradbury, Weicheng Kuo, Mojtaba Seyedhosseini, Chao Jia, Burcu Karagol Ayan, Carlos Riquelme, Andreas Steiner, Anelia Angelova, Xiaohua Zhai, Neil Houlsby, and Radu Soricut. PaLI: A Jointly-Scaled Multilingual Language-Image Model. *arXiv*, 2022. 1, 2, 3, 7, 8
- [15] Yang Chen, Hexiang Hu, Yi Luan, Haitian Sun, Soravit Changpinyo, Alan Ritter, and Ming-Wei Chang. Can pre-trained vision and language models answer visual information-seeking questions? In *arXiv*, 2023. 4
- [16] Yen-Chun Chen, Linjie Li, Licheng Yu, Ahmed El Kholy, Faisal Ahmed, Zhe Gan, Yu Cheng, and Jingjing Liu. UNITER: UNiversal Image-TEText Representation Learning. In *ECCV*, 2020. 4
- [17] Aakanksha Chowdhery, Sharan Narang, Jacob Devlin, Maarten Bosma, Gaurav Mishra, Adam Roberts, Paul Barham, Hyung Won Chung, Charles Sutton, Sebastian Gehrmann, Parker Schuh, Kensen Shi, Sasha Tsvyashchenko, Joshua Maynez, Abhishek Rao, Parker Barnes, Yi Tay, Noam Shazeer, Vinodkumar Prabhakaran, Emily Reif, Nan Du, Ben Hutchinson, Reiner Pope, James Bradbury, Jacob Austin, Michael Isard, Guy Gur-Ari, Pengcheng Yin, Toju Duke, Anselm Levskaya, Sanjay Ghemawat, Sunipa Dev, Henryk Michalewski, Xavier Garcia, Vedant Misra, Kevin Robinson, Liam Fedus, Denny Zhou, Daphne Ippolito, David Luan, Hyeontaek Lim, Barret Zoph, Alexander Spiridonov, Ryan Sepassi, David Dohan, Shivani Agrawal, Mark Omernick, Andrew M. Dai, Thanumalayan Sankaranarayanan Pillai, Marie Pellat, Aitor Lewkowycz, Erica Moreira, Rewon Child, Oleksandr Polozov, Katherine Lee, Zongwei Zhou, Xuezhi Wang, Brennan Saeta, Mark Diaz, Orhan Firat, Michele Catasta, Jason Wei, Kathy Meier-Hellstern, Douglas Eck, Jeff Dean, Slav Petrov, and Noah Fiedel. PaLM: Scaling Language Modeling with Pathways. *arXiv*, 2022. 5, 7, 8, 9, 14
- [18] Hyung Won Chung, Le Hou, Shayne Longpre, Barret Zoph, Yi Tay, William Fedus, Eric Li, Xuezhi Wang, Mostafa Dehghani, Siddhartha Brahma, et al. Scaling instruction-finetuned language models. *arXiv preprint arXiv:2210.11416*, 2022. 5, 14
- [19] Matthew Dunn, Levent Sagun, Mike Higgins, V. Ugur Guney, Volkan Cirik, and Kyunghyun Cho. SearchQA: A new Q&A dataset augmented with context from a search engine. In *arXiv*, 2017. 4
- [20] Haoyuan Gao, Junhua Mao, Jie Zhou, Zhiheng Huang, Lei Wang, and Wei Xu. Are you talking to a machine? Dataset

- and methods for multilingual image question. In *NeurIPS*, 2015. 3
- [21] Yash Goyal, Tejas Khot, Douglas Summers-Stay, Dhruv Batra, and Devi Parikh. Making the V in VQA matter: Elevating the role of image understanding in Visual Question Answering. In *CVPR*, 2017. 3, 7, 13
- [22] Liangke Gui, Borui Wang, Qiuyuan Huang, Alex Hauptmann, Yonatan Bisk, and Jianfeng Gao. KAT: A Knowledge Augmented Transformer for Vision-and-Language. In *NAACL*, 2022. 1, 4, 7, 9, 13, 14
- [23] Kelvin Guu, Kenton Lee, Zora Tung, Panupong Pasupat, and Ming-Wei Chang. REALM: Retrieval-Augmented Language Model Pre-Training. In *Proc. ICML*, 2020. 1, 4
- [24] Yaru Hao, Haoyu Song, Li Dong, Shaohan Huang, Zewen Chi, Wenhui Wang, Shuming Ma, and Furu Wei. Language models are general-purpose interfaces. In *arXiv*, 2022. 1, 2, 3
- [25] Yushi Hu, Hang Hua, Zhengyuan Yang, Weijia Shi, Noah A Smith, and Jiebo Luo. Promptcap: Prompt-guided task-aware image captioning. *arXiv preprint arXiv:2211.09699*, 2022. 7, 9
- [26] Ziniu Hu, Ahmet Iscen, Chen Sun, Zirui Wang, Kai-Wei Chang, Yizhou Sun, Cordelia Schmid, David A. Ross, and Alireza Fathi. REVEAL: Retrieval-Augmented Visual-Language Pre-Training with Multi-Source Multi-modal Knowledge Memory. In *CVPR*, 2023. 1, 4, 7
- [27] Aman Jain, Mayank Kothiyari, Vishwajeet Kumar, Preethi Jyothi, Ganesh Ramakrishnan, and Soumen Chakrabarti. Select, substitute, search: A new benchmark for knowledge-augmented visual question answering. In *SIGIR*, 2021. 2, 3, 4, 5, 7
- [28] Chao Jia, Yinfei Yang, Ye Xia, Yi-Ting Chen, Zarana Parekh, Hieu Pham, Quoc V. Le, Yun-Hsuan Sung, Zhen Li, and Tom Duerig. Scaling up visual and vision-language representation learning with noisy text supervision. In *ICML*, 2021. 3
- [29] Mandar Joshi, Eunsol Choi, Daniel S. Weld, and Luke Zettlemoyer. TriviaQA: A large scale distantly supervised challenge dataset for reading comprehension. In *ACL*, 2017. 4
- [30] Urvashi Khandelwal, Omer Levy, Dan Jurafsky, Luke Zettlemoyer, and Mike Lewis. Generalization through memorization: Nearest neighbor language models. In *ICLR*, 2020. 1, 4
- [31] Tushar Khot, Peter Clark, Michal Guerquin, Peter Jansen, and Ashish Sabharwal. QASC: A dataset for question answering via sentence composition. In *AAAI*, 2020. 4
- [32] Alina Kuznetsova, Hassan Rom, Neil Alldrin, Jasper Uijlings, Ivan Krasin, Jordi Pont-Tuset, Shahab Kamali, Stefan Popov, Matteo Mallocci, Tom Duerig, and Vittorio Ferrari. The Open Images Dataset V4: Unified image classification, object detection, and visual relationship detection at scale. *IJCV*, 2020. 4
- [33] Patrick Lewis, Ethan Perez, Aleksandra Piktus, Fabio Petroni, Vladimir Karpukhin, Naman Goyal, Heinrich Küttler, Mike Lewis, Wen tau Yih, Tim Rocktäschel, Sebastian Riedel, and Douwe Kiela. Retrieval-Augmented Generation for Knowledge-Intensive NLP Tasks. In *Proc. NeurIPS*, 2020. 1, 4
- [34] Yuanze Lin, Yujia Xie, Dongdong Chen, Yichong Xu, Chengguang Zhu, and Lu Yuan. Revive: Regional visual representation matters in knowledge-based visual question answering. *arXiv preprint arXiv:2206.01201*, 2022. 9, 13, 14
- [35] Mateusz Malinowski and Mario Fritz. A multi-world approach to question answering about real-world scenes based on uncertain input. In *NeurIPS*, 2014. 3
- [36] Kenneth Marino, Xinlei Chen, Devi Parikh, Abhinav Gupta, and Marcus Rohrbach. KRISP: Integrating Implicit and Symbolic Knowledge for Open-Domain Knowledge-Based VQA. In *Proc. CVPR*, 2021. 1, 4
- [37] Kenneth Marino, Mohammad Rastegari, Ali Farhadi, and Roozbeh Mottaghi. OK-VQA: A visual question answering benchmark requiring external knowledge. In *CVPR*, 2019. 1, 2, 3, 7, 13
- [38] Todor Mihaylov, Peter Clark, Tushar Khot, and Ashish Sabharwal. Can a suit of armor conduct electricity? a new dataset for open book question answering. In *EMNLP*, 2018. 4
- [39] Alec Radford, Jong Wook Kim, Chris Hallacy, Aditya Ramesh, Gabriel Goh, Sandhini Agarwal, Girish Sastry, Amanda Askell, Pamela Mishkin, Jack Clark, Gretchen Krueger, and Ilya Sutskever. Learning transferable visual models from natural language supervision. In *ICML*, 2021. 3, 9, 13
- [40] Jack W. Rae, Sebastian Borgeaud, Trevor Cai, Katie Millican, Jordan Hoffmann, Francis Song, John Aslanides, Sarah Henderson, Roman Ring, Susannah Young, Eliza Rutherford, Tom Hennigan, Jacob Menick, Albin Cassirer, Richard Powell, George van den Driessche, Lisa Anne Hendricks, Maribeth Rauh, Po-Sen Huang, Amelia Glaese, Johannes Welbl, Sumanth Dathathri, Saffron Huang, Jonathan Uesato, John Mellor, Irina Higgins, Antonia Creswell, Nat McAleese, Amy Wu, Erich Elsen, Siddhant Jayakumar, Elena Buchatskaya, David Budden, Esme Sutherland, Karen Simonyan, Michela Paganini, Laurent Sifre, Lena Martens, Xiang Lorraine Li, Adhiguna Kuncoro, Aida Nematzadeh, Elena Gribovskaya, Domenic Donato, Angeliki Lazaridou, Arthur Mensch, Jean-Baptiste Lespiau, Maria Tsimpoukelli, Nikolai Grigorev, Doug Fritz, Thibault Sottiaux, Mantas Pajarskas, Toby Pohlen, Zhitao Gong, Daniel Toyama, Cyprien de Masson d’Autume, Yujia Li, Tayfun Terzi, Vladimir Mikulik, Igor Babuschkin, Aidan Clark, Diego de Las Casas, Aurelia Guy, Chris Jones, James Bradbury, Matthew Johnson, Blake Hechtman, Laura Weidinger, Iason Gabriel, William Isaac, Ed Lockhart, Simon Osindero, Laura Rimell, Chris Dyer, Oriol Vinyals, Kareem Ayoub, Jeff Stanway, Lorraine Bennett, Demis Hassabis, Koray Kavukcuoglu, and Geoffrey Irving. Scaling Language Models: Methods, Analysis & Insights from Training Gopher. *arXiv*, 2022. 8
- [41] Colin Raffel, Noam Shazeer, Adam Roberts, Katherine Lee, Sharan Narang, Michael Matena, Yanqi Zhou, Wei Li, , and Peter J Liu. Exploring the limits of transfer learning with a unified text-to-text transformer. *JMLR*, 2021. 13
- [42] Pranav Rajpurkar, Jian Zhang, Konstantin Lopyrev, and Percy Liang. SQuAD: 100,000+ questions for machine comprehension of text. In *EMNLP*, 2016. 4

- [43] Nils Reimers and Iryna Gurevych. Sentence-bert: Sentence embeddings using siamese bert-networks. In *EMNLP*, 2019. [7](#)
- [44] Mengye Ren, Ryan Kiros, and Richard S. Zemel. Exploring models and data for image question answering. In *NeurIPS*, 2015. [4](#)
- [45] Eleanor Rosch. Principles of categorization. In Eleanor Rosch and B. B. Lloyd, editors, *Cognition and Categorization*, pages 27–48. Lawrence Erlbaum Associates, 1978. [2](#)
- [46] Dustin Schwenk, Apoorv Khandelwal, Christopher Clark, Kenneth Marino, and Roozbeh Mottaghi. A-OKVQA: A benchmark for visual question answering using world knowledge. In *ECCV*, 2022. [2](#), [3](#), [7](#), [13](#)
- [47] Sanket Shah, Anand Mishra, Naganand Yadati, and Partha Pratim Talukdar. KVQA: Knowledge-aware visual question answering. In *AAAI*, 2019. [2](#), [3](#), [7](#)
- [48] Krishna Srinivasan, Karthik Raman, Jiecao Chen, Michael Bendersky, and Marc Najork. Wit: Wikipedia-based image text dataset for multimodal multilingual machine learning. *SIGIR*, 2021. [3](#), [4](#)
- [49] Andy Stirling. A general framework for analysing diversity in science, technology, and society. *Journal of the Royal Society Interface*, 2007. [7](#)
- [50] Alon Talmor and Jonathan Berant. The web as a knowledge-base for answering complex questions. In *NAACL*, 2018. [4](#)
- [51] Grant van Horn, Elijah Cole, Sara Beery, Kimberly Wilber, Serge Belongie, and Oisín Mac Aodha. Benchmarking Representation Learning for Natural World Image Collections. In *CVPR*, 2021. [2](#), [4](#)
- [52] Peter Vickers, Nikolaos Aletras, Emilio Monti, and Loïc Barraud. In Factuality: Efficient Integration of Relevant Facts for Visual Question Answering. In *ACL*, 2021. [1](#), [4](#)
- [53] Peng Wang, Qi Wu, Chunhua Shen, Anthony Dick, and Anton van den Hengel. FVQA: Fact-based visual question answering. *IEEE Trans. on PAMI*, 2018. [3](#), [7](#)
- [54] Jason Wei, Xuezhi Wang, Dale Schuurmans, Maarten Bosma, Brian Ichter, Fei Xia, Ed Chi, Quoc Le, and Denny Zhou. Chain-of-Thought Prompting Elicits Reasoning in Large Language Models. In *NeurIPS*, 2022. [14](#)
- [55] Johannes Welbl, Pontus Stenetorp, and Sebastian Riedel. Constructing datasets for multi-hop reading comprehension across documents. In *ACL*, 2018. [4](#)
- [56] T. Weyand, A. Araujo, B. Cao, and J. Sim. Google landmarks dataset v2 - a large-scale benchmark for instance-level recognition and retrieval. In *CVPR*, 2020. [2](#), [4](#)
- [57] Zhengyuan Yang, Zhe Gan, Jianfeng Wang, Xiaowei Hu, Yumao Lu, Zicheng Liu, and Lijuan Wang. An empirical study of gpt-3 for few-shot knowledge-based vqa. In *AAAI*, 2022. [1](#), [2](#), [3](#)
- [58] Zhilin Yang, Peng Qi, Saizheng Zhang, Yoshua Bengio, William Cohen, Ruslan Salakhutdinov, and Christopher D. Manning. HotpotQA: A dataset for diverse, explainable multi-hop question answering. In *EMNLP*, 2018. [3](#), [4](#), [6](#)
- [59] Licheng Yu, Eunbyung Park, Alexander C. Berg, and Tamara L. Berg. Visual madlibs: Fill in the blank image generation and question answering. In *ICCV*, 2015. [3](#)
- [60] Lu Yuan, Dongdong Chen, Yi-Ling Chen, Noel Codella, Xiyang Dai, Jianfeng Gao, Houdong Hu, Xuedong Huang, Boxin Li, Chunyuan Li, Ce Liu, Mengchen Liu, Zicheng Liu, Yumao Lu, Yu Shi, Lijuan Wang, Jianfeng Wang, Bin Xiao, Zhen Xiao, Jianwei Yang, Michael Zeng, Luowei Zhou, and Pengchuan Zhang. Florence: A New Foundation Model for Computer Vision. *arXiv*, 2021. [3](#)

A. Correctness of our dataset

We rely on iNat21 and GLDV2 to have clearly identifiable categories on the test images of our dataset, and to obtain their ground-truth labels. Furthermore, we only use categories which unambiguously map to Wikipedia articles by explicitly seeking for one-to-one mappings (Sec. 4.1). The main remaining possible source of error is whether a question can be answered given the corresponding Wikipedia article, and whether the recorded ground-truth answer is indeed correct. Human annotators systematically validate these aspects for every single question+answer pair (Sec. 4.2 and 4.3). Yet, we perform here an additional user study to get an numerical estimate of quality in this sense.

In this study, we randomly sample 100 questions from the test set. Then we ask six experts to each answer 50 questions each, given the corresponding Wikipedia page as reference. These expert were not involved in the original data collection process. This process results in three answers per question. If the majority of the 3 expert answers matches our collected ground-truth according to BEM [12], we consider that question to be *answerable* given the Wikipedia page, and our ground-truth to be correct. We find that this holds for most of our questions (86%).

To put this number in context, we also estimate the answerability of A-OKVQA [46] with respect to their evaluation metric. A-OKVQA follows previous VQA datasets and provides 10 ground-truth answers per question. A predicted answer is counted as correct if it matches with 3 ground-truth answers (exact string matching [8, 46], after normalization such as removing punctuation and articles, converting numbers to digits, etc.). So we can consider a question is answerable if there are at least 3 equivalent answers out of the 10. We find that 86% of the A-OKVQA questions are answerable.

To conclude, this user study demonstrates that our Encyclopedic-VQA dataset is of very high quality.

B. Quality of BEM [12] evaluation measure

We want to understand how well the BERT Matching (BEM) [12] evaluation measure mirrors human judgments. To do so we build on the user study above and ask an expert human to judge whether each answer from the user study matches the collected ground-truth answer or not. The judge has access to both the question Q and the corresponding Wikipedia page. We find that the BEM judgements equal human judgements in the vast majority of the cases (96%). BEM is a stricter judge in 3% of the cases, the human in 1%. This demonstrates that BEM correlates very highly with human judgement of correctness of an answer, confirming what reported in [12] for other datasets.

Exact Match. Many VQA datasets perform exact string matching for their evaluation [8, 21, 37, 46]. Because it is

a strict evaluation measure and because their questions are more open-ended (they are not supported by a controlled knowledge base, Sec. 4), those datasets collect 10 ground-truth answers per question, to cover some of the variability in answer formulation. This then enables a more relaxed evaluation, as the model answer need only match some of the 10 ground-truth ones (three matches for a perfect answer). Nevertheless, it is instructive to verify whether exact matching would work on our dataset, where we have a single ground-truth answer. We start from the publicly available exact matching implementation of [22] and include additional relaxations for number comparisons (e.g. numbers over 100 - usually years - may be off by one, ranges are correct if they partially overlap, etc). We find that exact match judgements are equivalent to human judgements only in 68% of the cases. Where they differ, exact match is always overly strict, rejecting answers that a human would judge as correct. This demonstrates that exact matching does not work well for our dataset, and justifies our choice of BEM as the evaluation measure to check whether predicted model answers match ground-truth ones in Sec. 5.

C. CLIP retrieval in existing retrieval-augmented VQA systems [22, 34]

KAT [22] and REVIVE [34] are two retrieval-augmented VQA systems which use frozen CLIP [39] embeddings to perform retrieval. More specifically, they first encode their text-only knowledge base (extracted from Wikidata) using the language tower of CLIP. At test time, given a VQA question, they encode its image I with CLIP and then compare its embedding to the knowledge base embeddings to retrieve the most similar entries. The top few most similar entries are then passed on to a T5 model [41] which is trained to produce the final answer. Note how correct retrieval is crucial to perform well on *Encyclopedic-VQA*, as the retrieved knowledge base entries should contain the answer for the overall system to succeed. Hence, we now test the CLIP-based retrieval component of KAT [22] and REVIVE [34] in isolation, to estimate whether they would be able to succeed on *Encyclopedic-VQA*.

We represent Wikipedia articles as the CLIP embedding of their title and description strings concatenated. At test time, given a VQA question, we use CLIP to embed the

Method	Recall			
	@1	@5	@10	@20
CLIP [39]	3.3%	7.7%	12.1%	16.5%
Lens [1]	47.4%	62.5%	64.7%	65.2%

Table 7: **Recall results for CLIP and Lens.** We report the recall in retrieving the right KB article within the top-K documents.

image I to form the query for retrieval, proceeding as in [22, 34]. Results in Tab. 7 demonstrate that recall is low: the correct Wikipedia article corresponding to the subject of the question is retrieved in the first position only 3.3% of the time. Even within the top-20 results, retrieval accuracy is still only at 16.5%. This suggests that KAT/REVIVE would not work well on our dataset.

Lens retrieval. In Sec. 5.3 we use Google Lens to identify the subject C of a VQA question in our dataset, i.e. a iNat21 or GLDv2 category, which works well (Tab. 7). Lens is an image-based system which indexes billions of images on the web and retrieves relevant ones based on their visual similarity. Hence, it has a greater chance to find a web image resembling a VQA test image, than when restricting the search only to Wikipedia. Attached to the image is often various meta-data which enables to determine the name of the subject category (which we then use to find the right Wikipedia page). Recognizing landmarks and species from the natural world are typical use-cases so we can expect Lens to work well for recognizing the subjects C in our dataset. However, academic results on iNat21 [4] and GLDv2 [2] suggests that specialized systems work very well on these datasets, suggesting that a good image-based classifier would make a viable substitute for Lens.

Generally, the core points of our paper are that (1) *Encyclopedic-VQA* poses a hard challenge for large LLMs and VLMs, and (2) solving it requires augmenting the LLM/VLM with a retrieval component to access a knowledge base. The exact choice of retrieval component is flexible and likely subject to further exploration.

D. Qualitative results

We present qualitative results for some of the methods we experimented with in Figures 6 and 7. These illustrate cases where the different setups may work, and cases where all of them fail. For example, given a textual question *What does this reptile eat?*, PaLM can reasonably guess an answer without any additional context: *insects* – since that’s what many reptiles eat.

For more specific information, relating to more detailed properties (e.g., number of eggs a specific reptile lays, dates, how big a specific fish may become), large models may still make reasonable guesses, but generally this leads to incorrect answers. Augmenting large models with context from retrieved knowledge improves the accuracy in these cases substantially, leading to precise answers that are attributable to the piece of knowledge that was retrieved.

Finally, we also see cases where the generated answer is incorrect, even if the correct piece of knowledge is retrieved. This indicates that in some cases large models may still have difficulties using retrieved knowledge to generate accurate answers.

E. Dataset Statistics

In Table 8 we provide a more detailed overview of the dataset statistics. For more details see Section 4 of the main paper.

F. Prompts for dataset creation

As discussed in Section 4 of the paper, we used a FLAN [18] version of the PaLM [17] model to (1) rephrase automatically generated single-hop questions (both single-answer and multi-answer), and to (2) combine two single-hop questions into a two-hop question. Generally, we found that the model tends to work better when fed with very specific (and sometimes redundant) instructions, combined with chain-of-thought prompts [54] where possible. Additionally, we added difficult cases as examples in the prompt, to guide the model’s behavior in more challenging situations.

F.1. Rephrasing automatically generated single-hop questions

We replaced the name of the category C in the question by its super category. This rephrasing process was run for all automatically generated single-hop questions (single and multi-answer). For example, the question *Where is the Église Saint-Cannat located?* was rephrased to *Where is this church located?* After several iterations, we decided to add three examples in the prompt, using chain-of-thought reasoning with three steps. The model generally writes the three required steps in the output, and we parse the rephrased question right after the third step written by the model. Sometimes, the model would return an incorrectly rephrased question. We observe that the main failure case is when the model simply copies the input question to the output. Thus, we filter out any rephrased question that is identical to the original question fed in its input. We sampled 100 rephrased questions to manually assess the quality of the rephrasings, which we found to be correct in 90% of the cases. The final prompt is given in Prompt 1, where “\$C\$” and “\$Q\$” are placeholders for the category C and the textual (pre-rephrasing) question Q .

F.2. Chaining single-hop questions into two-hop questions

We created two-hop questions by chaining two single-hop questions, where the answer to the first single-hop question serves as a bridge entity that makes a connection to the second single-hop question. For example, given the first single-hop question (SQ1) *What is the main competitor for food for this animal?* with answer (SA1) *Spotted hyena*, and the second single-hop question (SQ2) *What is the population size of this animal?* with answer (SA2) *Between 27,000 and 47,000 individuals*, we generated *What is the*





				
Question	In which direction from the german-czech border is this mountain located?	What is Mary handling St.Dominic in the facade of this building?	In what month of 1944 was this church destroyed?	What was this church fitted with in 1914?
No Retrieval	north	child	december	window
Lens Section	north	rosary	december	bell
Oracle Section	north	rosary	may	steeple
Ground Truth	north	the rosary	may	electricity

Figure 6: **PaLI qualitative results.** We present 4 multi-modal questions and the answers produced with different experimental setups, using the **PaLI** model: without retrieval (“No Retrieval”), Lens-based retrieval of KB section (“Lens Section”), Oracle retrieval of KB section (“Oracle Section”). Additionally, we provide the ground-truth answer in the last row. We show cases where each of the setups can produce the correct answer, as well as an example where all methods fail (the right-most one).





				
Question	What does this reptile eat?	How many eggs does this reptile typically lay?	What does this animal eat?	How big does this fish typically become?
No Retrieval	insects	10-15	insects	6 cm
Lens Section	insects	3-6	plankton	13 cm
Oracle Section	insects	3-6	mussels	13 cm
Ground Truth	insects	3-6	mussels	25 cm

Figure 7: **PaLM qualitative results.** We present 4 multi-modal questions and the answers produced with different experimental setups, using the **PaLM** model: without retrieval (“No Retrieval”), Lens-based retrieval of KB section (“Lens Section”), Oracle retrieval of KB section (“Oracle Section”). Additionally, we provide the ground-truth answer in the last row. We show cases where each of the setups can produce the correct answer, as well as an example where all methods fail (the right-most one).

population size of the main competitor for food of this animal? In this example, the entity *spotted hyena* serves as a bridge between the two single-hop questions. Note that the answer to the two-hop question is identical to the answer to the second single-hop question, *Between 27,000 and 47,000*

individuals.

After several iterations, we crafted a prompt with 4 examples of varying difficulty (Prompt 2). The output of the model is taken as the chained two-hop question. Sometimes, though, the model would return an incorrect two-hop

		Number of Q+A pairs			Number of Categories			% Unique C		Total (I, Q, A) triplets		
		Train	Val	Test	Train	Val	Test	Val	Test	Train	Val	Test
iNat21	Templated	8,133	200	500	1,983	114	300	26%	21%	40,665	1,000	500
	Automatic	96,317	1,000	1,500	4,061	343	562	5%	6%	481,585	5,000	1,500
	Multi Answer	11,262	200	500	3,585	118	318	31%	22%	56,310	1,000	500
	Two Hop	10,819	200	500	2,499	131	359	11%	6%	54,095	1,000	500
GLDv2	Templated	5,795	200	500	1,808	135	268	27%	28%	25,870	827	500
	Automatic	57,124	750	1,250	1,965	138	208	9%	9%	255,529	3,025	1,250
	Multi Answer	12,667	200	500	6,449	151	339	45%	56%	56,426	844	500
	Two Hop	10,221	200	500	1,405	99	154	11%	11%	45,771	895	500
Total		212,338	2,950	5,750	16,249	1,071	2,152	14%	17%	1,016,251	13,591	5,750

Table 8: **Dataset Statistics.** We report the number of question, answer, categories and triplets for both supporting datasets and different question types. In total our dataset contains 1M VQA triplets, making it the largest of its kind.

question. For this reason, we designed a second prompt to validate the two-hop question provided as the initial output (Prompt 3). The model is asked to answer the two-hop question using the two initial single-hop questions with answers as context. If the predicted answer is identical to the answer of the second single-hop question, then the two-hop question is validated and kept in our dataset; otherwise, it is discarded. Finally, we filter some common failure cases, such as when the model outputs the exact first single-hop or second single-hop question as the chained two-hop question. We sampled 100 chained two-hop questions to manually assess their quality, which we found to be correct in 88% of the cases. In the final prompts (Prompts 2-3) “\$SQ1\$” / “\$SA1\$” are placeholders for the first single-hop question / answer, “\$SQ2\$” / “\$SA2\$” are placeholders for the second single-hop question / answer, and “\$Q\$” is the placeholder for the generated two-hop question.

G. Prompts for evaluation

In Section 5 we analyze the performance of large models in our dataset. Similarly to the dataset creation process, we use diverse prompts to adapt and improve the behavior of these models. In particular, we use prompts to incorporate retrieval results and to identify relevant sections for articles retrieved with Lens.

G.1. Prompts for question answering

We use textual Prompts 4-7 to produce answers with large models. Note that we use the same prompts when using PaLI or PaLM. However, we always use the question image \mathcal{I} as an additional input to the model when using PaLI. Note that we use $\$Q\$$ to refer to the textual part of a question, $\$C\$$ to denote the question subject \mathcal{C} name, $\$Art\$$ to denote the full text of a Wikipedia article and $\$S\$$ to denote a section of a Wikipedia article. We use the same retrieval prompts for Lens and Oracle setups. However, for Lens experiments, we only include $\$Art\$$ or $\$S\$$ if available, as we might not retrieve entities with Lens or find rel-

evant sections with PaLM. When not available, we revert to using Prompt 4.

G.2. Prompt for relevant section identification

We use Prompt 8 to identify relevant sections in a Wikipedia article retrieved by Lens. To do so, we query PaLM for each section $\$S\$$ in the Lens retrieved Wikipedia article for a question $\$Q\$$. Note that we use a few examples in the prompt to condition PaLM to generate a yes/no answer. The answer produced by PaLM is converted into a string and matched to either `yes` or `no`. When no match is found, we assume that section is not relevant to the question. If more than one section is identified as relevant for a question, the input $\$S\$$ to Prompt 7 becomes the concatenation of all relevant sections.

Prompt 1: Rephrasing automatically-generated single hop question

In this task, please rephrase the question by replacing the entity name by the word "this", followed by the type of the entity. See the examples below:

EXAMPLE 1:

entity name: eiffel tower

question: How tall is the eiffel tower?

step 1 (find type of entity): The eiffel tower is a type of: tower

step 2 (write the word "this" followed by the type obtained in "step 1"): this tower

step 3 (final rephrased question): How tall is this tower?

EXAMPLE 2:

entity name: salmon

question: Which country is the largest producer of salmon?

step 1 (find type of entity): The salmon is a type of: fish

step 2 (write the word "this" followed by the type obtained in "step 1"): this fish

step 3 (final rephrased question): Which country is the largest producer of this fish?

EXAMPLE 3:

entity name: Grand Beach Provincial Park

question: grand beach provincial park is located on the east side of what lake?

step 1 (find type of entity): The Grand Beach Provincial Park is a type of: park

step 2 (write the word "this" followed by the type obtained in "step 1"): this park

step 3 (final rephrased question): this park is located on the east side of what lake?

Note that the entity name should not be part of the rephrased question.

Please make sure to write out all 3 steps as in the examples above.

Based on the above examples, provide a rephrased question for the following case:

entity name: \$C\$

question: \$Q\$

Prompt 2: Chaining two single-hop questions into a two-hop question

EXAMPLE 1:

question 1: in which city is this building located?

answer 1: San Francisco

question 2: what is the average temperature in San Francisco?

answer 2: 15 Celsius

combined question: What is the average temperature in the city where this building is located?

EXAMPLE 2:

question 1: what is the predator of this animal?

answer 1: Lion

question 2: What is the weight of a lion on average?

answer 2: 190 kilograms

combined question: What is the average weight of the predator of this animal?

EXAMPLE 3:

question 1: In what country is this plant found?

answer 1: Australia

question 2: What does australia's size give it a wide variety of?

answer 2: landscapes and climates

combined question: What does the size of the country where this plant is found give it a wide variety of?

EXAMPLE 4:

question 1: What country is this plant the national flower of?

answer 1: South Africa

question 2: south africa is a member of the commonwealth of nations and what other organization?

answer 2: the G20

combined question: The country that this plant is the national flower of is a member of the commonwealth of nations and what other organization?

Based on the above 4 examples, provide a combined question for the following case, such that the answer to the combined question is the same as the answer to question 2:

question 1: \$\$SQ1\$

answer 1: \$\$SA1\$

question 2: \$\$SQ2\$

answer 2: \$\$SA2\$

combined question:

Prompt 3: Validating two-hop question given the original single-hop questions

question 1: \$\$SQ1\$

answer 1: \$\$SA1\$

question 2: \$\$SQ2\$

answer 2: \$\$SA2\$

Based on the questions and answers above, please answer the following question: \$\$Q\$

Prompt 4: Question only evaluation

Question: \$Q\$
The answer is:

Prompt 5: Retrieval with entity name

Entity name: \$C\$
Question: \$Q\$
The answer is:

Prompt 6: Retrieval with KB Article

Context: \$Art\$
Question: \$Q\$
The answer is:

Prompt 7: Retrieval with KB Section

Context: \$\$S\$
Question: \$Q\$
The answer is:

Prompt 8: Lens retrieval to get KB Section

Can the answer to the question be found in the text?

Question: Is this fungus edible?

Text: This compound induces mammalian cells (specifically, the cell line HL60 to differentiate into granulocyte- or macrophage-like cells. The fungus also contains the mycotoxin muscarine, and the antifungal metabolite strobilurin D. Despite the presence of these toxins, some guides list this fungus safe for human consumption.

The answer is: yes

Can the answer to the question be found in the text?

Question: In which season does this plant give flowers?

Text: This cactus has stems about 1/2-1 inch wide with 6-9 edges. Its flowers are white, up to 30 centimetres in diameter with a scent redolent of vanilla. The flowers open after sundown, closing and wasting after a few hours. By 9 am the next day they are gone.

The answer is: no

Can the answer to the question be found in the text?

Question: What is the habitat of this animal?

Text: X is native to Europe and North Africa through to Central Asia. It is introduced to the United States and parts of South America. It widespread across the northeastern United States and eastern Canada, and can be found outside, or more commonly inside houses. It is thought to have been introduced into America from Europe by English colonists.

The answer is: yes

Can the answer to the question be found in the text?

Question: \$Q\$

Text: \$\$S\$

The answer is: