

A Graphical Formalism for Commonsense Reasoning with Recipes

Antonis Bikakis¹, Aissatou Diallo², Luke Dickens¹, Anthony Hunter², Rob Miller¹

¹Dept of Information Studies, University College London, London, UK

²Dept of Computer Science, University College London, London, UK

{a.bikakis, a.diallo, l.dickens, anthony.hunter, r.s.miller}@ucl.ac.uk

Abstract

Whilst cooking is a very important human activity, there has been little consideration given to how we can formalize recipes for use in a reasoning framework. We address this need by proposing a graphical formalization that captures the comestibles (ingredients, intermediate food items, and final products), and the actions on comestibles in the form of a labelled bipartite graph. We then propose formal definitions for comparing recipes, for composing recipes from subrecipes, and for deconstructing recipes into subrecipes. We also introduce and compare two formal definitions for substitution into recipes which are required when there are missing ingredients, or some actions are not possible, or because there is a need to change the final product somehow.

1 Introduction

Undeniably, cooking is an important activity for humans in order to live and to enjoy living. But perhaps the commonplace nature of it has meant that little consideration has been given to how cooking involves reasoning with recipes. To address this shortcoming, we propose a high-level representation of recipes as labelled bipartite graphs where the first subset of nodes denotes the comestibles involved in the recipe (ingredients, intermediate food items, final products, i.e. dishes, and by-products) and the second subset of nodes denotes actions on those comestibles. The edges reflect the (possibly partial) sequence of steps taken in the recipe going from the ingredients to final products. The labelling on nodes is used to annotate the type of comestible or action for each node. Using our formal representation, we can consider how we can compose recipes from subrecipes, and decompose recipes into subrecipes. We can also consider comparing recipes to determine whether two recipes are equivalent, or whether one recipe is finer-grained than another.

We can also consider substitution in recipes (i.e. replacing comestibles and actions, or even replacing subrecipes, in recipes). We could require this because of lack of availability of some ingredients, dietary constraints, a need to reduce environmental impact, or an inability to carry out some actions. For example, we could have a recipe for making bread that includes the ingredient butter. If we do not have this ingredient, but we do have olive oil, then we can substitute olive oil for butter in the recipe.

Whilst our focus in this paper is on cooking, we see that substitution is an important issue across the gamut of human activities from every day home life (e.g. cooking, gardening, DIY, first-aid, etc), working life (e.g. farming, manufacturing, etc), through to crisis management (e.g. dealing with the aftermath of earthquakes) (Bikakis et al. 2021).

There are other proposals for a graphical representation of recipes. They are primarily used as a target language for natural language processing, or as a language for representing recipes in a corpus. However, the meaning of the graphical notation is often unclear as there can be multiple kinds of node and arc, and the difference between them is not formally defined. In contrast, we aim for a simple and clear syntax and semantics. Furthermore, there is no consideration in the literature of a formalism that supports the following kinds of reasoning: (1) Operations to compose recipes from atomic recipes; (2) Operations to deconstruct complex recipes; (3) Formal methods for analyzing or comparing recipes; And (4) Formal methods for substitution in recipes (including ingredients, actions, and subrecipes).

We proceed as follows: Section 2 introduces type hierarchies used for actions and comestibles; Section 3 presents a representation of recipes as bipartite graphs; Section 4 considers acceptability of recipes; Section 5 presents definitions for comparing recipes; Section 6 presents definitions for composition of recipes from subrecipes; Section 7 presents substitution based on changing the type of nodes; Section 8 presents substitution based on changing the structure of the graph; Section 9 discusses related literature; and Section 10 discusses our proposal and future work.

2 Type hierarchies

We focus on comestibles and actions as the two basic notions in a recipe. We treat actions as atomic so that the details of duration, modifiers, equipment, etc are assumed to be part of the description of the action. At a higher-level, we might consider actions such as “mix” or “bake”, but at a lower-level, we might present more details. Similarly we treat comestibles as atomic, and so at higher-level we might have comestibles such as “fish” or “vegetable”, then at a more detailed level we might have “cherry tomato”.

We assume that each action and comestible is represented in a **type hierarchy** which is an acyclic directed graph with a unique maximal node (root). Each node is a type and each

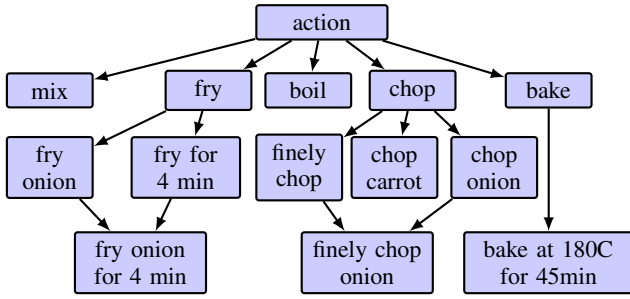


Figure 1: An incomplete type hierarchy for action types. Each type is more specialized than its parent. The text in each node specifies the type, and may be written in different ways (e.g. “bake at 180C for 45min” is equivalent to “bake at 356F for 45min”).

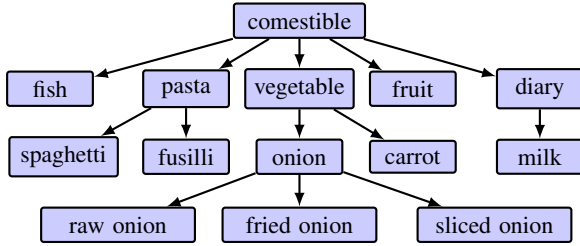


Figure 2: An incomplete type hierarchy for comestible types. Each type is more specialized than its parent.

node in the hierarchy is a **subtype** of its ancestors (e.g. Figures 1 and 2). Let $t_1 \preceq t_2$ denote type t_1 is a subtype of, or equal to, type t_2 , (e.g. in Figure 1, “finely chop onion” is a subtype of “chop”), and let $t_1 \simeq t_2$ denote that either $t_1 \preceq t_2$ or $t_2 \preceq t_1$ holds (i.e they are on the same path). We also assume that comestibles are infinitely available. We do not consider quantities of them and so we assume there is always more than needed for a recipe.

3 Recipes as graphs

We represent the “structure” of recipes as bipartite graphs based on a finite set of nodes \mathcal{C} , called comestible nodes, and a finite set of nodes \mathcal{A} , called action nodes, such that $\mathcal{C} \cap \mathcal{A} = \emptyset$. For each action node, an incoming (respectively outgoing) node represents an input (respectively output) for the action.

Definition 1. A **recipe graph** is a tuple (C, A, E) where: (1) $\emptyset \subset C \subseteq \mathcal{C}$ and $\emptyset \subset A \subseteq \mathcal{A}$; (2) E is a set of arcs that is a subset of $(C \times A) \cup (A \times C)$; (3) $(C \cup A, E)$ is a connected acyclic graph; (4) for all $n_a \in A$, there are arcs (n_c, n_a) and (n_a, n'_c) in E ; and (5) for all $n_c \in C$, if $(n_a, n_c), (n'_a, n_c) \in E$, then $n_a = n'_a$.

A recipe graph cannot be an empty graph (condition 1). For each action node, there is at least one incoming arc and at least one outgoing arc (condition 4), and for each comestible node, there is at most one incoming arc (condition 5). Nodes are not necessarily unique to a recipe graph. So for recipe graphs (C, A, E) and (C', A', E') , it is possible for $(C \cup A) \cap (C' \cup A') \neq \emptyset$. Condition 2 ensures that recipe

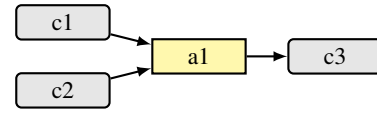


Figure 3: An atomic recipe graph where $c1$, $c2$, and $c3$ are comestible nodes and $a1$ is an action node.

graphs are bipartite, but note that not all bipartite graphs are recipe graphs.

Definition 2. An **atomic recipe graph** is a recipe graph (C, A, E) where A contains exactly one action node.

We give an atomic recipe graph in Figure 3 and a non-atomic recipe graph in Figure 4.

A recipe (as illustrated in Figure 4) is a recipe graph with a typing function. This function assigns an action (respectively comestible) type to each action (respectively comestible) node, s.t. that each type comes from the type hierarchy and no two comestible nodes get types from the same branch of the hierarchy (which ensures no comestible is the result of one or more actions on itself).

Definition 3. A **recipe** R is a tuple (C, A, E, F) where (C, A, E) is a recipe graph and F is a **typing function** that assigns an action (respectively comestible) type to each action (respectively comestible) node s.t. for all $n, n' \in C$, if $F(n) \simeq F(n')$, then $n = n'$. For a recipe $R = (C, A, E, F)$, let $\text{Graph}(R) = (C, A, E)$, $\text{Type}(R) = F$, $\text{Nodes}(R) = C \cup A$, and $\text{Arcs}(R) = E$.

A node with no incoming edges represents a comestible that has the role of being an **ingredient** for the recipe (such as flour, eggs, sugar, or pesto sauce), and a node with no outgoing edges represents a comestible that has role of being a **product** (the intended output such as a dish or something that can be used as an ingredient for another recipe) or a **by-product** (i.e. a supplementary output) such as water from boiling potatoes which can be used as an ingredient for another recipe. A comestible node with incoming and outgoing edges represents a comestible that has the role of being an **intermediate** item (i.e a comestible that is created and then used within the recipe).

Given a recipe graph G , we can use different typing functions. The choice of typing function dictates what the recipe is, and its detail. For example, when considering an assignment to an action node using the hierarchy in Figure 1, the choice of which branch to use (from the root) will fundamentally affect the recipe, whereas going down the branch will affect the level of detail of the recipe. Hence, for a node $a1$, typing functions F_1, F_2 , and F_3 , if $F_1(a1) = \text{fry}$, $F_2(a1) = \text{fry for 4 min}$, and $F_3(a1) = \text{bake}$, then F_1 and F_2 are assigning actions where one is a subtype of the other, whereas F_3 is giving a completely different action.

Some observations for a recipe graph (C, A, E) are the following where $\text{InDegree}(n)$ is the number of edges that impinge on n and $\text{OutDegree}(n)$ is the number of edges that exit n : (1) for all $n \in A$, $\text{InDegree}(n) > 0$ and $\text{OutDegree}(n) > 0$; (2) for all $n \in C$, $\text{InDegree}(n) \leq 1$; (3) there is an $n \in C$ s.t. $\text{InDegree}(n) = 0$; and (4) there is

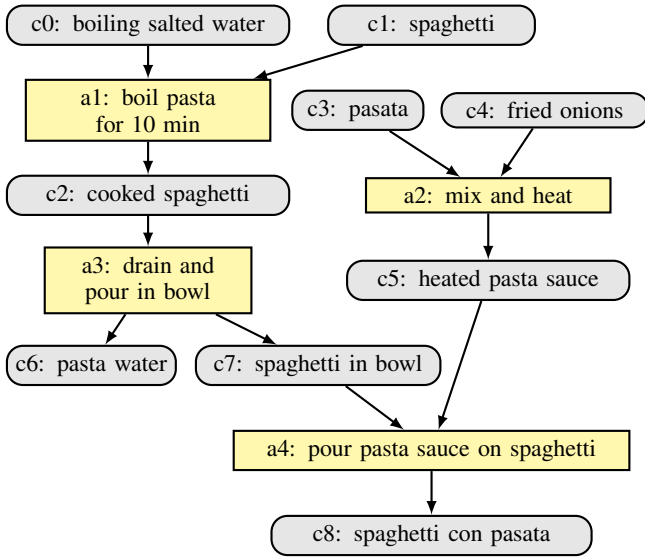


Figure 4: A recipe R where for each node, its type is given after the colon. Let $\text{Graph}(R) = G$. So G is a non-atomic recipe graph. Also, $\text{Coms}(G) = \{c0, c1, c2, c3, c4, c5, c6, c7, c8\}$, $\text{Acts}(G) = \{a1, a2, a3, a4\}$, $\text{In}(G) = \{c0, c1, c3, c4\}$, $\text{Out}(G) = \{c6, c8\}$, and $\text{Mid}(G) = \{c2, c5, c7\}$.

an $n \in C$ s.t. $\text{OutDegree}(n) = 0$.

The following notation will be useful: For a recipe R , let $\text{Acts}(R)$ be the action nodes appearing in R ; let $\text{In}(R)$ be the comestible nodes that are the input nodes to R ; let $\text{Out}(R)$ be the comestible nodes that are the output nodes to R ; let $\text{Mid}(R)$ be the comestible nodes that are internal nodes in R ; and let $\text{Coms}(R)$ be the comestibles nodes appearing in R . Therefore, $\text{In}(R) \cup \text{Out}(R) \cup \text{Mid}(R) = \text{Coms}(R)$; $\text{In}(R) \cap \text{Out}(R) = \emptyset$; $\text{In}(R) \cap \text{Mid}(R) = \emptyset$; and $\text{Out}(R) \cap \text{Mid}(R) = \emptyset$. As an example of using these functions, see Figure 4.

Finally, for a recipe R , where $n, n' \in \text{Nodes}(R)$, we let $n \leq n'$ denote that there is a **path** from n to n' in $\text{Graph}(R)$ or $n = n'$. For example, in Figure 4, some paths include $c1 \leq c7$, $c3 \leq c8$, and $c5 \leq c8$.

4 Acceptability of recipes

The definition of recipes is liberal as it does not constrain what would be a sensible recipe. As a starting point to addressing this issue, we can use existing recipes to determine what are acceptable inputs and outputs for each type of action. For example, for any action involving chopping or cutting, the input(s) have to be solid. As another example, if an input type is raw carrot, and the action type is chop, then the output type cannot be chopped onion. We formalize this notion of acceptability in the rest of this section.

For this, we introduce the notion of an **acceptability tuple** (t_1, t_2, t_3) where t_1 and t_3 are comestible types, and t_2 is an action type, so that for an action node a , with incoming (respectively outgoing) node c (respectively c'), if the labelling function F is such that $F(c) = t_1$, $F(a) = t_2$, and $F(c') = t_3$, this labelling would be acceptable for these

nodes. Examples of acceptability tuples that we might assume include the following. Note, the last two tuples involve types occurring in Figure 4.

- (bread, cut, slice of bread)
- (slice of bread, put in toaster on medium, toast)
- (raw carrot, chop, chopped carrot)
- (pasata, mix and heat, heated pasta sauce)
- (fried onions, mix and heat, heated pasta sauce)

The acceptability tuples may be inferred from other acceptability tuples and the type hierarchy. For example, from the tuple (carrot, chop, chopped carrot), we might infer tuples where an action or a comestible is either a more general or more specific type than the original such as the following.

- (raw carrot, chop, chopped vegetable)
- (raw carrot, chop, finely chopped carrot)
- (raw carrot, finely chop, chopped carrot)
- (raw carrot, cut in smaller pieces, chopped carrot)
- (raw purple carrot, chop, chopped carrot)

In the following definition, we use a set of acceptability tuples to determine whether a recipe is acceptable.

Definition 4. A recipe R is **acceptable** w.r.t. the set of acceptability tuples X iff for all $(c, a), (a, c') \in \text{Arcs}(R)$, $(F(c), F(a), F(c')) \in X$ where $\text{Type}(R) = F$.

So satisfying a set of acceptability tuples is necessary but not sufficient for showing that a recipe makes sense. Of course, acceptability is subjective. Different cultures, cuisines, and tastes, are important in determining whether a recipe is acceptable (e.g. whether it is acceptable to use tomato ketchup as a sauce for pasta). Furthermore, an approach to acceptability that is prescriptive might inhibit innovation and creativity in cooking, and it might mean that useful substitutions are missed. In future work, we will investigate inference of acceptability tuples from a common-sense model of cooking using non-monotonic reasoning.

5 Comparison of recipes

Given a set of recipes, natural questions to ask include whether one recipe is a subrecipe of another recipe, whether two recipes are equivalent in some sense, or whether one recipe is a finer-grained, or a more specific, recipe than another. We now consider these questions. First, we introduce the following subsidiary functions that give the ingredients and final products of a recipe R : $\text{Inputs}(R) = \{F(n) \mid n \in \text{In}(R)\}$, and $\text{Outputs}(R) = \{F(n) \mid n \in \text{Out}(R)\}$.

Recipes R_1 and R_2 are **isomorphic** iff there is a bijection $b : \text{Nodes}(R_1) \rightarrow \text{Nodes}(R_2)$, s.t. $(n, n') \in \text{Arcs}(R_1)$ iff $(b(n), b(n')) \in \text{Arcs}(R_2)$.

One recipe is a subrecipe of another recipe means that the former is contained in the latter.

Definition 5. A recipe $R' = (C', A', E', F')$ is a **subrecipe** of recipe $R = (C, A, E, F)$, denoted $R' \sqsubseteq R$, iff $C' \subseteq C$, $A' \subseteq A$, $E' = E \cap (C' \times A') \cup (A' \times C')$, and for all $n \in C' \cup A'$, $F'(n) = F(n)$.

Two recipes are equivalent if they are isomorphic and they have the same labels, as illustrated in Figure 5.

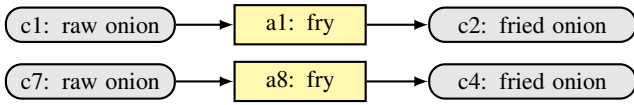


Figure 5: The top and bottom recipes are equivalent.

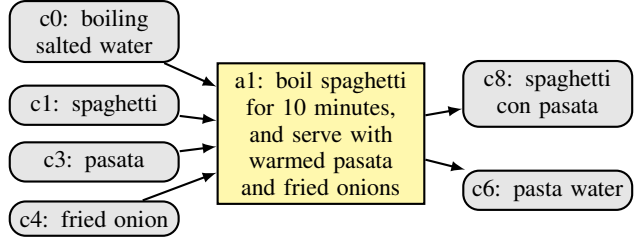


Figure 6: This recipe is in-out aligned to the recipe given in Figure 4 as they have the same types for the input and output nodes. But the recipe in Figure 4 is finer-grained than this recipe.

Definition 6. Recipes R_1 and R_2 are **equivalent**, denoted $R_1 \equiv R_2$, iff R_1 and R_2 are isomorphic with bijection $b : \text{Nodes}(R_1) \rightarrow \text{Nodes}(R_2)$, and for all $n \in \text{Nodes}(R_1)$, $F_1(n) = F_2(b(n))$, where $\text{Type}(R_1) = F_1$ and $\text{Type}(R_2) = F_2$.

Two recipes are in-out aligned if they input the same ingredients and output the same products but do not necessarily use the same methods to produce the outputs from the inputs (e.g. for making a white loaf, one uses the normal process of mixing, kneading, and baking, and the other uses a bread making machine). For example, recipes in Figures 4 and 6 are in-out aligned.

Definition 7. Recipe R_1 and R_2 are **in-out aligned**, denoted $R_1 \equiv_{io} R_2$, iff $\text{In}(R_1) = \text{In}(R_2)$, $\text{Out}(R_1) = \text{Out}(R_2)$, and for each $c \in \text{In}(R_1) \cup \text{Out}(R_1)$, $F_1(c) = F_2(c)$, where $\text{Type}(R_1) = F_1$ and $\text{Type}(R_2) = F_2$.

When comparing free-text written recipes for the same dish, it is common for some to provide more intermediate steps than another. We capture this in the definition below for one recipe being finer-grained than another (e.g. the recipe in Figure 4 is finer-grained than that in Figure 6).

Definition 8. For recipes R_1 and R_2 , R_1 is **finer-grained** than R_2 , iff (1) $R_1 \equiv_{io} R_2$; and (2) there is a function $g : \text{Nodes}(R_1) \rightarrow \text{Nodes}(R_2)$ s.t. if $n \leq n'$ in R_1 , then $g(n) \leq g(n')$ in R_2 .

Condition 2 means that g is an order-preserving map. By Definition 8, for a recipe R , R is finer grained than R . Also, amongst an equivalence class of recipes as defined by the \equiv_{io} relation, the atomic recipes are the least fine grained (i.e. for all recipes R, R' , if $R \equiv_{io} R'$, and R is an atomic recipe, then R' is finer-grained than R).

We can compare recipes w.r.t. the type hierarchy. As defined below, and illustrated in Figure 7, this compares the specificity of the types assigned to two isomorphic graphs, and so contrasts with the above notion of granularity that compares the structures of the graphs. It provides a generalization of the notion of equivalence.

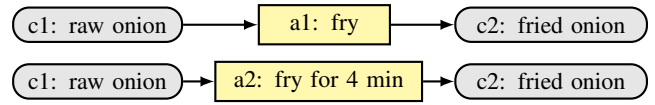


Figure 7: The bottom recipe is more specific than the top recipe.

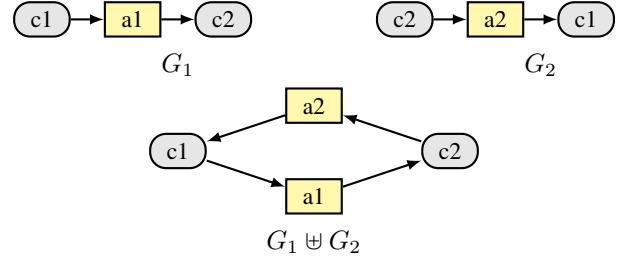


Figure 8: Even though G_1 and G_2 are recipes graphs, the bipartite union of them, i.e. $G_1 \uplus G_2$, violates the definition for a recipe graph (because of the acyclic condition).

Definition 9. For recipes R_1 and R_2 , R_1 is **more specific** than R_2 , iff R_1 and R_2 are isomorphic with bijection b from $\text{Nodes}(R_1)$ to $\text{Nodes}(R_2)$ s.t. for each node $n \in \text{Nodes}(R_1)$, $F(b(n)) \preceq F(n)$.

Whilst we have considered some ways of comparing recipes in this section, there are numerous further ways that we can formalize comparison of recipes that could be useful for applications such as groupings of recipes according to the ingredients used, the actions used, the subrecipes that they contain, and the dishes that they produce.

6 Composition of recipes

It is natural to think of a recipe being composed of sub-recipes. For instance, making a pasta dish with a sauce is composed of preparing the pasta and preparing the sauce in parallel, and then mixing them together. To investigate composition, we start with the following definition.

Definition 10. For bipartite graphs $G_1 = (U_1, V_1, E_1)$ and $G_2 = (U_2, V_2, E_2)$, the **bipartite union** of G_1 and G_2 , is $G_1 \uplus G_2 = (U_1 \cup U_2, V_1 \cup V_2, E_1 \cup E_2)$.

Some simple observations are (1) $G \uplus G = G$; (2) $G_1 \uplus G_2 = G_2 \uplus G_1$; (3) if G_1 is a subgraph of G_2 , then $G_1 \uplus G_2 = G_2$; and (4) if G_1 and G_2 are disjoint, then G_1 and G_2 are disjoint components in $G_1 \uplus G_2$. These seem to be desirable properties, but unfortunately the example in Figure 8 shows that bipartite union does not meet our needs for composing recipes since it can result in compositions that are bipartite graphs but not recipe graphs.

For this reason, we use the following definition for composition which we illustrate in Figure 9 and Figure 10. Essentially, two recipes R_1 and R_2 can be composed if the output nodes of R_1 overlap with the input nodes of R_2 , and no other nodes are common between the two recipes.

Definition 11. If $R_1 = (C_1, A_1, E_1, F_1)$ and $R_2 = (C_2, A_2, E_2, F_2)$ are recipes such that (1) $\text{Out}(R_1) \cap \text{In}(R_2) \neq \emptyset$; (2) $\text{Mid}(R_1) \cap \text{Mid}(R_2) = \emptyset$; (3) $\text{Acts}(R_1) \cap$

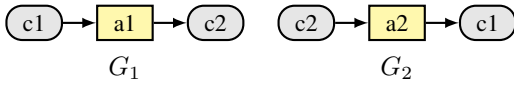


Figure 9: For recipes R_1 and R_2 , where $\text{Graph}(R_1) = G_1$, and $\text{Graph}(R_2) = G_2$, $R_1 \oplus R_2 = \perp$ because of violation of Condition 4 in Definition 11.

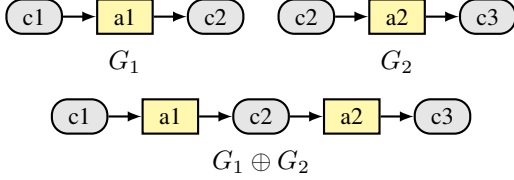


Figure 10: For recipes R_1 and R_2 , where $\text{Graph}(R_1) = G_1$, and $\text{Graph}(R_2) = G_2$, $R_1 \oplus R_2 \neq \perp$ when $F_1(C_1) = F_2(C_3)$

$\text{Acts}(R_2) = \emptyset$; (4) $\text{Out}(R_2) \cap \text{In}(R_1) = \emptyset$; (5) for all $n \in \text{Out}(R_1) \cap \text{In}(R_2)$, $F_1(n) = F_2(n)$; and (6) for all $n \in \text{Coms}(R_1) \setminus \text{Out}(R_1)$, and for all $n' \in \text{Coms}(R_2) \setminus \text{In}(R_2)$, $F_1(n) \neq F_2(n')$, then the **composition** of R_1 and R_2 , denoted by $R_1 \oplus R_2 = (C, A, E, F)$, where $C = C_1 \cup C_2$; $A = A_1 \cup A_2$; $E = E_1 \cup E_2$; and $F = F_1 \cup F_2$, otherwise $R_1 \oplus R_2 = \perp$ (which denotes a failed composition).

We could generalize the definition by changing condition 5 to allow matching of subtypes rather than equality of types. We will investigate this more flexible way of combining recipes in future work.

Importantly, if the conditions of composition in Definition 11 are satisfied, then composition is a recipe.

Proposition 1. For recipe graphs R_1 and R_2 , if $R_1 \oplus R_2 \neq \perp$, then $R_1 \oplus R_2$ is a recipe graph.

Proof. Assume R_1 and R_2 are recipes and $R_1 \oplus R_2 \neq \perp$. So R_1 and R_2 satisfy conditions 1 to 5 in Definition 11. Since $C = C_1 \cup C_2$, $A = A_1 \cup A_2$, and $E = E_1 \cup E_2$, (C, A, E) is a bipartite graph. Since $\text{Out}(R_1) \cap \text{In}(R_2) \neq \emptyset$, the graph is connected. Since $\text{Mid}(R_1) \cap \text{Mid}(R_2) = \emptyset$, $\text{Acts}(R_1) \cap \text{Acts}(R_2) = \emptyset$, and $\text{Out}(R_2) \cap \text{In}(R_1) = \emptyset$, the graph is acyclic. Since for all $n \in \text{Out}(R_1) \cap \text{In}(R_2)$, $F_1(n) = F_2(n)$, $F = F_1 \cup F_2$ is well-formed. So $R_1 \oplus R_2$ is a recipe. \square

As a consequence of the definition of composition, we get the following equivalences for the nodes.

Proposition 2. For recipes R_1 and R_2 , if $R_1 \oplus R_2 \neq \perp$, the following hold: (1) $\text{In}(R_1 \oplus R_2) = (\text{In}(R_1) \cup \text{In}(R_2)) \setminus (\text{Out}(R_1) \cap \text{In}(R_2))$; (2) $\text{Mid}(R_1 \oplus R_2) = (\text{Out}(R_1) \cap \text{In}(R_2)) \cup \text{Mid}(R_1) \cup \text{Mid}(R_2)$; and (3) $\text{Out}(R_1 \oplus R_2) = (\text{Out}(R_1) \cup \text{Out}(R_2)) \setminus (\text{Out}(R_1) \cap \text{In}(R_2))$.

Unlike bipartite union, \oplus is not commutative, nor associative (as illustrated in Figure 11). Furthermore, if $R_1 \oplus R_2 \neq \perp$, then $R_2 \oplus R_1 = \perp$. Also if R_1 and R_2 are disjoint (i.e. $\text{Nodes}(R_1) \cap \text{Nodes}(R_2) = \emptyset$), then $R_1 \oplus R_2 = \perp$ and $R_2 \oplus R_1 = \perp$.

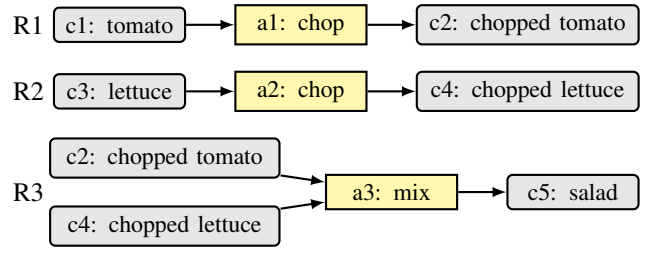


Figure 11: . For recipes R_1 , R_2 , and R_3 , $R_1 \oplus (R_2 \oplus R_3)$ is a valid recipe but $(R_1 \oplus R_2) = \perp$ and so $(R_1 \oplus R_2) \oplus R_3$ is not valid. Hence, \oplus is not associative.

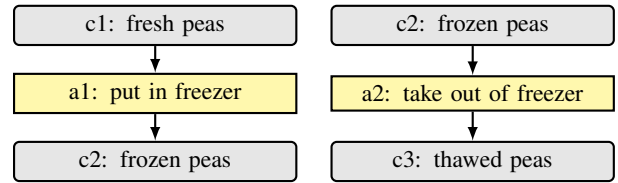
Any recipe can be composed from one or more atomic recipes (i.e. recipes with an atomic recipe graph). To show this, we use the Compose function which for a set of recipes gives the closure under the \oplus operator. We define this as follows: For any set of recipes $\{R_1, \dots, R_n\}$, and for any recipes $R, R' \in \text{Compose}(\{R_1, \dots, R_n\})$, $R \oplus R' \in \text{Compose}(\{R_1, \dots, R_n\})$.

Proposition 3. For all recipes R , there is a set of atomic recipes $\{R_1, \dots, R_n\}$ s.t. $R \in \text{Compose}(\{R_1, \dots, R_n\})$.

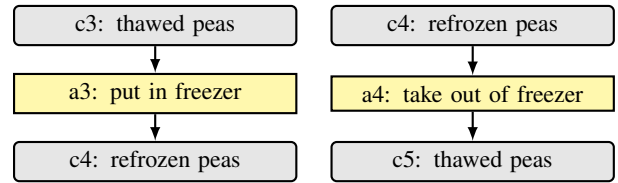
Proof. Since R is a recipe, it is a labelled connected acyclic bipartite graph. For each action node, the inputs and outputs correspond to an atomic recipe. So for each action, there is a corresponding atomic recipe $R_i \in \{R_1, \dots, R_n\}$. So $R \in \text{Compose}(\{R_1, \dots, R_n\})$. \square

Only a finite number of recipe graphs can be composed from a finite set of atomic recipe graphs since infinite sequences cannot be formed.

Example 1. Consider the first two atomic recipes below. We can compose them so that we start with fresh peas and finish with thawed peas.



We could extend the example with the following atomic recipe on the left to obtain a recipe for refrozen peas. But we would not be able to extend it further with the atomic recipe on the right because it would violate the conditions for composition (because two comestible nodes would have the same type).



Note, for this example, we assume that fresh peas, frozen peas, thawed peas, and refrozen peas are in different branches of the type hierarchy for comestibles.

Proposition 4. For any finite set of atomic recipes $\{R_1, \dots, R_n\}$, the set $\text{Compose}(\{R_1, \dots, R_n\})$ is finite.

Proof. Assume $\{R_1, \dots, R_n\}$ is finite. The constraints on composition ensure that if R' is a subrecipe of R , then $R \oplus R'$ is not in $\text{Compose}(\{R_1, \dots, R_n\})$. So for each R in $\text{Compose}(\{R_1, \dots, R_n\})$, each $R_i \in \{R_1, \dots, R_n\}$ is used at most once. Hence, each $R \in \text{Compose}(\{R_1, \dots, R_n\})$ is composed from a finite number of subrecipes, where none is used more than once. Hence, there is a finite number of recipes in $\text{Compose}(\{R_1, \dots, R_n\})$. \square

So far, we have considered how to compose subrecipes into recipes. Now, we consider the inverse process for turning recipes into atomic subrecipes. For a recipe R , the **decompose function**, denoted $\text{Decompose}(R)$, returns the set $\{R' \mid R' \sqsubseteq R \text{ and } R' \text{ is atomic}\}$.

Proposition 5. For any R , if R is a recipe, then $R \in \text{Compose}(\text{Decompose}(R))$.

Proof. Any recipe graph can be (de)composed in the form of a binary tree where each leaf is an atomic recipe graph, and each non-leaf is the composition of its children, and the root is the recipe. Let $\{R_1, \dots, R_n\}$ be the leaves, and R be the root. So $\text{Decompose}(R) = \{R_1, \dots, R_n\}$ and $R \in \text{Compose}(\{R_1, \dots, R_n\})$. \square

So we have provided functions for composing and decomposing recipes. In this, we see that atomic recipes are the basic building blocks for recipes.

7 Type substitution in recipes

We now consider how we can substitute individual comestibles and actions. In other words, how we can update the typing function.

A **binding** is a tuple of the form (n, t) where $n \in \mathcal{C} \cup \mathcal{A}$ is a node and t is a type from a type hierarchy. A **substitution set** T is a set of bindings s.t. for all $(n, t), (n', t') \in T$, if $n \neq n'$, then $t = t'$ (i.e. each binding refers to a different node).

Definition 12. For a recipe R , where $\text{Type}(R) = F$, and a substitution set T , the **substitution in F by T** , denoted $F \otimes T$, is defined as follows for each $n \in \text{Nodes}(R)$.

$$F \otimes T(n) = \begin{cases} t & \text{if } (n, t) \in T \\ F(n) & \text{otherwise} \end{cases}$$

For convenience, we let $R \otimes T$ denote the recipe R' where $\text{Graph}(R') = \text{Graph}(R)$ and $\text{Type}(R') = F \otimes T$.

For an illustration of type substitution, see Table 1, where the first row gives the assignment for the typing function F , and the second row gives the updated assignment after the substitution of “raw onion” for node $c1$.

Type substitutions allow any recipe to be turned into any other isomorphic recipe. But note that type substitution may cause the recipe to violate the acceptability tuples. We discuss how we deal with this issue after the following result.

Proposition 6. For any recipes R and R' , if $\text{Graph}(R)$ and $\text{Graph}(R')$ are isomorphic, then there is a substitution set T s.t. $F \otimes T = F'$ where $\text{Type}(R) = F$ and $\text{Type}(R') = F'$

Proof. Assume R and R' are isomorphic. So they have the same structure, though possibly the names of the nodes and their labelling are different. Let $b : \text{Nodes}(R) \rightarrow \text{Nodes}(R')$ be a bijection, and let $T = \{(n, t) \mid F(n) \neq F'(b(n)) \text{ and } F'(b(n)) = t\}$. So $F \otimes T = F'$. \square

We now consider how the need for substitutions arises in practice. A **primary substitution** is a substitution that has been undertaken because we lack some food item or we are unable to do an action (perhaps because we lack required equipment or ability), whereas a **secondary substitution** is a substitution that has been carried out to deal with acceptability issues raised by the primary substitution. For example, suppose we lack fresh spaghetti for a recipe that lists it as an ingredient. We could use dried spaghetti as a substitute for this missing ingredient. This would be a primary substitution. However, the cooking time of fresh spaghetti is 3 minutes whereas the cooking time of dried spaghetti is 11 minutes. Assuming we have appropriate acceptability tuples, this would result in a violation of the acceptability tuples, and so we would need to substitute the action “boil spaghetti for 3 minutes” to “boil spaghetti for 11 minutes”. This would be a secondary substitution which would be required for the recipe to regain acceptability.

A **primary substitution set**, denoted P , is a set of primary substitutions. For instance, suppose we have a recipe R , and we are missing ingredients $F(n_1), \dots, F(n_k)$ where n_1, \dots, n_k are nodes in $\text{In}(R)$, then we would need alternative ingredients t_1, \dots, t_k to give the primary substitution set $\{(n_1, t_1), \dots, (n_k, t_k)\}$. As defined next, a secondary substitution set is needed to fix any acceptability problems created by the primary substitution set.

Definition 13. A substitution set S is a **secondary substitution set** for recipe R , primary substitution set P , and acceptability tuples X iff $P \cup S$ is a substitution set, and $R \otimes (P \cup S)$ is acceptable w.r.t. X .

An illustration of the use of primary and secondary substitution sets is given in Table 1. The next proposition follows directly from Definition 12.

Proposition 7. For a recipe R , where $\text{Type}(R) = F$, the following hold: (Reflexivity) $F \otimes \{(n, F(n))\} = F$; (Associativity) if $n_1 \neq n_2$, then $(F \otimes \{(n_1, t_1)\}) \otimes \{(n_2, t_2)\} = (F \otimes \{(n_2, t_2)\}) \otimes \{(n_1, t_1)\}$; (Reversibility) $(F \otimes \{(n, t)\}) \otimes \{(n, F(n))\} = F$; and (Empty) if $T = \{(n_1, t_1), \dots, (n_i, t_i)\}$, and $n_1, \dots, n_i \notin \text{Nodes}(R)$, then $F \otimes T = F$.

A desirable feature of updating a typing function is that unnecessary updates are not done. So we seek the minimal (by subset) secondary substitution sets as defined next.

Definition 14. A **substitution pair** for a recipe R and acceptability set X is a tuple (P, S) where P (respectively S) is a primary (respectively secondary) substitution set and $R \otimes (P \cup S)$ is acceptable w.r.t. X and there is no $S' \subset S$ such that $R \otimes (P \cup S')$ is acceptable w.r.t. X .

However, the above definition does not take into account the nature of individual substitutions. For instance, if we lack spaghetti for spaghetti bolognese, but we have tagliatelle and rice, either would be possible substitutes, but

	c1	a1	c2	a2	c3
F	raw carrot	chop	chopped carrot	boil	soup
$F' = F \otimes \{(c1, \text{raw onion})\}$	raw onion	chop	chopped carrot	boil	soup
$F'' = F' \otimes \{(c2, \text{chopped onion})\}$	raw onion	chop	chopped onion	boil	soup

Table 1: Consider a recipe graph G with nodes $\{c1, a1, c2, a2, c3\}$ and edges $(c1, a1), (a1, c2), (c2, a2), (a2, c3)$. The typing function F is given in the first row of the table. The second row is for the updated typing function F' which results from a primary substitution set $\{(c1, \text{raw onion})\}$. The third row is for the updated typing function F'' which results from a second substitution set $\{(c2, \text{chopped onion})\}$.

many would judge tagliatelle to be a much less drastic change to the recipe. To address this issue, we use a distance measure to compare comestibles and actions. So for comestible or action types t_1 and t_2 , $d(t_1, t_2)$ denotes the distance between t_1 and t_2 . The smaller the distance, the better one would substitute for another. So $d(t_1, t_2) = 0$ means t_1 and t_2 would be perfect substitutes for each other. Since it is a distance measure, it is always the case that $d(t, t) = 0$, and so any comestible or action is a perfect substitute for itself. It may also be appropriate in some cases to define d with respect to a recipe so that, for example, aquafaba might reasonably replace egg in baking but not in an omelette.

A distance measure can be defined based on a word embedding such as the general purpose word embeddings Word2Vec (Mikolov et al. 2013) or Glove (Pennington, Socher, and Manning 2014), or a specialized word embedding such as Food2Vec which is a pre-trained word embedding for ingredient substitution (Pellegrini et al. 2021). For comestibles t_1 and t_2 , and a word embedding, the distance function $d(t_1, t_2)$ is the cosine similarity between t_1 and t_2 in the word embedding.

Alternatively, a distance measure can be derived from knowledge graphs or ontologies. There are numerous resources on options for substitutions (e.g. substitutions to transfer a dish into vegan dish (Steen and Newman 2010)) that can be used as the basis of specifying distance measures, or distance measures can be defined as combination of word embeddings and ontological knowledge (Shirai et al. 2021). Furthermore, distance can be calculated so that generalization is penalized. In other words, if we have the option of substituting t by t_1 or t_2 , and t_1 is relatively similar to t and as specialized in the hierarchy as t , whereas t_2 is an ancestor of t but t_2 is a very general type, then we may set d so that $d(t, t_1)$ is much lower than $d(t, t_2)$, as for instance when t is carrot, t_1 is parsnip, and t_2 is vegetable.

Assuming we have a distance measure, we can calculate the cost of a substitution set as in the following definition which uses summation. But there other simple alternatives such as max (i.e. the distance $d(F(n), t)$ of the substitution $(n, t) \in P \cup S$ that is greater than or equal to the distance $d(F(n'), t')$ of any substitution $(n', t') \in P \cup S$). We will investigate these alternatives in future work.

Definition 15. The **cost** of substitution pair (P, S) w.r.t distance measure d and typing function F is $\text{Cost}_d(P, S) = \sum_{(n,t) \in P \cup S} d(F(n), t)$.

Example 2. Consider recipe R for a vegetable soup where $\text{Type}(R) = F$, and $\{c1, c2, a1, a2\} \subseteq \text{Nodes}(R)$, and $F(c1) = \text{raw carrot}$, $F(c2) = \text{barley}$, $F(a1) = \text{chop carrot}$,

and $F(a2) = \text{soak barley}$. For a substitution pair (P, S) , suppose $P = \{(c1, \text{raw onion}), (c2, \text{potato})\}$, and $S = \{(a1, \text{chop onion}), (a2, \text{peel and chop potato})\}$. So

$$\begin{aligned} \text{Cost}_d(P, S) = & d(\text{raw carrot}, \text{raw onion}) \\ & + d(\text{barley}, \text{potato}) \\ & + d(\text{chop carrot}, \text{chop onion}) \\ & + d(\text{soak barley}, \text{peel and chop potato}) \end{aligned}$$

Definition 16. A substitution pair (P, S) for recipe R and acceptability pair X is a **preferred substitution pair** w.r.t. distance d iff for all substitution pairs (P', S') for R and X , $\text{Cost}_d(P, S) \leq \text{Cost}_d(P', S')$.

So type substitution allows us to update a typing function, and it can take account of the need for secondary substitutions. Furthermore, it can take into account how drastic the proposed changes are. However, it does not allow changes to the structure of the graph.

8 Structural substitution in recipes

We now consider how we can update the structure of the graph by allowing substitution of subgraphs so that a subgraph can be replaced by another subgraph. We start with three subsidiary definitions.

Definition 17. For recipes R and R' , where $R' \sqsubseteq R$, the **front set** is $\text{Front}(R, R') = (\text{Out}(R') \setminus \text{Out}(R)) \cup (\text{In}(R') \setminus \text{In}(R))$.

So the front is the set of nodes that are in or out nodes in the subgraph but not in or out nodes in the graph as illustrated in Figures 12 and 13.

Definition 18. A recipe R' is an **untrimmed subrecipe** of a recipe R , denoted $R' \sqsubseteq^* R$, iff $R' \sqsubseteq R$ and for all $\forall a \in \text{Acts}(R')$, if (c, a) or (a, c) is in $\text{Arcs}(R)$, then $c \in \text{Nodes}(R')$.

So an untrimmed subrecipe is such that for each action in the subgraph, all the comestible nodes that are connected in the original graph are in the subgraph. In Figures 12 and 13, both R_1 and R_2 are untrimmed subrecipes of R .

We also require the following notion of parallel which captures whether two subgraphs connect to the front nodes in the same direction. For example, in Figure 12, both $a2$ and $a9$ connect to the front node $c3$ in the same direction (i.e. $c3$ is the target in both subgraphs).

Definition 19. Recipe R_1 is **parallel** to recipe R_2 w.r.t. recipe R iff for all $c \in \text{Front}(R, R_1)$, the following hold: (1) for all $(c, a) \in \text{Arcs}(R_1)$, there is a $(c, a') \in \text{Arcs}(R_2)$; and (2) for all $(a, c) \in \text{Arcs}(R_1)$, there is a $(a', c) \in \text{Arcs}(R_2)$.

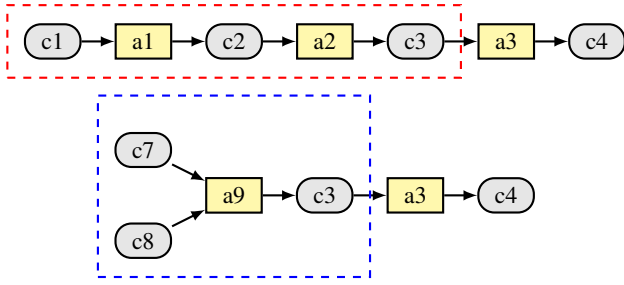


Figure 12: Example of structural substitution. The top graph refers to recipe R , the subgraph in the top dashed box refers to R_1 , the bottom graph refers to recipe R' , and the subrecipe in the bottom dashed box refers to R_2 . Hence, $\text{Front}(R, R_1) \subseteq (\text{In}(R_2) \cup \text{Out}(R_2)) = \{c3\}$. Suppose $F_1(c3) = F_2(c3)$ where $\text{Type}(R_1) = F_1$ and $\text{Type}(R_2) = F_2$. Hence, R' is the result of the structural substitution and so $R' = R[R_1/R_2]$. Here, R_1 produces $F_1(c3)$ from $F_1(c1)$ and R_2 produces $F_2(c3)$ from $F_2(c7)$ and $F_2(c8)$.

We use the above three definitions as conditions in the following definition of structural substitution.

Definition 20. Let R , R_1 , and R_2 , be recipes. The **structural substitution** of R_1 by R_2 in R , denoted $R[R_1/R_2]$, is defined as follows: If (i) $\text{Front}(R, R_1) \subseteq (\text{In}(R_2) \cup \text{Out}(R_2))$, (ii) R_1 is parallel with R_2 w.r.t. R , (iii) $R_1 \sqsubseteq^* R$, (iv) $(\text{Nodes}(R) \setminus \text{Nodes}(R_1)) \cap \text{Nodes}(R_2) = \emptyset$, (v) for all $n \in (\text{Nodes}(R) \setminus \text{Nodes}(R_1))$, and for all $n' \in \text{Nodes}(R_2)$, if $F(n) \simeq F_2(n')$, then $n = n'$, then $R[R_1/R_2]$ is (C', A', E', F') where

1. $C' = (\text{Coms}(R) \setminus \text{Coms}(R_1)) \cup \text{Coms}(R_2)$
2. $A' = (\text{Acts}(R) \setminus \text{Acts}(R_1)) \cup \text{Acts}(R_2)$
3. $E' = (\text{Arcs}(R) \setminus \text{Arcs}(R_1)) \cup \text{Arcs}(R_2)$
4. for all $n \in C' \cup A'$, $F'(n) = F_2(n)$ if $n \in \text{Nodes}(R_2)$, and $F'(n) = F(n)$ if $n \notin \text{Nodes}(R_2)$.

otherwise $R[R_1/R_2] = \perp$ (which denotes failure of structural substitution).

So the nodes, arcs, and labelling, of the graph obtained by substitution are those of R minus those of R_1 and plus those of R_2 as illustrated in Figures 12 and 13. The result of structural substitution is a recipe.

Proposition 8. For any recipes R , R_1 and R_2 , if $R[R_1/R_2] \neq \perp$, then $R[R_1/R_2]$ is a recipe.

Proof. Assume conditions (i) to (v) of the definition for structural substitution hold. From (i) and steps 1 to 3 of the definition of structural substitution, we have for all $n \in \text{Nodes}(R) \setminus \text{Nodes}(R_1)$, and for all $n' \in \text{Nodes}(R_1)$, if $(n, n') \in \text{Arcs}(R)$, then $(n, n') \in \text{Arcs}(R[R_1/R_2])$, and if $(n', n) \in \text{Arcs}(R)$, then $(n', n) \in \text{Arcs}(R[R_1/R_2])$. So R connects with R_1 using the same arcs as $R[R_1/R_2]$ connects with R_2 . From (ii), for all $c \in \text{Front}(R, R_1)$, if R_1 connects with c with an incoming (respectively outgoing) arc, then R_2 connects with c with an incoming (respectively outgoing) arc. So R_2 connects with the nodes in $\text{Front}(R, R_1)$ with arcs in the same direction as R_1 , and furthermore

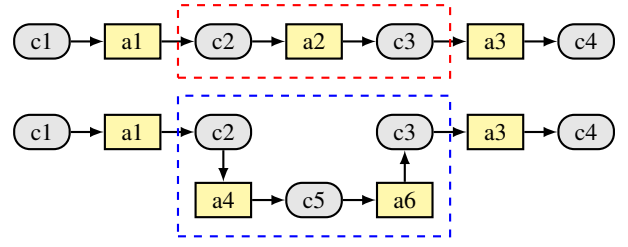


Figure 13: Example of structural substitution. The top graph refers to recipe R , the subgraph in the top dashed box refers to R_1 , the bottom graph refers to recipe R' , and the subrecipe in the bottom dashed box refers to R_2 . Hence, $\text{Front}(R, R_1) \subseteq (\text{In}(R_2) \cup \text{Out}(R_2)) = \{c2, c3\}$. Suppose $F_1(c2) = F_2(c2)$ and $F_1(c3) = F_2(c3)$ where $\text{Type}(R_1) = F_1$ and $\text{Type}(R_2) = F_2$. Hence, R' is the result of the structural substitution and so $R' = R[R_1/R_2]$. Here, R_1 produces $F_1(c3)$ from $F_1(c2)$ using action $F_1(a2)$ and R_2 produces $F_2(c3)$ from $F_2(c2)$ using actions $F_2(a4)$ and $F_2(a6)$.

from (iii), R_2 connects to all nodes in $\text{Front}(R, R_1)$. From (iv), the nodes in R_2 do not introduce any cycles with $\text{Nodes}(R) \setminus \text{Nodes}(R_1)$. From (v), and step 4 of the definition of structural substitution, F' is typing function for recipe according to Definition 3. Therefore, from these assumptions, $R[R_1/R_2]$ is a recipe. \square

We can always turn one recipe into another recipe using structural substitution.

Proposition 9. For any recipes R and R' , there are recipes R_1 and R_2 , such that $R[R_1/R_2] = R'$.

Proof. The simplest option to demonstrate this is to assume $R = R_1$, and $R' = R_2$. From $R = R_1$, $\text{Front}(R, R_1) = \emptyset$ holds, and so (i) and (ii) are satisfied. Also from $R = R_1$, $R_1 \sqsubseteq^* R$ holds, and so (iii) is satisfied. In addition, from $R = R_1$, $\text{Nodes}(R) \setminus \text{Nodes}(R_1) = \emptyset$ holds, and so (iv) and (v) are satisfied. So $R[R_1/R_1]$ is (C', A', E', F') where $C' = \text{Coms}(R_2)$, $A' = \text{Acts}(R_2)$, $E' = \text{Arcs}(R_2)$, and for all $n \in C' \cup A'$, $n \in \text{Nodes}(R_2)$ and so $F'(n) = F_2(n)$ when $\text{Type}(R_2)$ is F_2 . Therefore, $R[R_1/R_2] = R'$. \square

Structural substitution satisfies some simple properties including reflexivity (i.e. $R[R_1/R_1] = R$), and reversibility (i.e. $(R[R_1/R_2])[R_2/R_1] = R$), but it does not satisfy transitivity, or associativity. The following result shows that structural substitution subsumes type substitution.

Proposition 10. For any recipe R , and substitution pair (P, S) , there is a structural substitution $[R_1/R_2]$ such that $R[R_1/R_2] = R \otimes (P, S)$.

Proof. If $R \otimes (P, S) = \perp$, then it is straightforward to specify recipes R_1 and R_2 so that $R[R_1/R_2] = \perp$. Now suppose $R \otimes (P, S) \neq \perp$. Define R_1 and R_2 so that $\text{Graph}(R_1) = \text{Graph}(R_2)$. Hence $\text{Graph}(R) = \text{Graph}(R \otimes (P, S))$. Let $\text{Type}(R) = F$ and $\text{Type}(R_2) = F_2$. Define F_2 so that if $(n, t) \in P \cup S$, $F_2(n) = t$, otherwise $F_2(n) = F(n)$. \square

As with type substitutions, we can have structural substitutions that we regard as primary; they are subgraphs that

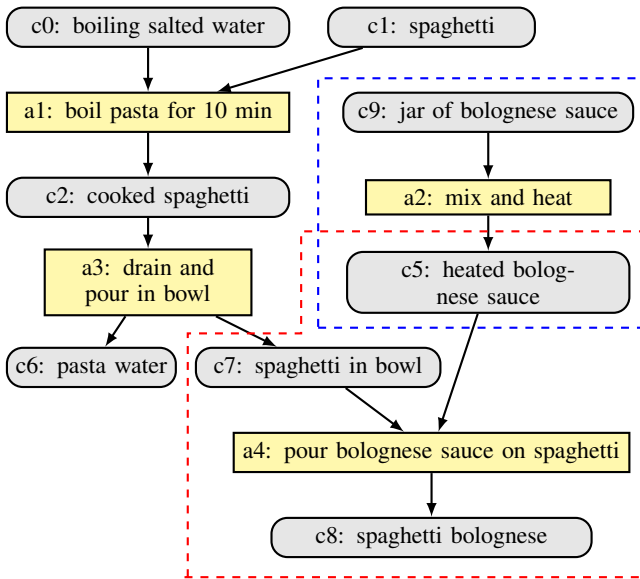


Figure 14: Let R be the recipe given in Figure 4 and let $R_1 \sqsubseteq R$ (respectively $R'_1 \sqsubseteq R$) be the subgraph given by the nodes $\{c3, c4, c5, a2\}$ (respectively $\{c7, c8, a4\}$) in Figure 4. Let R_2 be the blue box (the lower dashed box above), and let R'_2 be the red box (the upper dashed box above). Suppose $[R_1/R_2]$ is a primary substitution, and $[R'_1/R'_2]$ is a secondary substitution, then the recipe above is $(R[R_1/R_2])[R'_1/R'_2]$.

we want to replace. But these can also have knock-on effects that call for secondary substitutions. We define this below and illustrate in Figure 14.

Definition 21. A sequence of substitutions $[R_{j+1}/R'_{j+1}], \dots, [R_k/R'_k]$ is a **secondary substitution sequence** for recipe R , primary substitution sequence $[R_1/R'_1], \dots, [R_j/R'_j]$, and acceptability tuples X iff $R[R_1/R'_1], \dots, [R_k/R'_k]$ is acceptable w.r.t. X .

We can calculate the cost of any structural substitution by using a distance measure. For a structural substitution $[R_1/R_2]$, this could be a function of the graph edit distance between the R_1 and R_2 , and the distance between the ingredients and actions in R_1 and those in R_2 . We will investigate specific definitions in future work.

9 Comparison with the literature

We consider how our proposal relates to the existing literature in the following areas.

Graphical representation of recipes. There are several proposals for graphical representation of recipes with motivations including: as a basis for searching and/or adapting recipes (Shao, Sun, and Chen 2009; Dufour-Lussier et al. 2012; Bergmann, Müller, and Wittkowsky 2013; Müller and Bergmann 2015; Chang et al. 2018; Chu 2021; Galanis and Papakostas 2022); as a target language for the output of NLP of free text recipes (Wang et al. 2008; Schumacher et al. 2012; Pan et al. 2020;

Yamakata, Mori, and Carroll 2020). However, little consideration has been given to how a graphical model can be used as a knowledge representation and reasoning formalism. A representation of recipes as plans was recently proposed in (Pallagani et al. 2022). This is an interesting alternative, but it does not support reasoning over recipes.

Ontologies and knowledge graphs. The use of ontologies and knowledge graphs for formally representing food or recipes has recently been gaining interest. A prominent example is the FoodOn ontology (Dooley et al. 2018; Dooley et al. 2022). This has the form of a multi-faceted taxonomy, which covers a very broad range of food products and food processing steps. It cannot, however, support rich forms of reasoning due to its simple structure and small number of relationships. FoodKG is a large-scale food knowledge graph, which integrates nutrition information, general food substitutions, recipe data and food taxonomies (Hausmann et al. 2019). It does not support formal reasoning over recipes, but is a valuable resource that we plan to exploit in future implementations of our model. An ontology design pattern for ingredient substitution in recipes was recently proposed in (Ławrynowicz et al. 2022). It models recipes as a set of ingredients and a set of instructions and ingredient substitution as transformations of these sets. Its value, however, is mostly representational, as it does not support reasoning over recipes and ingredient substitution.

Substitution Candidates for substitution can be identified by analysing recipes (Shidochi et al. 2009; Teng, Lin, and Adamic 2012). They can also be identified by combining explicit information about the ingredients in FoodKG, and implicit information from word embeddings (Shirai et al. 2021). None of these methods provide a formalism for representing or reasoning with recipes, but they could be used for finding candidates for substitution for use in our framework. Finally, there is a proposal for using a formalism to capture features of objects (namely, shape, material, and role of the object) and then reason with that knowledge to identify alternative uses (Olteteanu and Falomir 2016). Potentially, this logic-based approach could be adapted for recipes by perhaps drawing on the approach in our proposal.

10 Discussion

Cooking involves reasoning about comestibles and actions on them. It also involves the commonsense ability to re-purpose recipes, in particular through substitution. In this paper, we have provided a formalism based on labelled bipartite graphs for representing and reasoning with recipes. In future work, we plan to further develop the approach to allow for consideration of equipment and locations, timing of actions, and quantities of comestibles. We also plan to further develop the usage of distance in determining better substitutions. We will also investigate two possible implementations of the graphical formalism. The first one will use RDF and SHACL for the representation and validation of recipes, and will enable the integration of information from resources such as FoodOn and FoodKG. The second will rely on a translation of the graphical formalism into a logical one (e.g. ASP) and will thereby support automated

reasoning with recipes including execution of recipes, and automated methods for substitution.

Acknowledgements

This research is funded by the Leverhulme Trust via the *Repurposing of Resources: from Everyday Problem Solving through to Crisis Management* project (2022-2025).

References

- Bergmann, R.; Müller, G.; and Wittkowsky, D. 2013. Workflow clustering using semantic similarity measures. In *Proceedings of KI'13*, volume 8077 of *Lecture Notes in Computer Science*, 13–24. Springer.
- Bikakis, A.; Dickens, L.; Hunter, A.; and Miller, R. 2021. Repurposing of resources: from everyday problem solving through to crisis management. *CoRR* abs/2109.08425.
- Chang, M.; Guillain, L. V.; Jung, H.; Hare, V. M.; Kim, J.; and Agrawala, M. 2018. Recipescape: An interactive tool for analyzing cooking instructions at scale. In *Proceedings of CHI'18*, 1–12. Association for Computing Machinery.
- Chu, J. 2021. Recipe bot: The application of conversational ai in home cooking assistant. In *Proceedings of ICBASE'21*, 696–700. IEEE.
- Dooley, D. M.; Griffiths, E. J.; Gosal, G. P. S.; Buttigieg, P. L.; Hoehndorf, R.; Lange, M.; Schriml, L. M.; Brinkman, F. S. L.; and Hsiao, W. W. L. 2018. Foodon: a harmonized food ontology to increase global food traceability, quality control and data integration. *NPJ Science of Food* 2.
- Dooley, D.; Weber, M.; Ibanescu, L.; Lange, M.; Chan, L.; Soldatova, L.; Yang, C.; Warren, R.; Shimizu, C.; McGinty, H. K.; and Hsiao, W. 2022. Food process ontology requirements. *Semantic Web* 1–32.
- Dufour-Lussier, V.; Ber, F. L.; Lieber, J.; Meilender, T.; and Nauer, E. 2012. Semi-automatic annotation process for procedural texts: An application on cooking recipes. *CoRR* abs/1209.5663.
- Galanis, N.-I., and Papakostas, G. A. 2022. An update on cooking recipe generation with machine learning and natural language processing. In *Proceedings of IEEE AIC'22*, 739–744.
- Hausmann, S.; Seneviratne, O.; Chen, Y.; Ne'eman, Y.; Codella, J.; Chen, C.-H.; McGuinness, D. L.; and Zaki, M. J. 2019. FoodKG: A Semantics-Driven Knowledge Graph for Food Recommendation. In *Proceedings of ISWC'19*, 146–162. Springer-Verlag.
- Ławrynowicz, A.; Wróblewska, A.; Adrian, W. T.; Kulczyński, B.; and Gramza-Michałowska, A. 2022. Food recipe ingredient substitution ontology design pattern. *Sensors* 22(3):1095.
- Mikolov, T.; Chen, K.; Corrado, G.; and Dean, J. 2013. Efficient estimation of word representations in vector space. *CoRR* 1301.3781.
- Müller, G., and Bergmann, R. 2015. Cookingcake: A framework for the adaptation of cooking recipes represented as workflows. In *Workshop Proceedings of ICCBR'15*, volume 1520 of *CEUR Workshop Proceedings*, 221–232. CEUR-WS.org.
- Olteteanu, A., and Falomir, Z. 2016. Object replacement and object composition in a creative cognitive system. Towards a computational solver of the Alternative Uses Test. *Cognitive Systems Research* 39:15–32.
- Pallagani, V.; Ramamurthy, P.; Khandelwal, V.; Venkataraman, R.; Lakkaraju, K.; Aakur, S. N.; and Srivastava, B. 2022. A Rich Recipe Representation as Plan to Support Expressive Multi Modal Queries on Recipe Content and Preparation Process. *CoRR* abs/2203.17109.
- Pan, L.-M.; Chen, J.; Wu, J.; Liu, S.; Ngo, C.-W.; Kan, M.-Y.; Jiang, Y.; and Chua, T.-S. 2020. Multi-modal cooking workflow construction for food recipes. In *Proceedings of ACM Multimedia'20*, 1132–1141.
- Pellegrini, C.; Özsoy, E.; Wintergerst, M.; and Groh, G. 2021. Exploiting food embeddings for ingredient substitution. In *Proceedings of the 14th International Joint Conference on Biomedical Engineering Systems and Technologies, BIOSTEC 2021, Volume 5: HEALTHINF*, 67–77. SCITEPRESS.
- Pennington, J.; Socher, R.; and Manning, C. 2014. Glove: Global vectors for word representation. In *Proceedings of EMNLP'14*, 1532–1543. Association for Computational Linguistics.
- Schumacher, P.; Minor, M.; Walter, K.; and Bergmann, R. 2012. Extraction of procedural knowledge from the web: a comparison of two workflow extraction approaches. In *Proceedings of WWW'12*, 739–747. ACM.
- Shao, Q.; Sun, P.; and Chen, Y. 2009. WISE: A workflow information search engine. In *Proceedings of ICDE'09*, 1491–1494. IEEE Computer Society.
- Shidochi, Y.; Takahashi, T.; Ide, I.; and Murase, H. 2009. Finding replaceable materials in cooking recipe texts considering characteristic cooking actions. In *Proceedings of the ACM Multimedia'09 Workshop on Multimedia for Cooking and Eating Activities*, 9–14. Association for Computing Machinery.
- Shirai, S. S.; Seneviratne, O.; Gordon, M. E.; Chen, C.-H.; and McGuinness, D. L. 2021. Identifying ingredient substitutions using a knowledge graph of food. *Frontiers in Artificial Intelligence* 3:621766.
- Steen, C., and Newman, J. 2010. *The Complete Guide to Vegan Food Substitutions*. Fair Winds Press.
- Teng, C.-Y.; Lin, Y.-R.; and Adamic, L. A. 2012. Recipe recommendation using ingredient networks. In *Proceedings of ACM Web Science Conference, WebSci '12*, 298–307. Association for Computing Machinery.
- Wang, L.; Li, Q.; Li, N.; Dong, G.; and Yang, Y. 2008. Substructure similarity measurement in chinese recipes. In *Proceedings of WWW'08*, 979–988. Association for Computing Machinery.
- Yamakata, Y.; Mori, S.; and Carroll, J. 2020. English recipe flow graph corpus. In *Proceedings of LREC'20*, 5187–5194. European Language Resources Association.