





Post-inflationary production of particle Dark Matter:

non-minimal Natural inflationary scenarios

Anish Ghoshal ^{1,*} Maxim Yu. Khlopov ^{2,3,4,†}

Zygmunt Lalak ^{1,‡} and Shiladitya Porey ^{5,§}

¹*Institute of Theoretical Physics, Faculty of Physics,
University of Warsaw, ul. Pasteura 5, 02-093 Warsaw, Poland*

²*Virtual Institute of Astroparticle physics, 75018 Paris, France*

³*Institute of Physics, Southern Federal University, 344090 Rostov on Don, Russia*

⁴*National Research Nuclear University “MEPHI”, 115409 Moscow, Russia*

⁵*Department of Physics, Novosibirsk State University,
Pirogova 2, 630090 Novosibirsk, Russia*

Abstract

We investigate the production of non-thermal fermionic dark matter particles during the reheating era following slow roll inflation, driven by axion-like pseudo-Nambu-Goldstone boson, φ , that is non-minimally coupled to the curvature scalar, \mathcal{R} . We consider two types of non-minimal coupling, one of which is $\xi\varphi^2\mathcal{R}$ (referred to as NM-N), and the other one is $\alpha\left(1 + \cos\left(\frac{\varphi}{f_a}\right)\right)$ (referred to as NMP-N), where α and ξ are dimensionless parameters and f_a is an energy scale. We determine benchmark values for both inflationary scenarios satisfying current bounds from Cosmic Microwave Background (CMB) radiation measurement and find the mass of inflaton to be $\sim \mathcal{O}(10^{12})$ GeV for both inflationary scenarios and tensor-to-scalar ratio, $r \sim 0.0177$ (for NM-N) and ~ 0.0097 (for NMP-N) which fall inside $1 - \sigma$ contour on scalar spectral index versus r plane of Planck2018+BICEP3+Keck Array2018 joint analysis, and can be probed by future CMB observations e.g. Simons Observatory. We then show that dark matter particles produced from the decay of inflaton can fully match the present-day cold dark matter (CDM) yield, as well as other cosmological constraints, if the coupling value between inflaton and dark matter, y_χ , and the dark matter mass, m_χ , are within the range $10^{-6} \gtrsim y_\chi \gtrsim 10^{-17}$ and $\mathcal{O}(1 \text{ GeV}) \lesssim m_\chi \lesssim m_\phi/2$, where m_ϕ denotes the mass of inflaton. The exact range of y_χ and m_χ varies with different benchmark values as well as parameters of inflation, like energy scale of inflation and r , some of which are within the reach of next generation CMB experiments.

*Electronic address: anish.ghoshal@fuw.edu.pl

†Electronic address: khlopov@apc.in2p3.fr

‡Electronic address: zygmunt.lalak@fuw.edu.pl

§Electronic address: shiladityamailbox@gmail.com

I. INTRODUCTION

Big bang cosmological model has been widely accepted model describing the origin of the universe, with evidence such as the Hubble expansion of distant galaxies and the Cosmic Microwave Background (CMB) radiation supporting its validity. However, precise analysis of the CMB data suggests that our universe is nearly spatially flat, homogenous, and isotropic on large scales, with nearly uniform temperature of CMB photons (2.75 K) which are difficult to reconcile with the Big Bang Model. On the other hand, Big Bang model suggests that if we trace back in time from the current state of the expanding and cold universe, it would contract into a point with extremely high energy during its origin, and the universe is expanding ever since, with varying expansion rates during different cosmological epochs. Cosmological inflation is one of the primeval epochs that occurs for a very short time during which the energy density of the universe is dominated by that of inflaton, and consequently, space-time expands exponentially. This epoch successfully addresses most of the shortcomings of Big Bang model. During this epoch, the Hubble radius remained almost constant, and due to the finite size of the observable universe, it is expected that quantum relic scalar and tensor perturbations are generated, which at a later stage plays crucial role in the structure formation, generation of relic gravitational waves, and perhaps even in the formation of primordial black holes. This epoch was first introduced in literature by Refs. [1–4]. Since then, this epoch has become so popular that numerous inflationary models have been proposed in the literature. However, analyses of the latest data from Planck and BICEP observations [5, 6] have resulted in a reassessment of the preferred feasible inflation models. Multi-field inflationary scenarios that involve non-negligible coupling between the light scalars during inflation are in tension due to the absence of large non-Gaussianities in the CMB data [7]. On the other hand, several single field inflation scenarios, including slow roll chaotic inflation with potential of monomial form ($V(\phi) \propto \phi^p$, specifically with $p = 1, 2, 4$), large field inflation with field value greater than Planck mass are ruled out even by $2 - \sigma$ on the (n_s, r) plane (see e.g., Ref. [8] for a comprehensive review). However, with non-minimal coupling to gravity (Ricci scalar \mathcal{R}) several inflationary models can be revived with suitable choice of the coupling [9].

Among other unresolved issues of the Big Bang model is the understanding of the origin and composition of dark matter (DM) and it remains one of the biggest mysteries. CMB data

manifests that 26.5% of the total mass-energy density of the universe is in the form of CDM. Despite the existence of numerous gravitational interactions of DM in addition to the CMB data, there has not been any direct evidence of non-gravitational signatures of DM to date. As a result, the identity of DM and how it came to exist in the universe remain unknown [10]. Several hypotheses have been proposed to explain the mechanism of DM production during different cosmological epochs [11]. The interaction channels through which DM particles are produced, together with its cross-section with other particles, control the decoupling time from the Standard Model (SM) relativistic plasma of the universe. In this study, we focus on the production of DM during one of the earliest cosmological epoch, specifically, during the reheating era ¹. Among non-thermal DM production scenarios, Feebly Interacting Massive Particles (FIMP) [12–17] may be a viable option, owing to their significantly weaker interactions, which prevent them from attaining thermal equilibrium with relativistic plasma in the early universe. In contrast to WIMP, the number density of FIMP depends on initial conditions. FIMP DM particles can be formed mainly in three ways: first, their number density freezes as soon as the temperature of the relativistic plasma drops below the mass of the DM particles. Second, they can be produced from the decay of heavy particles such as moduli fields, the curvaton (see, e.g. Ref. [18]), or the inflaton which is considered in this work. Third, they can be generated through the scattering of SM particles mediated by inflaton or graviton [19–23]. Recently several scenarios involving testability of FIMP DM involving long-lived particles at laboratories [24–29] and involving primordial Gravitational Waves of cosmological origin have been proposed [30–33].

In this work, alongside with Ref. [34], we present a scenario where the DM particles are non-thermal and produced from the inflaton during the reheating era which is preceded by single-field natural inflation where inflaton is non-minimally coupled to Ricci scalar. For the inflationary part, we have considered natural inflation motivated by cosine potential of axion-like particles in general. We derive the conditions on DM parameter space from the inflationary constraint analysis and DM phenomenology constraints on inflaton DM couplings and inflaton and DM masses.

¹ One of the widely popular models of thermal DM is the Weakly Interacting Massive Particles (WIMP) scenario. However, the credibility of the theory about WIMP is currently at doubt state since the attempt to produce them at LHC have been unsuccessful, or the scattering off nuclei by them or their annihilation has not been detected in various direct and indirect DM detection experiments.

The paper is organized as follows: we present the action of our model in Sec. II. Next, in Secs. III and IV, we explore two inflationary scenarios: non-minimal natural inflation with both $\xi\varphi^2\mathcal{R}$ and periodic non-minimal coupling. For each inflationary scenario, we study the slow-roll inflation, reheating, and production of dark matter (DM). In Sec. V, we summarize our findings.

We use $\hbar = c = k_B = 1$ unit throughout this paper, such that the value of reduced Planck mass is $M_P = 2.4 \times 10^{18}$ GeV. We also consider that the space-time metric is diagonal with signature $(+, -, -, -)$.

II. LAGRANGIAN DENSITY

In this analysis, we assume that the inflationary epoch in the early universe is driven by an axion or axion-like pseudo-Nambu–Goldstone boson, φ , which is singlet under SM gauge transformations, and the inflaton is non-minimally coupled to gravity. Therefore, the action of inflaton in Jordan frame is given by [35–37]

$$\mathcal{S}^{JF} \supset \int d^4x \sqrt{-g^{JF}} \left(\frac{1}{2} M_P^2 \Omega^2(\varphi) \mathcal{R}^{JF} + \frac{1}{2} (\partial\varphi)^2 - V^{JF}(\varphi) \right), \quad (1)$$

where the notion JF in superscript denotes that the associated parameter is defined in Jordan frame, for example, g^{JF} and \mathcal{R}^{JF} represent the determinant of space-time metric and Ricci scalar, respectively, in Jordan frame. Here, φ is the inflaton in Jordan frame, $\Omega^2(\varphi) \equiv \Omega^2 \neq 0$, and the inflationary potential in Jordan frame is

$$V^{JF}(\varphi) = \Lambda^4 \left(1 + \cos \left(\frac{\varphi}{f_a} \right) \right), \quad (2)$$

where Λ and f_a are energy scales that are described in more detail later. Now, by conformally transforming the space-time metric in Jordan frame, we can derive the space-time metric in Einstein frame as

$$g_{\mu\nu}^E = \Omega^2 g_{\mu\nu}^{JF}. \quad (3)$$

Hereafter, we use superscript E , which implies that the associated parameter is defined in Einstein frame. In this frame, the gravity sector is canonical. Therefore, the action in Einstein frame is

$$\mathcal{S}^E \supset \int d^4x \sqrt{-g^E} \left(\frac{1}{2} M_P^2 \mathcal{R}^E + \frac{1}{2} \Pi(\varphi) (\partial\varphi)^2 - \Omega^{-4} V^{JF}(\varphi) \right), \quad (4)$$

where [38]

$$\Omega^2(\varphi) = 1 + \frac{F(\varphi)}{M_P^2}, \quad \Pi(\varphi) \equiv \frac{1}{\Omega^2} + \kappa \frac{3}{2M_P^2} \frac{1}{\Omega^4} \left(\frac{dF(\varphi)}{d\varphi} \right)^2, \quad (5)$$

along with $\kappa = 1$ (metric formalism). To express the kinetic energy of the inflaton in canonical form, we need to redefine the inflaton as

$$\frac{d\phi}{d\varphi} = \sqrt{\Pi(\varphi)}. \quad (6)$$

Hence, ϕ is the inflaton in Einstein frame. The value of ϕ as a function of φ can be found using Eq. (6). The action of Eq. (4) then transforms as

$$\mathcal{S}^E \supset \int d^4x \sqrt{-g^E} \left(\frac{1}{2} M_P^2 \mathcal{R}^E + \frac{1}{2} (\partial\phi)^2 - V^E(\phi) \right), \quad (7)$$

where the potential of the inflaton in Einstein frame is

$$V^E(\phi) = \frac{V^{JF}(\varphi(\phi))}{\Omega^4(\varphi(\phi))}. \quad (8)$$

For slow roll inflation in Einstein frame, the first two potential slow roll parameters are defined as [37, 39, 40]

$$\epsilon_V^E = \frac{M_P^2}{2} \left(\frac{d \ln[V^E]}{d\varphi} \frac{d\varphi}{d\phi} \right)^2, \quad (9)$$

$$\eta_V^E = M_P^2 \left(\frac{1}{V^E} \frac{d^2 V^E}{d\varphi^2} \left(\frac{d\varphi}{d\phi} \right)^2 - \frac{d \ln[V^E]}{d\varphi} \frac{d^2 \phi}{d\varphi^2} \left(\frac{d\varphi}{d\phi} \right)^3 \right). \quad (10)$$

Both of these ϵ_V^E and $|\eta_V^E|$ should be < 1 to continue the slow roll phase, and this ensures that the inflaton is over damped and Hubble parameter, \mathcal{H} , remains nearly constant during inflation [41]. The slow roll phase ceases whenever at least one of these two parameters reaches ~ 1 . During slow roll inflation, nearly constant value of \mathcal{H} (quasi-de Sitter) and exponential growth of cosmological scale factor \mathbf{a} implies that comoving Hubble radius $((\mathbf{a}\mathcal{H})^{-1})$ shrinks exponentially, resulting in comoving length scales possibly leaving the Hubble horizon. Thus, if there are two length scale k_* and k_{end} that exit the casual horizon just at the beginning and end of inflation, then the number of e-folds by which \mathbf{a} is increased during this time is [39]

$$\mathcal{N}_{\text{CMB}} = \frac{1}{M_P} \int_{\varphi_{\text{end}}}^{\varphi_*} d\varphi \frac{1}{\sqrt{2\epsilon_V^E}} \left(\frac{d\phi}{d\varphi} \right), \quad (11)$$

where φ_* and φ_{end} are the values of inflaton corresponding to when k_* and k_{end} leave the horizon. If the length scale k_* reenters within the Hubble radius today and Cosmic Microwave Background (CMB) observations are measured, then at least $\mathcal{N}_{\text{CMB}} \sim 60$ [42] ($k_* \sim 0.05 \text{ Mpc}^{-1}$) (or $\mathcal{N}_{\text{CMB}} \gtrsim 66 - 70$, depending on inflationary model [43]) is required to solve the horizon problem.

Because of the finite size of \mathcal{H} , scalar and tensor quantum perturbations are expected to be generated during slow roll inflationary phase. The exponential expansion during inflation stretches the wavelengths of the quantum perturbations even beyond the Hubble horizon. Those perturbations upon reentering the horizon, is measured in terms of two point correlation function i.e. power spectrum which are defined as

$$\mathcal{P}_s(k) = A_s \left(\frac{k}{k_*} \right)^{n_s - 1 + (1/2)\alpha_s \ln(k/k_*) + (1/6)\beta_s (\ln(k/k_*))^2}, \quad (12)$$

$$\mathcal{P}_h(k) = A_t \left(\frac{k}{k_*} \right)^{n_t + (1/2)dn_t/d \ln k \ln(k/k_*) + \dots}, \quad (13)$$

where k_* is the pivot scale at which bounds on inflation are measured from the analysis of CMB data, and

- \mathcal{P}_s and \mathcal{P}_h : scalar and tensor power spectrum of primordial perturbation,
- A_s and A_t : amplitude of scalar and tensor power spectrum,
- n_s and n_t : scalar and tensor spectral index,
- α_s and β_s : running and running of running of scalar spectral index.

For the given single-field inflationary potential A_s and n_s can be measured as

$$A_s \approx \frac{1}{24\pi^2} \frac{1}{M_P^4} \left. \frac{V^E}{\epsilon_V^E} \right|_{k=k_*}, \quad n_s(\varphi_*) = 1 - 6\epsilon_V^E(\varphi_*) + 2\eta_V^E(\varphi_*). \quad (14)$$

For $n_s < 1$, \mathcal{P}_s is red tilted i.e. more power at larger length scales. Now, if we define tensor-to-scalar ratio $r = A_t/A_s$, then [5]

$$V^E(\varphi_*) = \frac{3}{2}\pi^2 r(\varphi_*) A_s M_P^4, \quad (15)$$

where we have used slow roll approximation $r(\varphi_*) \approx 16\epsilon_V^E(\varphi_*)$. Current CMB constraints on A_s , n_s , and r are mentioned in Table I.

TABLE I: *Constraints on inflationary parameters from Planck, Planck+BICEP+Keck Array and other CMB experiments (T and E for temperature and E-mode polarization of CMB).*

$\ln(10^{10} A_s)$	3.044 ± 0.014	68%, TT,TE,EE+lowE+lensing+BAO	[44, 45]
n_s	0.9647 ± 0.0043	68%, TT,TE,EE+lowE+lensing+BAO	[44]
r	$0.014^{+0.010}_{-0.011}$ and < 0.036	95%, BK18, BICEP3, <i>Keck Array</i> 2020, and WMAP and <i>Planck</i> CMB polarization	[44, 46, 47] (see also [48])

In addition to the slow roll inflationary epoch, in this article, we also consider the reheating era that comes after inflation, and also make the assumption that during that reheating era production of non-thermal DM particles and SM Higgs proceeds concomitantly. Therefore, the total action in which we are interested in can be expressed as follows [49–52]

$$\mathcal{S}_{\text{tot}} \supset \mathcal{S}^E + \int dx^4 \sqrt{-g^E} (\mathcal{L}_\chi^E + \mathcal{L}_H^E + \mathcal{L}_{\text{rh}}^E). \quad (16)$$

Here, the Lagrangian density of the beyond the standard model (BSM) vector-like fermionic field χ and SM Higgs doublet H are \mathcal{L}_χ and \mathcal{L}_H , respectively, and those can be written in the following form:

$$\mathcal{L}_\chi^E = i\bar{\chi}\not{\partial}\chi - m_\chi\bar{\chi}\chi, \quad (17)$$

$$\mathcal{L}_H^E = (\partial H)^2 + m_H^2 H^\dagger H - \lambda_H (H^\dagger H)^2, \quad (18)$$

where both the parameters m_χ and m_H have the mass dimension whereas the parameter λ_H is dimensionless. Moreover, $\mathcal{L}_{\text{rh}}^E$ in Eq. (16) comprises interaction between the inflaton and the dark sector as well as between the inflaton and SM Higgs. Hence,

$$\mathcal{L}_{\text{rh}}^E = -y_\chi\phi\bar{\chi}\chi - \lambda_{12}\phi H^\dagger H - \lambda_{22}\phi^2 H^\dagger H + \mathcal{L}_{\text{scatter}} + \text{h.c.} \quad (19)$$

where $\mathcal{L}_{\text{scatter}}$ includes higher order terms that account for the scattering of χ by inflaton, or SM particles (including H). The couplings y_χ and λ_{22} are also dimensionless, but λ_{12} has mass dimension. In the two succeeding sections (Secs. III and IV), we consider two different forms of $\Omega^2(\varphi)$, and study the slow roll single field inflationary scenarios, and determine benchmark values that satisfy the current CMB bounds. We also investigate the parameter space, involving y_χ and m_χ under the assumption that the total CDM density of the present universe is completely comprised of χ particles produced during the reheating era.

III. NATURAL INFLATION WITH $\xi\varphi^2\mathcal{R}$ NON-MINIMAL COUPLING

Natural inflation with canonical kinetic energy term is no longer the favorite candidate for single field inflationary scenario since this model predicts large values of r relative to $2-\sigma$ best-fit contour from *Planck* 2018+BICEP data on n_s-r plane [5, 53]. However, this is one of the inflationary models which has strong motivation based on particle physics theory. In this theory, inflaton is an axion or axionic field which is a pseudo-Nambu-Goldstone boson, arising from the spontaneous breaking of global symmetry and an additional subsequent explicit symmetry breaking. This boson is introduced in the theory to solve strong CP problem [54–56]. The axion potential which arises non-perturbatively due to the spontaneous breaking of global $U(1)$ symmetry can be written in the form similar to that presented in Eq. (2) (with $\xi = 0$) where φ represents the canonically normalized axion or axionic field. Here Λ is the $U(1)$ explicit symmetry-breaking energy scale of the continuous shift symmetry, while f_a determines the spontaneous $U(1)$ symmetry-breaking energy scale. Additionally, f_a is accountable for the small value of self-coupling as f_a reduces its value by $1/f_a$ and, hence, solves the problem of fine-tuning. For this reason, this inflationary model is called natural inflation. Furthermore, this potential has a shift symmetry ($V(\varphi) = V(\varphi + \text{const.})$) and thus protects the flatness of the potential. On the other hand, the shift symmetry protects the flatness of the potential of axion-inflaton [57, 58].

Being such a theoretically well-motivated model [59], several attempts have been made to modify the theory slightly so that the predicted value of r remains within at least $2-\sigma$ contour of *Planck* data. Additionally, another objective has been to reduce the value of f_a (the range of f_a used in the paper of Planck collaboration is $10 \lesssim f_a/M_P \lesssim 1585$). Some of these attempts includes [60] which considers generalized versions of natural inflation, [61] which explores the incorporation of multiple axion-like fields. However, in this section, we consider the inflationary model presented in Ref. [62] where a non-minimal coupling between the inflaton and gravity sector has been considered, and non-minimal coupling has the following form :

$$\Omega^2(\varphi) = 1 + \xi \frac{\varphi^2}{M_P^2}, \quad (20)$$

where ξ is dimensionless non-minimal coupling between φ and gravity. This coupling can be arisen at 1-loop order from quantum corrections in curved spacetime [63, 64], and for

the theoretical motivation of such form of non-minimal coupling see Refs. [9, 65]. For this coupling, from Eq. (6) we get

$$\frac{d\phi}{d\varphi} = \sqrt{\frac{\xi(6\xi + 1)\varphi^2 M_P^2 + M_P^4}{(M_P^2 + \xi\varphi^2)^2}} \quad (21)$$

Moreover, the potential $V^{JF}(\varphi)$ has local maxima at $\varphi = n f_a \pi$ ($n = 0, 2, 4, \dots$) and local minima at $\varphi = n f_a \pi$ ($n = 1, 3, 5, \dots$). The potential of non-minimal Natural (abbreviated as NM-N) Inflation in Einstein frame is

$$V^E(\phi(\varphi)) \equiv V_{\text{NM-N}}^E(\phi(\varphi)) = \frac{\Lambda^4 \left(1 + \cos\left(\frac{\varphi}{f_a}\right)\right)}{(1 + \xi \varphi^2 / M_P^2)^2} \quad (22)$$

For this inflationary model in metric formalism, the benchmark values are presented in Table II. The value of $f_a/M_P \sim \mathcal{O}(1)$ is required for $n_s \sim 0.9647$ which is much smaller than the value of f_a/M_P required for minimal natural inflationary scenario. Following Ref. [62], we choose negative value of ξ such that n_s remains within $1 - \sigma$ best fit contour from *Planck* 2018 data. The lower bound on ξ comes from the condition $(1 + \xi(\varphi_{\min}/M_P)^2) > 0$. The predicted n_s, r values of the three benchmarks from Table II are shown in Fig. 1, along with bounds from current CMB observations (*Planck*+*BICEP*+*Keck Array*) and future prospective reaches from other upcoming CMB observations. Predicted value of r of benchmark ‘(m)NM-N-1’ is within $2 - \sigma$ contour of *Planck*2018+*BICEP*3 (2022)+*Keck Array*2018 data, while predicted value of r of benchmark ‘(m)NM-N-2’ is within $2 - \sigma$ contour *Planck*2018 data. On the other hand, benchmark ‘(m)NM-N-3’ shows that for NM-N inflation and for a slightly larger value of e-folds (e.g. $\mathcal{N}_{\text{CMB}} \sim 70$) predicted r value falls even within $1 - \sigma$ best-fit contour of *Planck*2018+*BICEP*3 (2022)+*Keck Array*2018 combined analysis.

TABLE II: Benchmark value for NM-N inflationary model in metric formalism (φ_{\min} is the location of minimum).

Benchmark	f_a/M_P	ξ	φ_*/M_P	φ_{end}/M_P	n_s	$r \times 10^2$	Λ^4/M_P^4	φ_{\min}/M_P	\mathcal{N}_{CMB}
(m)NM-N-1	3.01	-10^{-2}	3.5140	9.1132	0.9647	2.4841	4.2633×10^{-10}	9.4430	60
(m)NM-N-2	8.00	2×10^{-6}	10.7614	23.7212	0.9645	7.9452	2.0184×10^{-9}	25.1327	60
(m)NM-N-3	3.00	-10^{-2}	2.9562	9.0878	0.9658	1.7702	2.9508×10^{-10}	9.4248	70

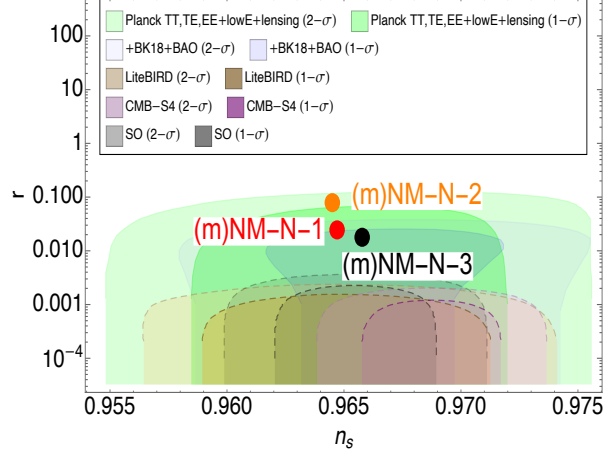


FIG. 1: The colored dots represent the predicted values of (n_s, r) for benchmark values from Table II. Alongside, this figure also displays 95% C.L. $(1 - \sigma)$ contours highlighted by a deep-colored regions located inside and 68% C.L. $(2 - \sigma)$ (n_s, r) best-fit contours as light-colored regions located outside. The green colored region is for best-fit bound from Planck 2018 while the blue shaded area presents bound from Planck 2018+BICEP3 (2022)+Keck Array2018 joint analysis. Other colored regions, with dashed lines as periphery, show contours from different forthcoming CMB observations (LiteBIRD+CMB-S4+Simons Observatory (SO)) [66–68].

A. Reheating

The reheating phase commences once the slow roll phase ends. During this time, the inflaton field reaches the minimum of its potential, which is also its vacuum expectation value. The inflaton then proceeds to oscillate quasi-periodically around this minimum. In this work we are assuming that potential about the minimum during the reheating era can be approximated as $V^E \sim \phi^2$ such that energy density of oscillating inflaton and pressure averaging over an oscillating cycle during reheating, behaves as [69] (see also [70])

$$\rho_\phi \propto \mathbf{a}^{-3}, \quad \langle p \rangle = 0, \quad (23)$$

But in addition to the expansion of the universe, the production of SM and BSM particles from the inflaton also causes the energy density of inflaton to decrease. Reheating epoch is profoundly adiabatic and transforms the universe from being cold and dominated by the energy density of inflaton into being hot and dominated by SM radiation. Therefore, we can

safely assume that

$$\Gamma_\phi = \Gamma_{\phi \rightarrow hh} + \Gamma_{\phi \rightarrow \chi\chi} \approx \Gamma_{\phi \rightarrow hh}. \quad (24)$$

where Γ_ϕ , $\Gamma_{\phi \rightarrow hh}$, and $\Gamma_{\phi \rightarrow \chi\chi}$ are respectively the total decay width of inflaton, decay width of inflaton to SM Higgs particle h and decay width of inflaton to DM particle χ . There is no need for an explicit coupling between ϕ and those particles to be produced in $f(\varphi)\mathcal{R}$ theories [71] or DM particles can be produced gravitationally (see Refs. [43, 72–74]). In this work, however, we take advantage of the perturbative reheating technique and particle creation in Einstein frame using Eq. (19). Neglecting the effect of thermal mass [75], we can find $\Gamma_{\phi \rightarrow hh}$, and $\Gamma_{\phi \rightarrow \chi\chi}$ from Eq. (19) as

$$\Gamma_{\phi \rightarrow hh} \simeq \frac{\lambda_{12}^2}{8\pi m_\phi}, \quad \Gamma_{\phi \rightarrow \chi\chi} \simeq \frac{y_\chi^2 m_\phi}{8\pi}, \quad (25)$$

where the physical mass of the inflaton in Einstein frame is

$$\frac{m_\phi}{M_P} = \left(\frac{1}{M_P^2} \left. \frac{d^2 V^E(\phi)}{d\phi^2} \right|_{\phi=\phi_{\min}} \right)^{1/2}. \quad (26)$$

Here, ϕ_{\min} is the location of the minimum of the potential of Eq. (22). Now, let us define the maximum possible temperature during reheating, T_{max} , and reheating temperature, T_{rh} , as [49, 76, 77]²

$$T_{max} = \Gamma_\phi^{1/4} \left(\frac{60}{g_\star \pi^2} \right)^{1/4} \left(\frac{3}{8} \right)^{2/5} \mathcal{H}_I^{1/4} M_P^{1/2}, \quad (27)$$

$$T_{rh} = \sqrt{\frac{2}{\pi}} \left(\frac{10}{g_\star} \right)^{1/4} \sqrt{M_P} \sqrt{\Gamma_\phi}. \quad (28)$$

The production of SM particles by the inflaton causes the temperature of the universe to increase once the reheating epoch starts. This temperature reaches its maximum value, T_{max} , and then decreases as a result of the expansion of the universe. When the temperature of the universe drops to $T \sim T_{rh}$, it then occurs that $\Gamma_\phi \sim \mathcal{H}(T_{rh})$. At this moment, $\rho_{rad} = \rho_\phi$, where ρ_{rad} is the energy density of SM relativistic particles i.e. radiation. The universe then shifts to being dominated by radiation, and remaining energy density of inflaton rapidly and quickly transforms mostly to ρ_{rad} . In Eqs. (27) and (28) g_\star is the *effective number of*

² (P)reheating production for such tiny couplings is not large in the parameter space of fermionic DM we explore in this paper, for details see [78, 79].

relativistic degrees of freedom which is taken as $g_\star = 106.75$ (being feebly interacting, χ might not have the same temperature as that of SM radiation), and in Eq. (27), \mathcal{H}_I is the value of Hubble parameter at the end of inflation (i.e. when $\rho_{\text{rad}} = 0$ [76])

$$\mathcal{H}_I = \sqrt{\frac{V^E(\phi(\varphi_{\text{end}}))}{3M_P^2}}. \quad (29)$$

Following Eqs. (24), (28) and (29), we can calculate Γ_ϕ , T_{rh} , \mathcal{H}_I , and those values are mentioned in Table III. The value of m_ϕ is highest for the benchmark ‘(m)NM-N-1’ and lowest for ‘(m)NM-N-2’, while the value of \mathcal{H}_I is the highest for ‘(m)NM-N-1’.

TABLE III: $m_\phi, \Gamma_\phi, T_{\text{rh}}$, and \mathcal{H}_I for the benchmark values from Table II.

<i>Benchmark</i>	m_ϕ/M_P (Eq. (26))	$\Gamma_\phi M_P$ (Eq. (24))	$T_{\text{rh}}/\lambda_{12}$ (Eq. (28))	\mathcal{H}_I/M_P (Eq. (29))
(m)NM-N-1	1.7078×10^{-5}	$2329.89 \lambda_{12}^2$	21.3067	5.4539×10^{-6}
(m)NM-N-2	5.6123×10^{-6}	$7089.55 \lambda_{12}^2$	37.1670	3.2284×10^{-6}
(m)NM-N-3	1.4095×10^{-5}	$2822.91 \lambda_{12}^2$	23.4529	4.5216×10^{-6}

From Eqs. (27) and (28) we can derive

$$\frac{T_{\text{max}}}{T_{\text{rh}}} = \left(\frac{3}{8}\right)^{2/5} \left(\frac{\mathcal{H}_I}{\mathcal{H}(T_{\text{rh}})}\right)^{1/4}, \quad (30)$$

where we have used $\mathcal{H}(T_{\text{rh}}) = (2/3)\Gamma_\phi$ [49] and

$$\mathcal{H}^2(T_{\text{rh}}) = \frac{1}{3M_P^2} \left(\frac{\pi^2}{30} g_\star T_{\text{rh}}^4\right), \quad (31)$$

since the universe is radiation dominated at $T = T_{\text{rh}}$. Therefore, $T_{\text{max}}/T_{\text{rh}}$ should decrease with increasing values of T_{rh} . The variation of $T_{\text{max}}/T_{\text{rh}}$ against T_{rh} for the benchmark values ‘(m)NM-N-1’ and ‘(m)NM-N-2’ are displayed in Fig. 2 - the dashed line is for ‘(m)NM-N-1’ and solid line is for ‘(m)NM-N-2’. The lower bound (gray colored vertical stripe on the left) is from the fact that T_{rh} must be greater than ~ 4 MeV for successful Big Bang Nucleosynthesis (BBN) [76].³ To keep $T_{\text{max}}/T_{\text{rh}} \gtrsim 1$, leads to an upper limit on T_{rh} : 1.3826×10^{15} GeV for ‘(m)NM-N-1’, and 1.0637×10^{15} GeV for ‘(m)NM-N-2’. Additionally, the maximum

³ This bound may alter to 5–1.8 MeV if we consider neutrino oscillations or decay of massive BSM particles before BBN, e.g. Refs. [80–82]

value of $T_{max}/T_{rh} \sim 5.8791 \times 10^8$ for ‘(m)NM-N-1’ and $\sim 5.1568 \times 10^8$ for ‘(m)NM-N-2’ for $T_{rh} \sim 4 \text{ MeV}$. These large values of T_{max}/T_{rh} imply that production of any particle with a mass higher than T_{rh} is still possible during the reheating process.⁴ Furthermore, lower bound on T_{rh} leads to establishing the minimum permissible value of λ_{12} which are $\lambda_{12}/M_P \gtrsim 7.8223 \times 10^{-23}$ for ‘(m)NM-N-1’, $\lambda_{12}/M_P \gtrsim 4.4843 \times 10^{-23}$ for ‘(m)NM-N-2’, and $\lambda_{12}/M_P \gtrsim 7.1064 \times 10^{-23}$ for ‘(m)NM-N-3’.

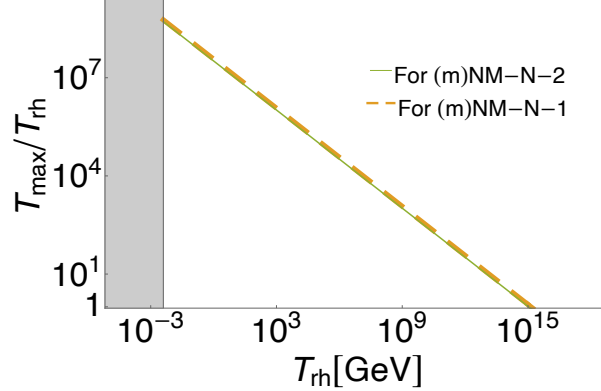


FIG. 2: Variation of T_{max}/T_{rh} against T_{rh} for two benchmark values ‘(m)NMP-N-1’ and ‘(m)NMP-N-2’ from Table II. The gray-colored vertical stripe on the left of the plot of lower bound on T_{rh} which is $T_{rh} \not\leq 4 \text{ MeV}$.

B. Dark Matter Production and Relic Density

In this section, we focus on the DM production during reheating for NM-N inflationary scenario. We are assuming that the DM particles are so feebly interacting that they are unable to reach thermal equilibrium with the SM relativistic plasma of the universe. Thus, if we define n_χ as number density and $N_\chi \equiv n_\chi \mathbf{a}^3$ as comoving number density of χ -particles, then the equation that governs the time evolution of N_χ is

$$\frac{dN_\chi}{dt} = \mathbf{a}^3 \gamma, \quad (32)$$

where t is the physical time and $\gamma \equiv \gamma(t)$ is the rate of production of n_χ . When the universe is dominated by the energy density of the oscillating inflaton i.e. when the temperature of

⁴ The production of gravitino tightens the bound on T_{rh} . We ignore this constraint since we are not considering supersymmetry in our study.

the universe T is within the range $T_{max} > T > T_{rh}$, \mathcal{H} and ρ_ϕ are given by [49]

$$\mathcal{H} = \frac{\pi}{3} \sqrt{\frac{g_\star}{10}} \frac{T^4}{M_P T_{rh}^2}, \quad \rho_\phi = \frac{\pi^2 g_\star}{30} \frac{T^8}{T_{rh}^4}. \quad (33)$$

By applying Eqs. (23) and (33) to Eq. (32), we obtain

$$\frac{dN_\chi}{dT} = -\frac{8M_P}{\pi} \left(\frac{10}{g_\star}\right)^{1/2} \frac{T_{rh}^{10}}{T^{13}} \mathbf{a}^3(T_{rh}) \gamma. \quad (34)$$

With the assumption that entropy density of the universe, $s(T)$ (which is expressed as $s(T) = (2\pi^2/45) g_{\star,s} T^3$), is conserved after the completion of reheating era, we can derive DM yield $Y_\chi(T)$ which is specified as $Y_\chi(T) = n_\chi(T)/s(T)$. Here $g_{\star,s}$ is the *effective number of degrees of freedom in entropy*. The energy density of χ continues to drop over time and eventually becomes non-relativistic, contributing to the CDM energy density of the universe. The current CDM yield may be computed as

$$Y_{\text{CDM},0} = \frac{\Omega_{\text{CDM}} \rho_{\text{crit}}}{s_0 m_\chi} = \frac{4.3 \times 10^{-10}}{m_\chi}. \quad (35)$$

Here m_χ is in GeV and CDM density of the universe $\Omega_{\text{CDM}} = 0.12 h_{\text{CMB}}^{-2}$ with scaling factor for Hubble expansion rate $h_{\text{CMB}} \approx 0.674$, present day entropy density $s_0 = 2891.2 \text{ cm}^{-3}$, and critical density of the universe $\rho_{\text{crit}} = 1.053 \times 10^{-5} h_{\text{CMB}}^2 \text{ GeV cm}^{-3}$ (in $k_B = c = 1$ unit) [45]. In the next two subsections, we look into the production of χ from the decay of inflaton and via scattering mechanisms.

C. DM from decay

Here, we look at the creation of χ through the decay of inflaton. Assuming that the production of χ takes place only via the decay of inflaton ($\phi \rightarrow \bar{\chi}\chi$),

$$\gamma = 2 \text{Br} \Gamma_\phi \frac{\rho_\phi}{m_\phi}. \quad (36)$$

where Br is the branching fraction for the production of χ from the decay-channel which is defined as

$$\text{Br} = \frac{\Gamma_{\phi \rightarrow \chi\chi}}{\Gamma_{\phi \rightarrow \chi\chi} + \Gamma_{\phi \rightarrow hh}} \simeq \frac{\Gamma_{\phi \rightarrow \chi\chi}}{\Gamma_{\phi \rightarrow hh}} = m_\phi^2 \left(\frac{y_\chi}{\lambda_{12}}\right)^2 \quad (37)$$

Substituting Eq. (36) in Eq. (34) and integrating, we obtain the DM Yield $Y_{\chi,0}$, from the decay of inflaton as

$$Y_{\chi,0} = \frac{N_\chi(T_{rh})}{s(T_{rh}) \mathbf{a}^3(T_{rh})} \simeq \frac{3}{\pi} \frac{g_\star}{g_{\star,s}} \sqrt{\frac{10}{g_\star}} \frac{M_P \Gamma}{m_\phi T_{rh}} \text{Br} = 1.163 \times 10^{-2} M_P \frac{y_\chi^2}{T_{rh}}. \quad (38)$$

Use of $s(T_{\text{rh}})$, the value of entropy density at $T = T_{\text{rh}}$, and $\mathbf{a}(T_{\text{rh}})$, the value of cosmological scale factor at $T = T_{\text{rh}}$, in Eq. (38) is based on the premise that yield of DM does not change from $T = T_{\text{rh}}$ up to present day. Moreover, in this work, we are considering $g_{*,s}(T_{\text{rh}}) = 106.75$. Equating Eq. (38) with Eq. (35), we get

$$T_{\text{rh}} \simeq 6.49 \times 10^{25} y_{\chi}^2 m_{\chi}. \quad (39)$$

If DM particles are produced solely from the decay of inflaton in NM-N inflationary scenario and satisfy present day CDM yield, then it must adhere to Eq. (39) which indicates inclined lines on $(T_{\text{rh}}, m_{\chi})$ plane for fixed values of y_{χ} . These lines for NM-N inflationary scenario are demonstrated as discontinuous lines in Fig. 3. The white region on Fig. 3 is allowed. Fig. 3 actually shows a comparative view of allowed region for the two benchmark values ‘(m)NMP-N-1’ and ‘(m)NMP-N-2’ which are mentioned in Table II. The bounds on this plane are from: Ly- α bound (from Eq. (40)) on the mass of DM (blue colored region for benchmark ‘(m)NM-N-1’ and peach shaded region for ‘(m)NM-N-2’), $T_{\text{rh}} \gtrsim 4 \text{ MeV}$: light green shaded horizontal stripe at the bottom, and $m_{\chi} \lesssim m_{\phi}/2$ darker and light shaded region with copper-rose color as vertical stripe on the right for ‘(m)NM-N-1’ and ‘(m)NM-N-2’, respectively. Additionally, we are assuming that the maximum possible value of $T_{\text{rh}} \sim 10^{16} \text{ GeV}$ and it is demonstrated by a gray colored horizontal stripe at the top. As m_{ϕ} for ‘(m)NM-N-2’ is less than that of ‘(m)NM-N-1’, Ly- α bound which is $\propto m_{\phi}/T_{\text{rh}}$ [49], for ‘(m)NM-N-2’ is less than ‘(m)NM-N-1’. For the same reason, the maximum possible value of m_{χ} is slightly higher in ‘(m)NM-N-1’ than in ‘(m)NM-N-2’. Consequently, the allowed range of y_{χ} passing through the white unshaded region, is $10^{-5.4} \gtrsim y_{\chi} \gtrsim 10^{-17.5}$ (for $8.20 \text{ GeV} \lesssim m_{\chi} \lesssim 2.05 \times 10^{13} \text{ GeV}$) for ‘(m)NM-N-1’ and $10^{-6} \gtrsim y_{\chi} \gtrsim 10^{-17}$ (for $2.69 \text{ GeV} \lesssim m_{\chi} \lesssim 6.73 \times 10^{12} \text{ GeV}$) for ‘(m)NM-N-2’. The upper bound of y_{χ} and lower bound of m_{χ} alters depending on the assumed maximum value of T_{rh} . If we assume maximum value of $T_{\text{rh}} \sim 10^{15} \text{ GeV}$, the lower bounds on m_{χ} are $\gtrsim 81.97 \text{ GeV}$ and $\gtrsim 26.94 \text{ GeV}$ for ‘(m)NM-N-1’ and ‘(m)NM-N-2’, respectively. On the other hand, if we assume maximum value of $T_{\text{rh}} \sim 10^{14} \text{ GeV}$, the lower bounds on m_{χ} are $\gtrsim 819.72 \text{ GeV}$ and $\gtrsim 269.39 \text{ GeV}$ for ‘(m)NM-N-1’ and ‘(m)NM-N-2’, respectively. Similarly, for the benchmark ‘(m)NM-N-3’, the lower limit of m_{χ} is $\lesssim 1.69 \times 10^{13} \text{ GeV}$. From this, we conclude that even for the same inflationary scenario, changing the benchmark value can alter the range of y_{χ} and m_{χ} required to produce 100% of the total CDM relic density of the universe when χ is produced from the decay channel.

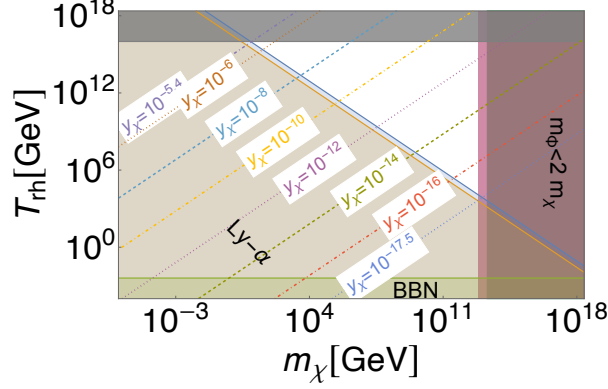


FIG. 3: The white region is allowed on (T_{rh}, m_χ) plane for the benchmark values ‘ $(m)\text{NMP-N-1}$ ’ and ‘ $(m)\text{NMP-N-2}$ ’ from Table II on log-log scale. The dashed or dashed-dotted lines passing through the white region correspond to Eq. (39) for different values of y_χ satisfying present-day CDM density. Bounds on this plane are shown as color-shaded regions, and they are coming from: Ly- α bound on the mass of DM Eq. (40): blue-shaded region, and $m_\chi \lesssim m_\phi/2$:copper-rose colored vertical stripe on the right for ‘ $(m)\text{NM-N-1}$ ’. For ‘ $(m)\text{NM-N-2}$ ’ same bounds are depicted as peach-colored region and light-copper-rose colored region. Light green-colored stripe at the bottom depicts that T_{rh} should be $\gtrsim 4$ MeV. The gray colored horizontal stripe at the top of the figure indicates that we have restricted ourselves to the highest T_{rh} possible in the universe to be 10^{16} GeV.

This Ly- α bound constrains the parameter space on (T_{rh}, m_χ) plane⁵ such that produced χ particles behave as CDM instead of warm dark matter (WDM) in the present universe. From the observation of Ly- α absorption lines, the upper bound on present-day velocity of χ particles, v_χ/c , and lower bound m_χ are $v_\chi/c \lesssim 1.8 \times 10^{-8}$ and $m_\chi \gtrsim 3.5$ keV in order to avoid being warm dark matter candidate. The maximum possible value of the initial momentum of χ particle is $m_\phi/2$. Then, the assumption that χ particles are feebly interacting and because of that the momentum of the particles decreases only due to the expansion of the universe, leads to the bound [49]

$$m_\chi \gtrsim 2 \frac{m_\phi}{T_{\text{rh}}}, \quad (40)$$

⁵ However this bound is not very stringent as long as this is not too close to the Planck Scale where the quantum gravity effects may become important. For theories involving Grand Unified Theory (GUT) symmetry breakings, etc. this can be 10^{16} GeV. We do not go into details on such issues in this analysis.

where m_χ is expressed in keV.

D. DM from scattering

We prefer to choose the maximum allowed value of T_{rh} as

$$T_{\text{rh,allowable}} = \begin{cases} 1.3826 \times 10^{14} \text{ GeV} & \text{(for '(m)NM-N-1')}, \\ 1.0637 \times 10^{14} \text{ GeV} & \text{(for '(m)NM-N-2')}, \\ 1.2589 \times 10^{14} \text{ GeV} & \text{(for '(m)NM-N-3')}, \end{cases} \quad (41)$$

such that $T_{\text{max}}/T_{\text{rh}} > 1$ is maintained. For $T_{\text{rh}} \sim T_{\text{rh,allowable}}$, $T_{\text{max}}/T_{\text{rh}} \sim 3.16$. Now, we explore whether DM particles generated through the scattering channels for the NM-N inflationary scenario can account fully or partially for the present-day total CDM yield or whether there exists a limit on the mass of the χ -particles produced via those scattering channels such that it can only contribute completely to the total CDM density. In this study, we consider DM yield produced from three 2-to-2 scattering channels

1. $Y_{IS,0}$: yield of χ from scattering of non-relativistic inflaton with graviton as the mediator which is given by

$$Y_{IS,0} \simeq \frac{g_\star^2}{81920g_{\star,s}} \sqrt{\frac{10}{g_\star}} \left(\frac{T_{\text{rh}}}{M_P}\right)^3 \left[\left(\frac{T_{\text{max}}}{T_{\text{rh}}}\right)^4 - 1 \right] \frac{m_\chi^2}{m_\phi^2} \left(1 - \frac{m_\chi^2}{m_\phi^2}\right)^{3/2}. \quad (42)$$

2. $Y_{\text{SM}g,0}$: yield of χ from scattering of SM particles with graviton as mediator which is given by

$$Y_{\text{SM}g,0} = \begin{cases} \frac{45 \alpha_{\text{DM}}}{2\pi^3 g_{\star,s}} \sqrt{\frac{10}{g_\star}} \left(\frac{T_{\text{rh}}}{M_P}\right)^3, & \text{for } m_\chi \ll T_{\text{rh}}, \\ \frac{45 \alpha_{\text{DM}}}{2\pi^3 g_{\star,s}} \sqrt{\frac{10}{g_\star}} \frac{T_{\text{rh}}^7}{M_P^3 m_\chi^4}, & \text{for } T_{\text{max}} \gg m_\chi \gg T_{\text{rh}}. \end{cases} \quad (43)$$

3. $Y_{\text{SM}i,0}$: yield of χ from scattering of SM particles with inflaton as mediator which is given by

$$Y_{\text{SM}i,0} \simeq \frac{135 y_\chi^2 \lambda_{12}^2}{4\pi^8 g_{\star,s}} \sqrt{\frac{10}{g_\star}} \frac{M_P T_{\text{rh}}}{m_\phi^4}, \quad \text{for } T_{\text{rh}} \ll m_\phi, T_{\text{rh}} > T. \quad (44)$$

The value of α_{DM} in Eq. (43) is 1.1×10^{-3} [23] which depends on the coupling of gravitational interaction.

For $T_{\text{rh}} \sim T_{\text{rh,allowable}}$ the condition $Y_{\text{CDM},0} \sim Y_{IS,0}$ (from Eqs. (35) and (42)) leads to the value of $m_\chi \sim m_\chi^{IS,0}$ as

$$m_\chi^{IS,0} \sim \begin{cases} 4.574 \times 10^{10} \text{ GeV} & \text{(for '(m)NM-N-1')}, \\ 2.8312 \times 10^{10} \text{ GeV} & \text{(for '(m)NM-N-2')}, \\ 4.4201 \times 10^{10} \text{ GeV} & \text{(for '(m)NM-N-3')}. \end{cases} \quad (45)$$

Hence, if $T_{\text{rh}} < T_{\text{rh,allowable}}$, the value of m_χ should exceed the values mention in Eq. (45) in order to make the yield of DM produced through the scattering process of Eq. (42) comparable to $Y_{\text{CDM},0}$ mentioned in Eq. (35). Hence, if $T_{\text{rh}} \lesssim T_{\text{rh,allowable}}$ and $m_\chi \gtrsim m_\chi^{IS,0}$ for NM-N inflation, then χ produced solely through the 2-to-2 scattering of inflaton with graviton as the mediator can yield 100% of the total CDM relic density.⁶

When DM particles are produced from the scattering of SM particles via graviton mediation with $m_\chi \ll T_{\text{rh}}$, then from Eq. (43) with $T_{\text{rh}} \sim T_{\text{rh,allowable}}$,

$$Y_{\text{SM}g,0} = \begin{cases} 4.3752 \times 10^{-19} & \text{(for '(m)NM-N-1')}, \\ 1.9925 \times 10^{-19} & \text{(for '(m)NM-N-2')}, \\ 3.3027 \times 10^{-19} & \text{(for '(m)NM-N-3')}. \end{cases} \quad (46)$$

And thus to satisfy $Y_{\text{CDM},0}$, it is required

$$m_\chi \gtrsim \begin{cases} 9.8282 \times 10^8 \text{ GeV} & \text{(for '(m)NM-N-1')}, \\ 2.1581 \times 10^9 \text{ GeV} & \text{(for '(m)NM-N-2')}, \\ 1.302 \times 10^9 \text{ GeV} & \text{(for '(m)NM-N-3')}. \end{cases} \quad (47)$$

Now, we consider production of χ only via the 2-to-2 scattering of SM particles with graviton as mediator with $T_{\text{max}} \gg m_\chi \gg T_{\text{rh}}$. From Eq. (41), the maximum allowed value of $T_{\text{rh}} \sim \mathcal{O}(10^{14})$ in GeV. Furthermore, for $T_{\text{rh}} \sim 10^{12}$ GeV, $T_{\text{max}}/T_{\text{rh}} \sim 30$.

However, for $(T_{\text{max}} \gg m_\chi \gg T_{\text{rh}})$ and $Y_{\text{SM}g,0} = Y_{\text{CDM},0}$, leads to the relation (in GeV)

$$T_{\text{rh}}^{\text{SM}g,0} = 7.1389 \times 10^{12} f_{T_{\text{rh}}}^{-3/4}, \quad (48)$$

where $f_{T_{\text{rh}}} = T_{\text{rh}}/m_\chi$. Now, according to Eq. (48), in order to achieve $T_{\text{rh}} \sim \mathcal{O}(10^{14})$ GeV, $f_{T_{\text{rh}}} \sim 0.03$ is required.

⁶ m_χ can have a maximum value $< \sqrt{4\pi}M_P$, otherwise it would turn into a black hole.

For the last process, 2-to-2 scattering of SM particles with inflaton as mediator with $T_{\text{rh}} \ll m_\phi$, to make $Y_{\text{SM}i,0} \sim f_\chi Y_{\text{CDM},0}$, where f_χ is the fraction of total CDM relic density that can be contributed by $Y_{\text{SM}i,0}$, we get

$$m_\chi^{\text{SM}i,0} = 4.2164 \times 10^{-5} \frac{m_\phi^4}{T_{\text{rh}} M_P \lambda_{12}^2} \frac{f_c}{y_\chi^2} \text{ GeV}. \quad (49)$$

Then, with $f_\phi = T_{\text{rh}}/m_\phi$ in Eq. (28) and for $y_\chi \sim 10^{-5}$ for all three benchmark values (‘(m)NM-N-1’, ‘(m)NM-N-2’, and ‘(m)NM-N-3’)

$$m_\chi \sim 3.2689 \times 10^3 \frac{f_\chi}{f_\phi^3} \text{ GeV}. \quad (50)$$

For instance, with $f_\chi = 1$ and $f_\phi \sim 10^{-2}$, we get $m_\chi \sim \mathcal{O}(10^9)$ GeV to satisfy total CDM relic density.

Hence, three of the four scattering processes (2-to-2 scattering of non-relativistic inflaton with graviton as the mediator, 2-to-2 scattering of SM particles with graviton as mediator with $m_\chi \ll T_{\text{rh}}$, and 2-to-2 scattering of SM particles with inflaton as mediator with $T_{\text{rh}} \ll m_\phi$) can effectively produce χ and contribute up to 100% of the total CDM relic density of the present universe in the context of NM-N inflation.

IV. PERIODIC NON-MINIMAL COUPLING AND NATURAL INFLATION

The shift symmetry of a system is preserved if the system is invariant under a transformation of its field variables by a constant value. In natural inflation, as mentioned earlier, $(1 + \cos(\varphi/f_a))$ is invariant under the transformation of $\varphi \rightarrow \varphi + \text{constant}$, where the constant is $2\pi f_a$. In this inflationary model, we consider non-minimal coupling to gravity, which respects the same discrete shift symmetry just like the potential of natural inflation. Therefore, non-minimal coupling is specified as [83]

$$\Omega^2(\varphi) = 1 + \alpha \left(1 + \cos \left(\frac{\varphi}{f_a} \right) \right), \quad (51)$$

where α is dimensionless. As a result of such choice of $\Omega^2(\varphi)$, both $\Omega^2(\varphi)$ and $V^{JF}(\varphi)$ possess the same shift symmetry $\varphi \rightarrow \varphi + 2\pi f_a$. Then the potential in Einstein frame is

$$V^E(\phi(\varphi)) \equiv V_{\text{NMP-N}}^E(\phi(\varphi)) = \frac{\Lambda^4 \left(1 + \cos \left(\frac{\varphi}{f_a} \right) \right)}{\left(1 + \alpha \left(1 + \cos \left(\frac{\varphi}{f_a} \right) \right) \right)^2} \quad (52)$$

The periodicity of the coupling to gravity and potential is both $2\pi f_a$. That's why hereafter we call this inflationary model as non-minimal periodic Natural (NMP-N) inflation. Accordingly, the part of the coupling containing $\alpha \left(1 + \cos\left(\frac{\varphi}{f_a}\right)\right)$ vanishes at the minimum of the potential, i.e. during reheating. This particular choice ensures that reheating happens in Einstein frame. Here, in Eq. (51), $\alpha > -0.5$ is required so that Planck scale is well-defined. Furthermore, for $\alpha = 0.5$, the periodicity of $V^{JF}(\varphi)$ as a function of φ is equal to the periodicity of $V(\phi)$ as a function of ϕ , and for $0.5 < \alpha < 1$, both periodicity scales are almost of the same order [83].

$V_{\text{NMP-N}}^E(\phi(\varphi))$ has two sets of stationary points: (a) both at $\varphi_{a,\text{even}}/M_P = 2f_a\pi\mathfrak{c}_1$, and at $\varphi_{a,\text{odd}}/M_P = f_a(\pi + 2\pi\mathfrak{c}_1)$, and (b) at $\varphi_b/M_P = f_a \tan^{-1}\left(\pm\frac{\sqrt{2\alpha-1}}{1-\alpha}\right) + 2\pi\mathfrak{c}_1$, where $\mathfrak{c}_1 \in \mathbb{Z}$, set of integers. For $\alpha < 0.5$, there is only one set of stationary points, i.e. $\varphi_{a,\text{even}}$ and $\varphi_{a,\text{odd}}$, and at those points

$$\left.\frac{d^2V^E(\phi(\varphi))}{d\varphi^2}\right|_{\varphi=\varphi_{a,\text{even}}} = \frac{(2\alpha-1)\Lambda^4}{(2\alpha+1)^3f_a^2}, \quad \left.\frac{d^2V^E(\phi(\varphi))}{d\varphi^2}\right|_{\varphi=\varphi_{a,\text{odd}}} = \frac{\Lambda^4}{f_a^2} \quad (53)$$

Hence, $\varphi_{a,\text{odd}}$ is always the location of local minima, whereas, $\varphi_{a,\text{even}}$ can be maxima or minima or saddle points depending on whether $\alpha < 0.5$, or > 0.5 , or $= 0.5$. In contrast, φ_b is the location of maxima, or minima, or saddle points depending on whether $\alpha > 0.5$, or < 0.5 , or $= 0.5$. This is because

$$\left.\frac{d^2V^E(\phi(\varphi))}{d\varphi^2}\right|_{\varphi=\varphi_b} = \frac{(1-2\alpha)\Lambda^4}{8\alpha f_a^2}. \quad (54)$$

We consider the slow roll inflationary scenario, where the inflaton begins rolling near $\varphi = 0$ and continues to roll towards larger values of φ . When $\alpha < 0.5$, $\varphi = 0$ is the location of maximum and slow roll inflation stops whenever it becomes $|\eta_V| \sim 1$, and for $f_a \ll \alpha$, inflation may be impossible as $|\eta_V| > 1$ even at $\varphi = 0$. For $\alpha = 0.5$, $\varphi = 0$ is the location of saddle point and thus $\eta_V = \epsilon_V = 0$ at $\varphi = 0$. However, for $\alpha > 0.5$ there is a maximum between $\varphi = 0$ and minimum of the potential. In this case, the inflaton may travel across this maximum during its course of evolution. Our chosen benchmark values are listed in Table IV. For benchmark ‘(m)NMP-N-1’, $\varphi = 0$ is a saddle point whereas For benchmark ‘(m)NMP-N-2’, there is a maximum at $\varphi/M_P = 9\pi \approx 28.27$. The n_s, r prediction of the benchmark values are displayed in Fig. 4 along with the best-fit contours from current and future CMB observations. The predicted value of r for benchmark values ‘(m)NMP-N-1’, ‘(m)NMP-N-2’, and ‘(m)NMP-N-4’ fall within $1 - \sigma$ contour of *Planck*2018

data. Although the benchmark ‘(m)NMP-N-3’ is for $\mathcal{N}_{\text{CMB}} \approx 70$, the predicted value of r is within $1-\sigma$ contour of *Planck*2018+BICEP3 (2022)+*Keck Array*2018 data. This benchmark value indicates that NMP-N inflation can predict values of r that remain within $1-\sigma$ contour of *Planck*+BICEP combined data for larger e-folds. Table IV also indicates that except for benchmark ‘(m)NMP-N-4’, which we have selected for comparison later in this section, a value of $f_a/M_P \sim \mathcal{O}(10-20)$ is required to predict $n_s \sim 0.9647$. Although these values of f_a are slightly greater than the required value of f_a in Table II, these are still smaller than the value required for minimal natural inflation ⁷.

TABLE IV: Benchmark value for NMP-N inflationary model in metric formalism.

Benchmark	f_a/M_P	α	φ_*/M_P	φ_{end}/M_P	n_s	$r \times 10^2$	Λ^4/M_P^4	φ_{min}/M_P	\mathcal{N}_{CMB}
(m)NMP-N-1	11.97	0.5	23.8164	36.1996	0.9647	5.043	4.4407×10^{-9}	37.6049	60
(m)NMP-N-2	18	1	42.4644	55.1417	0.9645	5.6440	1.0048×10^{-8}	56.5487	60
(m)NMP-N-3	6.3	0.48	8.0198	18.408	0.9651	0.9718	6.1337×10^{-10}	19.792	70
(m)NMP-N-4	164.0	100	500.831	513.815	0.9648	4.2071	6.5157×10^{-7}	515.221	65

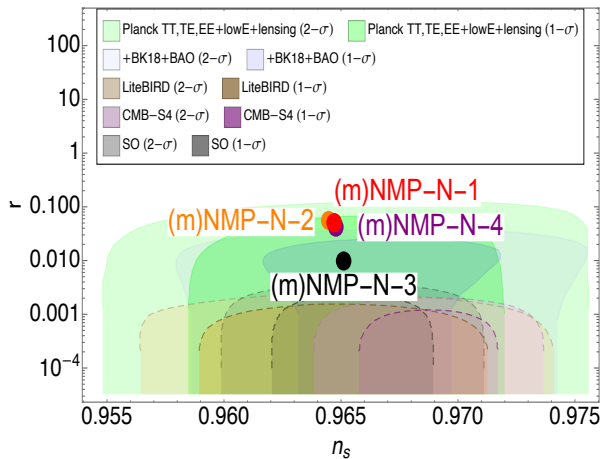


FIG. 4: The colored dots represent the predicted value of (n_s, r) for two benchmark values from Table IV. Alongside, this figure also displays 68% and 95% C.L. (n_s, r) best-fit contour from the *Planck* 2018+BICEP and additional forthcoming CMB observations mentioned above in Fig. 1

⁷ The value of $f_a > M_P$ is associated with the scenario from the point of view of the naturalness of hierarchy of scales may be troublesome but we do not worry about such issues in this analysis. Instead we focus on the dark matter production from post-inflationary dynamics.

A. Reheating and production of DM from inflaton decay

The reheating scenario in this inflationary model is similar to that of NM-N inflation discussed in Sec. III A, although the non-minimal coupling vanishes for NMP-N inflation at the minimum. The locations of the minima φ_{\min}/M_P of the potential of Eq. (52) around which the inflaton oscillates during reheating era for the benchmark values mentioned in Table IV and thus, the mass of the inflaton is given by Eq. (26). Following the similar approach, Γ_φ , T_{rh} , and \mathcal{H}_I can be calculated and are listed in Table V for the benchmark values of Table IV. It can be observed that m_ϕ/M_P is almost of the same order for ‘(m)NMP-N-1’ and ‘(m)NMP-N-2’, and also for ‘(m)NMP-N-3’, ‘(m)NMP-N-4’, and hence, the same conclusion can be drawn for T_{max} as \mathcal{H}_I/M_P is almost equal for all benchmark values. For this reason, $T_{\text{max}}/T_{\text{rh}}$ versus T_{rh} is exhibited only for ‘(m)NMP-N-1’ in Fig. 5. Gray-colored vertical stripe on the left of the plot represents the lower bound on $T_{\text{rh}} \gtrsim 4 \text{ MeV}$. From Fig. 5, we get the maximum value of $T_{\text{max}}/T_{\text{rh}} \sim 5.1378 \times 10^8 \text{ GeV}$ at $T_{\text{rh}} \sim 4 \text{ MeV}$ and $T_{\text{max}}/T_{\text{rh}} \sim 1$ at $T_{\text{rh}} \sim 1.056 \times 10^{15} \text{ GeV}$. Furthermore, lower bound on T_{rh} leads to establishing the minimum permissible value of λ_{12} which are $\lambda_{12}/M_P \gtrsim 4.4662 \times 10^{-23}$ for ‘(m)NMP-N-1’, $\lambda_{12}/M_P \gtrsim 4.4669 \times 10^{-23}$ for ‘(m)NMP-N-2’, $\lambda_{12}/M_P \gtrsim 3.753 \times 10^{-23}$ for ‘(m)NMP-N-3’, and $\lambda_{12}/M_P \gtrsim 4.1994 \times 10^{-23}$ for ‘(m)NMP-N-4’.

TABLE V: $m_\varphi, \Gamma_\varphi, T_{\text{rh}}$, and \mathcal{H}_I for the benchmark values from Table IV.

<i>Benchmark</i>	m_ϕ/M_P (Eq. (26))	$\Gamma_\phi M_P$ (Eq. (24))	$T_{\text{rh}}/\lambda_{12}$ (Eq. (28))	\mathcal{H}_I/M_P (Eq. (29))
(m)NMP-N-1	5.5671×10^{-6}	$7147.08 \lambda_{12}^2$	37.3175	3.1881×10^{-6}
(m)NMP-N-2	5.5689×10^{-6}	$7144.85 \lambda_{12}^2$	37.3117	3.1882×10^{-6}
(m)NMP-N-3	3.9312×10^{-6}	$10121.40 \lambda_{12}^2$	44.4087	2.1915×10^{-6}
(m)NMP-N-4	4.9219×10^{-6}	$8083.95 \lambda_{12}^2$	39.6881	2.8152×10^{-6}

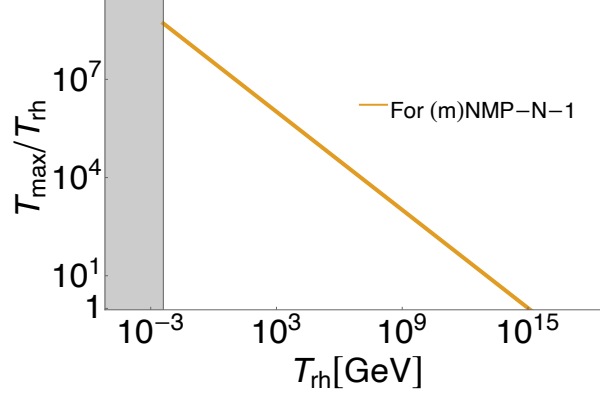


FIG. 5: Variation of T_{\max}/T_{rh} against T_{rh} for benchmark value ‘(m)NMP-N-1’ from Table IV. The gray-colored vertical stripe on the left of the plot of lower bound on T_{rh} which is $T_{\text{rh}} \not\lesssim 4 \text{ MeV}$.

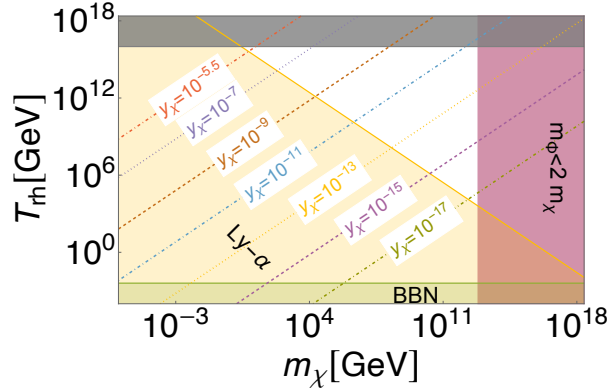


FIG. 6: The white region is allowed on $(T_{\text{rh}}, m_{\chi})$ plane for the benchmark value ‘(m)NMP-N-1’ from Table IV on log-log scale. The dashed or dashed-dotted lines passing through the white region correspond to Eq. (39) for different values of y_{χ} satisfying present-day CDM density. Bounds on this plane are shown as color-shaded regions, and they are coming from: Ly- α bound on the mass of DM (Eq. (40)): peach-colored region, and $m_{\chi} \lesssim m_{\phi}/2$: copper-rose colored vertical stripe on the right. Light green-colored stripe at the bottom depicts that T_{rh} should be $\gtrsim 4 \text{ MeV}$. The horizontal stripe at the top highlighted in gray is for $T_{\text{rh}} \lesssim 10^{16} \text{ GeV}$.

Similar to Fig. 3, the discontinuous and inclined lines visible on $(T_{\text{rh}}, m_{\chi})$ plane in Fig. 6 correspond to χ producing from the decay of inflaton during reheating in NMP-N inflation which can completely account for the total CDM density as stated by Eq. (39). The bounds on this plane are for Ly- α from Eq. (40) (peach-shaded region), from BBN temperature (green-colored horizontal stripe at the bottom), $m_{\chi} \lesssim m_{\phi}/2$ (copper-rose colored vertical

stripe at the right of the plot), and horizontal stripe at the top highlighted in gray for our assumption that the upper limit for T_{rh} is $\sim 10^{16}$ GeV. The upper and lower bound of y_χ are $\lesssim \mathcal{O}(10^{-7})$ and $\gtrsim \mathcal{O}(10^{-17})$ (for $2.67 \text{ GeV} m_\chi \lesssim 6.68 \times 10^{12} \text{ GeV}$) to account for the total CDM yield, produced through decay channel. Since the allowed region on (T_{rh}, m_χ) plane for NMP-N inflation varies for all the chosen benchmark values, similar to the scenario explicitly displayed in Fig. 3 of NM-N inflation, it is expected that ranges of y_χ and m_χ will not be exactly identical for all the benchmark values from Table IV.

B. DM from scattering

Similar to Eq. (41) in NM-N inflationary scenario, we can define $T_{\text{rh,allowable}}$ for NMP-N inflationary scenario such that $T_{\text{max}}/T_{\text{rh,allowable}} \sim 3.16$ as

$$T_{\text{rh,allowed}} = \begin{cases} 1.0559 \times 10^{14} \text{ GeV} & \text{(for '(m)NMP-N-1')}, \\ 1.0571 \times 10^{14} \text{ GeV} & \text{(for '(m)NMP-N-2')}, \\ 8.7639 \times 10^{13} \text{ GeV} & \text{(for '(m)NMP-N-3')}, \\ 9.9331 \times 10^{13} \text{ GeV} & \text{(for '(m)NMP-N-4')}. \end{cases} \quad (55)$$

Now, for $T_{\text{rh}} \lesssim T_{\text{rh,allowable}}$, the condition for $Y_{\text{CDM},0} \sim Y_{IS,0}$ (from Eqs. (35) and (42)) leads to $m_\chi \sim m_\chi^{IS,0}$ such that

$$m_\chi^{IS,0} \sim \begin{cases} 2.8369 \times 10^{10} \text{ GeV} & \text{(for '(m)NMP-N-1')}, \\ 2.8343 \times 10^{10} \text{ GeV} & \text{(for '(m)NMP-N-2')}, \\ 2.7103 \times 10^{10} \text{ GeV} & \text{(for '(m)NMP-N-3')}, \\ 2.7778 \times 10^{10} \text{ GeV} & \text{(for '(m)NMP-N-4')}. \end{cases} \quad (56)$$

Therefore, if $T_{\text{rh}} < T_{\text{rh,allowable}}$, the value of m_χ should exceed the values mention in Eq. (56) in order to make the yield of DM produced through the scattering process of Eq. (42) comparable to $Y_{\text{CDM},0}$ mentioned in Eq. (35). Hence, if $T_{\text{rh}} \lesssim T_{\text{rh,allowed}}$ and $m_\chi \gtrsim m_{\chi,1}$ for NM-N inflation, then χ produced solely through the 2-to-2 scattering of inflaton with graviton as the mediator can yield 100% of the total CDM relic density.

When DM particles are produced from the scattering of SM particles via graviton medi-

ation (Eq. (43) with $m_\chi \ll T_{\text{rh}}$ and $T_{\text{rh}} \sim T_{\text{rh,allowable}}$)

$$Y_{\text{SM}g,0} = \begin{cases} 1.9489 \times 10^{-19} \text{ GeV} & (\text{for ' (m)NMP-N-1' }), \\ 1.9554 \times 10^{-19} \text{ GeV} & (\text{for ' (m)NMP-N-2' }), \\ 1.1144 \times 10^{-19} \text{ GeV} & (\text{for ' (m)NMP-N-3' }), \\ 1.6225 \times 10^{-19} \text{ GeV} & (\text{for ' (m)NMP-N-4' }). \end{cases} \quad (57)$$

And thus to satisfy $Y_{\text{CDM},0}$, it is required

$$m_\chi \sim \begin{cases} 2.2064 \times 10^9 \text{ GeV} & (\text{for ' (m)NMP-N-1' }), \\ 2.1990 \times 10^9 \text{ GeV} & (\text{for ' (m)NMP-N-2' }), \\ 3.8586 \times 10^9 \text{ GeV} & (\text{for ' (m)NMP-N-3' }), \\ 2.6502 \times 10^9 \text{ GeV} & (\text{for ' (m)NMP-N-4' }). \end{cases} \quad (58)$$

However, since $T_{\text{rh,allowable}} \sim \mathcal{O}(10^{14}) \text{ GeV}$ (see Eq. (55)) similar to NM-N inflation, the conclusion remains the same as that of NM-N, for the production of χ via 2-to-2 scattering of SM particles with graviton as mediator with $T_{\text{max}} \gg m_\chi \gg T_{\text{rh}}$ process.

For the last scattering process (2-to-2 scattering of SM particles with inflaton as mediator with $T_{\text{rh}} \ll m_\phi$), for $Y_{\text{SM}i,0} \sim f_\chi Y_{\text{CDM},0}$, and from Eq. (49) with $y_\chi \sim 10^{-5}$ we again get for the four benchmark values

$$m_\chi \sim 3.2689 \times 10^3 \frac{f_\chi}{f_\phi^3} \text{ GeV} \quad (59)$$

If we take $f_\chi = 1$ and $f_\phi \sim 10^{-2}$, we can obtain $m_\chi \sim \mathcal{O}(10^9) \text{ GeV}$ to satisfy the total CDM relic density.

V. DISCUSSION AND CONCLUSION

In this work, we studied single-field natural inflation model with non-minimal coupling between the inflaton and the gravity sector. Two forms of non-minimal coupling - $\xi\varphi^2\mathcal{R}$ and $\alpha\left(1 + \cos\left(\frac{\varphi}{f_a}\right)\right)$ were factored in. For both the inflationary scenarios, considering CMB bounds, we explored the parameter space of y_χ , m_χ , and λ_{12} , for the production of a fermionic DM particle χ during post-inflationary reheating era, as a potential candidate for the CDM of the present universe. Key findings of this investigation are summarized below:

- We found that NMP-N inflationary scenario requires a slightly larger value for f_a/M_P ($f_a/M_P \sim \mathcal{O}(10)$) compared to NM-N inflationary scenario ($f_a/M_P \sim \mathcal{O}(1)$) to satisfy bounds from CMB measurements (see Tables II and IV). However, both models predict values of $r \sim 1.7231 \times 10^{-2}$ for NM-N, and $r \sim 9.7184 \times 10^{-3}$ for NMP-N which fall within $1 - \sigma$ contour of joint analysis of *Planck*2018+BICEP3 (2022)+*Keck Array*2018 but for $\mathcal{N}_{\text{CMB}} > 60$. These values of r can be verified in future by upcoming CMB observations, e.g. SO.
- From Tables III and V, we conclude that the value of m_ϕ varies depending on benchmarks for both inflationary scenarios, being highest ($\sim 4.0987 \times 10^{13}$ GeV) for ‘(m)NM-N-1’ and lowest for ‘(m)NMP-N-3’ ($\sim 9.4349 \times 10^{12}$ GeV), consequently affecting T_{rh} , Ly- α bound and maximum possible value of m_χ . However, unlike NM-N inflationary scenario, the value of \mathcal{H}_I remains nearly the same for various benchmark values (f_a/M_P was varied from 6.3 to 164.0) for NMP-N inflation due to the vanishing of non-minimal coupling near the minimum.
- Variation of $T_{\text{max}}/T_{\text{rh}}$ against T_{rh} for different benchmarks for NM-N and NMP-N inflation are shown in Figs. 2 and 5. $T_{\text{max}}/T_{\text{rh}}$ is the highest ($\sim \mathcal{O}(10^8)$) at $T_{\text{rh}} \sim 4$ MeV, e.g. $T_{\text{max}}/T_{\text{rh}} \sim 5.88 \times 10^8$ for ‘(m)NM-N-1’ and $T_{\text{max}}/T_{\text{rh}} \sim 5.14 \times 10^8$ for ‘(m)NMP-N-1’. Hence, inflationary parameters, including Λ , f_a and r , controls $T_{\text{max}}/T_{\text{rh}}$.
- From Figs. 3 and 6 we conclude that χ produced only through inflaton decay can contributes 100% of the total relic density of CDM of the present universe if the allowed range of y_χ is $10^{-6} \gtrsim y_\chi \gtrsim 10^{-17}$ and of m_χ is $\mathcal{O}(1 \text{ GeV}) \lesssim m_\chi \lesssim m_\phi/2$ for NM-N and NMP-N inflationary scenarios. The exact range of y_χ and m_χ , however, varies depending on our assumed maximum value of T_{rh} and benchmark values (for example, see Fig. 3), and thus for different values of inflationary parameters and also for different inflationary scenarios.
- If we assume that χ is produced only via scattering of non-relativistic inflaton with graviton as the mediator or via scattering of SM particles with graviton as a mediator with $m_\chi \ll T_{\text{rh}}$, then the DM produced through those scattering channels separately for all chosen benchmark values and inflationary scenarios can make 100% of the total CDM yield of the present universe, provided $m_\chi \gtrsim \mathcal{O}(10^{10})$ GeV (see Eqs. (45))

and (56)) and $m_\chi \gtrsim \mathcal{O}(10^9)$ GeV (see Eqs. (47) and (58)), respectively. However, the exact value of m_χ varies depending on the benchmark as well as the inflationary scenario being considered. However, scattering channel of SM particles with graviton as mediator with $T_{max} \gg m_\chi \gg T_{rh}$ seems less effective to produce the total CDM relic density. Furthermore, for scattering of SM particles with inflaton as mediator $m_\chi \sim \mathcal{O}(10^9)$ GeV (Eqs. (50) and (59)), for example, is required for $T_{rh} \sim 10^{-3}m_\phi$ and $y_\chi \sim 10^{-5}$ to contribute completely to the total CDM density.

In this paper, just by extending the standard model with two degrees of freedom: an axion-like particle (inflaton), and a fermionic DM, we demonstrated how to obtain the tiny temperature fluctuations as seen in the CMB as well as address the DM puzzle of the universe in terms of its possible particle origin. We showed how future measurements of the CMB from experiments like CMB-S4, LiteBIRD, and SO [68, 84, 85] and other such experiments [86–94] will further be able to verify the simple models we have presented if BB-modes are detected and the scale of inflation is measured. The presence of interaction with inflaton and DM species may lead to non-Gaussianities and may serve as very interesting probes of these models and complementary signatures of non-thermal production of DM. But such a study is beyond the scope of the present draft and will be taken up in future publications.

Acknowledgement

The authors appreciate the insightful exchanges with Qaisar Shafi. Work of S.P. is funded by RSF Grant 19-42-02004. The work of M.K. was performed with the financial support provided by the Russian Ministry of Science and Higher Education, project “Fundamental and applied research of cosmic rays”, No. FSWU-2023-0068. Z.L. has been supported by the Polish National Science Center grant 2017/27/B/ ST2/02531.

-
- [1] A. A. Starobinsky, *Phys. Lett. B* **91**, 99 (1980).
 - [2] A. H. Guth, *Phys. Rev. D* **23**, 347 (1981).
 - [3] A. D. Linde, *Phys. Lett. B* **108**, 389 (1982).
 - [4] A. Albrecht and P. J. Steinhardt, *Phys. Rev. Lett.* **48**, 1220 (1982).

- [5] Y. Akrami *et al.* (Planck), *Astron. Astrophys.* **641**, A10 (2020), [arXiv:1807.06211 \[astro-ph.CO\]](#) .
- [6] P. A. R. Ade *et al.* (BICEP2, Keck Array), *Phys. Rev. Lett.* **121**, 221301 (2018), [arXiv:1810.05216 \[astro-ph.CO\]](#) .
- [7] S. Folkerts, C. Germani, and J. Redondo, *Phys. Lett. B* **728**, 532 (2014), [arXiv:1304.7270 \[hep-ph\]](#) .
- [8] J. Martin, C. Ringeval, and V. Vennin, *Phys. Dark Univ.* **5-6**, 75 (2014), [arXiv:1303.3787 \[astro-ph.CO\]](#) .
- [9] M. P. Hertzberg, *JHEP* **11**, 023 (2010), [arXiv:1002.2995 \[hep-ph\]](#) .
- [10] G. Bertone, D. Hooper, and J. Silk, *Phys. Rept.* **405**, 279 (2005), [arXiv:hep-ph/0404175](#) .
- [11] N. Bernal, A. Chatterjee, and A. Paul, *JCAP* **12**, 020 (2018), [arXiv:1809.02338 \[hep-ph\]](#) .
- [12] J. McDonald, *Phys. Rev. Lett.* **88**, 091304 (2002), [arXiv:hep-ph/0106249](#) .
- [13] K.-Y. Choi and L. Roszkowski, *AIP Conf. Proc.* **805**, 30 (2005), [arXiv:hep-ph/0511003](#) .
- [14] A. Kusenko, *Phys. Rev. Lett.* **97**, 241301 (2006), [arXiv:hep-ph/0609081](#) .
- [15] K. Petraki and A. Kusenko, *Phys. Rev. D* **77**, 065014 (2008), [arXiv:0711.4646 \[hep-ph\]](#) .
- [16] L. J. Hall, K. Jedamzik, J. March-Russell, and S. M. West, *JHEP* **03**, 080 (2010), [arXiv:0911.1120 \[hep-ph\]](#) .
- [17] N. Bernal, M. Heikinheimo, T. Tenkanen, K. Tuominen, and V. Vaskonen, *Int. J. Mod. Phys. A* **32**, 1730023 (2017), [arXiv:1706.07442 \[hep-ph\]](#) .
- [18] H. Baer, K.-Y. Choi, J. E. Kim, and L. Roszkowski, *Phys. Rept.* **555**, 1 (2015), [arXiv:1407.0017 \[hep-ph\]](#) .
- [19] M. Garny, M. Sandora, and M. S. Sloth, *Phys. Rev. Lett.* **116**, 101302 (2016), [arXiv:1511.03278 \[hep-ph\]](#) .
- [20] Y. Tang and Y.-L. Wu, *Phys. Lett. B* **758**, 402 (2016), [arXiv:1604.04701 \[hep-ph\]](#) .
- [21] Y. Tang and Y.-L. Wu, *Phys. Lett. B* **774**, 676 (2017), [arXiv:1708.05138 \[hep-ph\]](#) .
- [22] M. Garny, A. Palessandro, M. Sandora, and M. S. Sloth, *JCAP* **02**, 027 (2018), [arXiv:1709.09688 \[hep-ph\]](#) .
- [23] N. Bernal, M. Dutra, Y. Mambrini, K. Olive, M. Peloso, and M. Pierre, *Phys. Rev. D* **97**, 115020 (2018), [arXiv:1803.01866 \[hep-ph\]](#) .
- [24] B. Barman, A. Ghoshal, B. Grzadkowski, and A. Socha, (2023), [arXiv:2305.00027 \[hep-ph\]](#) .
- [25] B. Barman, P. S. Bhupal Dev, and A. Ghoshal, (2022), [arXiv:2210.07739 \[hep-ph\]](#) .

- [26] B. Barman and A. Ghoshal, *JCAP* **10**, 082 (2022), [arXiv:2203.13269 \[hep-ph\]](#) .
- [27] B. Barman, P. Ghosh, A. Ghoshal, and L. Mukherjee, *JCAP* **08**, 049 (2022), [arXiv:2112.12798 \[hep-ph\]](#) .
- [28] B. Barman and A. Ghoshal, *JCAP* **03**, 003 (2022), [arXiv:2109.03259 \[hep-ph\]](#) .
- [29] D. K. Ghosh, A. Ghoshal, and S. Jeusun, (2023), [arXiv:2305.09188 \[hep-ph\]](#) .
- [30] A. Ghoshal, L. Heurtier, and A. Paul, *JHEP* **12**, 105 (2022), [arXiv:2208.01670 \[hep-ph\]](#) .
- [31] M. Berbig and A. Ghoshal, *JHEP* **05**, 172 (2023), [arXiv:2301.05672 \[hep-ph\]](#) .
- [32] A. Paul, A. Ghoshal, A. Chatterjee, and S. Pal, *Eur. Phys. J. C* **79**, 818 (2019), [arXiv:1808.09706 \[astro-ph.CO\]](#) .
- [33] A. Ghoshal and P. Saha, (2022), [arXiv:2203.14424 \[hep-ph\]](#) .
- [34] A. Ghoshal, M. Y. Khlopov, Z. Lalak, and S. Porey, draft in preparation [2306.XXXXX](#) .
- [35] K. Nozari and S. D. Sadatian, *Mod. Phys. Lett. A* **23**, 2933 (2008), [arXiv:0710.0058 \[astro-ph\]](#) .
- [36] D. Y. Cheong, S. M. Lee, and S. C. Park, *JCAP* **02**, 029 (2022), [arXiv:2111.00825 \[hep-ph\]](#) .
- [37] T. Kodama and T. Takahashi, *Phys. Rev. D* **105**, 063542 (2022), [arXiv:2112.05283 \[astro-ph.CO\]](#) .
- [38] M. Shaposhnikov, A. Shkerin, and S. Zell, *JCAP* **07**, 064 (2020), [arXiv:2002.07105 \[hep-ph\]](#) .
- [39] S. Oda, N. Okada, D. Raut, and D.-s. Takahashi, *Phys. Rev. D* **97**, 055001 (2018), [arXiv:1711.09850 \[hep-ph\]](#) .
- [40] L. Järv, K. Kannike, L. Marzola, A. Racioppi, M. Raidal, M. Rünkla, M. Saal, and H. Veermäe, *Phys. Rev. Lett.* **118**, 151302 (2017), [arXiv:1612.06863 \[hep-ph\]](#) .
- [41] D. H. Lyth, in *Summer School in High-energy Physics and Cosmology (Includes Workshop on Strings, Gravitation and Cosmology)* (1993) pp. 0069–136, [arXiv:astro-ph/9312022](#) .
- [42] D. Baumann, *Cosmology* (Cambridge University Press, 2022).
- [43] C. Bambi and A. D. Dolgov, *Introduction to Particle Cosmology*, UNITEXT for Physics (Springer, 2015).
- [44] N. Aghanim et al. (Planck), *Astron. Astrophys.* **641**, A6 (2020), [Erratum: *Astron. Astrophys.* 652, C4 (2021)], [arXiv:1807.06209 \[astro-ph.CO\]](#) .
- [45] R. L. Workman et al. (Particle Data Group), *PTEP* **2022**, 083C01 (2022).
- [46] P. A. R. Ade et al. (BICEP/Keck), in *56th Rencontres de Moriond on Cosmology* (2022) [arXiv:2203.16556 \[astro-ph.CO\]](#) .

- [47] P. A. R. Ade *et al.* (BICEP, Keck), *Phys. Rev. Lett.* **127**, 151301 (2021), [arXiv:2110.00483 \[astro-ph.CO\]](#) .
- [48] P. Campeti and E. Komatsu, *Astrophys. J.* **941**, 110 (2022), [arXiv:2205.05617 \[astro-ph.CO\]](#) .
- [49] N. Bernal and Y. Xu, *Eur. Phys. J. C* **81**, 877 (2021), [arXiv:2106.03950 \[hep-ph\]](#) .
- [50] A. Ghoshal, G. Lambiase, S. Pal, A. Paul, and S. Porey, *JHEP* **09**, 231 (2022), [arXiv:2206.10648 \[hep-ph\]](#) .
- [51] A. Ghoshal, G. Lambiase, S. Pal, A. Paul, and S. Porey, *Symmetry* **15**, 543 (2023).
- [52] A. Ghoshal, G. Lambiase, S. Pal, A. Paul, and S. Porey, in *25th Workshop on What Comes Beyond the Standard Models?* (2022) [arXiv:2211.15061 \[astro-ph.CO\]](#) .
- [53] A. Ghoshal, Z. Lalak, and S. Porey, (2023), [arXiv:2302.03268 \[hep-ph\]](#) .
- [54] R. D. Peccei, *Lect. Notes Phys.* **741**, 3 (2008), [arXiv:hep-ph/0607268](#) .
- [55] A. Hook, PoS **TASI2018**, 004 (2019), [arXiv:1812.02669 \[hep-ph\]](#) .
- [56] J. E. Kim and G. Carosi, *Rev. Mod. Phys.* **82**, 557 (2010), [Erratum: *Rev.Mod.Phys.* 91, 049902 (2019)], [arXiv:0807.3125 \[hep-ph\]](#) .
- [57] J. E. Kim, H. P. Nilles, and M. Peloso, *JCAP* **01**, 005 (2005), [arXiv:hep-ph/0409138](#) .
- [58] K. Freese, J. A. Frieman, and A. V. Olinto, *Phys. Rev. Lett.* **65**, 3233 (1990).
- [59] C. Savage, K. Freese, and W. H. Kinney, *Phys. Rev. D* **74**, 123511 (2006), [arXiv:hep-ph/0609144](#) .
- [60] W. Cheng, L. Bian, and Y.-F. Zhou, *Phys. Rev. D* **104**, 063010 (2021), [arXiv:2104.06602 \[hep-ph\]](#) .
- [61] R. Daido, F. Takahashi, and W. Yin, *JCAP* **05**, 044 (2017), [arXiv:1702.03284 \[hep-ph\]](#) .
- [62] Y. Reyimuaji and X. Zhang, *JCAP* **03**, 059 (2021), [arXiv:2012.14248 \[astro-ph.CO\]](#) .
- [63] N. D. Birrell and P. C. W. Davies, *Quantum Fields in Curved Space*, Cambridge Monographs on Mathematical Physics (Cambridge Univ. Press, Cambridge, UK, 1984).
- [64] V. Faraoni, *Phys. Rev. D* **53**, 6813 (1996), [arXiv:astro-ph/9602111](#) .
- [65] O. Hrycyna, *Phys. Lett. B* **768**, 218 (2017), [arXiv:1511.08736 \[astro-ph.CO\]](#) .
- [66] M. Hazumi *et al.* (LiteBIRD), *Proc. SPIE Int. Soc. Opt. Eng.* **11443**, 114432F (2020), [arXiv:2101.12449 \[astro-ph.IM\]](#) .
- [67] K. N. Abazajian *et al.* (CMB-S4), (2016), [arXiv:1610.02743 \[astro-ph.CO\]](#) .

- [68] P. Ade et al. (Simons Observatory), *JCAP* **02**, 056 (2019), [arXiv:1808.07445 \[astro-ph.CO\]](#) .
- [69] K. Enqvist, in 2010 European School of High Energy Physics (2012) [arXiv:1201.6164 \[gr-qc\]](#) .
- [70] M. A. G. Garcia, K. Kaneta, Y. Mambrini, and K. A. Olive, *Phys. Rev. D* **101**, 123507 (2020), [arXiv:2004.08404 \[hep-ph\]](#) .
- [71] Y. Watanabe and E. Komatsu, *Phys. Rev. D* **75**, 061301 (2007), [arXiv:gr-qc/0612120](#) .
- [72] K. Kannike, A. Racioppi, and M. Raidal, *Nucl. Phys. B* **918**, 162 (2017), [arXiv:1605.09378 \[hep-ph\]](#) .
- [73] E. Babichev, D. Gorbunov, S. Ramazanov, and L. Reverberi, *JCAP* **09**, 059 (2020), [arXiv:2006.02225 \[hep-ph\]](#) .
- [74] J. A. R. Cembranos, L. J. Garay, and J. M. Sánchez Velázquez, *JHEP* **06**, 084 (2020), [arXiv:1910.13937 \[hep-ph\]](#) .
- [75] E. W. Kolb, A. Notari, and A. Riotto, *Phys. Rev. D* **68**, 123505 (2003), [arXiv:hep-ph/0307241](#) .
- [76] G. F. Giudice, E. W. Kolb, and A. Riotto, *Phys. Rev. D* **64**, 023508 (2001), [arXiv:hep-ph/0005123](#) .
- [77] D. J. H. Chung, E. W. Kolb, and A. Riotto, *Phys. Rev. D* **60**, 063504 (1999), [arXiv:hep-ph/9809453](#) .
- [78] M. Drewes, J. U. Kang, and U. R. Mun, *JHEP* **11**, 072 (2017), [arXiv:1708.01197 \[astro-ph.CO\]](#) .
- [79] M. Drewes, *JCAP* **09**, 069 (2022), [arXiv:1903.09599 \[astro-ph.CO\]](#) .
- [80] T. Hasegawa, N. Hiroshima, K. Kohri, R. S. L. Hansen, T. Tram, and S. Hannestad, *JCAP* **12**, 012 (2019), [arXiv:1908.10189 \[hep-ph\]](#) .
- [81] M. Kawasaki, K. Kohri, and N. Sugiyama, *Phys. Rev. Lett.* **82**, 4168 (1999), [arXiv:astro-ph/9811437](#) .
- [82] M. Kawasaki, K. Kohri, and N. Sugiyama, *Phys. Rev. D* **62**, 023506 (2000), [arXiv:astro-ph/0002127](#) .
- [83] R. Z. Ferreira, A. Notari, and G. Simeon, *JCAP* **11**, 021 (2018), [arXiv:1806.05511 \[astro-ph.CO\]](#) .
- [84] K. Abazajian et al. (CMB-S4), *Astrophys. J.* **926**, 54 (2022), [arXiv:2008.12619 \[astro-ph.CO\]](#) .
- [85] E. Allys et al. (LiteBIRD), *PTEP* **2023**, 042F01 (2023), [arXiv:2202.02773 \[astro-ph.IM\]](#) .

- [86] M. Hazumi et al., *J. Low Temp. Phys.* **194**, 443 (2019).
- [87] D. Adak, A. Sen, S. Basak, J. Delabrouille, T. Ghosh, A. Rotti, G. Martínez-Solaesche, and T. Souradeep, *Mon. Not. Roy. Astron. Soc.* **514**, 3002 (2022), arXiv:2110.12362 [astro-ph.CO]
- .
- [88] J. T. Sayre et al. (SPT), *Phys. Rev. D* **101**, 122003 (2020), arXiv:1910.05748 [astro-ph.CO] .
- [89] A. Suzuki et al. (POLARBEAR), *J. Low Temp. Phys.* **184**, 805 (2016), arXiv:1512.07299 [astro-ph.IM] .
- [90] S. Aiola et al. (ACT), *JCAP* **12**, 047 (2020), arXiv:2007.07288 [astro-ph.CO] .
- [91] K. Harrington et al., *Proc. SPIE Int. Soc. Opt. Eng.* **9914**, 99141K (2016), arXiv:1608.08234 [astro-ph.IM] .
- [92] G. Addamo et al. (LSPE), *JCAP* **08**, 008 (2021), arXiv:2008.11049 [astro-ph.IM] .
- [93] A. Mennella et al., *Universe* **5**, 42 (2019).
- [94] P. A. R. Ade et al. (SPIDER), *Astrophys. J.* **927**, 174 (2022), arXiv:2103.13334 [astro-ph.CO]
- .