

# Towards Automatic Identification of Violation Symptoms of Architecture Erosion

Ruiyin Li , Peng Liang , and Paris Avgeriou 

**Abstract**—Architecture erosion has a detrimental effect on maintenance and evolution, as the implementation drifts away from the intended architecture. To prevent this, development teams need to understand early enough the symptoms of erosion, and particularly violations of the intended architecture. One way to achieve this, is through the automatic identification of architecture violations from textual artifacts, and particularly code reviews. In this paper, we developed 15 machine learning-based and 4 deep learning-based classifiers with three pre-trained word embeddings to identify violation symptoms of architecture erosion from developer discussions in code reviews. Specifically, we looked at code review comments from four large open-source projects from the OpenStack (Nova and Neutron) and Qt (Qt Base and Qt Creator) communities. We then conducted a survey to acquire feedback from the involved participants who discussed architecture violations in code reviews, to validate the usefulness of our trained classifiers. The results show that the SVM classifier based on *word2vec* pre-trained word embedding performs the best with an F1-score of 0.779. In most cases, classifiers with the *fastText* pre-trained word embedding model can achieve relatively good performance. Furthermore, 200-dimensional pre-trained word embedding models outperform classifiers that use 100 and 300-dimensional models. In addition, an ensemble classifier based on the majority voting strategy can further enhance the classifier and outperforms the individual classifiers. Finally, an online survey of the involved developers reveals that the violation symptoms identified by our approaches have practical value and can provide early warnings for impending architecture erosion.

**Index Terms**—Architecture Violation, Architecture Erosion Symptom, Natural Language Processing, Machine Learning, Deep Learning

## 1 INTRODUCTION

SOFTWARE architecture is regarded as critical in developing large and complex systems, as it reflects the system structure and behavior and acts as a bridge between business goals and the implemented system [1]. However, the phenomenon of *architecture erosion* has become one of the major challenges of architecting, impeding software maintenance and undermining software sustainability [2], [3], [4]. Architecture erosion refers to the increasing and accumulating divergences between implemented and intended architecture [2], [5]. It is often described by various terms in the literature [2] and practice [6], such as architectural decay, degradation, and deterioration.

As evidenced in previous studies [2], [7], [8], [9], [10], various symptoms or signs can be observed when architecture erosion occurs during a software system's life cycle. Our recent systematic mapping study [2] reported four categories of such architecture erosion symptoms: *structural symptoms* (e.g., cyclic dependencies), *violation symptoms* (e.g., layering violation), *quality symptoms* (e.g., high defect rate), and *evolution symptoms* (e.g., extensive ripple effects of changes).

In this study, we specifically concentrate on violation symptoms, as those are the most immediate symptoms of ar-

chitecture erosion and they require the most attention from practitioners [7], [11]. This symptom type stems from the definition of architecture erosion [2], as a violation causes the implemented architecture to diverge from the intended one. Architecturally-relevant violations in software systems include violations of design principles, architecture patterns, decisions, and requirements [2]. The accumulation of violation symptoms can render the architecture completely untenable [12]. For brevity, we refer to *violation symptoms of architecture erosion* as *violation symptoms* throughout the remainder of this paper.

While a few temporary violation symptoms might be innocuous and might not result in software errors, the accumulation of architecture violations can affect architecture erosion [5], [12], [13]; consequently, erosion negatively affects quality attributes, including maintainability and performance [6], [13]. Thus, it is essential to identify and monitor violation symptoms to facilitate the maintenance of the system architecture and further reveal inconsistencies between the implemented and the intended architecture. This is the first step towards, eventually, repairing or mitigating architecture erosion [2], [12].

Violation symptoms can be identified through source code analysis, but that has certain limitations (see Section 7). Alternatively, violations symptoms can be manually identified by analyzing textual artifacts that contain information related to system architecture and design, such as code comments, code reviews, and issue trackers [7]. In this context, recent work [7], [11] has introduced a taxonomy on violation symptoms, that can be used as a checklist to detect such symptoms during code reviews. However, it could be tedious, time-consuming, and potentially error-prone

- Ruiyin Li and Peng Liang are with the School of Computer Science, Wuhan University, 430072 Wuhan, China.  
E-mail: ryli\_cs@whu.edu.cn, liangp@whu.edu.cn
- Ruiyin Li and Paris Avgeriou is with the Department of Computing Science, University of Groningen, Nijenborgh 9, 9747 AG Groningen, The Netherlands.  
E-mail: p.avgeriou@rug.nl

Manuscript received; revised.

to manually identify potential architecture violations [11]. Automated techniques could address this problem, but to the best of our knowledge, no prior study has investigated the automatic identification of violation symptoms in textual artifacts, such as code review comments. To this end, we aim at developing and employing Machine Learning (ML) and Deep Learning (DL) classifiers to automatically identify violation symptoms from code review comments.

In this work, we developed 15 classifiers based on Machine Learning (ML) and 4 classifiers based on Deep Learning (DL), to identify violation symptoms from developer discussions in code reviews of four large open-source software projects from the OpenStack and Qt communities. Our results show that the SVM classifier based on *word2vec* performed the best with a Precision of 0.789, a Recall of 0.828, an F1-score of 0.808, and an Accuracy of 0.803. We also found out that the *fastText* pre-trained word embedding can achieve relatively good results and help to improve the classifiers' performance. Furthermore, 200-dimensional pre-trained word embedding models outperform classifiers that use 100 and 300-dimensional models. Finally, an ensemble classifier based on the majority voting strategy can further enhance the classifier and outperform the individual classifiers.

We then conducted an online survey to validate the effectiveness of automatic identification of violation symptoms in practice. We received responses from 21 participants who were involved in the discussion of the collected review comments concerning architecture violations. The survey results show that the practitioners' perception of the classifiers' results confirms the promising applications of automatic identification of violation symptoms in practice. Especially, such classifiers can enable and inspire the participants to find, prioritize, and handle architecturally-related violation issues.

The **main contributions** of this work are the following:

- This is the first work to explore the application of ML and DL-based classifiers regarding the automatic identification of violation symptoms in code review comments.
- We compared the performance of several trained classifiers using popular ML and DL-based algorithms, as well as the impact of three pre-trained word embeddings on classification performance.
- We gained insights from participants regarding the usefulness of ML and DL-based classifiers in identifying architecture violations during code review.

The remainder of the paper is organized as follows. Section 2 introduces background information. Section 3 describes the research questions, study design, and experimental setup. The answers to the research questions are presented in Section 4. We discuss the implications of the study results in Section 5 and the threats to validity in Section 6. Section 7 reviews related work, and Section 8 concludes this work with future directions.

## 2 BACKGROUND

In this section, we introduce a) the background of architecture erosion and its symptoms; b) architecture conformance

checking, which is the most commonly used approach to detect architecture violations; and c) the code review process in Gerrit, as this is used in our dataset.

### 2.1 Architecture Erosion and Related Symptoms

In the past decades, a wide variety of studies are concerned with the architecture erosion phenomenon, which has been extensively discussed and described with various terms [2], [6], such as architecture decay [14], [15], degradation [16], [17], degeneration [18].

Architecture erosion manifests in various symptoms during development and maintenance. A symptom is a partial sign or indicator of the emergence of architecture erosion [2], [3], [7]. According to a recent mapping study [2], erosion symptoms can be classified into four categories (i.e., structural symptoms, violation symptoms, quality symptoms, and evolution symptoms).

Previous studies investigated different symptoms of architecture erosion. Mair *et al.* [19] proposed a formalization method regarding the process of repairing eroded architecture by finding violation symptoms and recommending optimal repair sequences. Le *et al.* [3], [15] regarded architectural smells as structural symptoms and they provided metrics to detect instances of architecture erosion by analyzing the detected smells. Martin [20] deemed that the evolution symptoms of architecture erosion include rigidity (a tendency to resist changes), fragility (a tendency to break frequently when modifications occur), immobility (inability to be reused), and viscosity (reduced effectiveness and efficiency due to design or environment issues). As mentioned in the Introduction section, we focus on the most direct erosion symptoms of architecture erosion (i.e., violation symptoms); a detailed comparison of our work and related work is given in Section 7.

### 2.2 Architecture Conformance Checking

Architecture Conformance Checking (ACC) techniques are the most commonly-used approaches to detect architecture violations [2]. They either perform static or dynamic analysis, by comparing the structure of the intended architecture (provided by the architects) with the extracted architecture information from source code. For example, Miranda *et al.* [21] presented an ACC approach based on static code analysis techniques with a supporting tool ArchRuby. Their tool provides means to control the erosion process by reporting and visualizing architectural violations in two high-level architectural models, namely reflexion models and Dependency Structure Matrices (DSMs).

In addition, rule-based conformance checking approaches are also employed to identify architecture violations. For example, previous studies identified architecture violations by checking explicitly defined architectural rules [13], [22], [23]. Moreover, it is viable to check architecture conformance and identify architecture violations by defining and describing the systems through Architecture Description Languages (ADLs) [23], [24], or Domain-Specific Languages (DSLs) [25], [26].

Despite their potential, the previously mentioned approaches for identifying architecture violations have clear limitations. For instance, much effort is required to address

the challenges of understanding the architecture design (e.g., concepts and relations), defining architectural rules (or description languages) in advance, and establishing a mapping between architectural elements and source code [2], [11]. Additionally, other limitations, such as lack of generalizability, lack of visualization of architectural views, and insufficient tooling support, have impeded the wide adoption of these approaches in practice [2].

During software development, textual artifacts (e.g., code review comments) contain rich and valuable information regarding architectural design and changes apart from source code. Mining architectural violations from textual artifacts can significantly facilitate code comprehension for software engineers [11]. In contrast to the previously mentioned approaches, our study focuses specifically on mining violation symptoms from textual artifacts.

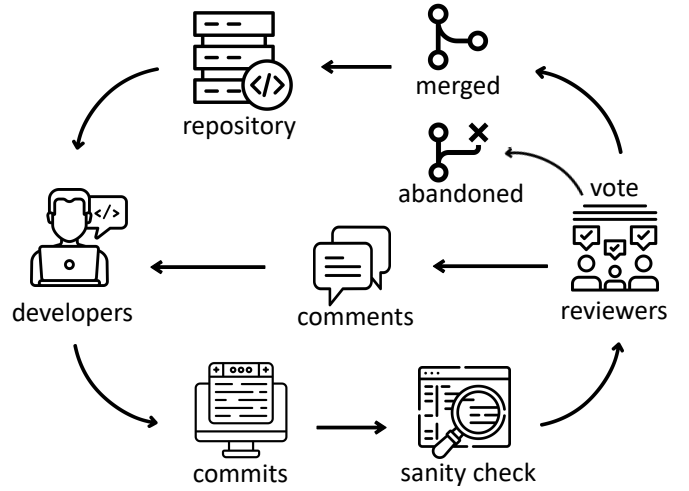


Fig. 1. Code review process in Gerrit

### 2.3 Code Review in Gerrit

Code review is a crucial software development activity that involves the systematic examination of assigned code to identify defects and improve software quality [27]. A methodical code review process not only enhances the quality of software systems, but also facilitates the sharing of development knowledge and prevents the release of unstable and defective products. Over time, code review practices have become increasingly important, have been widely adopted in modern software development, and have received extensive tool support. In fact, tool-based code review has become the norm in both industry and open-source communities, with a variety of available code review tools, such as Me's Phabricator<sup>1</sup>, VMware's Review-Board<sup>2</sup>, and Gerrit<sup>3</sup>.

The four open-source software (OSS) projects selected in this work use Gerrit as the code review tool. Figure 1 illustrates the code review process in Gerrit. Once a developer commits new code changes (e.g., software patches) and their descriptions to Gerrit, the system creates a page to record all changes and relevant descriptions (e.g., commit messages). Then, the system conducts a sanity check to verify whether the patch is compliant and to ensure that the code does not contain obvious compilation errors. After the submitted patch passes the sanity check, code reviewers manually examine the patch and provide comments to correct any potential errors, followed by giving a voting score. The comments are subsequently used by the developers to improve the patch and submit it for another review. Finally, the submitted patch is merged into the code repository after passing integration tests, which confirms that there are no issues or conflicts. Alternatively, the patch can be abandoned if the voting is negative.

In contrast to pull requests that may not provide specific advice for development practices [28], code review comments provide a finer granularity for investigating architectural changes and violations.

## 3 STUDY DESIGN

This section describes the research questions that motivated this research, followed by a detailed explanation of the data collection and the ML and DL models to automatically identify architecture violations from textual artifacts. Finally, we provide details of the validation survey conducted to assess the effectiveness of automatic identification of violation symptoms in practice.

Figure 2 provides an overview of the whole process. As illustrated in this figure (see the top box, **Dataset Creation**), we collected data and established a dataset on architecture violations in our previous work [11]. During **Phase 1**, we explored the possibility of using this dataset to train ML/DL-based classifiers to automatically identify violation symptoms in code review comments. During **Phase 2**, we sent the survey questionnaire to 200 involved participants and received 21 responses that were used to validate the usefulness of automatic identification of violation symptoms in practice.

### 3.1 Research Questions

In this work, we aim at proposing and evaluating an approach to automatically identify violation symptoms of architecture erosion. We formulated the goal of this study by following the Goal-Question-Metric method [29]: **analyze code review comments for the purpose of automatically identifying violation symptoms of architecture erosion with respect to the performance on architecture erosion identification from the point of view of developers in the context of open source software development**. To achieve our goal, we formulate three Research Questions (RQs):

1. <https://www.phacility.com/>

2. <https://www.reviewboard.org/>

3. <https://www.gerritcodereview.com/>

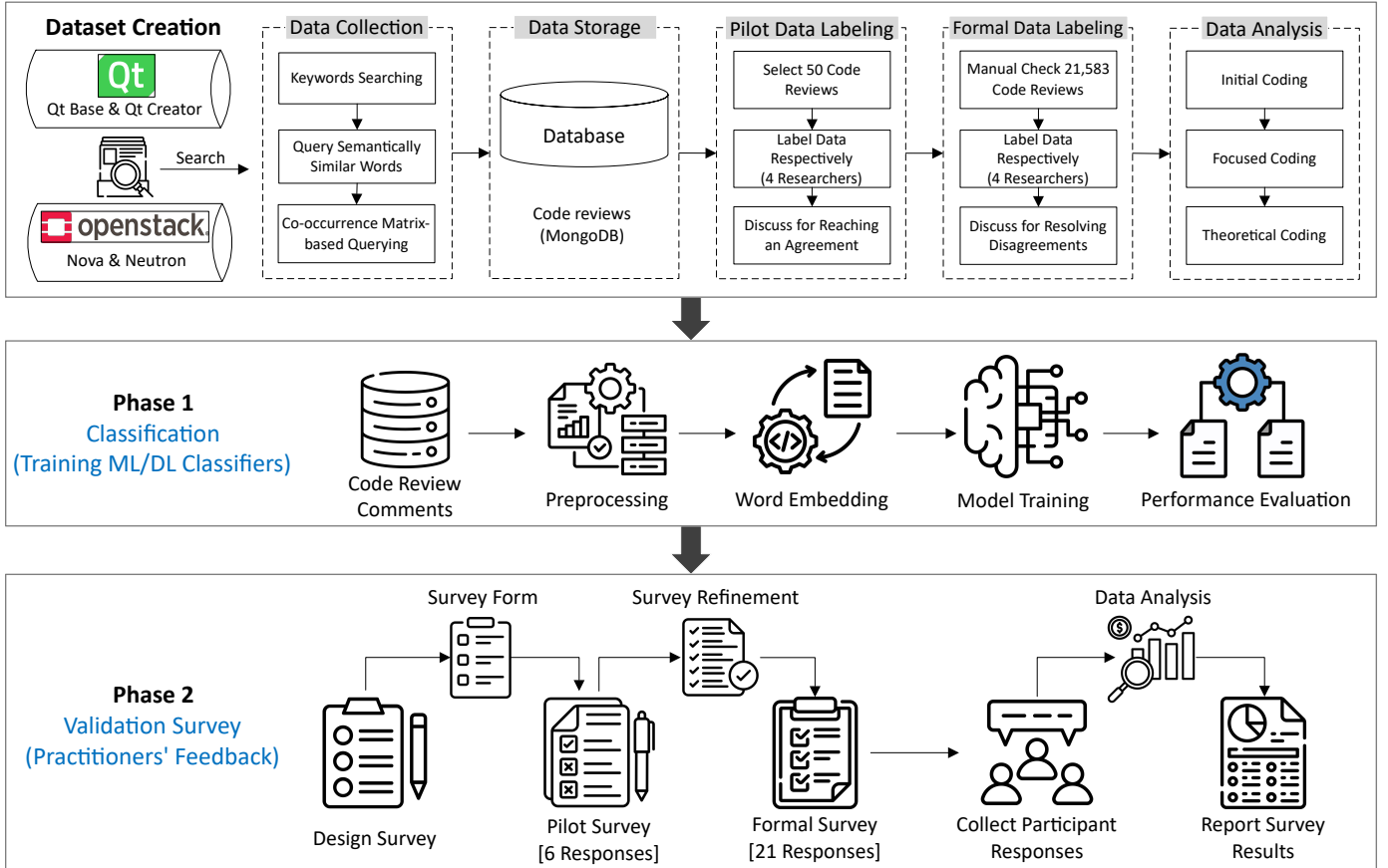


Fig. 2. An overview of the research process

**RQ1: What is the performance of the classifiers in identifying violation symptoms from code review comments?**

- **RQ1.1: Which classifier performs best in identifying the violation symptoms?**
- **RQ1.2: Which word embedding models can help to improve the performance of classifiers?**
- **RQ1.3: To what extent, does the dimensionality of word embedding models impact the performance of classifiers?**

**Rationale:** This RQ focuses on training feasible classifiers to automatically identify violation symptoms from textual artifacts. As mentioned in Section 1, the percentage of violation symptoms (belonging to architecture-level issues) is relatively lower than code-level issues. We thus expect that the description of violation symptoms is scattered in textual artifacts during development. RQ1.1 focuses on finding out the classifier with the best performance to distinguish violation symptoms from natural language by comparing several popular ML and DL algorithms. RQ1.2 aims at employing several well-known word embedding models to generate word vectors as features of labeled data, in order to choose the word embedding models that can help to improve the accuracy of classifiers. The word embedding models are a common ground for both ML and DL-based classifiers

in our study. Finally, with RQ1.3, we seek to compare the differences in dimension size among different word embedding models, as it is one of the most important hyperparameters affecting the model performance [30]. Specifically, RQ1.3 endeavors to shed light on the extent to which the selection of dimensionality impacts the performance of the classifiers in automatically identifying violation symptoms.

**RQ2: To what extent, a voting strategy can help to improve the performance of identifying violation symptoms from code review comments?**

**Rationale:** After training individual classifiers based on ML and DL algorithms, we want to know whether, and to what extent, an ensemble classifier composed of trained classifiers can help to improve the performance of identifying violation symptoms from code review comments. To answer this RQ, we compared the performance of individual classifiers with that of a combined classifier. More specifically, we employed a voting strategy to integrate the prediction values of each classifier and generated results after voting among individual classifiers. Answering this RQ can help to explore the possibility of further improving the performance of automatic identification of violation symptoms.

**RQ3: Do practitioners find automatic identification of violation symptoms useful in practice?**

**Rationale:** If the results generated by the classifiers based on ML and DL algorithms are acceptable regarding the effectiveness of identified violation symptoms, automatically identifying violation symptoms from textual artifacts would be helpful in practice. Such automated techniques could facilitate tasks such as locating architecture violations and inspiring further investigation and remediation of similar architectural issues. Through this RQ, we aim to conduct a survey to investigate how practitioners (both developers and reviewers) assess the effectiveness and practicability of the trained classifiers.

### 3.2 Data Collection

We relied on the dataset that we mined and identified in our previous study [11]. As shown in Figure 2 (see **Dataset Creation**), we followed a series of steps including data collection, data storage, (pilot and formal) data labeling, and data analysis to establish a specific dataset on architecture violations mined from code review comments. More specifically, we mined code review comments of four OSS projects in the OpenStack (i.e., Nova and Neutron) and Qt (i.e., Qt Base and Qt Creator) communities between 2014 and 2020. We mined the data through the REST API<sup>4</sup> supported by Gerrit. Finally, through a series of tasks (e.g., keywords search, manual identification, and labeling of review comments related to architecture violations), we manually identified and labeled 606 code review comments related to architecture violations. Subsequently, all the collected code review comments regarding architecture violations from the four projects were combined into an integrated dataset used in this work. The dataset has been made available in a replication package [31], while an elaborate description of this process is given in our previous work [11].

### 3.3 Phase 1 - Automatic Classification of Violation Symptoms

In this section, we describe the experimental setup that we followed to evaluate the performance of the trained classifiers (see Figure 3). The steps in this setup correspond to the steps of Phase 1 in Figure 2. First, we pre-processed the collected code review comments to generate structured word sets, and then utilized word embedding techniques to encode the words and generate vectors for presenting the words in review comments. Subsequently, the generated vectors acted as the input to train the classifiers based on ML/DL models, in order to learn to classify review comments as violations and non-violations. The experimental environment is a computer equipped with Intel(R) Core(TM) i7-10510U CPU and 16GB RAM, running Windows 11 (64-bit). The next subsections elaborate on these steps for both the ML and DL models.

#### 3.3.1 Machine Learning Models

Before training ML models, we need to pre-process our collected data, which involves transforming raw data into a structural format for model training. The **pre-processing** includes five steps listed as follows:

*Step 1. Tokenization:* The process of tokenization is to break a stream of text into words, punctuation, and other meaningful elements called *tokens*. In this work, we tokenized the review comments by splitting the text into its constituent set of words.

*Step 2. Noise Removal:* Developers usually use plain text when they discuss violation symptoms during code review, which contain various noise data such as punctuation, numbers, and special characters (e.g., "\", "\*\*\*"). Noise data usually does not contain valuable semantic information, and we therefore removed it.

*Step 3. Stop words Removal:* Stop words are frequently observed in text, for the purpose of distinguishing between texts, such as "the", "are", and "is", but they are typically devoid of valuable semantic content. Thus, we removed stop words in our dataset by using the Natural Language Toolkit (NLTK) [32].

*Step 4. Capitalization Conversion:* In order to ensure the consistency of word form and to avoid redundant counts of words, all textual data was converted to lowercase.

*Step 5. Stemming:* Stemming can be used to convert the words to their base forms. For instance, "architecture" and "architectural" have the same stem (i.e., token) "architectu". We conducted a stemming process (using Snowball Stemmer from the NLTK toolkit [32]) to obtain the stem of each token, since it is a more comprehensive and aggressive version of the Porter Stemmer [33].

**Word Embedding.** Feature extraction techniques are widely utilized to transform unstructured text sequences into structured feature spaces (e.g., matrices, vectors, or encodings). In this work, we employ word embedding techniques to extract textual features for generating interpretable input for machine learning algorithms. Word embedding is a prominent method employed in natural language processing to represent words through dense vectors. In this work, we utilized the three prevalent and popular techniques (i.e., word2vec, fastText, and GloVe) to generate word embeddings. These techniques have gained widespread use in machine learning and deep learning-based tasks, owing to their efficacy in capturing the semantic and syntactic relationships among words.

- *word2vec:* word2vec was developed in 2013 [34] and it takes words as input and provides a word embedding matrix that contains high-dimensional unique vectors to represent each distinct word in given training corpora. word2vec can generate word embeddings through skip-gram and Continuous Bag-of-Words (CBOW) models. In this study, we adopted the pre-trained word2vec model proposed by Efstathiou *et al.* [35]. This model was trained based on the corpus comprising over 15 GB of textual data collected from Stack Overflow posts, which contains a plethora of textual information in the software engineering domain.

4. <https://gerrit-review.googlesource.com/Documentation/rest-api.html>

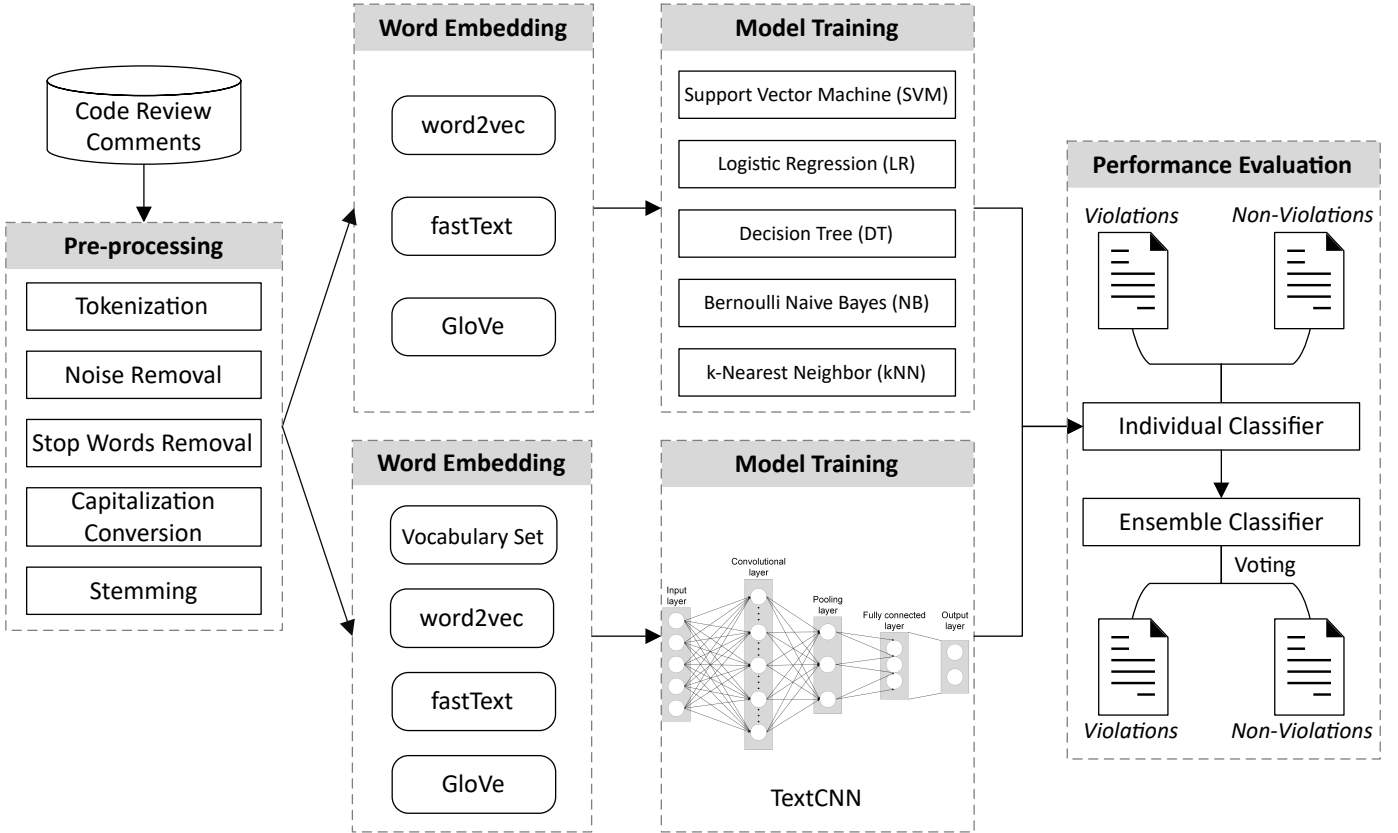


Fig. 3. The framework of the experimental setup for classifying violation symptoms of architecture erosion from code review comments

- *fastText*: fastText is an open-source and lightweight library proposed by Meta AI Research lab in 2017 [36] and it is capable of learning text representations and training text classifiers. Based on the fastText model, Meta published pre-trained word vectors with 300 dimensions for 157 languages constructed on Common Crawl and Wikipedia<sup>5</sup>. In this study, we employed the pre-trained fastText model, which can be transformed into 100 and 200-dimensional models, in order to control variables and avoid the impact of dimensionality on classifiers' performance.
- *GloVe*: Global Vectors for Word Representation (GloVe) is another common word embedding technique [37]. GloVe model is inspired by aggregated word co-occurrence statistics that may encode global information for words. Compared with word2vec, GloVe avoids the weakness regarding using local word co-occurrence information. In this study, we adopted the GloVe pre-trained word vectors on Twitter data (two billion tweets) with 200 dimensions.

**Model Training.** Given the binary classification task in this study, we selected five common ML algorithms that are widely used in classification tasks [38], including Support Vector Machine (SVM), Logistic Regression (LR), Decision Tree (DT), Bernoulli Naive Bayes (NB), and k-Nearest Neighbor (kNN). These classification algorithms are also commonly applied in many areas of software engineering studies [39].

For the ML classifiers, we performed a *grid search* on the search space and picked the best-performing ML models with hyperparameters on the validation set. Grid search, as an exhaustive search technique, is commonly used in machine learning and optimization. It involves a systematic evaluation that examines all of the combinations of a set of candidate settings to find the best hyperparameter combination [30].

### 3.3.2 Deep Learning Models

Similarly to the ML models, for the DL models we pre-processed the collected data before training DL classifiers, using the same **pre-processing** steps described in Section 3.3.1. For the pre-processing of DL classifiers, we needed to ensure the equal size of each paragraph length; therefore, we utilized the zero-padding strategy before dimension transformation to equalize all input text (i.e., the maximum length is set to 2000 words).

**Model Training.** In recent years, DL-based models are increasingly used in various text classification tasks and Convolutional Neural Network (CNN) has become one of the most popular model architectures for text classification [40]. We selected the TextCNN model to train the DL-based classifiers, since TextCNN, as an adapted CNN-based model, is reported to improve the state of the art on text classification [40]. TextCNN is a CNN-based architecture designed for processing textual data, and was introduced by Yoon Kim in 2014 [41]. It can be used for a variety of Natural Language Processing (NLP) tasks, such as text classification and sentiment analysis. Compared with traditional

5. <https://fasttext.cc/docs/en/crawl-vectors.html>

ML models regarding text processing, the key advantage of TextCNN is its ability to automatically learn features from raw textual data, without relying on manual feature engineering.

We built the TextCNN for identifying violations and non-violations in code review comments through several processing layers, including an input layer, a convolutional layer, a pooling layer, a fully connected layer, and an output layer. Specifically, the TextCNN model applies one layer of convolutions over  $n$ -dimensional word embeddings to capture  $n$ -gram features at different scales. The convolutional layer learns to detect local patterns in the input text. The resulting feature maps are then fed through one max-pooling layer, which extracts the most salient features from each map and concatenates them to produce a fixed-length vector representation of the input text. This vector is then passed through one or more fully connected layers to produce the final output, i.e., the predicted labels for the input review comments.

TextCNN is a convolutional neural network model that is commonly used for text classification tasks. This model takes a sentence as input and applies multiple convolutional filters to extract important features from the text. A TextCNN classifier based on the vocabulary set of a dataset uses a one-hot encoding scheme to represent words and generate the word embedding, while a TextCNN classifier can also utilize pre-trained word embedding models to capture semantic information of words. Additionally, the TextCNN model requires a proper setting to construct neural network models, such as hyperparameters and word embedding parameters. In this work, we set the embedding dimension to 200, the learning rate to 0.001, and the dropout to 0.25 to handle the overfitting, while the filter region size is (3, 4, 5). Each DL model's batch size is set to 16, and the network is trained for 100 epochs with the early stopping strategy with the purpose of avoiding overfitting. We configured the patience parameter to 8, indicating that the training process would terminate after 8 consecutive epochs with no observed improvement in model performance. This approach is a common practice in machine learning, aimed at preventing overfitting and optimizing the model's convergence.

### 3.3.3 Performance Evaluation

For the performance evaluation of ML/DL classifiers, we adopted four commonly used metrics, namely, Precision, Recall, F1-score (i.e., the harmonic mean of Precision and Recall), and Accuracy.

**Precision** presents the proportion of code view comments that are correctly classified as violation symptom comments among all review comments classified as violation symptom comments. **Recall** represents the proportion of all violation symptom comments that are correctly classified as violation symptom comments. **F1-score** is the harmonic mean of precision and recall and it evaluates if an increase in precision (or recall) outweighs a reduction in recall (or precision) respectively. **Accuracy** is the percentage of correct classifications that a trained learning model achieves. The above metrics are defined and calculated by the following equations.

$$\text{Precision} = \frac{TP}{TP + FP} \quad (1)$$

$$\text{Recall} = \frac{TP}{TP + FN} \quad (2)$$

$$F_1 - \text{score} = 2 \times \frac{\text{Precision} \times \text{Recall}}{\text{Precision} + \text{Recall}} \quad (3)$$

$$\text{Accuracy} = \frac{TP + TN}{TP + TN + FP + FN} \quad (4)$$

Here, we need to use four statistics to calculate the metrics, namely, False Positives (FP) represent the number of non-violation comments that are classified as violation comments; False Negatives (FN) represent the number of violation comments that are classified as non-violation comments; True Positives (TP) represent the number of violation comment that are classified as violation comments; True Negatives (TN) represent the number of non-violation comments that are classified as non-violation comments.

To avoid the class imbalance problem [42], a data distribution problem that significantly impacts classifiers' performance, we constructed our dataset with a balanced class distribution (i.e., the same number of review comments labeled as "violations" and "non-violations"), which avoids the poor generalization ability of classifiers. With respect to the model training and validation strategy, we employed 10-fold cross-validation when we conducted a performance evaluation of the classifiers. We divided the collected dataset into three parts, i.e., we randomly set aside 80% of the data for the training set (60%) and validation set (20%), and 20% for the test set. Besides, we set a fixed seed for reproducibility during experiments.

### 3.4 Ensemble Classifier

To identify architecture violations from textual artifacts (i.e., code review comments), we trained several ML and DL-based classifiers to predict the labels of new review comments. However, the trained classifiers have varying performances in predicting the labels of target artifacts. In RQ2, we asked whether composing the individual classifiers into an ensemble classifier can help improve the overall performance. This composition can be done by utilizing the ensemble learning technique, i.e., majority voting strategy [43]. Specifically, a combined classifier of several individual classifiers is generated with the purpose of building an improved classifier, which predicts an output (class) based on the highest probability of chosen class as the output [43]. This aggregating criterion is like an election process and can produce combined voting results from each classifier's output.

The voting criteria include *Hard Voting* (voting is calculated on the predicted output class) and *Soft Voting* (voting is calculated on the predicted probability of the output class). To reduce the training time, we employed the *Hard Voting* (a simple majority voting strategy) strategy in this work. In other words, the final predicted results depend on the majority output (i.e., labels) of the individual classifiers.



### 3.5 Phase 2 - Validation Survey

**Survey Design.** To answer RQ3, we designed and executed a survey by following the guidelines proposed by Kitchenham and Pfleeger’s personal opinion surveys [44]; we used an anonymous survey to increase the response rate.

Surveys can be conducted in different ways, such as online questionnaires, phone surveys, or interviews [45]. Our survey is an online questionnaire of the *cross-sectional* type, which allows us to collect data and compare differences between participants at a single point in time. We adopted self-administered questionnaires to collect responses, since (1) respondents can answer the survey at their convenience (reducing our time investment and increasing the response rate); (2) questionnaires can reduce research bias since the researcher does not have any contact with the respondents when they fill out the survey; (3) and respondents enjoy better privacy than interviews.

We invited participants through customized emails (see the replication package [31]) attaching the links to their comments that are identified by our approach, as well as the survey form (also see the replication package [31]). Our survey was constructed based on four parts: *Problem Statement*, *Our approach*, *Survey Goal*, and *Survey Questions*. *Problem Statement* introduces the research background regarding what is architecture erosion and its violation symptoms, as well as why it is important to investigate violation symptoms. *Our approach* describes the approach that we developed to automatically identify violation symptoms with high performance from a large number of code reviews. In *Survey Goal*, we explain the purpose of this survey. In *Survey Questions*, we ask five general questions and present six statements concerning the usefulness of our approach. Note that, before the formal survey, we did a pilot survey (receiving 6 responses) with the purpose of revising and improving our survey questions and examples.

The five general survey questions include demographic information (e.g., their countries and work experience). The six statements are assessed using a five-point Likert scale (Strong Agree, Agree, Neutral, Disagree, and Strongly Disagree). This scale enables participants to rate the extent that they agree or disagree with the statements. Finally, at the end of the survey, we ask an open-ended question to let the respondents freely provide comments and suggestions about our survey. To formulate the statements, we took inspiration from the survey questions of two survey studies [46], [47] that evaluate the usefulness of automatic classifiers based on ML and DL techniques in the software engineering community. The statements are as follows:

- Statement 1. *“Violation symptoms in code review comments identified by the approach, represent potential architectural violations”.*
- Statement 2. *“Violation symptoms in code review comments identified by the approach can be used to improve the code quality”.*
- Statement 3. *“I (as a practitioner) can find potentially constructive and useful architectural information from violation symptoms in code review comments identified by the approach”.*
- Statement 4. *“Violation symptoms in code review comments identified by the approach can help us identify*

*violation-related issues faster than if we do this manually”.*

- Statement 5. *“Violation symptoms in code review comments identified by the approach might help us locate, identify, and prioritize potential architectural violations in our systems”.*
- Statement 6. *“Violation symptoms in code review comments identified by the approach can provide us with input to find other violations of similar nature or otherwise”.*

**Participants.** Our collected data from Gerrit contains the developers’ information (i.e., names and email addresses); this information is not included in the replication package for privacy reasons. We invited participants to fill out our survey by sending emails to the developers whose comments are identified by our classifiers. During the pilot survey, we got responses from 6 developers that helped us to evaluate and revise the survey design (especially the responses to the customized emails and the open-ended question). Then, we invited the remaining developers involved in the discussions on violation symptoms to fill in the survey.

**Sample and Population.** The target population is limited to developers whose code review comments are identified by our approach. We used a Non-Probabilistic Sampling method in this survey, namely, Convenience Sampling. Convenience Sampling refers to obtaining responses from developers who are willing to participate in our survey. The reason we chose this sampling method is that we could not intentionally choose a sample due to the limitations of geographical constraints and scheduling conflicts.

**Data Analysis.** We applied descriptive statistics to analyze the responses to the demographic and Likert scale questions. For the optional open question, we used the open coding and constant comparison method [48] to analyze and categorize the qualitative response.

## 4 RESULTS

### 4.1 RQ1: Identifying Violation Symptoms

To answer RQ1, we trained five ML classifiers and one DL classifier based on three word embedding techniques (i.e., word2vec, fastText, and GloVe). Moreover, we evaluated the performance of these classifiers and compared the difference between their performance.

#### RQ1.1: Performance of Classifiers

For ML-based classifiers, as shown in Table 1, we trained the five types of ML classifiers with three word embedding techniques (i.e., word2vec, fastText, and GloVe), leading to 15 classifiers (i.e., the five ML models times three word embeddings). We calculated the average values of the classifiers over the three pre-trained word embeddings. For each classifier based on three word embeddings, we underlined the best result of each metric (horizontal comparison); for each metric of the classifiers (precision, recall, F1, and accuracy), we marked the best metric result of each classifier on three word embeddings in bold (vertical comparison). From the results, we can see that the kNN classifiers have better scores of Precision than other classifiers with an average Precision of 0.816. As for the remaining metrics, the SVM classifiers achieve relatively better performance on nearly



TABLE 1  
Performance comparison among ML-based classifiers

Classifier	Precision				Recall				F1-score				Accuracy			
	w2v	FT	GloVe	Average	w2v	FT	GloVe	Average	w2v	FT	GloVe	Average	w2v	FT	GloVe	Average
SVM	<u>0.789</u>	0.728	0.759	0.759	<u>0.828</u>	<u>0.746</u>	<u>0.828</u>	<b>0.801</b>	<u>0.808</u>	0.737	<b>0.792</b>	<b>0.779</b>	<b>0.803</b>	0.734	<b>0.783</b>	<b>0.773</b>
LR	<u>0.832</u>	0.777	<b>0.798</b>	0.802	<u>0.730</u>	0.713	0.713	0.719	<u>0.777</u>	<b>0.744</b>	0.753	0.758	<u>0.791</u>	<b>0.754</b>	0.766	0.770
NB	0.728	<u>0.743</u>	0.717	0.729	0.615	0.615	<u>0.623</u>	0.618	0.667	<u>0.673</u>	0.667	0.669	0.693	<u>0.701</u>	0.689	0.694
DT	<u>0.667</u>	0.657	0.643	0.656	0.689	<u>0.721</u>	0.664	0.691	0.677	<u>0.688</u>	0.653	0.673	<u>0.672</u>	<u>0.672</u>	0.648	0.664
kNN	<b>0.863</b>	<b>0.788</b>	0.797	<b>0.816</b>	0.516	<u>0.549</u>	0.451	0.505	0.646	<u>0.647</u>	0.576	0.623	<u>0.717</u>	0.701	0.668	0.695
Average	0.776	0.739	0.743	0.753	0.676	0.669	0.656	0.667	0.715	0.698	0.688	0.700	0.735	0.712	0.711	0.719

w2v: word2vec, FT: fastText

TABLE 2  
Performance comparison among DL-based classifiers

Classifier	Precision	Recall	F1-score	Accuracy
TextCNN_voc	0.475	0.541	0.469	0.471
TextCNN_w2v	0.584	0.680	0.596	0.598
TextCNN_FT	<b>0.728</b>	0.549	<b>0.667</b>	<b>0.672</b>
TextCNN_GloVe	0.507	<b>0.885</b>	0.434	0.512
Average	0.574	0.664	0.542	0.563

voc: vocabulary set, w2v: word2vec, FT: fastText

all metrics than other classifiers, with an average Recall of 0.801, F1-score of 0.779, and Accuracy of 0.773. Specifically, the SVM classifier based on *word2vec* performed the best with a Precision of 0.789, a Recall of 0.828, an F1-score of 0.808, and an Accuracy of 0.803.

For DL-based classifiers, as shown in Table 2, we trained one type of classifier, i.e., TextCNN, based on the vocabulary set from our dataset and three word embedding techniques (i.e. in total four classifiers) as mentioned in Section 3.3.1. We can see that TextCNN\_FT performs the best compared with the other three DL models.

The ML-based classifiers demonstrated superior performance, achieving, on average, a Precision of 0.753, a Recall of 0.667, an F1-score of 0.700, and an Accuracy of 0.719. In contrast, the DL-based classifiers exhibited lower performance, with an average Precision of 0.574, Recall of 0.664, F1-score of 0.542, and Accuracy of 0.563. These findings suggest that the ML-based classifiers are more effective in accurately classifying the target variable than the DL-based classifiers. Overall, among these classifiers, the SVM classifiers outperform other classifiers, exhibiting the best average results on all metrics, except for the Precision metric.

#### RQ1.2: Comparison of Embedding Models

From the results in Tables 1 and 2, we can also observe the differences between the classifiers based on three pre-trained word embedding models. As mentioned before, for each classifier based on three word embeddings, we underlined the best result of each classifier on each metric (hor-

izontal comparison). When using the *word2vec* pre-trained word embedding, most of the ML classifiers have relatively better performance on Precision and Accuracy. Most of the ML classifiers with the *fastText* model have fairly better F1-scores. Besides, we found that the TextCNN classifier based on the *fastText* pre-trained word embedding achieves the best performance on all metrics except for Recall, with a Precision of 0.728, a Recall of 0.549, an F1-score of 0.667, and an Accuracy of 0.672.

In addition, we can see in Table 2 that the overall performance of the three TextCNN classifiers with pre-trained word embeddings outperforms the TextCNN classifier based on the vocabulary set from our dataset. This is because pre-trained word embedding models contain more features due to the large textual data used for generating word vectors, and they have been proven to be invaluable for improving the performance in NLP tasks [49], [50].

In general, the three pre-trained word embedding models have an impact on the performance of the DL-based classifiers. As shown in Table 2, when we compared their classification performance, in most cases, the classifiers with the *fastText* model can achieve relatively good performance.

#### RQ1.3: Comparison of Word Embedding Model Dimensionality

According to the results of RQ1.2, the *fastText* model can help to generate better results than the other two pre-trained word embedding models. Therefore, to further explore the impact of dimension sizes of the pre-trained word embedding models, we trained the classifiers based on the *fastText* model and we chose three common dimension sizes: 100, 200, and 300. In Table 3, similarly as before, we underlined the best result of each classifier on each metric (horizontal comparison). We can see that five of the six ML/DL classifiers can generate better F1-scores based on the *fastText* model with 200-dimensional word embedding, compared with 100 and 300-dimensional models.

TABLE 3  
Performance comparison of the classifiers based on the fastText model with different dimension size

Classifier	Precision			Recall			F1-score			Accuracy		
	100-dim	200-dim	300-dim	100-dim	200-dim	300-dim	100-dim	200-dim	300-dim	100-dim	200-dim	300-dim
SVM	<u>0.745</u>	0.728	0.657	0.672	0.746	<u>0.754</u>	0.707	<u>0.737</u>	0.702	0.721	<u>0.734</u>	0.680
LR	0.704	<u>0.777</u>	0.745	0.664	<u>0.713</u>	0.648	0.684	<u>0.744</u>	0.693	0.693	<u>0.754</u>	0.713
NB	<u>0.745</u>	0.743	0.712	<u>0.623</u>	0.615	0.607	<u>0.679</u>	0.673	0.655	<u>0.705</u>	0.701	0.680
DT	0.641	<u>0.657</u>	0.612	0.615	<u>0.721</u>	0.648	0.628	<u>0.688</u>	0.629	0.635	<u>0.672</u>	0.619
kNN	<u>0.831</u>	0.788	<u>0.831</u>	0.525	<u>0.549</u>	0.443	0.643	<u>0.647</u>	0.578	<u>0.709</u>	0.701	0.676
TextCNN	0.577	<u>0.728</u>	0.494	<u>0.648</u>	0.549	0.730	0.585	<u>0.667</u>	0.461	0.586	<u>0.672</u>	0.492

**RQ1 Summary.** The SVM classifier trained on the pre-trained *word2vec* word embedding can achieve the best performance on identifying violation symptoms, with an F1-score of 0.779. In most cases, the classifiers with the *fastText* pre-trained word embedding model can achieve relatively good performance. Furthermore, 200 as the dimension size of the pre-trained word embedding models can generate better performance than 100 and 300-dimensional models.

#### 4.2 RQ2: Improving Performance with Voting

To answer RQ2, we employed an ensemble learning technique, i.e., majority voting strategy, to build an ensemble classifier. We compared the performance of the individual classifiers with the ensemble classifiers. More specifically, we explored to what extent combining one type of classifier based on three word embedding techniques can achieve better performance, as shown in Table 4 and Table 5.

In Table 4, the “Mean” column presents the **Average** values of each metric of each classifier on three word embeddings from Table 1 and Table 2. The “Best” column denotes the corresponding classifier with the best performance from Table 1 and Table 2. The “Voting” column refers to the performance of the ensemble classifier (based on classifiers with three word embeddings) on each metric after utilizing a majority voting strategy. For example, the *Voting* values of SVM classifiers in Table 4 refer to the voting results among the three individual classifiers SVM\_w2v, SVM\_FT, and SVM\_GloVe. “*Impro\_M*” and “*Impro\_B*” represent the improved results of the corresponding ensemble classifiers compared with the results in “Mean” and “Best” columns, respectively.

According to Table 4, when we utilized the voting strategy for each ML classifier based on the three word embeddings (i.e., word2vec, fastText, GloVe), we can see that all ensemble classifiers perform better than the mean values of individual classifiers, with F1-score improvement from 0.48% to 13.10%. Even compared with the best-performing classifiers, most of the ensemble classifiers outperform the individual ML/DL classifiers, except for kNN. Moreover, the ensemble TextCNN of the three TextCNN classifiers based on pre-trained word embeddings (see Table 2) does

not perform as well as TextCNN\_FT (i.e., the best one) on Precision, F1-score, and Accuracy. This means that TextCNN\_FT with the *fastText* pre-trained word embedding performs best compared with the other three TextCNN classifiers, and the voting strategy does not have an obvious improvement for the trained DL classifiers.

In addition, as shown in Table 5, we utilized the voting strategy for the five ML classifiers based on each of the three word embeddings. For example, ML\_word2vec is the ensemble classifier of the five ML classifiers based on the *word2vec* word embedding (i.e., SVM\_w2v, LR\_w2v, NB\_w2v, DT\_w2v, and kNN\_w2v). Similarly as before, the “Mean” column refers to the average metric results of ML classifiers (see the last row in Table 1); the “Best” column presents the best-performing classifiers in Table 1; the “Voting” column denotes the performance results of the ensemble classifiers after voting. It is clear that the three ensemble classifiers outperform the average performance results of the individual classifiers, with improvements from 3.11% to 7.98%. Even compared with the best-performing individual classifiers (i.e., the maximum values of the voting samples), the ensemble classifier ML\_fastText can still demonstrate performance improvement on all metrics.

Moreover, we can observe the performance difference of ensemble classifiers with three word embeddings. In general, for the selected five ML models, the *fastText* pre-trained word embedding model can achieve relatively better performance improvements on almost all the metrics compared with the models using *word2vec* and *GloVe*. This finding affirms a similar observation in the result of RQ1.2.

**RQ2 Summary.** In comparison to individual ML classifiers, the ensemble classifiers achieve better performances after utilizing the majority voting strategy. However, no significant improvement was observed in the performance of the DL classifiers on our dataset when implementing the ensemble technique.

#### 4.3 RQ3: Validation in Practice

As elaborated in Section 3.5, we designed and conducted a survey to solicit the perceptions from the practitioners

TABLE 4  
Performance comparison of ensemble classifiers

Classifier	Precision					Recall					F1-score					Accuracy				
	Mean	Best	Voting	Imp_M	Imp_B	Mean	Best	Voting	Imp_M	Imp_B	Mean	Best	Voting	Imp_M	Imp_B	Mean	Best	Voting	Imp_M	Imp_B
<b>SVM</b>	0.759	0.789	0.795	4.74%	0.76%	0.801	0.828	0.828	3.37%	0.00%	0.779	0.808	0.811	4.11%	0.37%	0.773	0.803	0.807	4.40%	0.50%
<b>LR</b>	0.802	0.832	0.833	3.87%	0.12%	0.719	0.730	0.738	2.64%	1.10%	0.758	0.777	0.783	3.30%	0.77%	0.770	0.791	0.795	3.25%	0.51%
<b>NB</b>	0.729	0.743	0.738	1.23%	-0.67%	0.618	0.615	0.623	0.81%	1.30%	0.669	0.673	0.676	1.05%	0.45%	0.694	0.701	0.701	1.01%	0.00%
<b>DT</b>	0.656	0.657	0.689	5.03%	4.87%	0.691	0.721	0.746	7.96%	3.47%	0.673	0.688	0.717	6.54%	4.22%	0.664	0.672	0.705	6.17%	4.91%
<b>kNN</b>	0.816	0.863	0.836	2.45%	-3.13%	0.505	0.516	0.500	-0.99%	-3.10%	0.623	0.646	0.626	0.48%	-3.10%	0.695	0.717	0.701	0.86%	-2.23%
<b>TextCNN</b>	0.574	0.728	0.537	-6.45%	-26.24%	0.664	0.549	0.713	7.38%	29.87%	0.542	0.667	0.613	13.10%	-8.10%	0.563	0.672	0.549	-2.49%	-18.30%

TABLE 5  
Performance comparison among ensemble ML-based classifiers with three word embeddings

Classifier	Precision					Recall					F1-score					Accuracy				
	Mean	Best	Voting	Imp_M	Imp_B	Mean	Best	Voting	Imp_M	Imp_B	Mean	Best	Voting	Imp_M	Imp_B	Mean	Best	Voting	Imp_M	Imp_B
<b>ML_word2vec</b>	0.776	0.789	0.810	4.38%	2.66%	0.676	0.828	0.697	3.11%	-15.82%	0.715	0.808	0.749	4.76%	-7.30%	0.735	0.803	0.766	4.22%	-4.61%
<b>ML_fastText</b>	0.739	0.777	0.798	7.98%	2.70%	0.669	0.713	0.713	6.58%	0.00%	0.698	0.744	0.753	7.88%	1.21%	0.712	0.754	0.766	7.58%	1.59%
<b>ML_GloVe</b>	0.743	0.759	0.768	3.36%	1.19%	0.656	0.828	0.705	7.47%	-14.86%	0.688	0.792	0.735	6.83%	-7.20%	0.711	0.783	0.746	4.92%	-4.73%

on the usefulness of our trained models to automatically identify violation symptoms from code review comments.

Overall, we planned to send customized survey invitation emails to 200 code reviewers involved in the discussion of the collected review comments concerning architecture violations. However, we could only derive valid email addresses for 169 of them. From these 169 invitations, we obtained 21 valid responses to our survey, which gives a response rate of 12.4%. Table 6 shows the demographic information of the 21 respondents. Nineteen of the respondents have more than 10 years of experience in software development, while two of them have 6-10 years of experience. Among the respondents, 52.4% (11) are software engineers, 33.3% (7) are developers, and 14.3% (3) are architects. Note that, *software engineers* usually have a broader work range than *developers*; for example, the former may work on full-stack development while the latter can deal only with the back end. Regarding the size of their companies, eight of the respondents reported that their companies have more than 1000 employees, five respondents worked in companies with employees between 501 and 1000, five respondents in companies with employees between 101 and 500, and three respondents in companies with employees between 21 and 100. Besides, the respondents worked in a variety of application domains.

Figure 4 presents the feedback of the 21 respondents on the usefulness of the trained models, i.e., the automatic identification of violation symptoms from the textual content of code review comments. According to the results, most of the respondents (61.9%) agreed that the violation symptoms identified by our models represent potential architectural violations (Statement 1). 38.1% respondents agreed that the identified violation symptoms can be used to improve the code quality (Statement 2), while the same percentage of respondents had a neutral attitude about this statement. 47.6% of the respondents agreed that the identified violation symptoms contain potentially constructive and useful architectural information (Statement 3).

Statements 3 to 6 investigate whether the trained classifiers can play an auxiliary role in development and code reviews. Approximately 42.9% respondents strongly agreed (14.3%) or agreed (28.6%) that the identified violation symptoms can help identify violation-related issues faster than manual identification (Statement 4); this indicates that the classifiers may help to speed up code review. Moreover, the majority (57.2%) of the respondents strongly agreed (4.8%) or agreed (52.4%) that automatic identification can help locate and prioritize architectural violation issues (Statement 5). Furthermore, 42.9% of the respondents agreed that the identified violation symptoms can inspire them to find out other (or similar) violation symptoms (Statement 6). Notably, one respondent strongly disagreed with all six statements, indicating that he/she might not believe that ML and DL-based classifiers can be useful for identifying architectural violations in practice; we did not treat this as an outlier.

As for the feedback on the open-ended question, three participants expressed their concerns about false positives. For example, one participant pointed out: “How useful the approach will depend a lot on the false-positive/false-negative rates, ..., an effective approach might be to make ‘check for

architecture violations’ an explicit and mandatory part of the code review process”.

**RQ3 Summary.** Practitioners’ responses indicate the usefulness of the automatic identification of violation symptoms discussed in code review comments in practice. Besides, the identified violation symptoms can enable and inspire practitioners to find architecturally-related violations and prioritize violation-related issues.

## 5 DISCUSSION

### 5.1 Interpretation of Results

#### 5.1.1 RQ1: Identifying Violation Symptoms

Our trained ML/DL classifiers can identify violation symptoms in code review comments. The results of RQ1.1 indicate that certain factors such as the type of classifier, the pre-trained word embeddings, and hyperparameters influence the performance of classifiers. Specifically, we found that the SVM classifier with *word2vec* outperforms other ML and DL-based classifiers. We also found that DL classifiers do not always have better performance than ML classifiers; we note that training DL classifiers takes much longer time than training ML classifiers, as DL classifiers have much more complex network architecture and more parameters. In recent years, some studies that leveraged DL-based techniques for software engineering tasks have achieved better performance than all other state-of-the-art techniques (e.g., ML-based techniques) [39]. However, the achieved results imply that ML classifiers might be enough for certain text classification tasks with *small-size datasets*, especially as the trained DL classifiers do not show performance improvement in such a scenario. This finding is also observed in previous studies [51], [52]: for certain software engineering tasks, simple ML-based approaches are capable of achieving equal or even better performance than DL-based approaches within less time. Thus, we advise researchers to not blindly apply DL-based techniques and consider simple approaches first.

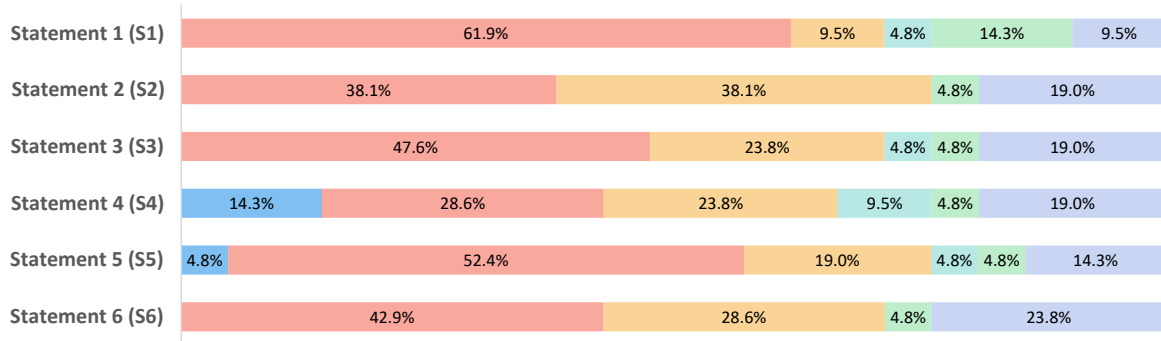
**Finding 1:** ML-based approaches have sufficient performance for many software engineering tasks, such as identification of architecture violations in code reviews.

From the results of RQ1.2, we can see that the TextCNN classifier based on the *fastText* pre-trained word embedding can perform better than other DL models. We thus emphasize that the *fastText* pre-trained technique has a better capacity for training well-performed DL models; this also aligns with the finding in the work of Sesari *et al.* [53], that is, the *fastText* pre-trained word embedding model has less bias compared to *word2vec* and *GloVe*.

Besides, the results of RQ1.3 show that 200-dimensional pre-trained word embedding models outperform 100 and 300-dimensional models. Our results are slightly different from previous studies (e.g., [54], [55]) where the 300-dimensional word embedding model has better performance. One possible reason is that the previous studies only

TABLE 6  
Demographic information of the survey respondents

Country	Experience	Role	Company size	Company domain
Ireland	More than 10 years	Software Engineer	employees $\geq$ 1000	HCM services
Germany	More than 10 years	Developer	$21 \leq$ employees $\leq$ 100	Industrial electronics
Finland	More than 10 years	Software Engineer	$21 \leq$ employees $\leq$ 100	Medical software
Norway	More than 10 years	Architect	$501 \leq$ employees $\leq$ 1000	Industrial DataOps
Israel	More than 10 years	Software Engineer	employees $\geq$ 1000	Network
Germany	6 - 10 years	Developer	$101 \leq$ employees $\leq$ 500	Development tools
USA	More than 10 years	Developer	$501 \leq$ employees $\leq$ 1000	IaaS
Norway	More than 10 years	Developer	$501 \leq$ employees $\leq$ 1000	Cross-platform libraries for application development
Norway	More than 10 years	Developer	$101 \leq$ employees $\leq$ 500	SW development frameworks
USA	More than 10 years	Software Engineer	employees $\geq$ 1000	Software development
Germany	More than 10 years	Developer	$101 \leq$ employees $\leq$ 500	Middleware
USA	More than 10 years	Software Engineer	employees $\geq$ 1000	Research
Germany	More than 10 years	Software Engineer	employees $\geq$ 1000	Game development
Norway	More than 10 years	Software Engineer	$501 \leq$ employees $\leq$ 1000	Development framework
Finland	More than 10 years	Architect	$21 \leq$ employees $\leq$ 100	Medical devices
Germany	More than 10 years	Developer	$501 \leq$ employees $\leq$ 1000	Tools and frameworks for software development
Germany	More than 10 years	Software Engineer	$101 \leq$ employees $\leq$ 500	Defence development
Denmark	6 - 10 years	Software Engineer	$101 \leq$ employees $\leq$ 500	Network
India	More than 10 years	Architect	employees $\geq$ 1000	Development framework
USA	More than 10 years	Software Engineer	employees $\geq$ 1000	Tools for software development
Canada	More than 10 years	Software Engineer	employees $\geq$ 1000	Framework tool



S1. The identified violation symptoms represent potential architectural violations

S2. The identified violation symptoms can be used to improve the code quality

S3. I (as a practitioner) can find potentially constructive and useful architectural information from the identified violation symptoms

S4. The identified violation symptoms can help us identify violation-related issues faster than if we do this manually

S5. The identified violation symptoms might help us locate, identify, and prioritize potential architectural violations in our systems

S6. The identified violation symptoms can provide us with input to find other violations of similar nature or otherwise

■ Strongly Agree ■ Agree ■ Neutral ■ Disagree ■ Strongly Disagree ■ I don't know

Fig. 4. Practitioners' responses to statements regarding the usefulness of the trained models

measured the average results of classifiers with different dimensional word embedding models, and the average results might be influenced by the individual results. Our results present and compare the classification performance of each ML/DL classifier, which could be more accurate.

**Finding 2:** *The 200-dimensional fastText pre-trained word embedding model can be used to train classifiers with better performance when conducting binary classification of violation symptoms from code review comments.*

In general, due to a large number of hyperparameters of DL classifiers, we did not specifically focus on the best combination of hyperparameters of the TextCNN classifier, but certain key hyperparameters such as the dimension size of word embedding model. Thus, future work can consider performing hyperparameter tuning (e.g., utilizing the grid search technique) to explore other possible combinations of the hyperparameters to further improve performance.

### 5.1.2 RQ2: Improving Performance with Voting

Evaluating the performance of an ensemble classifier offers insight into the performance improvement compared with individual classifiers. For voting-based approaches, an accurate output is attained only when a majority of the constituent models generate the correct output [56]. Our results provide further empirical evidence for the efficacy of the majority voting strategy regarding improving the performance of text classification. This technique effectively **combines the predictions of multiple classifiers to arrive at a final decision, resulting in improved overall classification performance**. Nevertheless, we also observed that such performance improvement is not obvious in TextCNN in our case. One possible reason is that we only get an ensemble DL classifier based on three individual TextCNN models, and that causes the voting results to be particularly susceptible to the influence of single results. We argue that the voting strategy remains valuable to minimize potential prediction errors if there are more outputs for voting.

**Finding 3:** *Compared with individual classifiers for identifying architecture violations from code review comments, ensemble learning is an effective way for improving classification performance. In most cases, ensemble classifiers that utilize the voting strategy can enhance all classification performance metrics.*

### 5.1.3 RQ3: Validation in Practice

The existence of architectural violations can be challenging, as they can impede practitioners' understanding of architecture during the development process. This particularly influences novice developers who lack practical familiarity with architecture. The results of RQ3 indicate a predominantly positive feedback, confirming the usefulness of our trained ML/DL classifiers in potentially helping developers during maintenance and evolution. Such automated techniques regarding identifying potential architecture violations could be supplementary means to minimize architec-

ture violations and improve software quality during code review.

Moreover, according to the feedback from respondents, certain practitioners might hold a conservative attitude toward ML and DL-based classifiers for identifying violation symptoms (see the "Neutral" results in Figure 4). One possible reason is that they might be skeptical about false positive and false negative results by the classifiers, which may cast doubt about the reliability of identified architectural violations. For example, certain identified review comments may be part of the architectural design *discussions*, rather than the final architectural decisions. Such concerns are beyond the target of our research, as the trained classifiers can only provide judgments based on the collected violations, instead of exploring the evolution of architecture violations. In any case, no classifiers are able to achieve 100 % accuracy in classification tasks, and there is always a trade-off between precision and recall.

**Finding 4:** *Although there are concerns about the correctness of the identified architecture violations, the positive responses from participants suggest that practitioners are receptive to the use of automated techniques for identifying architecture violations during code review.*

## 5.2 Implications

**Establish and enrich datasets.** Many studies utilized or proposed automated approaches to identify or predict knowledge-related information from textual artifacts. However, no studies focused on the automatic identification of violation symptoms from code review comments. This suggests that there is a need for more empirical reports and follow-up tools regarding such issues. Our study provides a starting point for researchers to automatically identify architecture violations in textual artifacts such as review comments. On top of this, we encourage researchers and practitioners to **establish and share datasets** related to architecture violations to lay a solid foundation for future research.

Moreover, our study is **scalable** in practice, as practitioners can retrain superior classifiers by adding more code review comments of violation symptoms from different projects, either manually or by using our classifiers. Besides, mining architecture violations from multiple textual artifacts (e.g., issues, source code comments, and pull requests) can provide a more comprehensive examination of architectural violations and also **enrich the dataset** used for identifying such violations. Furthermore, our findings regarding the experiments in this study might benefit or be adapted by researchers and practitioners to identify other issues, such as security and vulnerability discussions.

**Suggestion 1:** *Researchers and practitioners are encouraged to establish and share datasets related to architecture violations. Besides, our study is scalable to retrain superior classifiers by adding more data from different sources, and can also be adapted to identify other issues.*

**Choose appropriate classifiers.** An ensemble classifier is a collection of classifiers that work together to classify instances by combining their individual outputs through voting. Researchers can consider exploring different selections of classifiers to further enhance the performance of ensemble classifiers. For example, to some extent, assigning varying weights to individual classifiers might partially mitigate the impact of biased classifiers on voting results.

**Suggestion 2:** *It is recommended for researchers to explore various combinations of classifiers and assign different weights to individual classifiers to further enhance the classification performance of ensemble classifiers for identifying architecture violations.*

**Take time investment into consideration.** Even though our study did not specifically investigate the time efficiency of classifiers' training, we observed that the TextCNN classifiers exhibited a long training time due to a large number of parameters. In comparison to traditional ML classifiers, DL classifiers require a longer training time, yet the results did not demonstrate a significant performance improvement. Therefore, when considering the practical implementation of classifiers, it is important to take into account the cost-benefit ratio of "Performance/Time". In situations where there is a limited dataset, traditional machine learning techniques may suffice in achieving the desired goals. Further research may explore additional methods for balancing the trade-off between performance and training time for classifiers.

**Suggestion 3:** *For certain software engineering tasks, constructing simple classifiers (e.g., individual or ensemble classifiers) can yield a superior return on investment compared to training complex DL-based classifiers, particularly when time investment needs to be taken into account.*

**Optimize code review practice.** In the future, researchers and practitioners can explore the development of plug-ins for code review platforms (e.g., Gerrit) that provide warnings of violations to developers or even suggestions to fix those violations. Such plug-ins could also help developers and maintainers to examine in-depth existing architecture violations, or even remind them of their existence. Additionally, implementing the trained classifiers (e.g., as an extension) into the existing tools (or toolsets) is also worthy of consideration in practice. For example, code review platforms can integrate such classifiers to empower the automated code review process. Such tools may provide more insights and help novices or maintainers troubleshoot architecturally-relevant violation issues.

**Suggestion 4:** *Researchers and practitioners can consider developing plug-ins for code review platforms (e.g., Gerrit) to assist developers in identifying potential architecture violations discussions, or integrating the trained classifiers into existing tools to optimize the automated code review process.*

## 6 THREATS TO VALIDITY

In this study, we discuss the potential threats to the validity related to our study and the adopted measures mitigating these threats by following the guidelines proposed by Wohlin *et al.* [57].

### 6.1 Construct validity

Construct validity concerns the connection between operational measures and the studied subjects. The first potential threat to construct validity is the suitability of our selected ML/DL algorithms, feature extraction techniques, and metrics. As mentioned by Peter *et al.* [58], it is not possible to use an exhaustive approach to test all learning models. We selected five common ML algorithms, one DL algorithm, and three popular pre-trained word embedding models, as they are all widely used to conduct text classification. We admit that using different algorithms and pre-trained word embedding models may generate varying results, despite their popularity. We cannot completely mitigate this threat. In addition, the four metrics (recall, precision, F1-score, and accuracy) are widely used to evaluate the performance of various automatic software engineering techniques (see Section 7.3). Therefore, the metrics pose little threat to the construct validity.

Another potential threat comes from the survey. It is possible that some survey respondents did not understand the statements well. To reduce this threat to construct validity, we conducted a pilot survey for refining the survey design. Besides, we provided an "I Don't Know" option in our survey. Moreover, the survey respondents might have extra opinions besides the six defined statements in the survey. To mitigate this threat, we offered an optional open-ended question that allows respondents to freely share their thoughts with us.

### 6.2 External validity

External validity pertains to the generalizability of our experiment results and findings. We trained the ML and DL-based classifiers with our collected dataset regarding architecture violations. Selecting different datasets and experimental settings might influence the generalizability of (part of) our findings. Furthermore, given that the units of our dataset are paragraphs, the trained classifiers in our study may identify violation-related issues that lack evolving context information. However, establishing traceability of architecture violations is not the focus of this study. Also, the results of RQ3 indicate that most of the architecture violations identified by our trained models are useful and helpful to facilitate development and maintenance.

### 6.3 Reliability

Reliability reflects the replicability of a study regarding yielding the same or similar results when other researchers reproduce this study. One potential threat to reliability comes from the experimental settings (e.g., input data and hyperparameters for training classifiers) used in this work. We used the dataset from our previous study [11] that had publicly shared the labeled data and corresponding scripts for collecting data. Besides, we also shared the source code



in our replication package [31] to facilitate reproduction and validation. Another potential threat might be from the survey design. To mitigate the threat, we provided the templates of our survey and customized emails in our replication package [31] to encourage further research in this area.

## 7 RELATED WORK

In this section, we briefly discuss the current state of research in three associated areas of our study. We first describe why we focused on code review comments in Section 7.1; we then introduce previous studies on architecture violations in Section 7.2; we finally present the benefits of utilizing automated techniques in identifying artifacts in software development in Section 7.3.

### 7.1 Code Review Comments

Code review comments contain massive knowledge related to software development, and a variety of studies analyze software defects and evolution through mining review comments and commit records. Han *et al.* [59] conducted an empirical study by manually checking 25,415 code review comments to investigate code smells identified in modern code review from four OSS projects. Their results show that most reviewers provide constructive suggestions to help developers fix code, and developers are willing to repair the smells through suggested refactoring operations. El Asri *et al.* [60] empirically investigated the impact of expressed sentiments on the code review duration and its outcome. They found that reviews with negative comments on average took longer time to complete than the reviews with positive/neutral comments.

Besides, Uchôa *et al.* [61] investigated the impact of code review on the evolution of design degradation through mining and analyzing a plethora of code reviews from seven OSS projects. They found that there is a wide fluctuation of design degradation during the revisions of certain code reviews. Paixão *et al.* [62] explored how developers perform refactorings in code review, and they found that refactoring operations are most often used in code reviews that implement new features. Besides, they observed that the refactoring operations were rarely refined or undone along the code review, and such refactorings often contribute to new code smells and bugs.

While the aforementioned studies investigated various aspects of code review regarding development and maintenance (e.g., decisions, design degradation), there are no studies that investigated the automatic identification of violation symptoms in code review comments; we decided to fill this gap and explore the application of ML/DL techniques to identify violation-related issues (e.g., violation symptoms) from review comments.

### 7.2 Architecture Violations

Over the past decades, there have been various investigations on architecture violations. Brunet *et al.* [63] performed a longitudinal study to explore the evolution of architectural violations in 19 bi-weekly versions of four open source systems. They investigated the life cycle and location of

architecture violations over time by comparing the intended and recovered architectures of a system. They found that architectural violations tend to intensify as software evolves and a few design entities are responsible for the majority of violations. More interestingly, some violations seem to be recurring after being eliminated. Mendoza *et al.* [13] proposed a tool called ArchVID based on model-driven engineering techniques for identifying architecture violations from source code; this tool supports recovering and visualizing the implemented architecture.

Besides, Terra *et al.* [64] reported their experience in fixing architectural violations. They proposed a recommendation system ArchFix that provides refactoring guidelines for developers and maintainers to repair architectural violations in the module architecture view of object-oriented systems. Their results show that their approach can provide correct recommendations for 75% and 79% of the detected architecture violations on two selected systems, respectively. Maffort *et al.* [65] proposed an approach to check architecture conformance for detecting architecture violations based on defined heuristics. They claimed that their approach relies on the defined heuristic rules and can rapidly raise architecture violation warnings.

Different from the abovementioned studies focusing on detecting architecture violations in source code, our work explores the possibility of automatic identification of the violation symptoms from code review comments.

### 7.3 Automatic Identification of Artifacts in Software Development

The application of ML and DL techniques to automate software engineering tasks is gaining popularity in the software engineering community. A plethora of text classification approaches have been proposed in the literature. Khalajzadeh *et al.* [47] conducted an empirical study by extracting and manually analyzing app reviews from 12 OSS projects and developed ML and DL models to automatically detect and classify human-centric issues from app reviews and discussions. Their results show that automated techniques can help developers to recognize and appreciate human-centric issues of end-users more easily. Nasab *et al.* [46] developed 15 ML and DL models to automatically identify security discussions, and then they collected practitioners' feedback through a validation survey and confirmed the promising applications of the models in practice.

AlOmar *et al.* [66] proposed an approach to automatically identify and classify self-admitted refactoring in commit messages. They compared their approach with pattern-based and simple random baselines, and the results show that a good performance and a relatively small training dataset is sufficient to classify self-admitted refactoring commits. Hey *et al.* [67] proposed a novel approach, named NoR-BERT, for requirements classification by using the transfer learning capabilities of BERT. They applied their approach to different tasks in the domain of requirements classification, and the results show that their approach improves requirements classification and can be applied to unseen projects with convincing results.

In this work, word embeddings were utilized as word representations and as the input for training ML and DL-

based classifiers, as prior studies have demonstrated the effectiveness of word embeddings in capturing rich semantic and syntactic features of words [54]. We employed ML/DL-related techniques to promote the automatic identification of violation symptoms. Although much work has been done on automatic text identification, there is currently no automatic way to identify architecture violations in code review comments. Our approach is not restricted to specific textual information, so future studies can replicate and extend our work with other artifacts.

## 8 CONCLUSIONS AND FUTURE WORK

During code review, reviewers typically spend a substantial amount of effort in comprehending code changes, as significant information (e.g., architecturally relevant information) for inspecting code changes may be dispersed across several files that the reviewers are not acquainted with. Automatic identification of architecture violations from the discussions between reviewers and developers can save valuable time and effort to locate and check potential issues.

In this work, we attempted to address this issue of automatic identification of violation symptoms in code review comments. To this end, we first performed a series of experiments on a dataset of architecture violation discussions. Subsequently, to validate the usefulness of our trained ML and DL-based classifiers, we conducted a survey that acquired the feedback from the involved developers who discussed architecture violations in code reviews.

Specifically, we developed 15 ML-based and 4 DL-based classifiers to identify violation symptoms from developer discussions in code reviews (i.e., code review comments from four OSS projects in Gerrit). The results show that the SVM classifier based on *word2vec* pre-trained word embedding performs the best with an F1-score of 0.779. In most cases, classifiers with the *fastText* pre-trained word embedding model can achieve relatively good performance. Furthermore, 200-dimensional pre-trained word embedding models outperform classifiers that use 100 and 300-dimensional models. In addition, an ensemble classifier based on the majority voting strategy can further enhance the classifier and outperforms the individual classifiers. Moreover, practitioners' perception of the usefulness of the classifiers' results validates the promising applications of automatic identification of violation symptoms in practice. Especially, such classifiers can enable and inspire practitioners to find architecturally-related violation issues, prioritize, and eventually handle them.

In the future, we plan to further enhance the classifiers by identifying fine-grained types of architecture violations based on a larger dataset. After that, we also plan to develop plug-ins for existing code review tools for providing warnings or suggestions to practitioners (e.g., developers and tool builders) during code review.

## ACKNOWLEDGEMENTS

We would like to thank all the practitioners who participated in our survey. This work has been partially supported by the National Natural Science Foundation of China (NSFC) with Grant No. 62172311.

## REFERENCES

- [1] L. Bass, P. Clements, and R. Kazman, *Software Architecture in Practice (4th Edition)*, 4th ed. Addison-Wesley Professional, 2021.
- [2] R. Li, P. Liang, M. Soliman, and P. Avgeriou, "Understanding software architecture erosion: A systematic mapping study," *Journal of Software: Evolution and Process*, vol. 34, no. 3, p. e2423, 2022.
- [3] D. M. Le, C. Carrillo, R. Capilla, and N. Medvidovic, "Relating architectural decay and sustainability of software systems," in *Proceedings of the 13th Working IEEE/IFIP Conference on Software Architecture (WICSA)*. Venice, Italy: IEEE, 2016, pp. 178–181.
- [4] C. C. Venters, R. Capilla, S. Betz, B. Penzenstadler, T. Crick, S. Crouch, E. Y. Nakagawa, C. Becker, and C. Carrillo, "Software sustainability: Research and practice from a software architecture viewpoint," *Journal of Systems and Software*, vol. 138, pp. 174–188, 2018.
- [5] D. E. Perry and A. L. Wolf, "Foundations for the study of software architecture," *ACM SIGSOFT Software Engineering Notes*, vol. 17, no. 4, pp. 40–52, 1992.
- [6] R. Li, P. Liang, M. Soliman, and P. Avgeriou, "Understanding architecture erosion: The practitioners' perceptiveness," in *Proceedings of the 29th IEEE/ACM International Conference on Program Comprehension (ICPC)*. Madrid, Spain: IEEE, 2021, pp. 311–322.
- [7] R. Li, M. Soliman, P. Liang, and P. Avgeriou, "Symptoms of architecture erosion in code reviews: A study of two OpenStack projects," in *Proceedings of the 19th IEEE International Conference on Software Architecture (ICSA)*. Honolulu, Hawaii, USA: IEEE, 2022, pp. 24–35.
- [8] S. Herold, M. English, J. Buckley, S. Counsell, and M. Ó. Cinnéide, "Detection of violation causes in reflexion models," in *Proceedings of the 22nd IEEE International Conference on Software Analysis, Evolution, and Reengineering (SANER)*. Montreal, QC, Canada: IEEE, 2015, pp. 565–569.
- [9] F. A. Fontana, R. Roveda, M. Zanoni, C. Raibulet, and R. Capilla, "An experience report on detecting and repairing software architecture erosion," in *Proceedings of the 13th Working IEEE/IFIP Conference on Software Architecture (WICSA)*. Venice, Italy: IEEE, 2016, pp. 21–30.
- [10] I. Macia, R. Arcoverde, A. Garcia, C. Chavez, and A. von Staa, "On the relevance of code anomalies for identifying architecture degradation symptoms," in *Proceedings of the 16th European Conference on Software Maintenance and Reengineering (CSMR)*. Szeged, Hungary: IEEE, 2012, pp. 277–286.
- [11] R. Li, P. Liang, and P. Avgeriou, "Warnings: Violation symptoms indicating architecture erosion," *arXiv preprint arXiv:https://arxiv.org/abs/2212.12168*, 2022.
- [12] L. De Silva and D. Balasubramaniam, "Controlling software architecture erosion: A survey," *Journal of Systems and Software*, vol. 85, no. 1, pp. 132–151, 2012.
- [13] C. Mendoza, J. Bocanegra, K. Garcés, and R. Casallas, "Architecture violations detection and visualization in the continuous integration pipeline," *Software: Practice and Experience*, vol. 51, no. 8, pp. 1822–1845, 2021.
- [14] S. Hassaine, Y.-G. Guéhéneuc, S. Hamel, and G. Antoniol, "Advise: Architectural decay in software evolution," in *Proceedings of the 16th European Conference on Software Maintenance and Reengineering (CSMR)*. Szeged, Hungary: IEEE, 2012, pp. 267–276.
- [15] D. M. Le, D. Link, A. Shahbazian, and N. Medvidovic, "An empirical study of architectural decay in open-source software," in *Proceedings of the 15th IEEE International Conference on Software Architecture (ICSA)*. Seattle, WA, USA: IEEE, 2018, pp. 176–185.
- [16] J. Lenhard, M. Blom, and S. Herold, "Exploring the suitability of source code metrics for indicating architectural inconsistencies," *Software Quality Journal*, vol. 27, no. 1, pp. 241–274, 2019.
- [17] S. Herold, "An initial study on the association between architectural smells and degradation," in *Proceedings of the 14th European Conference on Software Architecture (ECSA)*. L'Aquila, Italy: Springer, 2020, pp. 193–201.
- [18] L. Hochstein and M. Lindvall, "Combating architectural degeneration: A survey," *Information and Software Technology*, vol. 47, no. 10, pp. 643–656, 2005.
- [19] M. Mair and S. Herold, "Towards extensive software architecture erosion repairs," in *Proceedings of the 7th European Conference on Software Architecture (ECSA)*. Montpellier, France: Springer, 2013, pp. 299–306.
- [20] R. C. Martin, "Design principles and design patterns," *Object Mentor*, vol. 1, no. 34, p. 597, 2000.

- [21] S. Miranda, E. Rodrigues Jr, M. T. Valente, and R. Terra, "Architecture conformance checking in dynamically typed languages," *Journal of Object Technology*, vol. 15, no. 3, pp. 1–34, 2016.
- [22] S. Schröder and M. Riebsch, "Architecture conformance checking with description logics," in *Proceedings of the 11th European Conference on Software Architecture (ECSA) Companion*. Canterbury, United Kingdom: ACM, 2017, pp. 166–172.
- [23] R. Terra and M. T. Valente, "A dependency constraint language to manage object-oriented software architectures," *Software: Practice and Experience*, vol. 39, no. 12, pp. 1073–1094, 2009.
- [24] H. Rocha, R. S. Durelli, R. Terra, S. Bessa, and M. T. Valente, "Dcl 2.0: modular and reusable specification of architectural constraints," *Journal of the Brazilian Computer Society*, vol. 23, no. 1, pp. 1–25, 2017.
- [25] A. Caracciolo, M. F. Lungu, and O. Nierstras, "A unified approach to architecture conformance checking," in *Proceedings of the 12th Working IEEE/IFIP Conference on Software Architecture (WICSA)*. Montreal, QC, Canada: IEEE, 2015, pp. 41–50.
- [26] L. Juarez Filho, L. Rocha, R. Andrade, and R. Britto, "Preventing erosion in exception handling design using static-architecture conformance checking," in *Proceedings of the 11th European Conference on Software Architecture (ECSA)*. Canterbury, UK: Springer, 2017, pp. 67–83.
- [27] A. Bacchelli and C. Bird, "Expectations, outcomes, and challenges of modern code review," in *Proceedings of the 35th International Conference on Software Engineering (ICSE)*. San Francisco, CA, USA: IEEE, 2013, pp. 712–721.
- [28] Z. Li, X. Qi, Q. Yu, P. Liang, R. Mo, and C. Yang, "Multi-programming-language commits in oss: An empirical study on apache projects," in *Proceedings of the 29th IEEE/ACM International Conference on Program Comprehension (ICPC)*. Madrid, Spain: IEEE, 2021, pp. 219–229.
- [29] V. R. Basili, G. Caldiera, and H. D. Rombach, "The goal question metric approach," *Encyclopedia of Software Engineering*, pp. 528–532, 1994.
- [30] F. Hutter, L. Kotthoff, and J. Vanschoren, *Automated machine learning: methods, systems, challenges*. Springer Nature, 2019.
- [31] R. Li, P. Liang, and P. Avgeriou, "Replication Package for the Paper: Towards Automatic Identification of Violation Symptoms of Architecture Erosion." <https://github.com/RuiyinL/Automatic-identification-of-violation-symptoms>, 2023.
- [32] S. Bird, E. Klein, and E. Loper, "Natural language processing with python: Analyzing text with the natural language toolkit," *Language Resources and Evaluation*, vol. 44, pp. 421–424, 2010.
- [33] "GeeksforGeeks, Snowball Stemmer – NLP." <https://www.geeksforgeeks.org/snowball-stemmer-nlp/>.
- [34] T. Mikolov, I. Sutskever, K. Chen, G. S. Corrado, and J. Dean, "Distributed representations of words and phrases and their compositionality," in *Proceedings of the 27th Annual Conference on Neural Information Processing Systems (NeurIPS)*. Lake Tahoe, Nevada, United States: Curran Associates, Inc., 2013, pp. 3111–3119.
- [35] V. Efstathiou, C. Chatzilenas, and D. Spinellis, "Word embeddings for the software engineering domain," in *Proceedings of the 15th International Conference on Mining Software Repositories (MSR)*. Gothenburg, Sweden: ACM, 2018, pp. 38–41.
- [36] P. Bojanowski, E. Grave, A. Joulin, and T. Mikolov, "Enriching word vectors with subword information," *Transactions of the Association for Computational Linguistics*, vol. 5, pp. 135–146, 2017.
- [37] J. Pennington, R. Socher, and C. D. Manning, "Glove: Global vectors for word representation," in *Proceedings of the 2014 Conference on Empirical Methods in Natural Language Processing (EMNLP)*. Doha, Qatar: ACL, 2014, pp. 1532–1543.
- [38] J. Han, J. Pei, and H. Tong, *Data Mining: Concepts and Techniques*. Morgan kaufmann, 2022.
- [39] Y. Yang, X. Xia, D. Lo, T. Bi, J. Grundy, and X. Yang, "Predictive models in software engineering: Challenges and opportunities," *ACM Transactions on Software Engineering and Methodology*, vol. 31, no. 3, pp. 1–72, 2022.
- [40] S. Minaee, N. Kalchbrenner, E. Cambria, N. Nikzad, M. Chenaghlu, and J. Gao, "Deep learning-based text classification: A comprehensive review," *ACM Computing Surveys*, vol. 54, no. 3, pp. 1–40, 2021.
- [41] Y. Kim, "Convolutional neural network for sentence classification," in *Proceedings of the 2014 Conference on Empirical Methods in Natural Language Processing (EMNLP)*. Doha, Qatar: ACL, 2014, pp. 1746–1751.
- [42] H. He and E. A. Garcia, "Learning from imbalanced data," *IEEE Transactions on Knowledge and Data Engineering*, vol. 21, no. 9, pp. 1263–1284, 2009.
- [43] T. G. Dietterich, "Ensemble methods in machine learning," in *Proceedings of the 1st International Workshop of Multiple Classifier Systems (MCS)*. Cagliari, Italy: Springer, 2000, pp. 1–15.
- [44] B. A. Kitchenham and S. L. Pfleeger, "Personal opinion surveys," in *Guide to Advanced Empirical Software Engineering*. Springer, 2008, pp. 63–92.
- [45] T. C. Lethbridge, S. E. Sim, and J. Singer, "Studying software engineers: Data collection techniques for software field studies," *Empirical Software Engineering*, vol. 10, no. 3, pp. 311–341, 2005.
- [46] A. R. Nasab, M. Shahin, P. Liang, M. Basiri, S. H. Raviz, H. Khalajzadeh, M. Waseem, and A. Naseri, "Automated identification of security discussions in microservices systems: Industrial surveys and experiments," *Journal of Systems and Software*, p. 111046, 2021.
- [47] H. Khalajzadeh, M. Shahin, H. O. Obie, P. Agrawal, and J. Grundy, "Supporting developers in addressing human-centric issues in mobile apps," *arXiv preprint arXiv:2203.12212*, 2022.
- [48] S. Adolph, W. Hall, and P. Kruchten, "Using grounded theory to study the experience of software development," *Empirical Software Engineering*, vol. 16, no. 4, pp. 487–513, 2011.
- [49] Y. Qi, D. Sachan, M. Felix, S. Padmanabhan, and G. Neubig, "When and why are pre-trained word embeddings useful for neural machine translation?" in *Proceedings of the 2018 Conference of the North American Chapter of the Association for Computational Linguistics (NAACL)*. New Orleans, Louisiana, USA: ACL, 2018, pp. 529–535.
- [50] A. Radford, K. Narasimhan, T. Salimans, I. Sutskever et al., "Improving language understanding by generative pre-training," 2018.
- [51] Z. Liu, X. Xia, A. E. Hassan, D. Lo, Z. Xing, and X. Wang, "Neural-machine-translation-based commit message generation: How far are we?" in *Proceedings of the 33rd ACM/IEEE International Conference on Automated Software Engineering (ASE)*. Montpellier, France: ACM, 2018, pp. 373–384.
- [52] W. Fu and T. Menzies, "Easy over hard: A case study on deep learning," in *Proceedings of the 11th joint meeting on Foundations of Software Engineering (FSE)*. Paderborn, Germany: ACM, 2017, pp. 49–60.
- [53] E. Sesari, M. Hort, and F. Sarro, "An empirical study on the fairness of pre-trained word embeddings," in *Proceedings of the 60th Annual Meeting of the Association for Computational Linguistics (ACL)*. Dublin, Ireland: ACL, 2022, pp. 129–144.
- [54] X. Ren, Z. Xing, X. Xia, D. Lo, X. Wang, and J. Grundy, "Neural network-based detection of self-admitted technical debt: From performance to explainability," *ACM Transactions on Software Engineering and Methodology*, vol. 28, no. 3, pp. 1–45, 2019.
- [55] Y. Li, M. Soliman, and P. Avgeriou, "Identifying self-admitted technical debt in issue tracking systems using machine learning," *Empirical Software Engineering*, vol. 27, no. 6, p. 131, 2022.
- [56] L. K. Hansen and P. Salamon, "Neural network ensembles," *IEEE transactions on pattern analysis and machine intelligence*, vol. 12, no. 10, pp. 993–1001, 1990.
- [57] C. Wohlin, P. Runeson, M. Höst, M. C. Ohlsson, B. Regnell, and A. Wesslén, *Experimentation in Software Engineering*. Springer Science & Business Media, 2012.
- [58] F. Peters, T. T. Tun, Y. Yu, and B. Nuseibeh, "Text filtering and ranking for security bug report prediction," *IEEE Transactions on Software Engineering*, vol. 45, no. 6, pp. 615–631, 2017.
- [59] X. Han, A. Tahir, P. Liang, S. Counsell, K. Blincoe, B. Li, and Y. Luo, "Code smells detection via modern code review: A study of the openstack and qt communities," *Empirical Software Engineering*, vol. 27, no. 6, p. 127, 2022.
- [60] I. El Asri, N. Kerzazi, G. Uddin, F. Khomh, and M. J. Idrissi, "An empirical study of sentiments in code reviews," *Information and Software Technology*, vol. 114, pp. 37–54, 2019.
- [61] A. Uchôa, C. Barbosa, W. Oizumi, P. Blenilio, R. Lima, A. Garcia, and C. Bezerra, "How does modern code review impact software design degradation? an in-depth empirical study," in *Proceedings of the 36th IEEE International Conference on Software Maintenance and Evolution (ICSME)*. Adelaide, Australia: IEEE, 2020, pp. 511–522.
- [62] M. Paixão, A. Uchôa, A. C. Bibiano, D. Oliveira, A. Garcia, J. Krinke, and E. Arvonio, "Behind the intents: An in-depth empirical study on software refactoring in modern code review," in *Proceedings of the 17th International Conference on Mining Software Repositories (MSR)*. Seoul, South Korea: ACM, 2020, pp. 125–136.

- [63] J. Brunet, R. A. Bittencourt, D. Serey, and J. Figueiredo, "On the evolutionary nature of architectural violations," in *Proceedings of the 19th Working Conference on Reverse Engineering (WCRE)*. Kingston, ON, Canada: IEEE, 2012, pp. 257–266.
- [64] R. Terra, M. T. Valente, K. Czarnecki, and R. S. Bigonha, "A recommendation system for repairing violations detected by static architecture conformance checking," *Software: Practice and Experience*, vol. 45, no. 3, pp. 315–342, 2015.
- [65] C. Maffort, M. T. Valente, R. Terra, M. Bigonha, N. Anquetil, and A. Hora, "Mining architectural violations from version history," *Empirical Software Engineering*, vol. 21, no. 3, pp. 854–895, 2016.
- [66] E. A. AlOmar, M. W. Mkaouer, and A. Ouni, "Toward the automatic classification of self-affirmed refactoring," *Journal of Systems and Software*, vol. 171, p. 110821, 2021.
- [67] T. Hey, J. Keim, A. Koziolok, and W. F. Tichy, "Norbert: Transfer learning for requirements classification," in *Proceedings of the 28th IEEE International Requirements Engineering Conference (RE)*. Zurich, Switzerland: IEEE, 2020, pp. 169–179.