

# Fair Learning to Rank with Distribution-free Risk Control

Ruocheng Guo, Jean-François Ton

ByteDance Research

UK

{ruocheng.guo,jeanfrancois}@bytedance.com

Yang Liu

ByteDance Research

USA

yang.liu01@bytedance.com

## Abstract

Learning to Rank (LTR) methods are vital in online economies, affecting users and item providers. Fairness in LTR models is crucial to allocate exposure proportionally to item relevance. The deterministic ranking model can lead to unfair exposure distribution when items with the same relevance receive slightly different scores. Stochastic LTR models, incorporating the Plackett-Luce (PL) model, address fairness issues but have limitations in computational cost and performance guarantees. To overcome these limitations, we propose FairLTR-RC, a novel post-hoc model-agnostic method. FairLTR-RC leverages a pretrained scoring function to create a stochastic LTR model, eliminating the need for expensive training. Furthermore, FairLTR-RC provides finite-sample guarantees on a user-specified utility using distribution-free risk control framework. By additionally incorporating the Thresholded PL (TPL) model, we are able to achieve an effective trade-off between utility and fairness. Experimental results on several benchmark datasets demonstrate that FairLTR-RC significantly improves fairness in widely-used deterministic LTR models while guaranteeing a specified level of utility.

## ACM Reference Format:

Ruocheng Guo, Jean-François Ton and Yang Liu. 2023. Fair Learning to Rank with Distribution-free Risk Control. In *Proceedings of (Conference acronym 'XX)*. ACM, New York, NY, USA, 12 pages. <https://doi.org/XXXXXXX.XXXXXXX>

## 1 Introduction

Learning to rank (LTR) relies on machine learning to optimize rankings of items in applications such as search and recommendation [1, 2]. LTR models play a vital role in online multi-sided economies involving users, item providers and the platform (e.g., e-commerce website), where they have impact on the exposure of items. They are influential on the economic outcomes of entities such as sellers, job candidates, and content creators [3, 4].

A LTR model is typically composed of two components. The first component is a scoring function. Given a query and a set of potential items to be recommended, it predicts ranking scores for these items based on the predicted relevance to the user's query. The second component is a ranking model, which generates a ranking list of products using the scores from stage 1. Traditional LTR models generally employ deterministic ranking models, such as sorting items in accordance to their ranking scores.

Permission to make digital or hard copies of all or part of this work for personal or classroom use is granted without fee provided that copies are not made or distributed for profit or commercial advantage and that copies bear this notice and the full citation on the first page. Copyrights for components of this work owned by others than ACM must be honored. Abstracting with credit is permitted. To copy otherwise, or republish, to post on servers or to redistribute to lists, requires prior specific permission and/or a fee. Request permissions from [permissions@acm.org](mailto:permissions@acm.org).  
*Conference acronym 'XX, August 06–10, 2023, Long Beach, CA*

© 2023 Association for Computing Machinery.  
ACM ISBN 978-1-4503-XXXX-X/18/06...\$15.00  
<https://doi.org/XXXXXXX.XXXXXXX>

Given the growing impact of LTR on online platforms, the demands for fair allocation of exposure among items [5–8] has significantly increased. In current literature, fair allocation dictates that the exposure of an item in ranked lists should be proportional to its relevance to the query. However, deterministic ranking models can often result in unfair distribution of exposure. For instance, with a pretrained scoring function that is not 100% accurate, two products with identical relevance can have slightly different ranking scores. With deterministic ranking models, this would result in severely unequal allocation of exposure as the item with higher ranking score will always be ranked at the a higher position [5].

In response to the inherent issue of deterministic LTR models w.r.t. exposure-based fairness, there has been a shift towards stochastic LTR models. One such representative incorporates the Plackett-Luce (PL) ranking model [9]. The PL ranking model predicts a distribution of ranking lists based on ranking scores. This enables us to sample multiple ranking lists from it, this significantly improving exposure fairness, especially in cases where multiple items have slightly different scores but the same relevance [5].

However, challenges arise when integrating scoring functions from deterministic models into the PL model, as they are not designed to optimize the expected performance under predicted ranking distributions. In addition, training scoring functions with the PL model is computationally intensive, requiring computing gradients from numerous sampled ranking lists. Finally, the lack of guarantees on ranking performance when we replace deterministic LTR models with the existing stochastic ones presents a significant obstacle to their widespread adoption in real-world applications.

To address these challenges, we present Fair Learning to Rank with Distribution-free Risk Control (FairLTR-RC), a post-hoc, model-agnostic approach for exposure-based fairness in LTR. By incorporating the framework of conformal prediction [10–13] into the LTR setting. Our proposed method incorporates a novel partially stochastic ranking model – Thresholded PL (TPL) ranking model, which offers a delicate trade-off between fairness and utility in a post-hoc manner. TPL can work with pretrained scoring function from deterministic LTR models. This circumvents the expensive training needed by existing stochastic LTR models. In addition, FairLTR-RC provides theoretically supported finite-sample guarantees, assuring a specified performance level even under constrained data settings. and utility by ensuring the utility of our LTR models will not fall below a predetermined threshold.

The contributions of this paper are as follows:

- First, we propose FairLTR-RC, a post-hoc, model-agnostic method that efficiently transforms pre-trained scoring functions from deterministic LTR models, into stochastic ones this avoiding expensive training procedures.

- Second, our method extends distribution-free risk control to LTR. FairLTR-RC achieves a specified level of utility with high probability, despite its stochastic nature.
- Third, extensive experimental results on popular LTR datasets show that FairLTR-RC enhances fairness of various scoring functions (CatBoost [14], LightGBM [15], and Neural Networks) pretrained with deterministic ranking models, while maintaining the specified level of utility.

## 2 Preliminaries

In this section, we begin by outlining the notation used throughout the paper. Next, we provide a formal definition of a LTR model, which consists of a scoring function and a ranking model. Following that, we introduce definitions for utility and exposure-based fairness measures within the context of Learning to Rank (LTR). Lastly, we conclude this section by presenting our problem statement.

**Notations.** For a query  $q$ , there exists  $n_q$  candidate documents  $\mathcal{D}^q = \{d_1^q, \dots, d_{n_q}^q\}$  to be ranked. Each document  $d_i^q$  is described by a tuple  $(\mathbf{x}_i^q, \rho(d_i^q))$ , where the feature vector  $\mathbf{x}_i^q \in \mathcal{X}$  describes the item and its relationship to the query  $q$ . For example, features used in e-commerce search can include the price of the item and the average price of items clicked from the query. And  $\rho(d_i^q)$  is the relevance of document  $d_i^q$  annotated by human experts. We assume that the relevance is given for each item corresponding to the queries in the training, validation and calibration set, but unknown for the test set. For simplicity of notation, we will omit the subscript  $i$  and the superscript  $q$  when they are not necessary. A top- $K$  ranking  $\mathbf{y} = [y_1, \dots, y_K] \in \mathcal{Y}$  is a sorted list of  $K$  items, where  $y_k = d$  means item  $d$  is ranked at the  $k$ -th position in  $\mathbf{y}$ , where  $\mathcal{Y}$  is the space of permutations. Let  $\mathbf{y}_{1:k}$  be the sublist including first  $k \leq K$  elements of  $\mathbf{y}$ .

**Scoring Function and Ranking Model.** Here, we formally define the scoring function and the ranking model of a LTR model. First, given query  $q$  and its item set  $\mathcal{D}^q$ , a scoring function  $f: \mathcal{X} \rightarrow \mathbb{R}$  maps the feature vectors of each item  $d$  to its ranking scores  $s(d)$ . In this work, we assume that the scoring function  $f$  is fixed and ranking scores  $s(d)$  are given for  $d \in \mathcal{D}^q$ . Second, a ranking model  $\pi: \mathbb{R}^{n_q} \times \mathcal{Y} \rightarrow [0, 1]$  which maps the scores of all items in  $\mathcal{D}^q$  and a ranking  $\mathbf{y}$  to its probability to be sampled. Thus, a ranking model  $\pi(\{s(1), \dots, s(n_q)\}, \mathbf{y})$  predicts a distribution of rankings for each query  $q$ . For simplicity of notations, we denote the predicted distribution of rankings for query  $q$  as  $\pi^q(\mathbf{y})$ . Then, a deterministic LTR model comes with  $\pi^q(\mathbf{y}) = 1$  for a certain ranking  $\mathbf{y}$ , and  $\pi^q(\mathbf{y}') = 0$  for  $\mathbf{y}' \neq \mathbf{y}$ . While a stochastic model can have  $\pi^q(\mathbf{y}) > 0$  for multiple different rankings  $\mathbf{y}$ .

The PL ranking model is adopted for improving exposure-based fairness [5, 7, 8]. PL models predict a distribution of rankings for fairer allocation of exposure among items.

Given query  $q$  and the set of items  $\mathcal{D}^q$ , their ranking scores  $s(d)$ ,  $d \in \mathcal{D}^q$ , and the sampled items for positions  $1, \dots, k-1$ , denoted by  $\mathbf{y}_{1:k-1}$ , the PL ranking model [9] samples an item  $d$  for position  $k$  from  $\pi_{PL}(\mathbf{y}) = \prod_{k=1}^K p_{PL}(d|\mathbf{y}_{1:k-1})$  with:

$$p_{PL}(d|\mathbf{y}_{1:k-1}) = \frac{\mathbb{1}(d \notin \mathbf{y}_{1:k-1}) \exp(s(d)/\tau)}{\sum_{d' \in \mathcal{D}^q \setminus \mathbf{y}_{1:k-1}} \exp(s(d')/\tau)}, \quad (1)$$

where  $\tau$  is the temperature. However, training such stochastic LTR models is expensive, which requires sampling at least 100 ranking lists for each query [5, 7, 16] and compute gradients of model parameters based on these samples.

**Utility and Fairness Metrics.** Given the definitions above, here, we define the utility and exposure-based fairness for a LTR model. In LTR, the utility function considers the ranking of each item by weighting each position  $k$  with weight  $\theta_k$ . The utility of a ranking model  $\pi$  on query  $q$  can be defined as [7]:

$$U^q(\pi) = \sum_{\mathbf{y} \in \mathcal{Y}} \pi^q(\mathbf{y}) \sum_{k=1}^K \theta_k \cdot \rho(y_k),$$

which leads to the overall utility  $U(\pi) = \mathbb{E}_q[U^q(\pi)]$ . If we choose  $\theta_k = \frac{\mathbb{1}[k \leq K]}{\log_2(1+k)}$ , then  $U(\pi|q)$  is DCG@K. Let iDCG@k be the maximal DCG@k for a given query  $q$  at position  $k$ , then  $U^q(\pi)$  is NDCG@K if  $\theta_k = \frac{\mathbb{1}[k \leq K]}{\log_2(1+k) \times \text{iDCG@k}}$ , which measures the normalized exposure of items ranked at position  $k$ . In this work, we consider bounded utility function  $U^q(\pi) \in [0, 1]$ . Thus, the utility risk to be controlled is  $R_{util}(\pi) = 1 - U(\pi)$ , e.g.,  $1 - \text{NDCG@K}$ .

Fairness in ranking deals with the allocation of exposure over items. Exposure measures the probability of users to examine a certain position. The widely used utility metric NDCG@K is based on the logarithmic reduction of exposure proportional to the position. To measure item exposure fairness, we first define exposure of item  $d$  under the ranking model  $\pi$  as

$$\mathcal{E}^q(d; \pi) = \sum_{\mathbf{y}} \pi^q(\mathbf{y}) \sum_{k=1}^K \theta_k \cdot \mathbb{1}[y_k = d],$$

where  $\mathbb{1}[y_k = d]\theta_k$  is the exposure of item  $d$  in the ranking  $\mathbf{y}$ . Intuitively, it measures the mean exposure of item  $d$  in the rankings sampled from the predicted distribution  $\pi^q(\mathbf{y})$ . Let  $\mathcal{E}(d)$  denote  $\mathcal{E}^q(d; \pi)$  when  $q$  and  $\pi$  can be dropped. Based on this, we can define a disparity measure for exposure-based fairness in ranking.

**Exposure-based Fairness in Ranking** [5, 7, 17]. In this work, we focus on fair allocation of exposures to items. Singh and Joachims [5] first propose a fairness notion: the exposure of an item  $\mathcal{E}(d)$  should be proportional to its relevance  $\rho(d)$ . They compute the average difference of the exposure-relevance ratio  $\frac{\mathcal{E}(d)}{\rho(d)} - \frac{\mathcal{E}(d')}{\rho(d')}$  between each pair of items for each query. Oosterhuis [7] proposes a variant of this disparity metric, which handlew the cases for the items with 0 relevance but was ranked in top- $K$ . Given the ranking model  $\pi$ , the disparity measure for exposure-based fairness is defined as [5, 7]

$$R_{fair}^q(\pi) = \frac{2 \sum_{d \in \mathcal{D}^q} \sum_{d' \in \mathcal{D}^q \setminus \{d\}} \ell(\mathcal{E}^q(d; \pi)\rho(d'), \mathcal{E}^q(d'; \pi)\rho(d))}{|\mathcal{D}^q|(|\mathcal{D}^q| - 1)},$$

where  $\mathcal{D}^q \setminus \{d\}$  denotes  $\mathcal{D}^q \setminus \{d\}$  and  $\ell(a, b)$  is  $(a - b)^2$ . Let  $R_{fair}(\pi) = \mathbb{E}_q[R_{fair}^q(\pi)]$  be the expectation over queries. Intuitively,  $R_{fair}^q(\pi)$  measures how is the exposure of items under the ranking model  $\pi$  different from the ideal case where the exposure is proportional to the relevance,  $\frac{\mathcal{E}(d)}{\rho(d)} = \frac{\mathcal{E}(d')}{\rho(d')}$ , for all pairs of items  $d, d' \in \mathcal{D}^q$ .

**Problem Statement.** This work examines a real-world situation. For any pretrained scoring function  $f$ , we aim to improve exposure-based fairness of the LTR model via a post-hoc method while maintaining a satisfactory level of utility (e.g., NDCG@K is no less than a certain level) with high probability.

Given query  $q$  and the candidate items  $\mathcal{D}^q$ , and a fixed scoring function  $f$ , the goal is to optimize the ranking model  $\pi$  to minimize the disparity with a simultaneous guarantee on the utility, i.e.,

$$\min_{\pi} R_{fair}(\pi) \text{ s.t. } P(R_{util}(\pi) \leq \alpha) \geq 1 - \delta, \quad (2)$$

where  $\alpha \in (0, 1)$  ( $1 - \alpha$ ) is the desired risk (utility) level, and  $1 - \delta \in (0, 1)$  is the desired coverage rate.

### 3 Methodology

In this section, the background of distribution-free risk control is introduced, followed by the proposed framework.

#### 3.1 Background: Distribution-free Risk Control

Distribution-free risk control is a post-hoc model-agnostic method based on split conformal prediction. It uses a calibration set  $\mathcal{Q}_{cal}$  to determine the value of a set of model parameters s.t.

Let  $\mathcal{T}(\lambda)$  be a set-valued function with a scalar parameter  $\lambda$  (e.g., a threshold on item scores) that predicts a set of items. Given a bounded risk function  $R(\mathcal{T}(\lambda)) \in [0, B]$  that measures the expected loss of  $\mathcal{T}(\lambda)$  over queries, we define a Risk Controlling Prediction Set [11]. For simplicity, let  $R(\lambda)$  denote  $R(\mathcal{T}(\lambda))$ . Distribution-free risk control [11] uses an independent and identically distributed (i.i.d.) data split as the calibration set  $\mathcal{Q}_{cal}$  to select  $\lambda$  for the set-valued functions  $\mathcal{T}(\lambda)$  s.t. the risk function  $R$  is guaranteed on the test set  $\mathcal{Q}_{test}$ . In our setting, set-valued functions predict a set of items for each position in the ranking. The connection between set-valued functions and ranking models is shown in Section 3.2.

**Risk Controlling Prediction Set [11].** Given a desired risk level  $\alpha \in [0, B]$  and tolerance rate  $\delta \in (0, 1)$ , a set-valued function  $\mathcal{T}(\lambda)$  is a  $(\alpha, \delta)$  risk-controlling prediction set iff

$$P(R(\lambda) \leq \alpha) \geq 1 - \delta \quad (3)$$

Intuitively, in our setting, this means the probability of observing the risk function  $R \leq \alpha$  is at least  $1 - \delta$  across repeated runs with different random data splits when the set-valued function  $\mathcal{T}(\lambda)$  is applied. Then, the following assumptions are employed.

- Nesting Properties.  $\lambda < \lambda' \Rightarrow \mathcal{T}(\lambda) \subset \mathcal{T}(\lambda')$ ,  $\mathcal{S} \subset \mathcal{S}' \Rightarrow R(\mathcal{S}) \geq R(\mathcal{S}')$  (4)
- Existence of an upper confidence bound (UCB)  $\hat{R}^+(\lambda)$  for the risk function. It satisfies  $P(R(\lambda) \leq \hat{R}^+(\lambda)) \geq 1 - \delta$ .

Under the aforementioned assumptions, Bates et al. [11] propose to select the threshold  $\hat{\lambda}$  on the calibration set  $\mathcal{Q}_{cal}$  s.t.  $\mathcal{T}(\hat{\lambda})$  is a  $(\alpha, \delta)$  risk-controlling prediction set. Intuitively, they select the  $\lambda$  s.t. any  $\lambda' \geq \lambda$  leads to UBC smaller than the desired level  $\alpha$  as

$$\hat{\lambda} = \inf \{\lambda \in \Lambda : \hat{R}^+(\lambda') < \alpha, \forall \lambda' \geq \lambda\}, \quad (5)$$

Then, [12] extends risk control to cases where the nesting properties are violated, which also allows multi-dimensional thresholds. The crux of [12] is hypothesis testing by the duality of p-values and concentration inequality, which selects a threshold by rejecting its corresponding null hypothesis  $R(\lambda) > \alpha$  with p-value smaller than  $\delta$ , where  $\lambda$  is the vector representing a multi-dimensional threshold.

In Section 3.3, we will present concrete instantiation of both UBC and p-value based risk control for ranking.

It can be infeasible to control risk at every level of  $\alpha$  for every data distribution [12]. For example, guaranteeing NDCG@K  $\geq 0.9$  may be unattainable given a subpar fixed scoring function  $f$ , where risk control methods should abstain from returning a threshold.

#### 3.2 Thresholded PL Ranking Model

Here, we propose the Thresholded PL (TPL) ranking model. Applying TPL on top of pretrained scoring functions from deterministic LTR models achieves an effective utility fairness trade-off. The TPL model is built upon set-valued functions, which enables distribution-free risk control for LTR. With parameters of the set-valued functions obtained from risk control algorithms, the TPL model provides a guarantee on a specified risk function.

Suppose we have access to a risk control score  $\tilde{s}(d)$  of each document  $d$ , which approximates the relevance of the item. We let  $\tilde{s}(d)$  be a function of the provided ranking score  $s(d)$  from the fixed scoring function  $f$ . We choose the probability to sample item  $d$  at the first position in the PL model,  $p(d|\emptyset, 0)$ . More detailed discussion on the choice of risk control score can be found in Appendix D. For each position  $k$ , the TPL ranking model uses a set-valued function  $\mathcal{T}(\lambda_k)$  to select items whose predicted scores are high enough for each position  $k$ , where  $\lambda_k$  is the threshold parameter for position  $k$ :

$$\mathcal{T}(\lambda_k) = \{d | \tilde{s}_d \geq \lambda_k, \forall d \notin \mathbf{y}_{1:k-1}\}, \quad (6)$$

where  $\mathbf{y}_{1:k-1} = \emptyset$  if  $k = 1$ . For each position  $k$ , TPL creates a distribution of the items selected based on the set-valued function  $\mathcal{T}(\lambda_k)$  defined in Eq. (6) and then combines them to predict a distribution of rankings as:

$$p(d|\mathbf{y}_{1:k-1}, \lambda_k) = \frac{\mathbf{1}(d \in \mathcal{T}(\lambda_k)) \exp(s_d/\tau)}{\sum_{d' \in \mathcal{T}(\lambda_k)} \exp(s_{d'}/\tau)}, \quad (7)$$

$$\pi(\mathbf{y}) = \prod_{k=1}^K p(d|\mathbf{y}_{1:k-1}, \lambda_k),$$

When  $\lambda_k$  takes extreme values, the TPL model will reduce to the PL and the deterministic ranking model. Specifically, when  $\lambda_k = 0$  and  $\lambda_k \geq \max\{\{\tilde{s}_d\}_{d \in \mathcal{D}^q \setminus \mathbf{y}_{1:k-1}}\}$  for  $k = 1, \dots, K$ , TPL is equivalent to PL and the deterministic ranking model, respectively. We verify this empirically in Section 4.2 (see Fig. 1).

In conformal prediction, it is often desired to have a small prediction set size  $|\mathcal{T}(\lambda_k)|$ , which is not the case here. To achieve the goal described by the problem statement (Eq. (2)), our method first finds a set of  $\lambda_k$  that is large enough for maintaining a guaranteed level of utility then adopts the minimal  $\lambda_k$  in the set for optimizing exposure-based fairness. More specifically, we aim to minimize  $R_{fair}$  under the constraint that the utility is guaranteed, which is equivalent to maximizing  $|\mathcal{T}(\lambda_k)|$  with items whose scores are at least  $\lambda_k$ . We discuss selecting  $\lambda_k$  through distribution-free risk control in Section 3.3. With the set-valued function  $\mathcal{T}(\lambda_k)$ , TPL can adapt to the distribution of scores to achieve this goal, compared to the PL model which samples any item from  $\mathcal{D}^q \setminus \mathbf{y}_{1:k-1}$  and the deterministic model which only takes the item with the highest score. When there are multiple items with high and similar scores, it is desired to include all of them in the prediction set. When there are two items with scores much higher than others, the prediction set should only include them.

### 3.3 Risk Control with Thresholded PL Model

Here, we describe the distribution-free risk control algorithm that selects thresholds for the TPL model to provide provable guarantees on the bounded risk function  $R_{util}$ . Given user-specified desired utility level  $1 - \alpha$  for a bounded list-wise utility function  $U$  (e.g., NDCG@K), our method utilizes the calibration set  $\mathcal{Q}_{cal}$  to find thresholds that provide guaranteed utility. Note that existing post-hoc methods for exposure-based fairness [6] are not able to provide such guarantees as they blindly optimize a weighted combination of utility and fairness objectives.

**Selecting Thresholds via Risk Control.** We leverage distribution-free risk control [10, 11] to learn thresholds  $\lambda = [\lambda_1, \dots, \lambda_K]$  for top-K positions s.t. the risk of the ranking model is under control, i.e.,  $P(R_{util}(\pi) \leq \alpha) \geq 1 - \delta$ , where  $R_{util}(\pi) = R_{util}(\pi(\lambda))$ . When the threshold is a vector, the nesting properties may not hold.

The risk control algorithm works as follows. First, we specify a search space  $\Lambda$  for the thresholds. Each value  $\lambda \in \Lambda$  corresponds to a null hypothesis  $R_{util}(\lambda) > \alpha$ . Then, for each value of  $\lambda$ , we test the null hypothesis on the calibration set  $\mathcal{Q}_{cal}$ , which is assumed to be exchangeable with the test data  $\mathcal{Q}_{test}$  [12]. Specifically, we aim to obtain the rejected values of  $\lambda$  through the hypothesis testing, which is associated with a specified UCB  $\hat{R}^+$  for the risk  $R_{util}$  as

$$\hat{\Lambda} = \{\lambda \in \Lambda | \hat{R}^+(\lambda) < \alpha\} \quad (8)$$

Finally, we choose  $\hat{\lambda} = \arg \min_{\lambda \in \hat{\Lambda}} R_{fair}(\lambda)$  to optimize fairness.

However, the computation can be inhibitive if brute-force grid search is performed to test all possible values of  $\lambda$  from a predefined grid with  $M$  values for each  $\lambda_k$ . This requires computing  $\hat{R}^+(\lambda)$  for  $M^K$  times, each of which includes computing the risk  $R_{util}$  on the calibration set. In this work, we overcome this issue by limiting the search space of  $\lambda$  with a heuristic, where we simply let each position use the same threshold  $\lambda$ , which empirically performs well. **Risk Control for LTR.** Here, we provide concrete instantiations of the UCB [11] and p-valued based risk control [12], which are crucial for determining the risk-controlling thresholds  $\hat{\Lambda}$ .

First, with the duality of concentration inequality and p-values in hypothesis testing, we adopt the widely adopted Hoeffding-Benktus (HB) inequality [11, 18, 19] which combines the two inequalities by taking the minimum of the p-values from the two inequality. The p-value associated with HB inequality is a function of the mean risk  $\hat{R}_{util}(\lambda)$  of the calibration set and the number of queries in the calibration set  $|\mathcal{Q}_{cal}|$  as:

$$p^{HB}(\lambda) = \min(\exp(-|\mathcal{Q}_{cal}|h_1(\hat{R}_{util}(\lambda) \wedge \alpha, \alpha)), \exp(1) \times p(\text{Bin}(n, \alpha) \leq \lceil |\mathcal{Q}_{cal}|\hat{R}_{util}(\lambda) \rceil)), \quad (9)$$

where  $h_1(a, b) = a \log(\frac{a}{b}) + (1 - a) \log(\frac{1-a}{1-b})$ ,  $\text{Bin}(n, \alpha)$  is the Binomial distribution and  $\lceil a \rceil$  takes the ceiling of the scalar  $a$ . Given the Hoeffding Benktus p-values computed by Eq. (9), we can obtain the set of selected thresholds  $\hat{\Lambda} = \{\lambda \in \Lambda | p^{HB}(\lambda) < \delta\}$  based on the p-value of its hypothesis and then take the minimal  $\lambda \in \hat{\Lambda}$  as it heuristically minimizes the disparity measure  $R_{fair}$ .

Second, besides the UCBs introduced in [11], we adopt a theory-backed UCB based on the DKWM inequality [20] for risk functions taking discrete values (e.g.,  $R_{util} = 1 - \text{NDCG@K}$ ).

$$\hat{R}^+ = R_{util}(\lambda) + \text{const.} \cdot \sqrt{\frac{\ln(2/\delta)}{2 \cdot |\mathcal{Q}_{cal}|}}. \quad (10)$$

where  $\text{const.}$  is a constant that depends on the set of loss values – we specify the details and provide the proof in Appendix A. With such a UCB, we can search for the minimal  $\lambda \in \Lambda$  that satisfies  $R^+ < \alpha$  (as in Eq. (5)) on the calibration set and obtain the guarantee by Theorem 1 of [11].  $R_{util}(\lambda)$  may not satisfy the nesting assumption (Eq. (4)), but we can find  $\tilde{R}_{util}(\lambda) = \max_{t \leq \lambda} R_{util}(t) \geq R_{util}$  that satisfies the assumption [21]. Then we can apply the UCBs on  $\tilde{R}_{util}$ .

## 4 Experiments

In this section, we perform experiments on popular LTR benchmark datasets with various pretrained scoring functions to answer the following research questions:

- RQ1: Can FairLTR-RC achieve effective trade-off between utility and exposure-based fairness?
- RQ2: Can FairLTR-RC achieve high marginal coverage rate on the risk function and improve exposure-based fairness at the same time?

### 4.1 Experimental Setup

**Datasets.** We consider two popular publicly available datasets for LTR: Yahoo!Webscope (Yahoo) [1] and MSLR-WEB30k (MSLR) [22].

Table 1 shows the statistics describing the widely used datasets for evaluating LTR models. We observe that Yahoo has more features and MSLR has more queries and much more items per query. These datasets consist of queries, their associated documents, and relevance labels in 0 – 4 indicating the expert-judged relevance between an item and a query. Each feature vector represents a query-document pair.

Similar to [13], to compute the coverage rate, we repeat the experiment 50 times by randomly splitting the original test set into calibration (25%) and test sets (75%). The scoring functions are pretrained on the training set and model selection is done by maximizing NDCG@5 on the validation set. Then, for risk control, the threshold  $\lambda$  is selected based on UCB or p-value computed on the calibration set. We compare the proposed FairLTR-RC with the deterministic and PL ranking model with mean and standard deviation of the test performance over these 50 runs.

Finally, we follow [16] to ignore all queries with no relevant documents for fair evaluation. It avoids arbitrarily assigning NDCG@K = 1 or 0 to such queries with any ranking, to prevent unfair comparisons. Thus, the NDCG@K reported in this work lower than those in the literature.

**Scoring Functions.** We use CatBoost [14], LightGBM (LGB) [15] and Neural Network (NN) as the pretrained scoring function. The NN is a three-layer MLP with sigmoid activation trained with LambdaLoss [23]. On top of the pretrained scoring functions, we apply the ranking models (deterministic, PL and TPL). More details about the experimental setup can be found in Appendix B.

To make the experiments comprehensive, we also compare our method with the state-of-the-art stochastic LTR models that train scoring function on the top of the PL model, including PL-Rank-3 [24], StochasticRank [25], and Policy Gradient [5], the results for which is in Appendix C.

**Evaluation Metrics.** We consider the widely used NDCG@5 as the utility metric. For exposure-based fairness, we follow [7] to adopt Eq. (2) with and  $\ell(a, b) = (a - b)^2$  to measure the mean squared

**Table 1: Statistics of the benchmark datasets**

	# queries (# items)			# features
	training	validation	original test	
Yahoo	19,944 (473,134)	6,983 (165,660)	2,994 (71,083)	700
MSLR-WEB30K	18,919 (2,270,296)	6,306 (753,611)	12,581 (747,218)	136

disparity  $R_{sq-fair}$ . It measures how the assigned exposure of an item is different from being proportional to its relevance.

For the guarantee, we repeat the experiment 50 times and report the marginal coverage on test sets with thresholds selected by risk control algorithms  $\hat{\lambda}$  as  $\sum_{t=1}^T \mathbb{1}(R_{util}(\hat{\lambda}) \leq \alpha)/T$ . We choose  $\alpha$  based on the performance of the original deterministic model.

## 4.2 Experimental Results

**Trade-off Results.** We first verify that the proposed TPL ranking model can achieve an effective trade-off between utility and fairness. As shown in Fig. 1, when the threshold  $\lambda$  increases, the utility (risk) of the TPL ranking model increases (decreases) while the disparity measure increases. In addition, we verify the claim that TPL model can reduce to the PL and deterministic model. When  $\lambda = 0$ , the TPL model reduces to the PL ranking model (Sto). When  $\lambda \geq \max(\tilde{s}_d)$ , TPL reduces to the deterministic ranking model (Det).

**Table 2: Coverage Results with thresholds  $\lambda$  selected by the p-value of Hoeffding-Benktus. Similar results for DKWM can be found in Appendix C.**

	Yahoo				
	Coverage	$1-\alpha$	NDCG@5	$1 - \frac{R_{sq-fair}}{R^*_{sq-fair}}$	# Abstain
CatBoost	100%	0.687	0.727	23.99%	2
LGB	100%	0.687	0.727	20.77%	0
NN	100%	0.641	0.673	35.05%	0
	MSLR				
	Coverage	$1-\alpha$	NDCG@5	$1 - \frac{R_{sq-fair}}{R^*_{sq-fair}}$	# Abstain
CatBoost	100%	0.449	0.481	16.08%	0
LGB	100%	0.449	0.480	13.29%	2
NN	100%	0.405	0.430	26.14%	0

**Coverage and Fairness Improvement.** Let  $U^*$  and  $R^*_{sq-fair}$  be the NDCG@5 and mean squared disparity of the pretrained deterministic LTR model, respectively. Results in Table 2 show that, with risk control based on Hoeffding-Benktus, in at least 48 out of 50 runs ( $\leq 2$  abstentions), our method achieves 100% coverage ( $\text{NDCG@5} \geq 1 - \alpha$ ). At the same time, our method improves fairness significantly with at least 13.29% drop in  $R_{sq-fair}$ . In practice, when the risk control method abstains from selecting any thresholds, we can set the threshold  $\lambda = 1$  to make TPL reduce to the deterministic ranking model. Fig. 3 in Appendix C shows distribution of NDCG@5 with thresholds selected by Hoeffding-Benktus and DKWM inequality.

## 5 Related Work

**Stochastic Ranking and Exposure-based Fairness.** Stochastic LTR models were initially adopted to address the challenge of optimizing ranking metrics, which are flat or discontinuous [16, 23, 25],

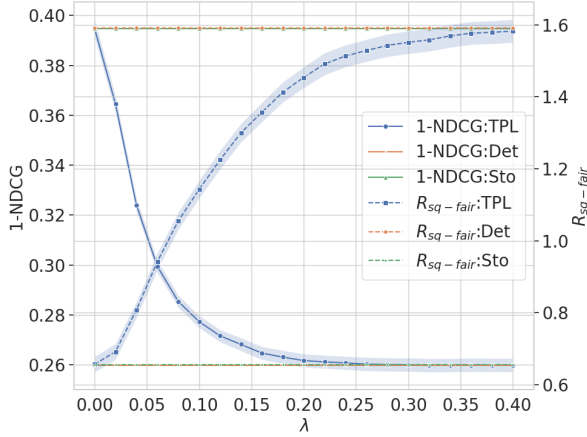
where it is shown that training scoring functions with the PL ranking model improves their ranking performance. In addition, the PL ranking model also can enable exploration for by the estimated uncertainty as it explicitly estimates uncertainty of the scoring function through the probability distribution from the PL ranking model [7]. This can be helpful when there exists samples (e.g., users, queries and items) with few interactions. Recently, stochastic LTR models are adopted to improve exposure-based fairness. Singh et al. [5] proposed the notion of exposure-based fairness and a policy gradient algorithm to train LTR models to optimize a combination of utility and fairness. [8] evaluated two types of stochastic ranking models including the PL model w.r.t. exposure-based fairness based on various click models. [7, 24] improve the efficiency of training scoring functions with the PL model for relevance and fairness. Different from them, our method transforms a pretrained scoring function from a deterministic LTR model to a stochastic one.

**Distribution-free Risk Control for Ranking.** Distribution-free risk control is based on split conformal prediction [10, 26]. Bates et al. [11] propose a method to predict an interval of a pair-wise score of items with guaranteed confidence. It abstains from predicting unconfident pairs. However, it does not directly provide guarantees on list-wise ranking performance. Angelopoulos et al. [13] apply Learn then Test [12] to the recall stage of recommendation systems, which predicts sets with items with scores higher than a threshold, with a guarantee on the expected ratio of false positives. Wang et al. [27] propose a method based on [11] to select a threshold for marginal guarantee on the number of candidates from each group and minimizes the prediction set size for each query, which is further extended to the scenario with noisy and biased implicit feedbacks (e.g., clicks) [28]. Different from the existing work, this work focuses on providing guarantee on widely used list-wise ranking metrics (e.g., NDCG@K).

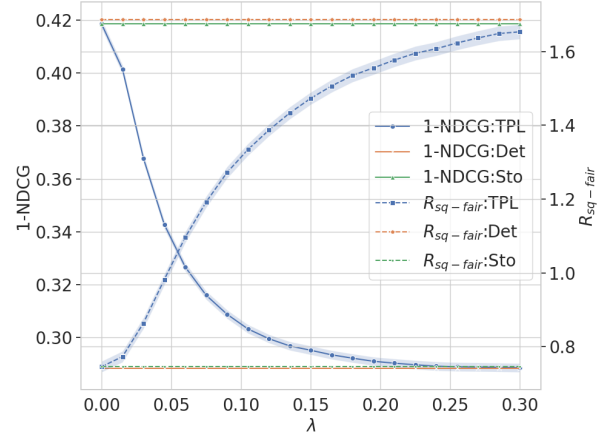
## 6 Conclusion

In this work, we propose FairLTR-RC, a post-hoc model-agnostic method for Fair Learning to Rank (LTR). It can create a stochastic LTR model with improved exposure-based fairness with a scoring function from a pretrained deterministic LTR model. With distribution-free risk control, our method can provide guarantee on a user-specified utility function. The integration of the Thresholded Plackett-Luce (TPL) model balances utility and fairness. FairLTR-RC avoids expensive training and provides guarantees on a specified metric based on distribution-free risk control. Results on benchmark datasets verify the effectiveness of our proposed method, improving fairness of state-of-the-art deterministic models while ensuring a predefined level of utility.

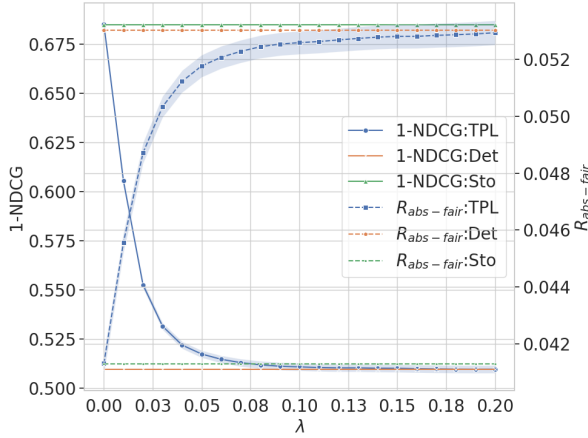
Despite its promising results, this work is not without limitations. FairLTR-RC may abstain from selecting thresholds with subpar



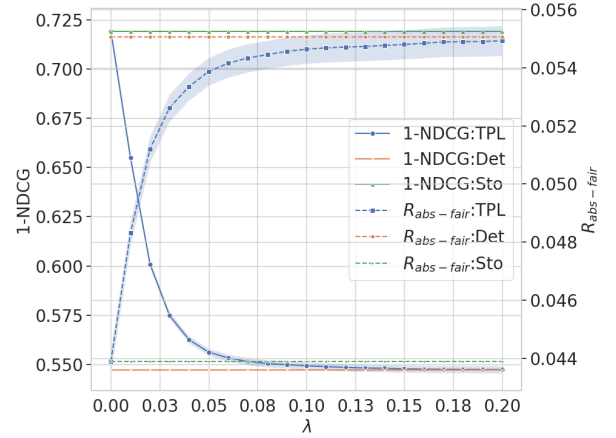
(a) CatBoost on Yahoo



(b) NN on Yahoo



(c) CatBoost on MSLR-WEB30K



(d) NN on MSLR-WEB30K

**Figure 1: Trade-off between utility and fairness achieved by TPL. The x-axis is the threshold  $\lambda$ , the left (right) y-axis is the risk  $R_{util} = 1 - \text{NDCG}@5$  (the disparity  $R_{sq-fair}$ ). Det and Sto are the deterministic and the PL ranking models. The shade is one standard deviation. As  $\lambda$  increases, TPL only includes items with higher scores, leading to lower risk and higher disparity. Complete results are in Fig. 2 of Appendix C.**

pretrained scoring functions, small calibration sets, conservative bounds in risk control methods, and when  $\alpha$  is too small.

## References

- [1] Olivier Chapelle and Yi Chang. Yahoo! learning to rank challenge overview. In *Proceedings of the learning to rank challenge*, pages 1–24. PMLR, 2011.
- [2] Tie-Yan Liu et al. Learning to rank for information retrieval. *Foundations and Trends® in Information Retrieval*, 3(3):225–331, 2009.
- [3] Rohan Ramanath, Hakan Inan, Gungor Polatkan, Bo Hu, Qi Guo, Cagri Ozcaglar, Xianren Wu, Krishnam Kenthapadi, and Sahin Cem Geyik. Towards deep and representation learning for talent search at linkedin. In *Proceedings of the 27th ACM International Conference on Information and Knowledge Management*, pages 2253–2261, 2018.
- [4] Changhua Pei, Yi Zhang, Yongfeng Zhang, Fei Sun, Xiao Lin, Hanxiao Sun, Jian Wu, Peng Jiang, Junfeng Ge, Wenwu Ou, et al. Personalized re-ranking for recommendation. In *Proceedings of the 13th ACM conference on recommender systems*, pages 3–11, 2019.
- [5] Ashudeep Singh and Thorsten Joachims. Policy learning for fairness in ranking. *Advances in Neural Information Processing Systems*, 32, 2019.
- [6] Marco Morik, Ashudeep Singh, Jessica Hong, and Thorsten Joachims. Controlling fairness and bias in dynamic learning-to-rank. In *Proceedings of the 43rd international ACM SIGIR conference on research and development in information retrieval*, pages 429–438, 2020.
- [7] Harrie Oosterhuis. Computationally efficient optimization of plackett-luce ranking models for relevance and fairness. In *Proceedings of the 44th International ACM SIGIR Conference on Research and Development in Information Retrieval*, pages 1023–1032, 2021.
- [8] Fernando Diaz, Bhaskar Mitra, Michael D Ekstrand, Asia J Biega, and Ben Carterette. Evaluating stochastic rankings with expected exposure. In *Proceedings of the 29th ACM international conference on information & knowledge management*, pages 275–284, 2020.
- [9] Robin L Plackett. The analysis of permutations. *Journal of the Royal Statistical Society: Series C (Applied Statistics)*, 24(2):193–202, 1975.
- [10] Anastasios N Angelopoulos and Stephen Bates. A gentle introduction to conformal prediction and distribution-free uncertainty quantification. *arXiv preprint arXiv:2107.07511*, 2021.
- [11] Stephen Bates, Anastasios Angelopoulos, Lihua Lei, Jitendra Malik, and Michael I. Jordan. Distribution-free, risk-controlling prediction sets. *Journal of the ACM*, 68(6), September 2021.
- [12] Anastasios N Angelopoulos, Stephen Bates, Emmanuel J Candès, Michael I Jordan, and Lihua Lei. Learn then test: Calibrating predictive algorithms to achieve risk

- control. *arXiv preprint arXiv:2110.01052*, 2021.
- [13] Anastasios N Angelopoulos, Karl Krauth, Stephen Bates, Yixin Wang, and Michael I Jordan. Recommendation systems with distribution-free reliability guarantees. *arXiv preprint arXiv:2207.01609*, 2022.
  - [14] Liudmila Prokhorenkova, Gleb Gusev, Aleksandr Vorobev, Anna Veronika Dorogush, and Andrey Gulin. Catboost: unbiased boosting with categorical features. *Advances in neural information processing systems*, 31, 2018.
  - [15] Guolin Ke, Qi Meng, Thomas Finley, Taifeng Wang, Wei Chen, Weidong Ma, Qiwei Ye, and Tie-Yan Liu. Lightgbm: A highly efficient gradient boosting decision tree. *Advances in neural information processing systems*, 30, 2017.
  - [16] Sebastian Bruch, Shuguang Han, Michael Bendersky, and Marc Najork. A stochastic treatment of learning to rank scoring functions. In *Proceedings of the 13th international conference on web search and data mining*, pages 61–69, 2020.
  - [17] Asia J Biega, Krishna P Gummadi, and Gerhard Weikum. Equity of attention: Amortizing individual fairness in rankings. In *The 41st international acm sigir conference on research & development in information retrieval*, pages 405–414, 2018.
  - [18] Vidmantas Bentkus. On hoeffding’s inequalities. 2004.
  - [19] Wassily Hoeffding. Probability inequalities for sums of bounded random variables. *The collected works of Wassily Hoeffding*, pages 409–426, 1994.
  - [20] Pascal Massart. The tight constant in the dvoretzky-kiefer-wolfowitz inequality. *The annals of Probability*, pages 1269–1283, 1990.
  - [21] Anastasios N Angelopoulos, Stephen Bates, Adam Fisch, Lihua Lei, and Tal Schuster. Conformal risk control. *arXiv preprint arXiv:2208.02814*, 2022.
  - [22] Tao Qin and Tie-Yan Liu. Introducing letor 4.0 datasets. *arXiv preprint arXiv:1306.2597*, 2013.
  - [23] Xuanhui Wang, Cheng Li, Nadav Golbandi, Michael Bendersky, and Marc Najork. The lambdaloss framework for ranking metric optimization. In *Proceedings of the 27th ACM international conference on information and knowledge management*, pages 1313–1322, 2018.
  - [24] Harrie Oosterhuis. Learning-to-rank at the speed of sampling: Plackett-luce gradient estimation with minimal computational complexity. *arXiv preprint arXiv:2204.10872*, 2022.
  - [25] Aleksei Ustimenko and Liudmila Prokhorenkova. Stochasticrank: Global optimization of scale-free discrete functions. In *International Conference on Machine Learning*, pages 9669–9679. PMLR, 2020.
  - [26] Harris Papadopoulos, Kostas Proedrou, Volodya Vovk, and Alex Gammerman. Inductive confidence machines for regression. In *Machine Learning: ECML 2002: 13th European Conference on Machine Learning Helsinki, Finland, August 19–23, 2002 Proceedings 13*, pages 345–356. Springer, 2002.
  - [27] Lequn Wang, Thorsten Joachims, and Manuel Gomez Rodriguez. Improving screening processes via calibrated subset selection. In *International Conference on Machine Learning*, pages 22702–22726. PMLR, 2022.
  - [28] Lequn Wang and Thorsten Joachims. Fairness in the first stage of two-stage recommender systems. *arXiv preprint arXiv:2205.15436*, 2022.

## A Proof

We will use the DKWM inequality to derive a general UCB with discrete risk  $R$ :

LEMMA A.1. *Given a natural number  $n$ , let  $Z_1, Z_2, \dots, Z_n$  be real-valued independent and identically distributed random variables with cumulative distribution function  $F(\cdot)$ . Let  $F_n$  denote the associated empirical distribution defined by*

$$F_n(z) = \frac{1}{n} \sum_i 1(Z_i \leq z), \quad z \in \mathbb{R}$$

Then  $\forall \delta \in (0, 1)$ , with probability at least  $1 - \delta$ ,

$$\sup_{z \in \mathbb{R}} |F(z) - F_n(z)| \leq \sqrt{\frac{\ln 2/\delta}{2n}}$$

In order to apply the aforementioned lemma, we have to show that the risk function  $R^q(\lambda) = \frac{1}{m} \sum_{j=1}^m l(\hat{y}^j, y^*)$  can be equivalently written as an indicator random variable w.r.t. a certain threshold  $\lambda$ . More specifically, when we take  $1 - \text{NDCG@K}$  as the risk function  $R$  and  $l$  as the 0-1 loss function. Each threshold  $\lambda$  corresponds to a certain probability that the best item is shown at the top position, which is denoted as  $z(\lambda)$ . Denote by  $Z_j$  a uniformly random variable defined on  $[0, 1]$ . Then

$$l(\hat{y}^j, y^*) = 1(Z_j \leq z(\lambda)),$$

and therefore

$$R^q(\lambda) = \frac{1}{m} \sum_{j=1}^m 1(Z_j \leq z(\lambda)).$$

The lemma can therefore apply. Since the lemma covers all  $z \in \mathbb{R}$ , it for sure will cover  $z(\lambda)$ .

Then we show how to generalize the argument to the case with multiple but discrete loss levels. Suppose the loss values are  $l_1, l_2, \dots, l_K$  and the chance of incurring a loss  $l_k$  is captured by an interval  $[z_{k-1}(\lambda), z_k(\lambda))$  with  $z_K(\lambda) = 1$ :

$$[0, z_1(\lambda)), [z_1(\lambda), z_2(\lambda)), \dots, [z_{K-1}(\lambda), 1)$$

Then

$$l(\hat{y}^j, y^*) = \sum 1(Z_j \leq z_k(\lambda)) + l_K,$$

where  $\sum$  denotes the summation  $\sum_{k=1}^{K-1} (l_k - l_{k+1})$ . Then, the empirical CDF can be written as

$$F_m(z_k(\lambda)) := \frac{1}{m} \sum_{j=1}^m 1(Z_j \leq z_k(\lambda))$$

With this we have

$$\begin{aligned} R^q(\lambda) &= \sum \cdot \frac{1}{m} \sum_{j=1}^m 1(Z_j \leq z_k(\lambda)) + l_k \\ &= \sum \cdot F_m(z_k(\lambda)) + l_k \end{aligned}$$

Then we can derive the following inequality

$$\begin{aligned} |R^q(\lambda) - \mathbb{E}[R^q(\lambda)]| &= |(\sum \cdot F_m(z_k(\lambda)) + l_k) - (\sum \cdot F(z_k(\lambda)) + l_k)| \\ &= |\sum \cdot (F_m(z_k(\lambda)) - F(z_k(\lambda)))| \\ &\leq \sum_{k=1}^{K-1} |l_k - l_{k+1}| \cdot |F_m(z_k(\lambda)) - F(z_k(\lambda))| \end{aligned}$$

Since for all  $z$  we have

$$|F_m(z) - F(z)| \leq \sqrt{\frac{\ln 2/\delta}{2m}}$$

Then

$$|R^q(\lambda) - \mathbb{E}[R^q(\lambda)]| \leq \sum_{k=1}^{K-1} |l_k - l_{k+1}| \cdot \sqrt{\frac{\ln 2/\delta}{2m}}, \forall \lambda.$$

**P-value for the DKWM Concentration Inequality.** Here, we provide a discussion on the p-value corresponding to the DKWM inequality based UCB. The DKWM inequality does not naturally come with a p-value as it is bounding the difference between the empirically CDF  $F_m(z)$  and the true one  $F(z)$ . The p-value upper bounds the probability of observing a deviation at least as large as the observed deviation. In our case, while we can approximate  $F_m(z)$  and  $\sqrt{\frac{\ln 2/\delta}{2m}}$ , the true CDF  $F(z)$  is unknown, the DKWM inequality tells us, for any  $z$ ,

$$p(\mathbb{E}[R(\lambda)] > \hat{R}(\lambda) + \sum_{k=1}^{K-1} |l_k - l_{k+1}| \sqrt{\frac{\ln 2/\delta}{2m}}) \leq \delta/2,$$

where  $\hat{R}$  is the mean risk computed on the calibration set  $\mathcal{Q}_{cal}$ .

Then, we are interested in the p-value which refers to the probability that a user-specified level of risk  $\alpha$  is larger than true mean of risk function  $\hat{R}(\lambda)$ :

$$p(\mathbb{E}[R(\lambda)] < \alpha). \quad (11)$$

Intuitively, if we know  $p(\mathbb{E}[R(\lambda)] < \alpha)$ , then we can choose the threshold  $\lambda$  accordingly to ensure that  $p(\mathbb{E}[R(\lambda)] < \alpha) \geq 1 - \delta$  to achieve the constraint in our problem statement in Eq. (2).

Without any assumption on the distribution of the true mean  $p(\mathbb{E}[R(\lambda)])$ , this implies that, for all  $\alpha \geq \hat{R}(\lambda) + 2 \sum_{k=1}^{K-1} |l_k - l_{k+1}| \sqrt{\frac{\ln 2/\delta}{2m}}$ , we can guarantee

$$p(\mathbb{E}[R(\lambda)] < \alpha) \geq 1 - \delta/2.$$

This is equivalent to

$$p(\mathbb{E}[R(\lambda)] < \alpha) \geq 1 - \delta,$$

with  $\alpha \geq \hat{R}(\lambda) + 2 \sum_{k=1}^{K-1} |l_k - l_{k+1}| \sqrt{\frac{\ln 1/\delta}{2m}}$ .

By assuming the distribution of  $p(R(\lambda))$  (e.g., normal distribution), we can compute this p-value by the CDF of  $R(\lambda)$ , which can further enable us to combine it with the existing p-value provided by Hoeffding-Benktus.

## B Experimental Setup Details

**CatBoost [14] and LightGBM [15].** We perform grid search following the benchmark repository of CatBoost for LTR<sup>1</sup>. In particular, we search the following hyperparameters: learning rate in  $\{0.03, 0.07, 0.15, 0.3\}$ , max\_bin in  $\{64, 128, 254\}$ , and max\_depth in  $\{4, 6, 8, 10\}$ . We select the best model is based on NDCG@5 in the validation set.

**Neural Network Scoring Function.** We follow the open-source code<sup>2</sup> of [24] to train the NN base model for our method and reproduce results of the state-of-the-art stochastic LTR models. Specifically, we use a three-layer MLP with sigmoid activation. The number of hidden units is 32, batch size is 256. Each model is trained

<sup>1</sup><https://github.com/catboost/benchmarks/tree/master/ranking>

<sup>2</sup><https://github.com/HarrieO/2022-SIGIR-plackett-luce>



for 100 epochs. A checkpoint is saved for each epoch. We select the checkpoint with highest NDCG@5 in the validation set.

## C Complete Experimental Results

Here, we demonstrate the complete experimental results.

### C.1 Complete Trade-off Results

Here, Fig. 2 shows the complete results of utility fairness trade-off for the two datasets with all three scoring functions pretrained with deterministic LTR models.

**Table 3: Coverage Results with thresholds  $\lambda$  selected by DKMW inequality.**

	Yahoo				
	Coverage	$1-\alpha$	NDCG@5	$1 - \frac{R_{sq-fair}}{R_{sq-fair}^*}$	# Abstain
CatBoost	100%	0.687	0.734	13.69%	16
LGB	100%	0.687	0.734	10.95%	16
NN	100%	0.641	0.682	30.37%	0
	MSLR				
	Coverage	$1-\alpha$	NDCG@5	$1 - \frac{R_{sq-fair}}{R_{sq-fair}^*}$	# Abstain
CatBoost	100%	0.449	0.484	11.19%	12
LGB	100%	0.449	0.483	8.39%	15
NN	100%	0.405	0.435	22.22%	0

### C.2 Complete Coverage Results

Here, we first show the coverage rates by DKWM inequality. We can observe that, compared to Hoeffding-Benktus, DKWM inequality leads to a less tight UCB. This explains why DKWM results in higher NDCG@5, less drop in the disparity measure  $R_{sq-fair}$  and larger number of abstentions. We leave finding a tighter bound than the Hoeffding-Benktus to future work.

Then, for the two datasets, we show more detailed results on coverage – the distributions of NDCG@5 with all three scoring functions in Fig. 3. We make the following observations.

- With thresholds selected by both Hoeffding-Benktus and DKWM, our method can achieve 100% coverage rate to provide the guarantee that  $NDCG@5 \geq 1 - \alpha$  on both datasets with all three scoring functions.
- The UCB of DKWM is less tight than that of Hoeffding-Benktus, leading to more conservative selection of thresholds, higher NDCG@5, worse improvement in fairness, and greater number of abstentions.

### C.3 Comparison with Stochastic LTR models

## D Score for Distribution-free Risk Control

Risk control (RC) score is a crucial design choice for distribution-free risk control [11, 12]. In TPL, RC score determines whether an item would be included in the prediction set  $\mathcal{T}(\lambda_k)$  for position  $k$ . A natural choice of RC score is the expected position-wise sampling probability  $\mathbb{E}_{y_{1:k-1}}[p(d|y_{1:k-1}, 0)]$  in the PL model, which is a calibrated measure of the predicted relevance of item  $d$  for position  $k$ . However, it can be computationally expensive to compute  $p(d|y_{1:k-1}, 0)$  for all possible  $(d, y_{1:k-1})$  when  $|\mathcal{D}^q|$  and  $k$  are

large. To decouple the score function of position  $k$  from the sampled partial rankings  $y_{1:k-1}$ , we propose to use the probability to sample  $d$  at the first position in the PL model, i.e.,  $p(d|\emptyset, 0)$ , as the RC score. Unlike the original ranking score  $s_d$ , as probability density,  $p(d|\emptyset, 0) \in [0, P^{max}]$  for  $d \in \mathcal{D}^q$  for all queries  $q$ , is always bounded. In addition, the maximum  $P^{max} = \max_d(p(d|\emptyset, 0))$  can be easily computed using the calibration set, making it convenient to obtain the range for the thresholds  $\lambda_k$  for creating the set of candidate thresholds  $\hat{\Lambda}$  for distribution-free risk control. Furthermore, it can be easily demonstrated that  $p(d|\emptyset, 0)$  exhibits monotonicity with respect to the expected position-wise sampling probability  $\mathbb{E}_{y_{1:k-1}}[p(d|y_{1:k-1}, 0)]$ .

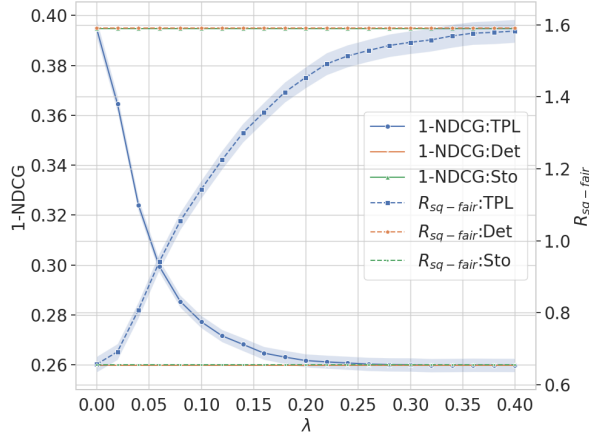
In practice, we use the softmax of normalized ranking scores from pretrained scoring function  $f$  as the scores:

$$s_d = (s_d^{raw} - \text{mean}(s^{raw})) / \text{std}(s^{raw}) \quad (12)$$

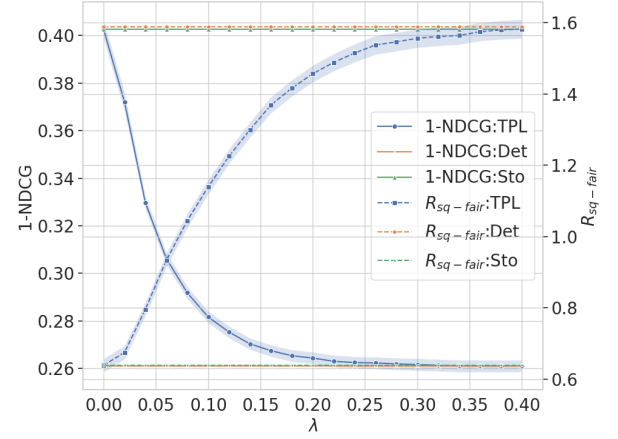
$$p_d = \text{softmax}(s_d),$$

where  $\text{mean}(s^{raw})$  and  $\text{std}(s^{raw})$  are the mean and standard deviation of the ranking scores computed on the validation set.

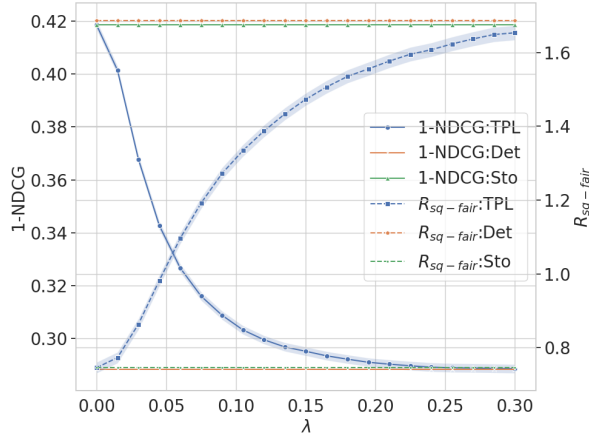
Empirically, we find it is much easier to design the range for searching  $\lambda$  if the scores are normalized. Recall that ranking scores are unbounded real values, normalizing them makes the range of scores, i.e.,  $p(d|\emptyset)$ , much easier to compute.



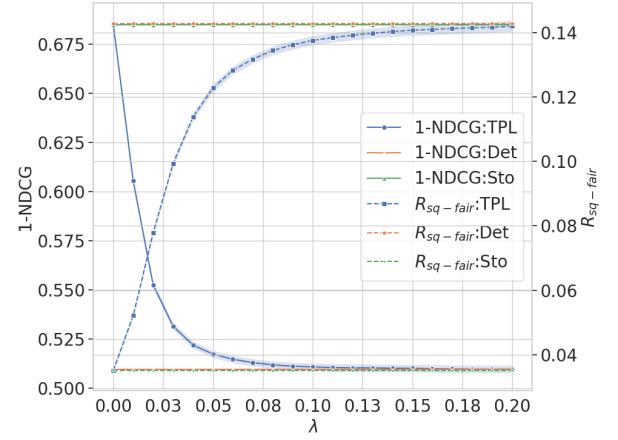
(a) CatBoost on Yahoo



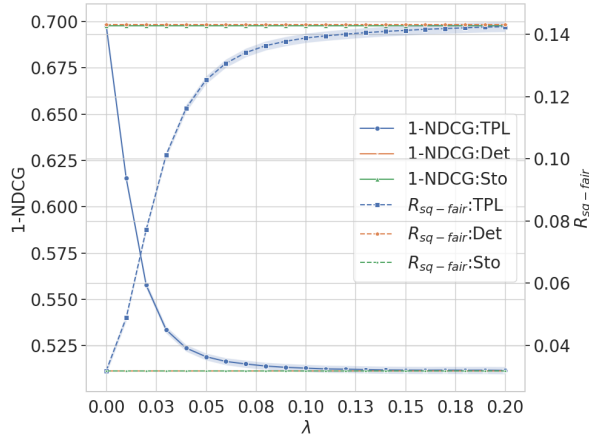
(b) LGB on Yahoo



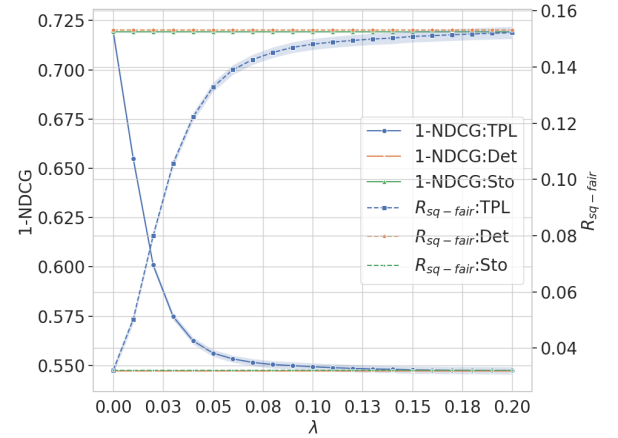
(c) NN on Yahoo



(d) CatBoost on MSLR-WEB30K

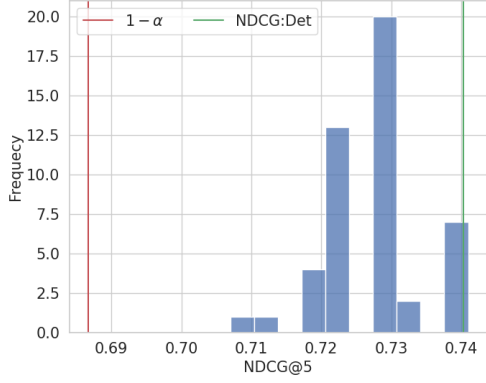


(e) CatBoost on MSLR-WEB30K

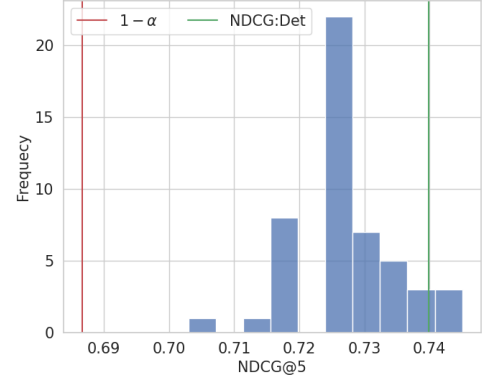


(f) NN on MSLR-WEB30K

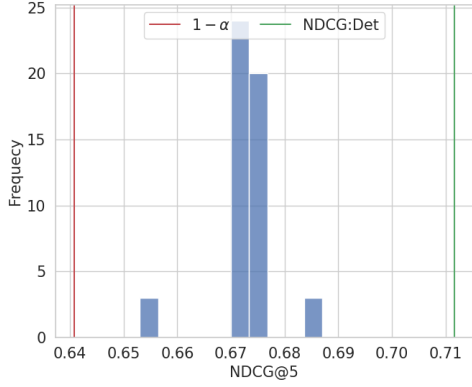
**Figure 2: Complete results for trade-off between utility and fairness achieved by TPL. The x-axis is the threshold  $\lambda$ , the left (right) y-axis is the risk  $R_{util} = 1 - \text{NDCG}@5$  (the disparity  $R_{sq-fair}$ ). Det and Sto are the deterministic and the PL ranking models. The shade is one standard deviation. As  $\lambda$  increases, TPL only includes items with higher scores, leading to lower risk and higher disparity.**



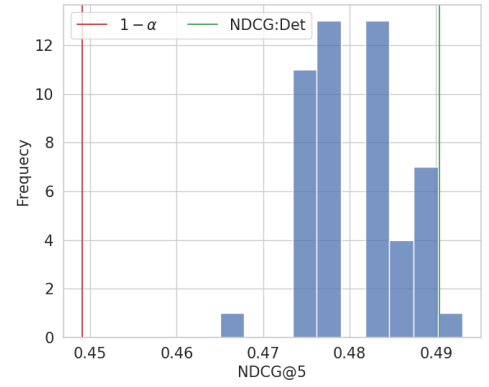
(a) CatBoost on Yahoo



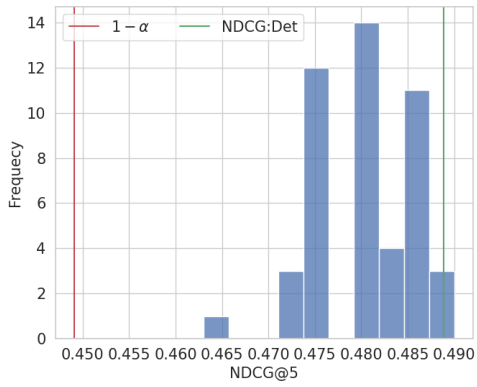
(b) LGB on Yahoo



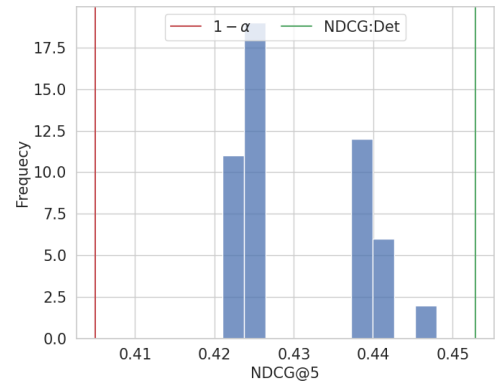
(c) NN on Yahoo



(d) CatBoost on MSLR

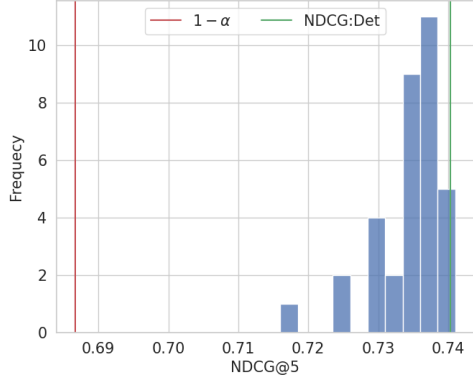


(e) LGB on MSLR

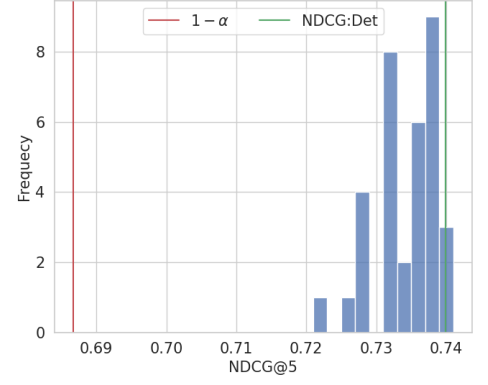


(f) NN on MSLR

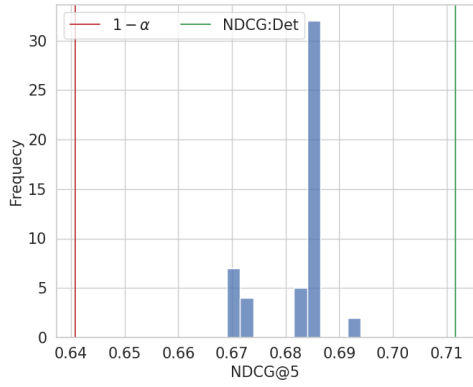
**Figure 3: Distribution of NDCG@5 achieved by FairLTR-RC over 50 runs with  $\lambda$  selected by Hoeffding-Benktus. The red (green) vertical line is the desired NDCG@5 level  $1 - \alpha = 0.9U^*$ .  $U^*$  is the NDCG@5 of the deterministic model.**



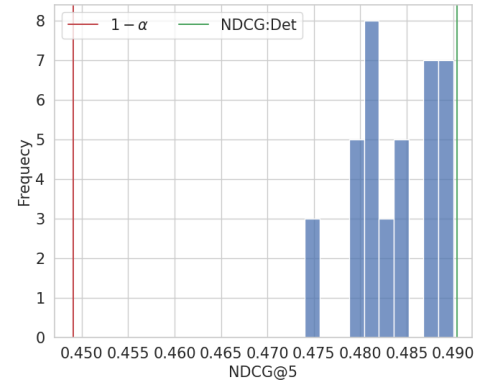
(a) CatBoost on Yahoo



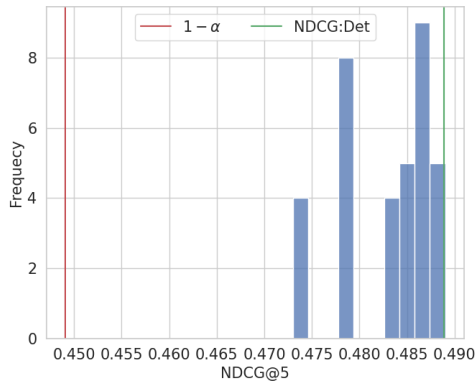
(b) LGB on Yahoo



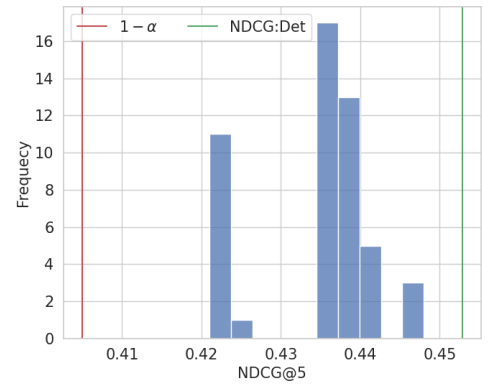
(c) NN on Yahoo



(d) CatBoost on Yahoo



(e) LGB on MSLR



(f) NN on MSLR

**Figure 4: Distribution of NDCG@5 achieved by FairLTR-RC over 50 runs with  $\lambda$  selected by DKWM inequality. The red (green) vertical line is the desired NDCG@5 level  $1 - \alpha = 0.9U^*$ .  $U^*$  is the NDCG@5 of the deterministic model. We also show the coverage rate, number of abstentions and  $R_{sq-fair}$ .**