

# Mitigating Prior Errors in Causal Structure Learning: Towards LLM driven Prior Knowledge

Lyuzhou Chen, Taiyu Ban, Xiangyu Wang\*, Derui Lyu, Huanhuan Chen\*

**Abstract**—Causal structure learning, a prominent technique for encoding cause and effect relationships among variables, through Bayesian Networks (BNs). Merely recovering causal structures from real-world observed data lacks precision, while the development of Large Language Models (LLM) is opening a new frontier of causality. LLM presents strong capability in discovering causal relationships between variables with the "text" inputs defining the investigated variables, leading to a potential new hierarchy and new ladder of causality. We aim an critical issue in the emerging topic of LLM based causal structure learning, to tackle erroneous prior causal statements from LLM, which is seldom considered in the current context of expert dominating prior resources. As a pioneer attempt, we propose a BN learning strategy resilient to prior errors without need of human intervention. Focusing on the edge-level prior, we classify the possible prior errors into three types: order-consistent, order-reversed, and irrelevant, and provide their theoretical impact on the Structural Hamming Distance (SHD) under the presumption of sufficient data. Intriguingly, we discover and prove that only the order-reversed error contributes to an increase in a unique acyclic closed structure, defined as a "quasi-circle". Leveraging this insight, a post-hoc strategy is employed to identify the order-reversed prior error by its impact on the increment of "quasi-circles". Through empirical evaluation on both real and synthetic datasets, we demonstrate our strategy's robustness against prior errors. Specifically, we highlight its substantial ability to resist order-reversed errors while maintaining the majority of correct prior knowledge.

**Index Terms**—Causal structure learning, Large Language Model, Prior error, Hard constrains, Bayesian network



## 1 INTRODUCTION

EXPLORING the "why" forms a critical focus in the novel generation of pattern analysis and machine intelligence [1], [2], [3], [4], where causal structure learning is an essential task of recovering causality among the variables of interest from observed data [5], [6], [7]. Recent advances in Large Language Model (LLM) have shown significant capability of providing high-quality information to capture domain knowledge causal mechanisms based on conceptual description of variables [8], which is happening to form a new ladder to the current three-stage of causality research according to Judea Pearl. However, LLM faces challenges of in providing prior causal knowledge compared to traditional expert ways, producing possible erroneous causal statements while enriching the available prior knowledge [9]. Existing causal structure learning methods necessitate rigorously verified priors in the current expert predominate resources, rarely concerning the prior errors. Therefore, this paper aims to devise a causal structure learning method with a human-independent nature of resisting unreliable priors.

Bayesian Networks (BNs) excel in analyzing cause-and-effect relationships among variables, owing to their capacity to represent causal and conditional independence relations as a Directed Acyclic Graph (DAG) [5], [6], [7]. However, deriving causal

structures solely from data is an NP-hard task and often lacks reliability on actual observed data. Guiding learning process with prior constraints can significantly rectify incorrect causal assertions [10], [11], [12], thereby motivating the exploration of priors to solve causality problems. The challenge lies in that existing causal structure learning methods necessitate rigorously verified priors, which are readily lost as application scenarios transition toward real-world conditions. Therefore, this paper aims to devise a causal structure learning method capable of resisting unreliable priors.

Current prior-based causal structure learning methods fall into two categories: hard constraint and soft constraint methods [13]. Hard constraints ensure the learned causal structures adhere strictly to every prior [14], but are not robust to prior errors. Soft constraints, commonly applied in score-based methods, use a graph-oriented scoring function to guide the selection of candidate graphs [15]. These methods score each candidate DAG  $G$  relative to the given data  $D$  and prior  $\lambda$  based on the Bayes' theorem as  $P_r(G|D, \lambda) \propto P_r(D|G) + P_r(G|\lambda)$  [16], [17], where  $P_r(D|G)$  estimates structure-data consistency, and  $P_r(G|\lambda)$  is the structure-prior consistency [18]. The form of  $P_r(G|\lambda)$  varies with the constraint type that  $\lambda$  stipulates, including edge-level, path-level, or order-level constraints [19], [20], [21]. This paper focuses on the most common prior, the existence of direct causality.

Although soft constraints could potentially rectify prior errors, they often lack the force required to ensure prior acceptance, thus prone to dismissing priors that conflict with data, even if correct. This conclusion stems from the conventional form of scores,  $P_r(D|G) + P_r(G|\lambda)$ , where the bonus score of  $P_r(G|\lambda)$ , obtained by adhering to prior, may not compensate for the penalty on  $P_r(D|G)$  arising from data conflict. Certainly, by assigning high confidence, a prior can be mostly accepted, but assigning

*This work was supported in part by the National Key R&D Program of China (No. 2021ZD0111700), in part by the National Nature Science Foundation of China (No. 62137002, 62176245), in part by the Key Research and Development Program of Anhui Province (No. 202104a05020011), in part by the Key Science and Technology Special Project of Anhui Province (No. 202103a07020002).*

*Lyuzhou Chen, Taiyu Ban, Xiangyu Wang, Derui Lyu and Huanhuan Chen are with the School of Computer Science and Technology, University of Science and Technology of China, 96 Jinzhai Rd, Hefei 230026, China.*

*\*Corresponding authors: Xiangyu Wang (sa312@mail.ustc.edu.cn) and Huanhuan Chen (hchen@ustc.edu.cn).*

suitable confidence to different priors remains an expert-intensive task. Moreover, if all priors are set with high confidence for acceptance, erroneous priors can be easily accepted, a notion that will be empirically verified by our experiment. Therefore, the hard constraints for guiding causal structure learning, which can fully leverage the effect of priors, are more popular in practice.

Aiming at hard constraint score-based methods, this paper investigates the mechanisms by which prior errors influence the learned structure, and then proposes a strategy to counteract prior errors. We categorize prior errors into order-consistent, order-reversed, and irrelevant errors. This paper demonstrates that an order-reversed prior could induce a significant Structural Hamming Distance (SHD) increase, while an order-consistent or irrelevant prior increases the SHD by at most one in the sense of independence equivalence<sup>1</sup>. Moreover, we elucidate a mechanism wherein order-reversed priors induce the learned network to generate a unique acyclic closed structure, referred to as quasi-circles. Consequently, a post-hoc check procedure utilizing quasi-circles to reveal order-reversed priors is designed.

We conduct extensive empirical evaluations on both synthetic and real-world causal structures. Our experiments reveal that even for data which may not conform to the utilized general assumptions, the impact of the introduced three error types on SHD remains consistent with our theoretical analysis. Furthermore, our error-resistant search strategy can reduce approximately 60% of prior errors with a 90% retention rate on correct priors, under a broad test of different prior error proportions.

The remainder of this paper is organized as follows. Section 2 reviews various existing works that use priors to assist structure learning. Section 3 formally introduces the concepts and terminology covered in this paper, as well as the classification of error priors. Section 4 theoretically illustrates the influence of priors on learned structures and the connection between order-reversed priors and quasi-circles. Section 5 presents the proposed post-hoc check algorithm. Section 6 evaluates our method and provides experimental validation of some conclusions. Section 7 draws conclusions.

## 2 MOTIVATION

For conventional causal structure learning tasks, an ample amount of data is paramount. This requirement is not only to dampen adverse effects such as noise or uneven sampling but also to ensure the accuracy of the scoring function utilized in score-based methods. An alternative to extensive datasets is the incorporation of expert knowledge as priors, which is a common and promising approach.

The use of priors bifurcates into soft constraints and hard constraints. Beyond computing the consistency between candidate graphs and datasets, soft constraints also evaluate the coherence between candidate graphs and priors [19], [22]. For instance, Borboudakis *et al.* [21] integrate priors on the presence or absence of specific paths in real networks into the scoring function. Eggeing *et al.* [20] propose a global structure prior, setting the prior score according to the maximum number of parents of candidate graph nodes, fostering sparsity in the learned graph. Fundamentally, these methods aim to adjust the score of certain graphs in the

search space to facilitate the discovery of graphs satisfying given priors.

Hard constraints, on the other hand, compel candidate graphs to adhere to specific properties or structures dictated by the priors [23]. The most straightforward application of hard constraints is to dismiss candidate graphs that fail to satisfy the prior during the search process [24], [25]. To achieve a more accurate search, some works traverse the possible graph globally. For instance, Chen *et al.* [26] suggest a tree structure that meets hard constraints by reducing branches. Works such as [27], [28] share a similar idea. Some methods ascertain whether hard constraints are required during the learning process. For example, the algorithm proposed by Cano *et al.* [29] solicits expert opinion on whether an edge with probability close to 0.5 truly exists. Compared to soft constraints, hard constraints offer greater interpretability and ease of implementation.

Despite the numerous studies investigating prior-based methods, a vast majority of these methods invariably presume the correctness of priors or the existence of prior confidence, neglecting the identification of prior errors as a potential problem. It is, in fact, sensible to moderate assumptions regarding the quality of the prior. In real environments, the priors provided by experts or derived from knowledge sources might contain errors or conflicts, posing a significant hurdle for methods that perform optimally only when the priors are entirely accurate. Specifically, for hard constraints, which necessitate that the result conforms to the prior, prior error will foreclose the opportunity of achieving a wholly accurate graph. Additionally, the influence of prior error may extend beyond the node pairs related to the prior error, potentially affecting the local or even global network structure. Soft constraints naturally have the capacity to exclude prior errors to an extent, as the highest score is not necessarily correlated with satisfying the prior. However, soft constraints do not identify erroneous priors but instead seek an optimal solution that fulfills more high-scoring graph structures. Consequently, this capacity may rely on a large proportion of correct priors. If all priors are erroneous, soft-constraint methods may still select a subset of erroneous priors, particularly if those priors are logically consistent.

A dearth of prior-based methods explores the identification of prior errors. Aside from soft-constraint methods that have the ability to test for prior errors in a broad sense, the work of Amirkhani *et al.* [22] is one of the rare studies that explicitly considers prior errors. The authors model soft-constrained prior beliefs and integrate them into the score calculation. Through multiple iterations and optimization, they derive prior confidence and the optimal result of the Bayesian network. While for hard constraints, to the best of our knowledge, this paper pioneers the exploration of identifying prior errors. Herein, prior errors are segregated into different types based on their characteristics, and the impact of various prior errors on the resultant graph is probed. Subsequently, this paper introduces a unique acyclic closed structure, namely quasi-circles, to perform a post-hoc detection on order-reversed prior errors, which exhibit the most substantial influence on the SHD.

## 3 PRELIMINARY

In this section, formal definitions of the Bayesian network and causal structure learning are introduced. Subsequently, we introduce several concepts, terminologies, and properties related to

1. Intuitively, two DAGs are independence equivalent if they always concur on the query "Are variables  $X$  and  $Y$  independent, given values of some variables?"

graph theory that will facilitate the ensuing discussion. Lastly, as a precursor to the methods section, we introduce a classification for prior errors, which is first defined in this paper.

### 3.1 Background

**Bayesian Network.** A Bayesian Network (BN)  $B$  is a triple  $(G, \mathcal{X}, p)$ , where  $G = (V, E)$  is a directed acyclic graph (DAG) comprising a set of nodes  $V$  and a set of edges  $E \subset V \times V$  [30], [31].  $\mathcal{X} = \{X_1, X_2, \dots, X_n\}$  denotes a set of random variables, each corresponding to a node in  $V$ . In this paper, nodes in  $V$  are also represented using the symbols of the corresponding random variables in  $\mathcal{X}$ .  $p$  is the joint distribution of random variables, typically required to satisfy the faithfulness assumption, which postulates that  $p$  contains only the independence conditions in  $G$ . This paper also adheres to this assumption.

**Causal Structure Learning.** Suppose  $P = \{e_1, e_2, \dots, e_n\}$  denotes the set of priors, where each prior  $e$  is expressed in the form of  $(X_i, X_j)$ , that is, the prior can be viewed as a directed edge in DAG  $G$ . The prior  $e = (X_i, X_j)$  is considered a correct prior if edge  $(X_i, X_j)$  exists in the DAG  $G$ ; otherwise, it is an erroneous prior. Let  $D$  denote the dataset, where each sample is independently drawn from the joint distribution  $p$ . Given the dataset  $D$ , the goal of causal structure learning is to discover a DAG that best fits the dataset  $D$ , thereby uncovering the structure of the BN. This paper goes a step further, aiming to identify and amend erroneous priors in  $P$  and find the Bayesian network that best fits both the dataset  $D$  and the modified prior set  $P$ .

### 3.2 Terminology

To facilitate more in-depth discussions, we clarify certain terminologies related to graph theory and causal structure learning.

In the definition of the Bayesian network,  $G$  is presented as a pair comprising a node set  $V$  and an edge set  $E$ . However, this paper uses  $Struc \in G$  to indicate that graph  $G$  contains a specific structure for convenience, where  $Struc$  could be an edge, a path, a quasi-circle defined below, etc. In addition, for a node  $X$  in graph  $G$ ,  $Pa^G(X)$  is used to denote the set of parent nodes of  $X$  in graph  $G$ .

In this paper, a path refers to a graph structure composed of connected directed edges sharing the same direction in the graph, where the length of a path equals the number of directed edges constituting the path, and could be 1. The skeleton corresponding to a path denotes the structure of the path after removing the direction, as demonstrated in Fig. 1(a). In addition, two significant types of graph structures are depicted in Fig. 1. Fig. 1(b) presents a fork structure, in which there is no direct connection between the two child nodes  $Y$  and  $Z$  of node  $X$ . Fig. 1(c) depicts a collision structure where the two parents of node  $X$  are not connected. Note that in the collision structure,  $Y$  and  $Z$  are not independent given  $X$ . This property will be utilized in the following discussions.

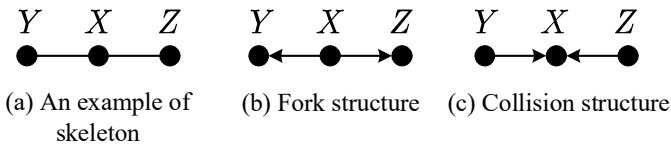


Fig. 1. Graph structures addressed in this paper.

Score-based methods employ scoring functions to evaluate the reasonableness of the learned graph. The utilized scoring

function is denoted by  $S(\cdot, \cdot)$ . Commonly used scoring functions include BIC (Bayesian Information Criterion) [32], BDeu (Bayesian Dirichlet equivalent uniform) [33], MDL (Minimum Description Length) [34], etc.. These scoring functions possess a property called local consistency [35], [36]:

**Definition (Local Consistency):** Given a dataset  $D$  consisting of sufficient records that are i.i.d (Independent Identically Distributed) samples from some distribution  $p$ . Let  $G$  be any DAG, and let  $G'$  be the DAG that results from adding the edge  $X_j \rightarrow X_i$ .  $Pa_i^G$  is the parents of  $X_i$  in  $G$ . A scoring criterion  $S(G, D)$  is locally consistent if the following two properties hold:

1. If  $X_j \not\perp X_i | Pa_i^G$  in  $p$ , then  $S(G', D) > S(G, D)$
2. If  $X_j \perp X_i | Pa_i^G$  in  $p$ , then  $S(G', D) < S(G, D)$

Local consistency indicates that if there is a direct causality between two nodes  $X_i, X_j$ , a scoring function with local consistency will favor adding an edge between these two nodes. Conversely, if  $X_i$  and  $X_j$  are independent given the currently determined set of parent nodes of node  $X_i$ , the scoring function will not favor adding  $X_j$  as the new parent of  $X_i$ . This property proves highly valuable for the discussion and proof in the following section.

### 3.3 Classification of Priors

The effect of different prior errors on causal structure learning may differ, which is related to the relationship of nodes in actual Bayesian networks. Accordingly, this paper introduces a novel division and definition of four types of prior errors:

**Definition (Classification of Priors):** Prior errors can be classified into four categories:

- **Irrelevant Prior:** There is no path from one node to another node of the prior in the actual DAG  $G$ .
- **Indirect Prior:** There exist paths from the head node to the tail node of the prior in the actual DAG  $G$ , with the length of each path being greater than 1.
- **Reversed Indirect Prior:** There exist paths from the tail node to the head node of the prior in the actual DAG  $G$ , with the length of each path being greater than 1.
- **Reversed Direct Prior:** There exists a direct edge from the tail node to the head node of the prior in the actual DAG  $G$ .

Any prior can, and can only, be categorized into one of the four types above. Both reversed indirect priors and reversed direct priors can lead to causal structure learning results that significantly deviate from the true DAG  $G$ . This is primarily because these two types of priors invert the causal order. In fact, during causal learning, a prior that reverses the causal order changes the parent or child of some nodes, potentially disrupting the independence condition between nodes. Another possible scenario is that under the constraint that DAGs cannot contain circles, priors that reverse the causal order may further lead to misorientation of adjacent edges. From this viewpoint, the reversed direct prior and the reversed indirect prior can be collectively referred to as order-reversed prior errors, while the indirect prior can be referred to as order-consistent prior error. Therefore, it is crucial to identify reversed indirect priors and reversed direct priors and mitigate their influence on causal structure learning.

The remaining two types of priors, irrelevant priors and indirect priors, generally have little impact on the learning results. Notably, indirect priors have been utilized in some studies to enhance causal learning results since they aid in determining the

causal order of nodes. For the conclusions about these four types of prior errors, we will provide theoretical proof, and also confirm them through experimental verification.

## 4 METHOD

### 4.1 Quasi-circle

This section explores the consequences of adhering to erroneous priors and provides theoretical demonstrations of the conclusions drawn. These findings will subsequently guide the identification algorithms for erroneous priors, as outlined in the next section.

In fact, the influence of prior errors on causal structure learning can be viewed through the lens of specific graphical structures in the resultant graph. For a more in-depth discussion, we first define a certain class of graph structures.

**Definition (Quasi-circle):** Let  $l_1$  and  $l_2$  be two paths. If the head and tail nodes of  $l_1$  and  $l_2$  are identical, while the remaining nodes differ, the structure formed by  $l_1$  and  $l_2$  is termed a quasi-circle.

In terms of skeleton, a quasi-circle is identical to a circle when edge orientations are not taken into account. A quasi-circle is the structure most similar to a circle and can be conceived as the product of a single operation on the circle (i.e., a partial flip of the circle). For instance, if one of the paths (let's assume it's  $l_2$ ) are reversed, the head node of  $l_2$  becomes the tail node of  $l_1$ , and the tail node of  $l_1$  turns into the head node of  $l_2$ . At this juncture, the quasi-circle transforms into a circle. Since a DAG cannot contain circles, a quasi-circle can also be regarded as the structure most proximate to a circle that can appear in a DAG.

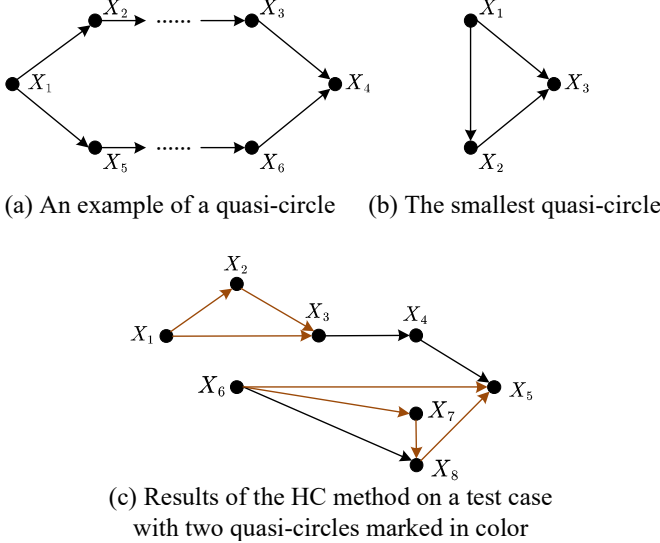


Fig. 2. Some examples of quasi-circles.

Fig. 2 provides some examples of a quasi-circle. Specifically, Fig. 2(a) illustrates a general quasi-circle, while Fig. 2(b) shows the smallest quasi-circle. The smallest quasi-circle, which consists of three nodes, follows this structure: (1) one node serves as the parent of the other two nodes, and (2) another node acts as the child of the other two nodes.

In this paper, we use the symbol  $QC$  to denote a quasi-circle. For instance,  $QC(X, Y, Z; X, W, Z)$  represents a quasi-circle composed of nodes  $X, Y, Z, W$ , and the paths  $(X, Y, Z)$  and  $(X, W, Z)$ . Specifically,  $QC(X, Y, Z)$  denotes a quasi-circle

that contains only three nodes:  $X, Y, Z$ . Fig. 2(c) depicts a DAG produced by a score-based method on a test case. Despite having only 8 nodes, this DAG contains multiple quasi-circles ( $QC(X_6, X_8, X_5)$ ,  $QC(X_6, X_7, X_8)$ ,  $QC(X_1, X_2, X_3)$  and  $QC(X_6, X_7, X_8, X_5; X_6, X_5)$ ). One of the core conclusions of this paper is that, when a score-based method uses erroneous priors (particularly those that reverse the causal order), the resultant DAG will include quasi-circles. A more formal statement of this conclusion, along with a corresponding proof, will be provided in the following subsection.

### 4.2 Order-Reversed Priors Lead to Quasi-circles

In this subsection, the relationship between quasi-circles and two types of prior errors, reversed direct prior and reversed indirect prior is discussed to illustrate their effect on causal structure learning. It is worth noting that since reversed direct prior can also be seen as misjudging the direction of the edges in the real graph, the conclusions in the following discussion can also be seen as the effect of misorientation on the graph structure.

**Lemma 1 (The reversed direct prior lead to the emergence of quasi-circles).** Assume that prior  $e = (Y, X)$  is a reversed direct prior related to real edge  $e' = (X, Y)$  in actual graph  $G_0 = (E, V)$ . There are enough samples in the dataset  $D$ . Let  $G_1$  denote the final result of a score-based methods, which employs a locally consistent scoring function  $S(\cdot, \cdot)$  and uses prior as hard constrains. If  $G_1$  satisfies one of the following conditions:

1.  $\exists$  node  $Z \in V$  s.t.  $Z \in Pa^{G_1}(X) \cap Pa^{G_0}(X)$
2.  $\exists$  node  $Z \in V$  s.t.  $Z \in Pa^{G_1}(Y) \cap Pa^{G_0}(Y)$

Then in  $G_1$ , there are edges between any two nodes among the three nodes  $X, Y, Z$ , and these edges form a quasi-circle, i.e.:

$$QC(X, Y, Z) \in G_1 \quad (2)$$

**Proof of lemma 1.** This paper discusses separately according to whether  $Z$  is the parent of  $X$  or the parent of  $Y$ .

In the Case 1,  $Z \in Pa^{G_0}(X)$  in the actual graph, as shown in Fig. 3(a1). Due to  $X \in Pa^{G_0}(Y)$  and  $Z \in Pa^{G_0}(X)$ , it could be derived that  $Y \perp\!\!\!\perp Z | Pa^{G_0}(Y)$ . However, the situation is different in the final result graph  $G_1$  who utilizes prior. Assume that there is no edge between  $Z$  and  $Y$  in  $G_1$ . Since the real edge  $(X, Y)$  is replaced by the reversed direct prior  $(Y, X)$ ,  $Y \not\perp\!\!\!\perp Z | Pa^{G_1}(Y)$ . As shown in Fig. 3(a2). According to local consistency,  $S(G_1 \cup (Y, Z), D) > S(G_1, D)$ . This states that the edge  $(Y, Z)$  should be added, contradicting the assumption that  $G_1$  is the final result. Therefore,  $G_1$  contains the edge connecting edges  $Y$  and  $Z$ .

For the Case 2,  $Z \in Pa^{G_0}(Y)$ . Assuming that there is no edge between  $X$  and  $Z$  in  $G_0$ , the real relationship of the three nodes is shown in Fig. 3(b1). In  $G_1$ ,  $Y \in Pa^{G_1}(X)$ , indicating that  $X \not\perp\!\!\!\perp Z | Pa^{G_1}(X)$  since  $X, Y, Z$  form a collision structure in  $G_0$ , as shown in Fig. 3(b2). Therefore,  $S(G_1 \cup (X, Z), D) > S(G_1, D)$ , which contradicts the assumption. To sum up, there are edges between any two nodes among the three nodes  $X, Z$ , and  $Y$ , and these edges naturally form the quasi-circle  $QC(X, Y, Z)$ .

Lemma 1 shows that the reversed direct prior results in quasi-circles within the resultant graph. This outcome can be expanded to arbitrary misoriented edges in the resultant graph. This is due to only the premise that the prior, treated as a hard constraint, will persist in the learned graph is utilized. Misorientation can arise from prior errors or be induced by factors such as noise or algorithms. Given this premise, if either the head or tail node of

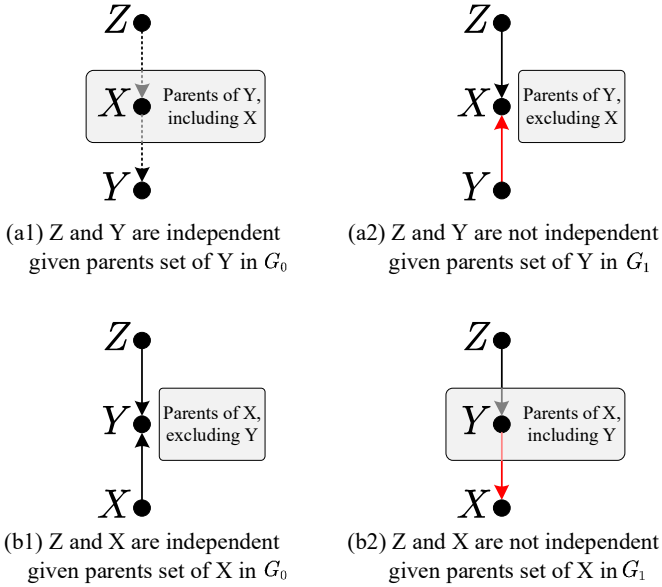


Fig. 3. Schematic diagram of Lemma 1. Red edges indicate edges in the candidate graph that are opposite to the actual graph. The dotted line indicates that the causality between  $Z$  and  $Y$  is blocked by  $Y$ 's parents set.

the misoriented edge possesses the correct parent, the resultant graph will incorporate a quasi-circle that includes the misoriented edge. Furthermore, if either the head or tail nodes have multiple correct parents, Lemma 1 suggests that multiple quasi-circles will form.

Another point to note is that in any edge deletion operation, none of the edges of the generated quasi-circle will be removed. This conclusion can also be substantiated by local consistency. In fact, Lemma 1 demonstrates that the addition of an edge not present in the actual graph  $G_0$  (specifically,  $(Z, Y)$  in Case 1 and  $(Z, X)$  in Case 2) enhances the score of  $G_1$ . This implies that the removal of this edge from the generated quasi-circle  $QC(X, Y, Z)$  will reduce the score. For the remaining two edges, the skeletons associated with these edges are present in the actual graph, so according to local consistency, deleting any edge will diminish the graph's score. Hence, to maximize the graph's score, the quasi-circle will remain intact. This conclusion can further be employed to derive the following useful formula:

$$N_{QC^3}^{G_1}(e) > N_{QC^3}^{G_0}(\emptyset) \quad (3)$$

where  $e$  is a reversed direct prior,  $N_{QC^3}^{G_1}(e)$  represents the number of quasi-circles with the prior  $e$  and length 3 in the graph  $G_1$  and  $N_{QC^3}^{G_0}(\emptyset)$  represents corresponding number without prior in  $G_0$ . Not all reversed direct priors satisfy Condition 1, so Eq. 3 does not always hold. It can be proved that for a random graph, the probability of falsehood is small. However, from the perspective of expectation, Eq. 3 still holds. The specific proof can be found in the Appendix. Therefore, the idea of using the number of quasi-circle containing the reversed direct prior to test whether the prior is correct is reasonable.

Similarly, reversed indirect priors will also generate quasi-circles in the DAG obtained by the score-based method. More specifically, the following lemma will be proved:

**Lemma 2 (The reversed indirect prior lead to the emergence of quasi-circles).** Assume that prior  $e = (Y, X)$  is a

reversed indirect prior.  $l_0 = (X, Z, \dots, W, Y)$  is a real path in the actual graph  $G_0 = (E, V)$ . There are enough samples in the dataset  $D$ . Let  $G_1$  be the final result obtained by a score-based method employing a locally consistent scoring function  $S(\cdot, \cdot)$  and uses prior as hard constrains. Then  $G_1$  contains at least one quasi-circle whose edges contain  $e$  or edge in  $l_0$ .

**Proof of Lemma 2.** According to local consistency, for each edge in  $l_0$ , the corresponding skeleton can be identified in  $G_1$  using the score-based method, regardless of the usage of reversed indirect prior  $e = (Y, X)$ . However, reversed indirect prior  $e$  influences the orientation of such a skeleton. In the following proof, let  $l_1$  represent the path in  $G_1$  that consists of these skeletons, which may not be directed. If every edge in  $l_1$  aligns in direction with  $l_0$ , then these edges, alongside the reversed indirect prior  $e$ , will form a circle. The existence of a circle contradicts the definition of a DAG, hence a candidate graph with correct orientation for every edge is prohibited, as depicted in Fig. 4(a)<sup>2</sup>. Thus, at least one edge in  $l_1$  must have an orientation opposite to its corresponding edge on  $l_0$ .

To demonstrate that a quasi-circle always exists, we categorize the possible choices for edge orientation in  $l_1$ :

(1) Path  $l_1$  is a directed path opposite to  $l_0$ , excluding forks and collision structures, as shown in Fig. 4(b). Here,  $l_1$  and the prior  $e$  together form a quasi-circle.

(2) Path  $l_1$  incorporates a collision structure. For instance, in Fig. 4(c), the nodes  $X$ ,  $Y$ , and  $Z$  create a collision structure. These nodes then satisfy the condition of Lemma 1. Hence, a quasi-circle with a length of 3 forms between these nodes.

(3) Path  $l_1$  contains only forks and no collision structures, as depicted in Fig. 4(d). In this scenario, all misoriented edges in  $l_1$  constitute a directed path ending at  $X$ , while all correctly oriented edges, together with prior  $e$ , form a directed path ending at  $X$ . At this point,  $l_1$  and the erroneous prior  $e = (Y, X)$  still form a quasi-circle with a length greater than 3. Consequently,  $G_1$  will contain at least one quasi-circle, thus validating the conclusion.

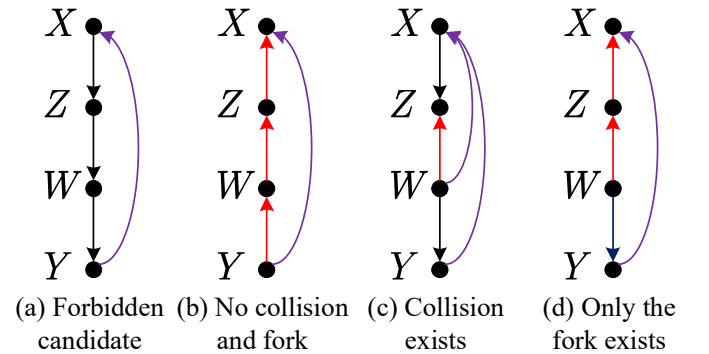


Fig. 4. Schematic diagram of Lemma 2. Black, purple, and red edges represent correct, extra, and reversed edges, respectively. Edge  $(Y, X)$  is a reversed indirect prior.

Lemma 2 shows that if a prior is actually a reversed indirect prior, the result of the causal structure learning will have quasi-circle containing misoriented edges. For a reversed indirect prior, Lemma 2 can be used for any path from the tail node to the head node. Therefore, the reversed indirect prior may yield multiple quasi-circles if there are multiple paths in the actual graph.

<sup>2</sup> In the proof of Lemma 2,  $l_0 = (X, Z, W, Y)$  of length 3 is used as an example. This proof applies similarly for longer  $l_0$ .

It is worth mentioning that if we assume the orientations of the edges in  $l_1$  follow a binomial distribution, case (2) would have the highest probability of occurrence. Moreover, according to the conclusion of Lemma 1, the quasi-circle generated in case (2) will not be eliminated by any edge deletion operation. Consequently, among all the quasi-circles produced by the reversed indirect prior or reversed direct prior, the quasi-circles satisfying Lemma 1 might constitute the largest proportion. The length of this quasi-circle is 3. Thus, a quasi-circle of length 3 is a stable structure that can be used to signal incorrect edge orientation.

Lastly, this paper emphasizes that the foregoing discussion does not depend on any specific method. In fact, the proof of the conclusion primarily relies on the local consistency of the scoring function. As long as the score-based method employs a locally consistent scoring function, the above conclusions remain valid. More deeply, any score-based method searches for candidate graphs within a specific search space, where the search space typically lacks special properties. However, in the presence of priors, some candidate graphs might be unsearchable, which is equivalent to restricting the search of candidate graphs to a sub-search space. The distinctiveness of the sub-search space could affect the search process, and the graph with the maximum score might satisfy certain specific properties. This paper identifies a graph structure that must be present in the result graph, which could be beneficial for detecting potentially erroneous priors. Therefore, in Section 5, this paper will leverage this graph structure to propose an algorithm for detecting prior errors.

### 4.3 The Effect of Indirect Priors and Irrelevant Priors

We have proven that the reversed direct prior leads to the generation of quasi-circles. In this subsection, we demonstrate that irrelevant and indirect priors do not significantly influence the results. In fact, irrelevant priors do not cause the learned graph to possess more missing, extra, or reversed edges, except when they appear as extra edges themselves. More precisely, the following lemma is proposed:

**Lemma 3 (The influence of the irrelevant prior on the learned DAG is only the addition of itself).** Assume that the prior  $e$  is a irrelevant prior. Dataset  $D$  contains enough samples.  $G_0$  is the actual graph.  $G_1$  is the results graph obtained by score-based methods, which employs a locally consistent scoring function and uses prior  $e$  as hard constrains. Then we have:

$$G_1 = G_0 \cup e \quad (4)$$

where "=" indicates that two DAGs are equal in the sense of independency equivalence.

The concept of dependent equivalence mentioned in the above lemma is defined as follows:

**Definition (Independence Equivalent [37]):** Two DAGs  $G$  and  $H$  are independence equivalent if the independence constraints in the two DAGs are identical.

Dependency equivalence describes the situation where different graphs may portray the same dependent or independent relationship between nodes. Since the correctness of the vast majority of score-based or other causal structure learning methods relies on independence or dependencies between nodes, in many cases two independently equivalent graphs are indistinguishable. In particular, for Lemma 3, after adding priors, the causal learning process of score-based methods may change, which further leads to possible changes in the result graph. However, in addition to

the influence brought by the irrelevant prior itself, the change of the result graph is limited to dependency equivalence, which is negligible in many tasks or applications. Therefore, the conclusion that the irrelevant prior or the indirect prior influence is only itself is reasonable.

To prove the above lemma, one more theorem and a definition need to be introduced:

**Definition (Independence Map [38]):** For each node  $X, Y \in V$  and nodes set  $Z \subset V$  where  $X, Y$  and  $Z$  are disjoint, a DAG  $G$  is a independence map of the DAG  $H$  if

$$X \perp\!\!\!\perp Y|Z \text{ in } G \implies X \perp\!\!\!\perp Y|Z \text{ in } H \quad (5)$$

In the following,  $H \leq G$  is used to denote  $G$  is a independence map of DAG  $H$ .

**Theorem 1 [37].** Let  $G$  and  $H$  be any pair of DAGs such that  $G \leq H$ .  $S(G, D)$  is BIC or BDeu. There exists a finite sequence of DAGs  $(G_0, G_1, G_2, \dots, G_n)$  with the following properties:

- $G_0 = G$  and  $G_n = H$
- $G_i \leq G_n, \forall i = 0, 1, \dots, n - 1$
- The subsequent graph is the result of adding or reversing an edge to the preceding graph
- $\forall i = 0, 1, \dots, n - 1$ , if  $G_{i+1}$  is the result of reversing an edge to the  $G_i$ , then  $G_{i+1}$  and  $G_i$  are independence equivalent and  $S(G_{i+1}, D) = S(G_i, D)$

In simple terms, Theorem 1 constructs a special modification operation sequence from graph  $G$  to graph  $H$ , so that during the modification process, the scores of intermediate graphs have good properties. Theorem 1 plays an important role in the proof of the lemma 3.

**Proof of lemma 3.** Suppose  $\mathbb{G}$  is the graph space consisting of all possible DAGs containing edge  $e$ . Score-based methods search the graph space  $\mathbb{G}$  for a graph with the largest score  $S(G, D)$ , let  $G_2$  denote the searched graph. Under the condition that the amount of dataset  $D$  is large enough, we have:

$$S(G_2, D) = \max\{S(G, D) | G \in \mathbb{G}, (X, Y) \in G\} \quad (6)$$

Since  $G_2$  has the largest score, according to local consistency,  $\forall X, Y$  in nodes set  $V$  and  $\forall$  nodes set  $Z \subset V, X \perp\!\!\!\perp Y|Z$  in  $G_0 \implies X \perp\!\!\!\perp Y|Z$  in  $G_2$ . Using logical equivalence  $a \implies b \equiv \neg b \implies \neg a$ , we can derive that  $X \perp\!\!\!\perp Y|Z$  in  $G_2 \implies X \perp\!\!\!\perp Y|Z$  in  $G_0$ . Therefore  $G_0 \leq G_2$ . Since  $e \in G_2$  and  $G_1 = G_0 \cup e$ , we derive  $G_1 \leq G_2$ . According to Theorem 1, there exists a finite sequence of reverse or edge additions to transform  $G_0$  into  $G_2$ .  $\forall i$ , if  $G_{i+1}$  is the result of reversing an edge to the  $G_i$ , then  $S(G_{i+1}, D) = S(G_i, D)$ . And if there exists  $i$  such that  $G_{i+1}$  is the result of adding an edge to the  $G_i$ , according to local consistency, we have  $S(G_{i+1}, D) < S(G_i, D)$ , which contradicts Equation (6). Hence there is no such  $i$ . The sequence is therefore composed only of reverse. Therefore,  $G_1$  and  $G_2$  are independently equivalent, that is,  $G_1$  is independently equivalent to  $G_0 \cup e$ .

A similar conclusion holds for indirect priors:

**Lemma 4 (The influence of the indirect prior on the learned DAG is only the addition of itself).** Assume that the prior  $e$  is a indirect prior. Dataset  $D$  contains enough samples.  $G_0$  is the actual graph.  $G_1$  is the results graph obtained by score-based methods, which employs a locally consistent scoring function and uses prior  $e$  as hard constrains. Then we have:

$$G_1 = G_0 \cup e \quad (7)$$

where "=" indicates that two DAGs are equal in the sense of independency equivalence.

The proofs for irrelevant priors can be transferred to indirect priors without modification. Therefore, we omit the proof of the above lemma.

Lemma 3 and Lemma 4 demonstrate that indirect and irrelevant priors have less impact on the learned graph than order-reversed priors. Specifically, these two types of prior errors do not necessarily lead to quasi-circles. As a result, quasi-circles may not reliably indicate the presence of indirect and irrelevant priors. While this is regrettable, given the minor impact of these two types of priors, it is reasonable to assert that the detection of order-reversed priors is the focal point of this task.

## 5 QUASI-CIRCLE-BASED PRIOR ERROR DETECTION

The method proposed in this paper uses quasi-circles to detect erroneous priors. Intuitively, if a prior appears in the quasi-circles in the DAG obtained by the score-based method, the possibility that the prior is incorrect is greater. Therefore, the proposed method decides whether to suspect a prior based on whether the prior belongs to a quasi-circle. The specific process is shown in Alg. 1.

---

### Algorithm 1: Suspicious Prior Determination

---

**Input:** The directed acyclic graph  $G$  obtained by the score-based method;  
 Prior set  $P = \{e_1, e_2, \dots, e_n\}$ ;  
 Random variable set  $\mathcal{X} = \{X_1, X_2, \dots, X_n\}$ .  
**Output:** Suspicious prior set  $Sus$ .

```

1 for each prior  $e = (X_i, X_j) \in P$  do
2    $n_e = 0$ 
3   for  $X_k \in \mathcal{X}$  do
4     if  $X_i, X_j, X_k$  form a quasi-circle in  $G$  then
5        $n_e = n_e + 1$ 
6     end
7   end
8   if  $n_e > 0$  then
9     Add  $e$  to  $Sus$ 
10  end
11 end
12 return  $Sus$ 

```

---

Alg. 1 suspects all prior that are contained in some quasi-circles. This setting may misjudge some correct priors related to quasi-circles that exist in actual graphs. Depending on the specific situation, a variety of options could also be used. For example, a threshold can be used to detect suspicious priors, or to consider a certain number of priors that occur most frequently in a quasi-circle as suspicious. When detecting suspicious priors, only quasi-circles of length 3 were detected. This is not only due to the high proportion of quasi-circles with length 3 as proved in the previous section, but also the following considerations. First of all, when the number of nodes is large, the time complexity of the algorithm needs to be considered. The longer the length of the quasi-circle, the higher the time complexity required to detect the quasi-circle from the DAG. Specifically, for a quasi-circle of length  $L$ , the detection complexity is  $O(n^{L-2})$ . Therefore, the length of the quasi-circle to be detected is limited. Also, from a counting point of view, a quasi-circle may have the same effect on the priors it contains, since each prior's count goes up by 1. Thus the longer the quasi-circle length, the less likely it will affect the relative order of the prior counts.

After detecting suspicious priors, the proposed algorithm improves the result of causal learning by updating the priors. If a prior  $e = (X_i, X_j)$  is suspect, it will be replaced by another prior  $Re(e)$ , whose expression is represented as:

$$Re(e) = (X_j, X_i), \forall e = (X_i, X_j) \quad (8)$$

After modifying the priors, the score-based method is used again with the updated set of priors as input, resulting in improved causal learning results. The specific algorithm is shown in Alg 2.

---

### Algorithm 2: Prior Modification

---

**Input:** Dataset  $D$ ;  
 Prior set  $P = \{e_1, e_2, \dots, e_n\}$ ;  
 Iteration limit  $IL$ .  
**Output:** DAG  $G$ .

```

1 Find  $G$  using any score-based methods
2  $It = 0$ 
3 Find suspicious prior  $Sus$  using Alg.1
4  $Sus_{rec} = Sus$ 
5 while  $|Sus| \neq 0$  or  $It < IL$  do
6    $It = It + 1$ 
7   for  $e \in P$  do
8     if  $e \in Sus$  and  $Re(e) \notin Sus_{rec}$  then
9        $P = P \cup \{Re(e)\} \setminus e$ 
10    else
11      if  $e \in Sus$  and  $Re(e) \in Sus_{rec}$  then
12         $P = P \setminus e$ 
13      end
14    end
15  end
16 Find  $G$  using any score-based methods
17 Find suspicious prior  $Sus$  using Alg.1
18  $Sus_{rec} = Sus_{rec} \cup Sus$ 
19 end
20 return  $G$ 

```

---

During the actual implementation of the proposed algorithm, the input prior modification process terminates either when no new suspicious priors are detected or when the number of iterations reaches a predetermined value. The causal learning result based on the input priors set  $P$  at that time is considered as the final result. Depending on the termination or suspicious prior assessment conditions, the modification process may occur in multiple rounds, and a prior may be suspected multiple times. For instance, in the first round, the prior  $e$  may be deemed suspicious. In the second round, the reverse of  $e$ , denoted  $Re(e)$ , may also be considered suspect. If both a prior and its reverse are suspected, it implies that the corresponding two nodes might not have a causal relationship. In such a case, the proposed algorithm removes the prior  $e$  and  $Re(e)$  from the priors set and consistently excludes these priors from the set of candidate edges when adding edges.

The proposed method can also be employed to enhance prior-free scoring methods. In fact, if the edges added earlier by the score-based method are used as a prior set, then the result with this prior set is identical to the result of the method without the prior. Therefore, by considering the edges added earlier as a prior, the proposed method may be able to correct possibly erroneous edges among them. From this perspective, the proposed method can also be used to improve the performance of general score-based methods.

## 6 EXPERIMENTS

### 6.1 Setup

**Methods and Datasets Used.** According to the Alg. 2, this paper implements a causal structure learning method using quasi-circle

for prior error correction. HC, as a typical score-based method, is used as the base model in Alg 2. This HC-based approach is referred to as Quasi-HC in this paper. In addition to HC and Quasi-HC, the methods involved in the comparison also include PC [39], MMHC [40], CaMML [41], among which PC and MMHC are widely used constraint-based methods and hybrid methods, respectively, and CaMML is a special soft constrain method designed for priors.

Both real-world and simulated Bayesian networks are used. For real-world networks, Asia, Child, Alarm, and Insurance accessed from the Bayesian network repository<sup>3</sup> are utilized, whose information is shown in the Table 1. For simulated Bayesian networks, a random DAG with a certain number of nodes and edges is generated using the Erdős-Rényi method [42]. For each real-world and simulated network, the datasets consist of randomly drawn samples from the joint probability distribution of corresponding set of random variables. Asia, Child, Alarm, Insurance dataset have 1000, 2000, 4000, 4000 samples, respectively, while for the random network data, an appropriate capacity is selected according to the number of nodes in the network.

TABLE 1  
Information about the Used Real-world Networks

Network	Nodes	Arcs	Parameters	Average Degree
Asia	8	8	18	2.00
Alarm	37	46	509	2.49
Child	20	25	230	2.50
Insurance	27	52	1008	3.85

**Selection and Usage of Prior.** In each experiment, the prior is selected with equal probability from the set of candidate edges. The set for the correct prior is the set of real edges, whereas the set for the erroneous prior may include the reverse of the true edge or node pairs that are not directly adjacent, depending on the type of prior error required. To satisfy the definition of a DAG, the priors are selected sequentially. A prior selected later cannot violate the priors selected earlier, nor can it form a circle with the existing priors.

Owing to the different causal structure learning mechanisms of the comparison methods, certain modifications are made to the respective algorithm processes of these methods during the experiment. For HC, all priors are integrated into a DAG as the initial input of the HC. Meanwhile, during the search for the highest score, the deletion and reversal of edges corresponding to priors are prohibited. The PC procedure is divided into a deletion step and an orientation step. The deletion step begins with a completely undirected graph and continuously removes edges between nodes deemed to have no direct causality. The resulting undirected graph then undergoes edge orientation in the orientation step. For PC, we skip the detection of the edges declared by priors in the deletion step, and orient some edges as indicated by the prior before the orientation step begins. MMHC first performs operations similar to the PC to determine the candidate parents of each node, and then uses a process akin to the HC for searching. Thus, the modification of MMHC can be carried out in the same way as the modification of the PC and the HC, respectively. Finally, CaMML supports prior input and requires no modification.

**Evaluation Metric.** In the experiments, the Structural Hamming Distance (SHD) is used as a criterion to evaluate the performance of causal structure learning methods. SHD comprises

TABLE 2  
Effect of Different Types of Priors on the Performance of Causal Structure Learning

Metric	Prior Type	Number of Prior $n_p$						
		$n_p=0$	$n_p=1$	$n_p=2$	$n_p=3$	$n_p=4$	$n_p=5$	$n_p=6$
Missing	RD	0.1	0.1	0.1	0.1	0.0	0.0	0.0
	RI		0.1	0.1	0.1	0.1	0.1	0.1
	Ind		0.0	0.0	0.0	0.0	0.0	0.0
	Irr		0.1	0.1	0.1	0.1	0.1	0.1
Extra	RD	4.7	7.0	9.8	10.8	13.1	13.3	16.4
	RI		7.7	9.2	11.4	12.6	13.9	14.6
	Ind		5.5	6.5	6.8	7.2	8.2	8.9
	Irr		6.5	9.1	7.9	8.7	10.9	12.0
Reversed	RD	5.2	6.6	7.9	8.7	9.8	10.8	11.5
	RI		6.1	6.3	6.8	7.6	8.3	8.0
	Ind		5.0	4.7	4.1	3.9	3.8	4.0
	Irr		5.8	6.7	5.8	5.3	6.3	6.6
SHD	RD	10.0	13.7	17.8	19.6	22.9	24.1	27.9
	RI		13.9	15.6	18.3	20.3	22.3	22.7
	Ind		10.5	11.2	10.9	11.1	12.0	12.9
	Irr		12.4	15.9	13.8	14.1	17.3	18.7
Quasi-circle	RD	5.3	10.4	15.0	16.5	22.2	22.7	29.6
	RI		9.2	12.5	16.3	18.6	21.2	22.4
	Ind		6.6	7.3	7.0	7.7	8.7	9.8
	Irr		7.3	11.6	7.6	7.2	9.9	10.1

\*RD, RI, Ind, Irr represent Reversed Direct Prior, Reversed Indirect Prior, Indirect Prior and Irrelevant Prior, respectively.

three sub-items: the number of missing edges, extra edges, and reversed edges. Please note that directly comparing the SHD of different methods may not be entirely fair, as SHD is influenced by the combination of the algorithm’s ability to learn the causal structure and its ability to resist prior errors, and cannot directly reflect the performance of the latter single factor. Moreover, the result obtained by the PC is a Partially Directed Acyclic Graph (PDAG), which slightly deviates from a DAG. Therefore, in order to facilitate the comparison of different methods, in addition to SHD, some other indicators are also calculated, including the increment of SHD after adding the prior, the retention rate of the correct prior, and the detection rate of the prior error.

**Experimental Hardware.** All experiments are conducted with an Intel(R) Core (TM) i7-12700K CPU, 32GB RAM.

## 6.2 Experimental Verification of the Effect of Four Kinds of Prior Errors

To demonstrate the impact of the four kinds of prior errors on causal structure learning, experiments are conducted with each prior on random graphs with 20 nodes and 20 edges. The results are displayed in Table 2.

In general, the introduction of priors leads to an increase in SHD, regardless of the type of prior. However, there are substantial differences in the effects of the four types of prior on the three kinds of errors that constitute SHD (missing, extra, and reversed edges), which verifies the rationality of classifying prior errors.

Firstly, the number of missing edges does not change significantly in each group of experiments, indicating that the addition of the four priors primarily affects extra and reversed edges, i.e., redundancy of causality and direction misjudgments. When the prior is the reversed direct prior or the reversed indirect prior, the number of extra edges rises significantly, and the number of reversed edges also increases to some extent, which is the primary reason for the increase in SHD. This phenomenon experimentally demonstrates the generation of extra and reversed edges in Lemma

3. <https://www.bnlearn.com/>



TABLE 3  
The Identification Performance of Quasi-circle and CaMML on Priors under Different Datasets and Prior Settings

Network	Prior (right, wrong)	CaMML		Quasi-HC		Network	Prior (right, wrong)	CaMML		Quasi-HC	
		Retained	Detected	Retained	Detected			Retained	Detected	Retained	Detected
Asia	(0,0)	–	–	–	–	Alarm	(0,0)	–	–	–	–
	(0,2)	–	71.9%	–	57.0%		(0,2)	–	43.8%	–	57.0%
	(0,4)	–	65.3%	–	54.5%		(0,4)	–	48.1%	–	60.8%
	(2,0)	86.3%	–	100.0%	–		(2,0)	60.0%	–	95.5%	–
	(2,2)	88.8%	70.6%	99.5%	65.0%		(2,2)	62.5%	51.3%	93.0%	55.5%
	(2,4)	83.8%	70.6%	97.5%	61.5%		(2,4)	55.0%	44.4%	93.0%	54.0%
	(4,0)	83.1%	–	100.0%	–		(4,0)	57.5%	–	93.5%	–
	(4,2)	81.9%	78.1%	98.5%	70.0%		(4,2)	57.5%	55.0%	90.5%	51.0%
	(4,4)	78.8%	76.3%	79.3%	63.1%		(4,4)	57.5%	46.9%	90.3%	49.5%
Child	(0,0)	–	–	–	–	Insurance	(0,0)	–	–	–	–
	(0,2)	–	42.5%	–	44.0%		(0,2)	–	58.8%	–	64.5%
	(0,4)	–	44.7%	–	40.5%		(0,4)	–	63.1%	–	58.0%
	(2,0)	58.8%	–	96.5%	–		(2,0)	47.5%	–	75.5%	–
	(2,2)	58.8%	36.3%	96.0%	43.0%		(2,2)	47.5%	63.8%	75.5%	62.5%
	(2,4)	58.8%	45.3%	96.0%	40.3%		(2,4)	52.5%	66.9%	73.0%	55.5%
	(4,0)	56.3%	–	96.5%	–		(4,0)	46.3%	–	81.3%	–
	(4,2)	56.3%	38.8%	95.8%	42.5%		(4,2)	51.3%	52.5%	79.8%	52.5%
	(4,4)	56.9%	46.9%	94.8%	36.8%		(4,4)	48.8%	61.3%	79.0%	51.8%

1 and Lemma 2. The irrelevant prior has a minimal effect on the number of reversed edges but does cause an increase in the number of extra edges, which is not as substantial as the increase caused by the previous two priors that reverse the causal order. In fact, the irrelevant prior itself is equivalent to adding an extra edge. Therefore, from a quantitative perspective, the increase in the number of extra edges is mainly due to the irrelevant prior itself, rather than the local influence of the irrelevant prior on the graph. This explanation also applies to the phenomenon of increased extra edges in the experiments involving the indirect prior.

The effect of the indirect prior is the most distinct from the other types of priors. Results with the indirect prior indicate that this type of prior helps to reduce the number of reversed edges in causal structure learning since it helps clarify the causal order between nodes. Thus, while it is intuitively incorrect to use the ancestry prior<sup>4</sup> directly as a direct prior, it does not significantly increase the SHD. Lastly, the experimental results show that the number of quasi-circles increases considerably after adding the reversed direct prior or the reversed indirect prior, while it is insensitive to the indirect prior and the irrelevant prior. This provides experimental evidence of the importance of identifying order-reversed priors.

As an important fundamental property, further experiments are conducted to verify the above conclusions. For the experiments conducted on random graphs with different settings, the results are displayed in the Appendix.

### 6.3 Performance of Quasi-Circle based Prior Error Detection Algorithms

To demonstrate the performance of the prior error detection algorithm of the proposed method Quasi-HC, experiments are performed on different datasets with different sets of priors. The used priors sets are characterized by two parameters: the number of correct priors and the number of prior errors, which are taken as 0, 2, and 4, respectively. Each experiment randomly selects correct and erroneous priors based on the real network structure. For each

4. The prior that asserts the existence of a directed path from one node to another node.

TABLE 4  
The Identification Performance of CaMML under Different Confidence Settings

Network	Conf	Retained	Detected	Network	Conf	Retained	Detected
Asia	0.6	0.63	0.81	Alarm	0.6	0.58	0.63
	0.7	0.64	0.80		0.7	0.61	0.58
	0.8	0.68	0.80		0.8	0.61	0.57
	0.9	0.73	0.78		0.9	0.63	0.57
	0.99	0.89	0.73		0.99	0.64	0.51
	1-e-3	0.91	0.72		1-e-3	0.67	0.44
	1-e-4	0.97	0.70		1-e-4	0.68	0.42
	1-e-5	0.98	0.69		1-e-5	0.70	0.32
	1-e-6	0.99	0.69		1-e-6	0.75	0.30
1-e-7	1.00	0.69	1-e-7	0.76	0.28		
1-e-8	1.00	0.69	1-e-8	0.80	0.26		
Child	0.6	0.57	0.76	Insurance	0.6	0.44	0.64
	0.7	0.57	0.74		0.7	0.44	0.63
	0.8	0.57	0.69		0.8	0.46	0.62
	0.9	0.57	0.62		0.9	0.47	0.60
	0.99	0.57	0.48		0.99	0.50	0.60
	1-e-3	0.60	0.42		1-e-3	0.51	0.58
	1-e-4	0.62	0.38		1-e-4	0.55	0.57
	1-e-5	0.67	0.35		1-e-5	0.57	0.54
	1-e-6	0.70	0.32		1-e-6	0.59	0.49
1-e-7	0.76	0.30	1-e-7	0.59	0.50		
1-e-8	0.79	0.27	1-e-8	0.63	0.49		

\*Conf represents the confidence of the priors, which affects the score of the candidate graph. The larger the confidence, the larger the score of the candidate graph consistent with the prior.

parameter setting, the experiment is performed 100 times. The results are shown in Table 3.

The retention rate and detection rate indicate that Quasi-HC has the ability to detect about 60% of the erroneous priors at the cost of deleting a certain part of the correct prior (about 15% on average, depending on the specific settings of the dataset and prior set). This trade-off is worth, not only because of the higher probability of detection of the prior errors, but also because of the greater effect of the prior error on the results DAG. In contrast, although the CaMML has a higher probability of discarding prior errors in the process of learning the causal structure, the probability of identifying erroneous priors is only about 10% higher quantitatively. Even more regrettably, this improvement

TABLE 5  
The Performance of the Quasi-HC and HC on Different Datasets under Different Prior Settings

Network	Prior (right, wrong)	HC				Quasi-HC							
		Missing	Extra	Reversed	SHD	Missing		Extra		Reversed		SHD	
Asia	(0,0)	2	1	0	3	2	0%	1	0%	0	0%	3	0%
	(0,2)	1.85	2.33	1.59	5.77	1.95	5.4%	2.10	-9.9%	1.31	-17.6%	5.36	-7.1%
	(0,4)	1.74	3.68	2.97	8.39	2.00	14.9%	3.36	-8.7%	2.60	-12.5%	7.96	-5.1%
	(2,0)	1.29	0.51	0.54	2.34	1.29	0%	0.51	0%	0.54	0%	2.34	0%
	(2,2)	1.52	2.48	1.64	5.64	1.54	1.3%	2.31	-6.9%	1.44	-12.2%	5.29	-6.2%
	(2,4)	1.53	4.19	2.76	8.48	1.65	7.8%	4.00	-4.5%	2.50	-9.4%	8.15	-3.9%
	(4,0)	0.90	0.38	0.27	1.55	0.90	0%	0.38	0%	0.27	0%	1.55	0%
	(4,2)	1.09	2.62	1.29	5.00	1.10	0.9%	2.53	-3.4%	1.28	-0.8%	4.91	-1.8%
	(4,4)	0.99	4.25	2.23	7.47	1.04	5.1%	3.56	-16.2%	2.17	-2.7%	6.77	-9.4%
Child	(0,0)	1	3	8	12	1	0%	3	0%	8	0%	12	0%
	(0,2)	1.82	3.39	8.41	13.62	1.84	1.1%	2.29	-32.4%	7.51	-10.7%	11.64	-14.5%
	(0,4)	2.13	4.06	9.53	15.72	1.82	-14.6%	2.21	-45.6%	7.82	-17.9%	11.85	-24.6%
	(2,0)	0.98	2.08	7.10	10.16	1.05	7.1%	2.08	0%	7.22	1.7%	10.35	1.9%
	(2,2)	1.68	2.73	7.56	11.97	1.61	-4.2%	1.79	-34.4%	6.87	-9.1%	10.27	-14.2%
	(2,4)	1.76	3.48	8.80	14.04	1.58	-10.2%	1.90	-45.4%	7.40	-15.9%	10.88	-22.5%
	(4,0)	1.01	1.43	6.11	8.55	1.14	12.9%	1.41	-1.4%	6.35	3.9%	8.90	4.1%
	(4,2)	1.38	2.12	6.77	10.27	1.43	3.6%	1.12	-47.2%	5.97	-11.8%	8.52	-17%
	(4,4)	1.57	3.04	8.06	12.67	1.53	-2.5%	1.71	-43.8%	6.67	-17.2%	9.91	-21.8%
Alarm	(0,0)	5	5	13	23	5	0%	5	0%	13	0%	23	0%
	(0,2)	4.92	6.84	15.19	26.95	4.73	-3.9%	5.13	-25%	13.18	-13.2%	23.04	-14.5%
	(0,4)	5.09	8.56	17.23	30.88	4.58	-10%	5.18	-39.5%	13.17	-23.6%	22.93	-25.7%
	(2,0)	4.78	4.55	11.54	20.87	4.86	1.7%	4.66	2.4%	11.81	2.3%	21.33	2.2%
	(2,2)	4.72	6.54	13.75	25.01	4.62	-2.1%	4.97	-24%	12.22	-11.1%	21.81	-12.8%
	(2,4)	4.71	8.10	16.06	28.87	4.44	-5.7%	5.08	-37.3%	12.37	-23%	21.89	-24.2%
	(4,0)	4.47	4.41	10.53	19.41	4.66	4.3%	4.69	6.3%	11.25	6.8%	20.60	6.1%
	(4,2)	4.40	6.40	13.08	23.88	4.42	0.5%	5.18	-19.1%	12.09	-7.6%	21.69	-9.2%
	(4,4)	4.33	8.00	15.07	27.40	4.25	-1.8%	5.24	-34.5%	12.03	-20.2%	21.52	-21.5%
Insurance	(0,0)	15	11	13	39	15	0%	11	0%	13	0%	39	0%
	(0,2)	13.57	9.62	14.21	37.40	13.30	-2%	8.74	-9.1%	12.30	-13.4%	34.34	-8.2%
	(0,4)	12.88	9.54	15.10	37.52	12.51	-2.9%	7.89	-17.3%	12.00	-20.5%	32.40	-13.6%
	(2,0)	13.38	9.04	12.11	34.53	13.49	0.8%	8.74	-3.3%	12.08	-0.2%	34.31	-0.6%
	(2,2)	12.70	8.60	13.07	34.37	12.23	-3.7%	7.32	-14.9%	11.34	-13.2%	30.89	-10.1%
	(2,4)	12.35	9.19	14.45	35.99	11.59	-6.2%	7.05	-23.3%	11.71	-19%	30.35	-15.7%
	(4,0)	12.35	7.77	10.80	30.92	12.57	1.8%	7.40	-4.8%	10.63	-1.6%	30.60	-1%
	(4,2)	11.72	7.53	11.76	31.01	11.32	-3.4%	6.66	-11.6%	10.72	-8.8%	28.70	-7.4%
	(4,4)	11.47	8.35	13.07	32.89	10.70	-6.7%	6.33	-24.2%	11.01	-15.8%	28.04	-14.7%

comes at the cost of discarding most of the correct priors.

Soft constraint methods can often strengthen or relax prior constraints through prior confidence. Therefore, the reader may think of improving the retention of the correct prior by adjusting the confidence of the prior. However, experiments on different prior confidence levels on the same dataset show that it is difficult to achieve good results for both correct priors and erroneous priors, as shown in Table 4. As the retention of correct priors increases, the detection rate of erroneous priors also decreases. This implies that in fact, CaMML only excludes the priors that violate the dataset, and its ability to judge the priors is weak. However, for a method that accepts priors, it may be difficult to applied in the real scenarios without certain identification ability, which essentially defeats the original intention of using priors to guide the learning of causal structures.

On this basis, the proposed method, Quasi-HC is compared with the basic method HC to demonstrate the advantage of the ability to identify prior errors. In addition to graph structure metrics including SHD and the number of missing, extra and inverted edges, the magnitude of the improvement of Quasi-HC over SHD is also reported. Table 3 reports the averaged results.

It can be seen that in all datasets, as the number of prior errors increases, the ability of HC methods to learn causal structure decreases gradually, even though correct priors dominate the set of priors. Although Quasi-HC is also disturbed by prior errors, the

performance of Quasi-HC is comparatively better than HC in most scenarios, indicating that Quasi-HC is effective. The performance improvement of Quasi-HC is mainly due to the reduction in the number of extras and reversed edges, in which the number of reversed edges is likely to be lower, and the number of extras can be reduced by more than 10% on average. Combined with the properties of different prior errors, the above phenomena suggests that Quasi-HC can remove or correct reversed direct priors or reversed indirect priors.

The larger the number of prior errors, the stronger the performance improvement of the Quasi-HC. While Quasi-HC may lead to slight performance degradation when there are no or only a few prior errors in the priors set. This is mainly due to the fact that the main idea of the proposed method is to judge prior errors based on the occurrence of quasi-circles, so it is inevitable to mistakenly exclude some correct priors, especially when in the case that the real network itself contains quasi-circles and its edges are selected as prior at the same time. In real scenarios, the prior may not be completely reliable. In this case, Quasi-HC could improve the quality of the priors sets, which is an advantage over HC method that directly use the prior without suspicion.

TABLE 6  
Performance Reduction of Different Causal Structure Learning Methods in the face of Prior Errors

Network	Method	Number of Erroneous Priors			
		0	2	4	6
Asia	HC	2 / 1 / 0 / 3	-0.15 / +1.33 / +1.59 / +2.77	-0.26 / +2.68 / +2.97 / +5.39	-0.34 / +3.88 / +3.72 / +7.26
	PC	3 / 0 / 2 / 5	-0.26 / +1.13 / +0.46 / +1.33	-0.60 / +2.21 / +1.36 / +2.97	-0.90 / +3.39 / +2.10 / +4.59
	MMHC	4 / 1 / 0 / 5	-0.41 / +1.13 / +1.31 / +2.03	-0.81 / +2.21 / +2.54 / +3.94	-1.16 / +3.39 / +3.32 / +5.55
	CAMML	1.84 / 0.85 / 1.94 / 4.63	+0.91 / +1.69 / +0.67 / +3.27	+0.60 / +2.46 / +1.47 / +4.53	+0.50 / +3.36 / +1.77 / +5.63
	Quasi-HC	2 / 1 / 0 / 3	-0.05 / +1.10 / +1.31 / +2.36	+0 / +2.36 / +2.60 / +4.96	-0.01 / +2.84 / +2.68 / +5.51
Child	HC	1 / 3 / 8 / 12	+0.82 / +0.39 / +0.41 / +1.62	+1.13 / +1.06 / +1.53 / +3.72	+1.31 / +1.79 / +2.73 / +5.83
	PC	2 / 0 / 6 / 8	-0.12 / +0 / +2.15 / +2.03	-0.25 / +0 / +4.16 / +3.91	-0.37 / +0 / +6.04 / +5.67
	MMHC	6 / 0 / 6 / 12	-0.43 / +0 / +1.02 / +0.59	-0.86 / +0 / +2.25 / +1.39	-1.24 / +0 / +3.61 / +2.37
	CAMML	11.31 / 6.41 / 0.59 / 18.31	+0.01 / -0.11 / +1.40 / +1.30	+0 / -0.04 / +2.16 / +2.12	+0 / -0.03 / +2.35 / +2.32
	Quasi-HC	1 / 3 / 8 / 12	+0.84 / -0.71 / -0.49 / -0.36	+0.82 / -0.79 / -0.18 / -0.15	+0.96 / -0.42 / +0.36 / +0.90
Alarm	HC	5 / 5 / 13 / 23	-0.08 / +1.84 / +2.19 / +3.95	+0.09 / +3.56 / +4.23 / +7.88	+0.06 / +4.80 / +6.07 / +10.93
	PC	4 / 1 / 4 / 9	-0.25 / +0 / +2.53 / +2.28	-0.39 / +0 / +5.00 / +4.61	-0.52 / +0 / +7.39 / +6.87
	MMHC	11 / 0 / 5 / 16	-0.38 / +0.14 / +2.91 / +2.67	-0.78 / +0.30 / +5.44 / +4.96	-1.21 / +0.42 / +8.03 / +7.24
	CAMML	17.64 / 16.05 / 4.67 / 38.36	-0.10 / +0.33 / +1.07 / +1.30	-0.14 / +0.46 / +2.11 / +2.43	-0.05 / +0.47 / +2.76 / +3.18
	Quasi-HC	5 / 5 / 13 / 23	-0.27 / +0.13 / +0.18 / +0.04	-0.42 / +0.18 / +0.17 / -0.07	-0.55 / +0.34 / +0.16 / -0.05
Insurance	HC	15 / 11 / 13 / 39	-1.43 / -1.38 / +1.21 / -1.60	-2.12 / -1.46 / +2.10 / -1.48	-2.57 / -0.85 / +3.48 / +0.06
	PC	9 / 2 / 11 / 22	-0.24 / -0.08 / +1.84 / +1.52	-0.53 / -0.14 / +3.32 / +2.65	-0.90 / -0.22 / +5.06 / +3.94
	MMHC	22 / 2 / 11 / 35	-0.86 / +0.12 / +0.43 / -0.31	-1.61 / +0.20 / +1.21 / -0.20	-2.41 / +0.31 / +2.53 / +0.43
	CAMML	21.12 / 5.43 / 9.10 / 35.65	+0 / +0.05 / -0.48 / -0.43	+0 / +0.18 / -0.30 / -0.12	+0 / +0.16 / +0.19 / +0.35
	Quasi-HC	15 / 11 / 13 / 39	-1.70 / -2.26 / -0.70 / -4.66	-2.49 / -3.11 / -1.00 / -6.60	-3.00 / -3.70 / -1.05 / -7.75

\*The “- / - / - / -” in the row for specific method and in the column for the number of specific erroneous priors indicate the missing, extra, reversed edges, and SHD obtained by this method using a correspondingly sized set of priors.

#### 6.4 Superiority of Quasi-HC in Scenarios with Prior Errors

In this subsection, we compare the proposed method, Quasi-HC, with other widely utilized methods to demonstrate the superiority of Quasi-HC in cases of prior errors. The mode of comparison differs from the foregoing comparison with HC. As the methods involved in the comparison perform differently without using prior (except for HC), it is not fair to directly compare the metrics of different methods. Therefore, we focus more on the resilience of different methods to prior errors. Specifically, we calculate the changes in the metrics after adding priors, and the results are presented in Table 6.

The experimental results in Table 6 show that the SHD of all other methods increases due to the impact of prior errors, while Quasi-HC shows the least increase. A particularly interesting point is that even when the set of priors contains only prior errors, Quasi-HC can yield smaller SHD results than those without priors in some specific cases, which may be surprising. In fact, prior errors do not necessarily lead to increased metrics for two reasons. The first reason pertains to the reversed direct prior, which, as a prior, enforces the establishment of relationships between nodes so that some edges not found are counted as reverse edges. This reason applies to all methods. For instance, it can be observed that for PC or MMHC, the number of missing edges may decrease after adding prior errors.

However, the superior SHD results are mainly attributable to another reason: Quasi-HC’s capability to modify prior errors to correct priors. The prior errors detected by Quasi-HC are either reversed or deleted according to a certain strategy. If prior errors are deemed to be removed, this is equivalent to reducing the number of prior errors, thus bringing the result closer to the state without adding prior errors. If the detected prior error is a reversed direct prior and is judged to be reversed, then it is equivalent to obtaining a correct prior. Similarly, if the prior error to be reversed is a reversed indirect prior, it is equivalent to adding an indirect

prior for causal structure learning. This action is also advantageous based on the property of indirect priors. Therefore, the proposed method may perform better even when the prior error comprises a large proportion of the priors set.

The results in Table 6 also demonstrate that if the priors set contains a substantial amount of prior errors, the results may not be as satisfactory as those without priors. Therefore, to enhance the accuracy of causal structure learning, the correct prior should occupy a sufficient proportion in the priors set. The proposed method also imposes this requirement on the priors set. However, experiments imply that Quasi-HC can tolerate priors of lower quality (i.e., a lower proportion of correct priors in the priors set). Specifically, we experimentally explore the lower bounds on the prior quality of different methods. Experiments commence with a set of priors containing only prior errors. By continuously adding correct priors to this prior set until the obtained SHD can return to the level without priors, the ratio of correct priors to the total number of priors is obtained as the lower bound of the prior quality that the corresponding method can tolerate. The experiments are carried out 10 times in total, and the experimental results are shown in Table 7.

Please note that in some cases this experiment may not be feasible, especially if the tested method performs well without using priors. In fact, if the SHD is only slightly higher or even lower than the initial number of erroneous priors, no matter how many correct priors are added, the obtained SHD will not reach the level of no priors. Given this premise, it can be observed that small Bayesian networks may not be suitable for this experiment. Therefore, the Asia network is not included.

Experimental results show that the larger the number of prior errors, the more correct priors are needed, and the growth rate of required correct priors may reach several times that of prior errors. From the perspective of prior quality, this means that the application of priors in real scenarios is challenging to achieve without high-quality priors as conditions. Although the prior qual-

TABLE 7  
The Lower Bounds on the Required Prior Quality of Different Methods

Network	Erroneous Priors	Number of Correct Priors				Prior Quality			
		PC	MMHC	HC	Quasi-HC	PC	MMHC	HC	Quasi-HC
Child	1	3.2	3.9	2.6	2.0	76.2%	79.6%	72.2%	66.1%
	2	5.9	5.4	3.7	2.6	74.7%	73.0%	64.9%	56.5%
	3	8.3	6.1	5.1	3.0	73.3%	66.9%	63.0%	50.0%
	4	11.0	7.0	5.6	3.7	73.3%	63.5%	58.3%	47.7%
	5	12.5	10.1	11.6	6.9	71.3%	66.8%	69.8%	57.8%
Alarm	1	8.4	9.4	4.1	5.9	89.3%	90.4%	80.2%	85.5%
	2	14.2	10.8	5.9	5.2	87.6%	84.4%	74.5%	72.0%
	3	20.8	11.9	8.7	5.1	87.4%	79.8%	74.4%	63.0%
	4	25.5	14.9	10.2	5.6	86.4%	78.8%	71.7%	58.3%
	5	29.2	17.1	13.0	7.9	85.4%	77.3%	72.1%	61.2%
Insurance	1	2.4	1.0	0.6	0.5	70.6%	48.7%	37.5%	33.3%
	2	4.1	1.4	0.6	0.7	66.9%	40.3%	23.1%	24.5%
	3	4.9	1.7	1.1	0.8	62.0%	36.2%	26.8%	21.1%
	4	6.2	2.4	1.3	0.7	60.6%	37.0%	23.8%	14.9%
	5	7.9	2.5	1.6	0.8	61.1%	33.3%	24.2%	13.0%

ity requirement decreases slightly (about 10%) as the set of priors becomes larger, it is still necessary to have a majority of correct priors. In contrast, Quasi-HC can tolerate worse prior quality, which creates a certain fault-tolerant possibility for the upstream prior acquisition method. Some networks may be sensitive to initial input, where correct initial priors can substantially improve results, preventing prior errors or score guidance from directing the DAG search in the wrong direction. The Insurance network might be an example of this, as it turns out that insurance requires fewer correct priors than other networks. For such networks, Quasi-HC may achieve superior results. This is due to the property of Quasi-HC to convert incorrect direct priors or incorrect indirect priors into beneficial priors, thus requiring fewer correct priors.

## 6.5 Future Work

This paper employs quasi-circles to detect reversed direct and indirect priors, excluding the detection of the remaining two types of priors, namely indirect and irrelevant priors. Despite the fact that the presence of an irrelevant prior does not notably contribute to the widespread emergence of reversed or missing edges, its existence nevertheless impairs the learning of the true causal structure. Indirect priors, while advantageous for causal structure learning in certain situations, are more aptly treated as ancestral priors. Nonetheless, under this paper’s quasi-circle framework, both indirect and irrelevant priors remain undetectable. Consequently, future research is warranted to address the detection of these two types of priors.

Furthermore, in many scenarios such as knowledge graphs and expert systems [43], [44], [45], priors may not be readily provided by domain experts, but require a certain extraction process. Unreliable priors may severely compromise the performance of causal discovery methods. In such contexts, the method proposed in this paper could prove to be highly valuable, thereby constituting a significant future direction of this work.

## 7 CONCLUSIONS

Addressing the issue of prior quality in causal structure learning, this paper investigates the theoretical properties of diverse prior errors, assuming sufficient data availability. Subsequently, a post-hoc strategy is introduced that is robust against edge-level prior errors and does not require supervision. This strategy is not confined

to a specific causal learning process and can be readily integrated into existing hard-constrained methods to create a version resilient against unreliable priors.

Experiments have been conducted on various Bayesian network datasets, demonstrating the proposed method’s capacity to resist order-reversed prior errors while preserving the correct prior. This performance surpasses existing methods capable of identifying erroneous priors. Further, through comparative experiments with a range of widely used methods, the proposed method’s performance improvement in causal structure learning is clearly illustrated. The findings reveal that the method proposed in this paper can tolerate a lower quality of priors compared to other methods. This tolerance can mitigate the stringent demands of prior acquisition and facilitate the practical application of causal theory in real-world scenarios.

## REFERENCES

- [1] Y. Zhang, P. Tiño, A. Leonardis, and K. Tang, “A survey on neural network interpretability,” *IEEE Transactions on Emerging Topics in Computational Intelligence*, vol. 5, no. 5, pp. 726–742, 2021.
- [2] X. Wang, S. Lyu, X. Wu, T. Wu, and H. Chen, “Generalization bounds for estimating causal effects of continuous treatments,” in *Advances in Neural Information Processing Systems*, vol. 35, 2022, pp. 8605–8617.
- [3] K. Yu, L. Liu, J. Li, W. Ding, and T. D. Le, “Multi-source causal feature selection,” *IEEE Transactions on Pattern Analysis and Machine Intelligence*, vol. 42, no. 9, pp. 2240–2256, 2019.
- [4] H. Zhang, L. Xiao, X. Cao, and H. Foroosh, “Multiple adverse weather conditions adaptation for object detection via causal intervention,” *IEEE Transactions on Pattern Analysis and Machine Intelligence*, pp. 1–1, 2022.
- [5] M. Scanagatta, A. Salmerón, and F. Stella, “A survey on Bayesian network structure learning from data,” *Progress in Artificial Intelligence*, vol. 8, pp. 425–439, 2019.
- [6] B. Jiang, X. Wu, K. Yu, and H. Chen, “Joint Semi-supervised feature selection and classification through Bayesian approach,” in *Proceedings of the AAAI Conference on Artificial Intelligence*, vol. 33, no. 01, 2019, pp. 3983–3990.
- [7] C. Li and H. Chen, “Sparse Bayesian approach for feature selection,” in *2014 IEEE Symposium on Computational Intelligence in Big Data*. IEEE, 2014, pp. 1–7.
- [8] E. Kıcıman, R. Ness, A. Sharma, and C. Tan, “Causal reasoning and large language models: Opening a new frontier for causality,” *arXiv preprint arXiv:2305.00050*, 2023.
- [9] S. Long, T. Schuster, A. Piché, S. Research *et al.*, “Can large language models build causal graphs?” *arXiv preprint arXiv:2303.05279*, 2023.
- [10] C. P. De Campos and Q. Ji, “Efficient structure learning of Bayesian networks using constraints,” *The Journal of Machine Learning Research*, vol. 12, pp. 663–689, 2011.

- [11] X. Wang, L. Chen, T. Ban, D. Lyu, Y. Guan, X. Wu, X. Zhou, and H. Chen, "Accurate label refinement from multiannotator of remote sensing data," *IEEE Transactions on Geoscience and Remote Sensing*, vol. 61, pp. 1–13, 2023.
- [12] T. Ban, X. Wang, L. Chen, X. Wu, Q. Chen, and H. Chen, "Quality evaluation of triples in knowledge graph by incorporating internal with external consistency," *IEEE Transactions on Neural Networks and Learning Systems*, pp. 1–13, 2022.
- [13] A. C. Constantinou, Z. Guo, and N. K. Kitson, "The impact of prior knowledge on causal structure learning," *arXiv preprint arXiv:2102.00473*, 2021.
- [14] V. Asvatourian, P. Leray, S. Michiels, and E. Lanoy, "Integrating expert's knowledge constraint of time dependent exposures in structure learning for Bayesian networks," *Artificial Intelligence in Medicine*, vol. 107, p. 101874, 2020.
- [15] C. P. De Campos and Q. Ji, "Improving Bayesian network parameter learning using constraints," in *2008 19th International Conference on Pattern Recognition*. IEEE, 2008, pp. 1–4.
- [16] X. Yang, H. Zhang, and J. Cai, "Deconfounded image captioning: A causal retrospect," *IEEE Transactions on Pattern Analysis and Machine Intelligence*, pp. 1–1, 2021.
- [17] P. N. Garner and S. Tong, "A Bayesian approach to recurrence in neural networks," *IEEE Transactions on Pattern Analysis and Machine Intelligence*, vol. 43, no. 8, pp. 2527–2537, 2021.
- [18] B. Jiang, H. Chen, B. Yuan, and X. Yao, "Scalable graph-based Semi-supervised learning through sparse Bayesian model," *IEEE Transactions on Knowledge and Data Engineering*, vol. 29, no. 12, pp. 2758–2771, 2017.
- [19] R. Castelo and A. Siebes, "Priors on network structures. Biasing the search for Bayesian networks," *International Journal of Approximate Reasoning*, vol. 24, no. 1, pp. 39–57, 2000.
- [20] R. Eggeling, J. Viinikka, A. Vuoksenmaa, and M. Koivisto, "On structure priors for learning Bayesian networks," in *The 22nd International Conference on Artificial Intelligence and Statistics*. PMLR, 2019, pp. 1687–1695.
- [21] G. Borboudakis and I. Tsamardinos, "Scoring and searching over Bayesian networks with causal and associative priors," *arXiv preprint arXiv:1408.2057*, 2014.
- [22] H. Amirkhani, M. Rahmati, P. J. Lucas, and A. Hommersom, "Exploiting experts' knowledge for structure learning of Bayesian networks," *IEEE Transactions on Pattern Analysis and Machine Intelligence*, vol. 39, no. 11, pp. 2154–2170, 2016.
- [23] G. Borboudakis and I. Tsamardinos, "Incorporating causal prior knowledge as path-constraints in Bayesian networks and maximal ancestral graphs," *arXiv preprint arXiv:1206.6390*, 2012.
- [24] L. M. de Campos and J. G. Castellano, "Bayesian network learning algorithms using structural restrictions," *International Journal of Approximate Reasoning*, vol. 45, no. 2, pp. 233–254, 2007.
- [25] C. P. De Campos, Z. Zeng, and Q. Ji, "Structure learning of Bayesian networks using constraints," in *Proceedings of the 26th Annual International Conference on Machine Learning*, 2009, pp. 113–120.
- [26] E. Y.-J. Chen, Y. Shen, A. Choi, and A. Darwiche, "Learning Bayesian networks with ancestral constraints," *Advances in Neural Information Processing Systems*, vol. 29, 2016.
- [27] Z. Wang, X. Gao, Y. Yang, X. Tan, and D. Chen, "Learning Bayesian networks based on order graph with ancestral constraints," *Knowledge-Based Systems*, vol. 211, p. 106515, 2021.
- [28] A. Li and P. Beek, "Bayesian network structure learning with side constraints," in *International Conference on Probabilistic Graphical Models*. PMLR, 2018, pp. 225–236.
- [29] A. Cano, A. R. Masegosa, and S. Moral, "A method for integrating expert knowledge when learning Bayesian networks from data," *IEEE Transactions on Systems, Man, and Cybernetics, Part B (Cybernetics)*, vol. 41, no. 5, pp. 1382–1394, 2011.
- [30] L. Zhou, L. Wang, L. Liu, P. Ogunbona, and D. Shen, "Learning discriminative Bayesian networks from high-dimensional continuous neuroimaging data," *IEEE Transactions on Pattern Analysis and Machine Intelligence*, vol. 38, no. 11, pp. 2269–2283, 2016.
- [31] Q. Ye, A. A. Amini, and Q. Zhou, "Optimizing regularized Cholesky score for order-based learning of Bayesian networks," *IEEE Transactions on Pattern Analysis and Machine Intelligence*, vol. 43, no. 10, pp. 3555–3572, 2021.
- [32] A. A. Neath and J. E. Cavanaugh, "The Bayesian information criterion: Background, derivation, and applications," *Wiley Interdisciplinary Reviews: Computational Statistics*, vol. 4, no. 2, pp. 199–203, 2012.
- [33] J. Suzuki, "A theoretical analysis of the BDeu scores in Bayesian network structure learning," *Behaviormetrika*, vol. 44, pp. 97–116, 2017.
- [34] M. H. Hansen and B. Yu, "Model selection and the principle of minimum description length," *Journal of the American Statistical Association*, vol. 96, no. 454, pp. 746–774, 2001.
- [35] D. Malinsky and P. Spirtes, "Learning the structure of a nonstationary vector autoregression," in *The 22nd International Conference on Artificial Intelligence and Statistics*. PMLR, 2019, pp. 2986–2994.
- [36] T. Gao and D. Wei, "Parallel Bayesian network structure learning," in *International Conference on Machine Learning*. PMLR, 2018, pp. 1685–1694.
- [37] D. M. Chickering, "Optimal structure identification with greedy search," *Journal of Machine Learning Research*, vol. 3, no. Nov, pp. 507–554, 2002.
- [38] I. Flesch and P. J. Lucas, "Markov equivalence in Bayesian networks," *Advances in Probabilistic Graphical Models*, pp. 3–38, 2007.
- [39] M. Tsagris, "Bayesian network learning with the PC algorithm: An improved and correct variation," *Applied Artificial Intelligence*, vol. 33, no. 2, pp. 101–123, 2019.
- [40] I. Tsamardinos, L. E. Brown, and C. F. Aliferis, "The Max-Min Hill-Climbing Bayesian network structure learning algorithm," *Machine Learning*, vol. 65, pp. 31–78, 2006.
- [41] R. T. O'Donnell, A. E. Nicholson, B. Han, K. B. Korb, M. J. Alam, and L. R. Hope, "Causal discovery with prior information," in *AI 2006: Advances in Artificial Intelligence: 19th Australian Joint Conference on Artificial Intelligence, Hobart, Australia, December 4-8, 2006. Proceedings 19*. Springer, 2006, pp. 1162–1167.
- [42] C. Martínez-Martínez, J. Mendez-Bermudez, J. M. Rodríguez, and J. M. Sagarreta, "Computational and analytical studies of the Randić index in Erdős–Rényi models," *Applied Mathematics and Computation*, vol. 377, p. 125137, 2020.
- [43] X. Wang, L. Chen, T. Ban, M. Usman, Y. Guan, S. Liu, T. Wu, and H. Chen, "Knowledge graph quality control: A survey," *Fundamental Research*, vol. 1, no. 5, pp. 607–626, 2021.
- [44] X. Wu, H. Chen, G. Wu, J. Liu, Q. Zheng, X. He, A. Zhou, Z.-Q. Zhao, B. Wei, M. Gao *et al.*, "Knowledge engineering with big data," *IEEE Intelligent Systems*, vol. 30, no. 5, pp. 46–55, 2015.
- [45] X. Wang, T. Ban, L. Chen, X. Wu, D. Lyu, and H. Chen, "Knowledge verification from data," *IEEE Transactions on Neural Networks and Learning Systems*, pp. 1–15, 2022.

## 8 APPENDIX

### 8.1 Probability Estimation of Conditions in Lemma 1

A condition is mentioned in Lemma 1 that, out of the two nodes with incorrect direct priors, at least one node's parent is found. This condition does not hold for all cases. If these two nodes themselves do not have other parents, for example, the topological order of these two nodes in the Bayesian network is high, then this wrong prior may not lead to sub-rings. In this Appendix, we demonstrate that the probability of this scenario is low, at least for random graphs. Specifically, assuming the event  $A$ :

$$A = \text{Take an edge randomly from the actual graph, at least one node of this edge has at least one parent parent.} \quad (9)$$

we will calculate the probability of event  $A$  occurring in the Erdős–Rényi graph, which is one kind of the most common random graph.

To calculate the probability of event  $A$ , an easy way is to first calculate the opposite event  $A^c$ :

$$A^c = \text{Take an edge randomly from the actual graph, the two nodes of this edge have no parents.} \quad (10)$$

which could be further decomposed into a set of events  $B_{i,j}$ :

$$B_{i,j} = \text{neither } X_i \text{ nor } X_j \text{ has other parents under the condition that the random graph contains edge } (X_i, X_j). \quad (11)$$

According to the generation process of Erdős–Rényi graph, there is an equal probability  $\alpha$  between each pair of nodes to have an edge, whose expression is as follows:

$$\alpha = \frac{2|E|}{n(n-1)}, n \geq 2 \quad (12)$$

where  $|E| \leq \frac{n(n-1)}{2}$  represents expected number of edges in the generated random graph. Therefore, the probability of event  $B$  could be calculated as follow:

$$P_r(B_{i,j}) = (1 - \alpha)^{i-1} \times (1 - \alpha)^{j-2} = (1 - \alpha)^{i+j-3} \quad (13)$$

where without loss of generality, the nodes  $X_1, X_2, \dots, X_n$  are assumed to be in topological order.

Therefore, the probability of  $A^c$  and  $A$  can be calculated as:

$$P_r(A^c) = \sum_{i < j} P_r(\text{Edge}(X_i, X_j) \text{ is chosen}) P_r(B_{i,j})$$

$$= \frac{2}{n(n-1)} \sum_{i=1}^{n-1} \sum_{j=i+1}^n (1-\alpha)^{i+j-2} \quad (14)$$

$$P_r(A) = 1 - P_r(A^c)$$

$$= 1 - \frac{2}{n(n-1)} \sum_{i=1}^{n-1} \sum_{j=i+1}^n (1-\alpha)^{i+j-2} \quad (15)$$

According to the formula of geometric sequence and some scaling tricks, the following equation could be noticed:

$$\sum_{i=1}^{n-1} \sum_{j=i+1}^n (1-\alpha)^{i+j-3}$$

$$= \frac{1}{\alpha^2} \left[ \frac{1}{2-\alpha} - \frac{(1-\alpha)^{2n-2}}{2-\alpha} - (1-\alpha)^{n-1} + (1-\alpha)^{2n-2} \right] \quad (16)$$

$$\leq \frac{1}{\alpha^2} \left[ \frac{1}{2-\alpha} - \frac{1}{2} + \frac{1}{2} ((1-\alpha)^{n-1} - 1)^2 \right]$$

$$\leq \frac{1}{\alpha^2(2-\alpha)}$$

Finally, combined with Equation (12), the lower bound of the probability of event  $A$  can be obtained:

$$P_r(A) \geq 1 - \frac{2}{n(n-1)} \frac{1}{\alpha^2(2-\alpha)} = 1 - \frac{n^2(n-1)^2}{4|E|^2[n(n-1) - |E|]} \quad (17)$$

By calculating the derivative of  $P_r(A)$  to  $|E|$ , it can be found that within the value range of  $|E|$ ,  $P_r(A)$  increases with the increase of  $E$ . In particular,  $P_r(A) \approx 0.75$  when  $|E| = n$ , and  $P_r(A) \approx 0.89$  when  $|E| = 1.5n$ , which indicate the condition "Out of the two nodes with incorrect direct priors, at least one node's parent is found" holds with high probability.

## 8.2 Experimental Validation of the Effects of Different Types of Prior Errors on Learned Graphs

In addition to the experiments in the main text, this section presents more experimental results on the influence of different types of priors, as shown in Tables 8 and 9. It can be seen that in random graphs with different settings, prior errors exhibit similar effects on the learned graph as the conclusions drawn in the main text.

Specifically, the addition of the four types of prior errors has little effect on missing edges. When the prior is a reversed direct prior or a reversed indirect prior, the number of extra edges increases significantly, and the number of reversed edges also increases to a certain extent. The irrelevant prior does not lead to a large number of reversed edges, but it does cause an increase in the number of extra edges. Indirect priors lead to extra edges, but they also help reduce reversed edges in causal structure learning because they clarify the causal order between nodes. Finally, the experimental results show that the number of quasi-circles increases substantially after adding a reversed direct prior or a reversed indirect prior, while it is insensitive to indirect and irrelevant priors, which experimentally validates the importance of identification of order-reversed priors.

TABLE 8  
Effect of Different Types of Priors on the Performance of Causal Structure Learning (in the random graph with 20 nodes and 30 edges)

Metric	Prior Type	Number of Prior Knowledge $n_p$						
		$n_p=0$	$n_p=1$	$n_p=2$	$n_p=3$	$n_p=4$	$n_p=5$	$n_p=6$
Missing	RD	0.6	0.6	0.6	0.4	0.4	0.4	0.3
	RA		0.7	0.9	1.0	0.8	0.8	0.9
	Ind		0.6	0.7	0.5	0.3	0.5	0.6
	Irr		0.6	0.6	0.7	0.7	0.7	0.8
Extra	RD	14.4	18.5	19.6	21.4	20.8	24.7	28.9
	RA		16.3	24.0	25.0	26.5	26.8	27.8
	Ind		14.6	14.6	12.9	15.5	16.4	17.2
	Irr		15.6	16.4	17.4	20.8	21.3	25.2
Reversed	RD	9.7	11.2	12.1	12.6	12.4	13.1	14.3
	RA		9.3	10.8	11.0	11.9	12.1	12.3
	Ind		8.9	8.4	7.3	7.9	7.0	6.9
	Irr		9.9	10.1	10.2	10.4	11.0	11.2
SHD	RD	24.7	30.3	32.3	34.4	33.6	38.2	43.5
	RA		26.3	35.7	37.0	39.2	39.7	41.0
	Ind		24.1	23.7	20.7	23.7	23.9	24.7
	Irr		26.1	27.1	28.3	31.9	33.0	37.2
Quasi-circle	RD	36.5	44.0	48.5	52.2	46.7	58.4	71.9
	RA		38.0	57.1	56.4	62.1	63.1	63.5
	Ind		36.7	35.1	25.2	34.3	35.0	35.1
	Irr		37.0	37.4	39.8	48.6	41.9	54.1

TABLE 9  
Effect of Different Types of Priors on the Performance of Causal Structure Learning (in the random graph with 30 nodes and 30 edges)

Metric	Prior Type	Number of Prior Knowledge $n_p$						
		$n_p=0$	$n_p=1$	$n_p=2$	$n_p=3$	$n_p=4$	$n_p=5$	$n_p=6$
Missing	RD	0.2	0.2	0.2	0.2	0.1	0.2	0.2
	RA		0.2	0.1	0.1	0.1	0.2	0.2
	Ind		0.2	0.2	0.2	0.2	0.2	0.2
	Irr		0.2	0.2	0.2	0.2	0.2	0.1
Extra	RD	10.2	13.1	15.0	16.4	18.4	19.0	20.0
	RA		15.8	17.9	21.0	21.2	21.8	23.4
	Ind		11.2	12.0	12.5	12.6	13.6	14.4
	Irr		11.3	11.9	12.6	13.7	14.5	15.7
Reversed	RD	8.5	10.0	11.5	12.1	13.2	13.6	14.5
	RA		9.4	9.3	10.2	10.7	10.7	10.8
	Ind		8.3	8.0	7.7	7.2	7.1	6.9
	Irr		8.6	8.6	8.6	8.4	8.3	8.4
SHD	RD	18.9	23.3	26.7	28.7	31.7	32.8	34.7
	RA		25.4	27.3	31.3	32.0	32.7	34.4
	Ind		19.7	20.2	20.5	19.9	20.9	21.5
	Irr		20.1	20.7	21.4	22.3	22.9	24.1
Quasi-circle	RD	11.0	17.4	20.2	22.7	29.5	29.6	29.8
	RA		23.5	28.6	35.3	35.9	35.7	39.5
	Ind		12.1	12.9	12.6	12.1	13.8	14.7
	Irr		11.5	10.8	10.6	11.1	11.2	11.8