

TrajectoryFormer: 3D Object Tracking Transformer with Predictive Trajectory Hypotheses

Xuesong Chen¹ Shaoshuai Shi^{2*} Chao Zhang³ Benjin Zhu¹ Qiang Wang³
Ka Chun Cheung⁴ Simon See⁴ Hongsheng Li^{1*}

¹Multimedia Laboratory, The Chinese University of Hong Kong ²Max Planck Institute for Informatics

³Samsung Telecommunication Research ⁴NVIDIA AI Technology Center

{chenxuesong@link, hsl@ee}.cuhk.edu.hk, shaoshuaics@gmail.com

Abstract

3D multi-object tracking (MOT) is vital for many applications including autonomous driving vehicles and service robots. With the commonly used tracking-by-detection paradigm, 3D MOT has made important progress in recent years. However, these methods only use the detection boxes of the current frame to obtain trajectory-box association results, which makes it impossible for the tracker to recover objects missed by the detector. In this paper, we present TrajectoryFormer, a novel point-cloud-based 3D MOT framework. To recover the missed object by detector, we generate multiple trajectory hypotheses with hybrid candidate boxes, including temporally predicted boxes and current-frame detection boxes, for trajectory-box association. The predicted boxes can propagate object’s history trajectory information to the current frame and thus the network can tolerate short-term miss detection of the tracked objects. We combine long-term object motion feature and short-term object appearance feature to create per-hypothesis feature embedding, which reduces the computational overhead for spatial-temporal encoding. Additionally, we introduce a Global-Local Interaction Module to conduct information interaction among all hypotheses and models their spatial relations, leading to accurate estimation of hypotheses. Our TrajectoryFormer achieves state-of-the-art performance on the Waymo 3D MOT benchmarks.

1. Introduction

3D multi-object tracking (MOT) is an essential and critical task in the fields of autonomous driving and robotics. It plays a vital role in enabling systems to accurately perceive their surrounding dynamic environment and make appropriate responses. Among the various sensors used in autonomous driving, LiDAR-based systems have emerged as

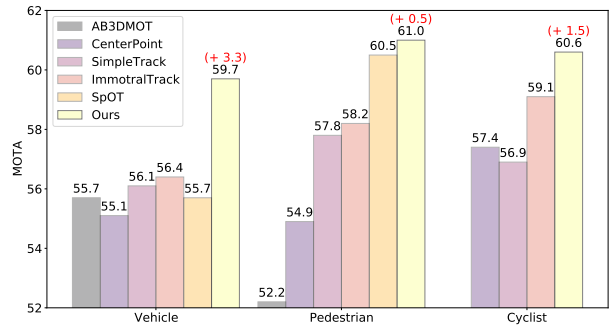


Figure 1. Comparison of TrajectoryFormer and other state-of-the-art methods on Waymo validation set in terms of MOTA (L2).

a popular choice because they can capture accurate and detailed 3D information of the environment, enabling more precise object detection and tracking. Therefore, 3D MOT based on LiDAR point clouds shows great potential to improve the safety and efficiency of autonomous vehicles.

Tracking-by-detection is a popular paradigm that has demonstrated excellent performance on the 3D MOT task [28, 10, 21, 1, 11]. Previous methods, such as CenterPoint [28] and SimpleTrack [10], rely on heuristic rules to associate objects across frames. These methods use manually designed affinity metrics such as distance, intersection over union (IoU), and GIoU to match a history trajectory with a current detection box based on their positional relationship. However, these heuristic rules are not robust as they cannot be trained and different categories may prefer different association metrics [10]. Moreover, these methods only consider pair-wise position relationships between boxes, without considering comprehensive global context information, which often results in low-quality trajectories.

Other methods have attempted to enhance 3D MOT by modeling the spatial context among different boxes. PolarMOT [6] adopts Graph Neural Network (GNN) to establish the spatial-temporal relationship between trajectories and different boxes, followed by edge classification to conduct

*Corresponding authors

association. Similarly, InterTrack [24] employs attention mechanisms to interact between trajectories and all boxes, generating the affinity matrix for association. These methods generally leverage global context information, resulting in improved tracking performance compared to heuristic methods. However, they still only rely on detection boxes for associating with existing trajectories, which limits the recall rate when the detector misses objects. Thus, incorporating additional box candidates for association has great potential to improve the recall and performance of 3D MOT.

To overcome the limitations of existing approaches, we present TrajectoryFormer, a novel point-cloud-based 3D MOT framework. Our framework generates multiple trajectory hypotheses with hybrid candidate boxes, enabling better tracking of challenging objects. It then employs a per-hypothesis feature encoding module and a cross-hypothesis feature interaction module to learn representative features for selecting the best hypotheses. The per-hypothesis feature encoding module encodes both the appearance and motion information of each hypothesis, whereas the feature interaction module captures the contextual relationship among all hypotheses. By leveraging multiple hypotheses and contextual information, TrajectoryFormer can enhance tracking performance in challenging scenarios with limited overhead, as shown in Fig. 1.

Specifically, our framework first generates multiple trajectory hypotheses for each existing trajectory using two types of association candidate boxes: temporally predicted boxes and current frame detection boxes. Unlike existing approaches that only consider detection boxes at the current frame, we design a small motion prediction network that generate predicted boxes for several future frames of each history trajectory. This allows us to generate multiple trajectory hypotheses for an object by linking its history trajectory with both temporally predicted boxes (generated by its motion prediction at different past time steps) and current frame detection boxes (matched by nearest distance of box centers). Such a strategy enables the network to recover objects missed by the detector at the current moment and provides additional association options that can help correct trajectory errors caused by low-quality detection boxes.

After generating multiple trajectory hypotheses, TrajectoryFormer combines long-term object motion feature and short-term object appearance feature to create per-hypothesis feature embedding. More specifically, we adopt a PointNet-like [15] neural network to encode the motion feature for each trajectory hypothesis via encoding its long-term sequence boxes, and a small transformer-based neural network on the cropped object points to encode its appearance feature. Note that we only encode the object appearance feature based on short-term point clouds, since it not only requires very limited computational overhead but also avoids handling long-term object point variations. The con-

catenation of two types of features that capture complementary information for each trajectory hypothesis creates the per-hypothesis feature embedding. This embedding enables the evaluation of each hypothesis quality and facilitates the modeling of relationships among multiple hypotheses.

To jointly consider the trajectory association across all objects, we introduce a global-local Interaction module that models spatial relations of all trajectory hypotheses. It uses a transformer-based neural network to alternately conduct scene-level (*e.g.*, all trajectory hypotheses within the scene) and ID-level (*e.g.*, multiple trajectory hypotheses of each object) feature interactions on the hypotheses, leading to more accurate estimation of hypotheses. During inference, TrajectoryFormer selects the hypothesis with the highest confidence as the best association result for each object. The selected hypothesis is then refined using its extracted features to generate a more accurate trajectory.

In summary, our contributions are three-fold: 1) We propose TrajectoryFormer, a novel transformer-based 3D MOT tracking framework, which generates multiple trajectory hypotheses that incorporate both predicted and detected boxes to better track challenging objects. 2) To better encode each hypothesis, we incorporate both long-term trajectory motion features and short-term object appearance features. Additionally, the framework employs a global-local interaction module to model relationships among all hypotheses to adaptively determine the optimal trajectory-box association. 3) We demonstrate the effectiveness of our proposed approach through extensive experiments, and our framework achieves state-of-the-art results for 3D MOT on the challenging Waymo 3D tracking benchmark.

2. Related Work

2.1. 3D Object Detection on Point Clouds

Current methods of 3D detection on point cloud can be categorized into three groups: point-based, voxel-based, and point-voxel-based. The point-based methods [17, 12, 27] directly extract information from the original point clouds. These methods leverage operations like set abstraction [13] to capture spatial position features of the irregular 3D point clouds. In contrast, voxel-based approaches convert the irregular points into regular 3D voxels. Therefore, voxel-based works [25, 31, 28] can utilize 3D CNN to directly extract features of each voxel in 3D space. Some high-efficiency methods [26, 7, 22, 4] further reduce the height dimension of voxels, named pillar, and adopt a bird-eye view (BEV) representation to encode 3D features efficiently. Additionally, point-voxel-based methods aim to enhance the performance by leveraging the strengths of both point and voxel representations. One strategy employed by these methods is to utilize a voxel-based backbone to generate initial 3D proposals, which are subsequently refined

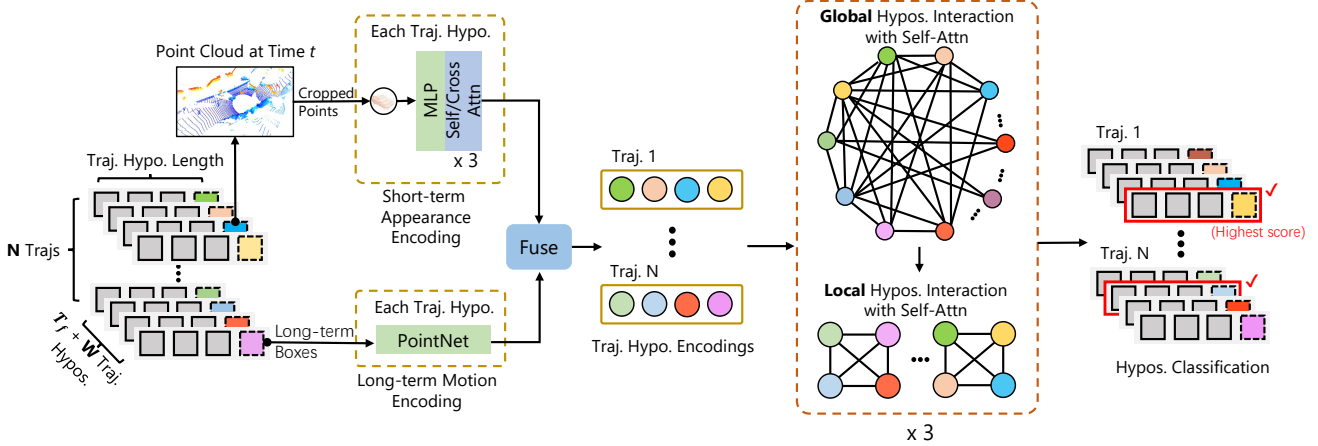


Figure 2. The overall framework of the proposed TrajectoryFormer. Given N history trajectories and the input point cloud, we first generate multiple trajectory hypotheses for each history trajectory by incorporating both W detected boxes and T_f temporally predicted boxes. Then a long-short hypothesis feature encoding module is used to encode the appearance and motion feature of each hypothesis. These hypothesis features are then further encoded via a global-local hypothesis interaction module to propagate information among these hypotheses. Finally, these features are utilized to predict the confidence of each hypothesis for selecting the best trajectory hypothesis.

using point-based features. By exploiting the two representations, some recent point-voxel-based works [14, 8, 16] have achieved state-of-the-art detection results.

On the other hand, some methods aim to exploit the benefit of multi-frame point cloud for better detection performance. Early methods employ a feature-based strategy to aggregate temporal features with 2D CNN [9] or transformer-based architectures [20, 29]. Recent works [5, 19, 28] have shown that a simple concatenation strategy of multi-frame points can significantly outperform the single-frame setting. However, this approach may encounter challenges when dealing with longer sequences. In this context, MPPNet [2] proposes to employ proxy point as a medium to align and aggregate information of multi-frame point clouds, which enables network to handle long sequences and obtain remarkable performance gain.

2.2. 3D Multi-Object Tracking

Benefiting from recent advancements in 3D object detection, the state-of-the-art 3D MOT algorithms have adopted the tracking-by-detection paradigm. A notable example is CenterPoint [28], which proposes a simple approach that utilize objects' center distance as the association metric to link detection boxes across sequential frames. However, CenterPoint employ a constant velocity assumption to compensate for the motion displacement between different frames. This approach may exhibit less resilient to missing detections or curved motion trajectories.

In addition to velocity, several 3D MOT algorithms utilize Kalman Filters to estimate the location of tracked objects. AB3DMOT [23] serves as a foundational approach in this regard, where 3D Intersection-over-Union (IoU) is employed as the association metric for object tracking. Fur-

thermore, Chiu *et al.* [3] propose an alternative approach by introducing the use of Mahalanobis distance as a replacement for 3D IoU to capture the uncertainty of the trajectories. Meanwhile, SimpleTrack [10] conducts an analysis of the different components of a tracking-by-detection pipeline and provides suggestions for enhancing each component. ImmortalTracker [21] propose a simple tracking system that maintain tracklets for objects gone dark to solve the ID switch problem in 3D MOT. SpOT [18] introduces a approach by developing the representation of tracked objects as sequences of time-stamped points and bounding boxes over a long temporal history. At each timestamp, SpOT improves the location and motion estimates of tracked objects by utilizing encoded features from the maintained sequence of objects.

In contrast to SpOT, which refines already-associated trajectories using long sequence boxes and point clouds, TrajectoryFormer leverages the appearance features of short-term point clouds and incorporates long-term historical trajectory information as simultaneous association clues. This enables our algorithm to obtain better trajectory-box association result from the proposed multiple hypotheses with low computational overhead.

3. TrajectoryFormer

Existing state-of-the-art 3D MOT approaches [28, 10, 21, 18] generally adopt the tracking-by-detection paradigm, which utilizes the detected boxes at the current frame for trajectory-box association. Although these approaches have achieved excellent tracking performance, they may encounter difficulties when tracking challenging objects, such as occluded or distant objects, due to mis-detections or inaccurate localization caused by sparse object points. To ad-

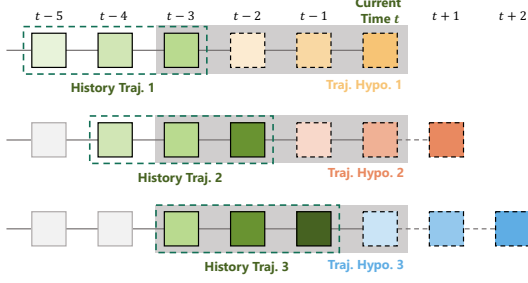


Figure 3. The illustration of the generation of multiple trajectory hypotheses at frame t for a single history trajectory.

dress these limitations, we present an efficient framework, TrajectoryFormer, for 3D MOT in point cloud scenarios.

Specifically, as shown in Fig. 2, TrajectoryFormer generates a novel set of multiple trajectory hypotheses, which incorporate both current frame detection boxes and history-trajectory prediction boxes to better cover the potential moving patterns of tracked objects. In Sec. 3.1, we first introduce the generation of multiple trajectory hypotheses. Next, in Sec. 3.2, we present the feature encoding of each trajectory hypothesis. In Sec. 3.3, we propose the global-local feature interaction module to propagate information among all the trajectory hypotheses and generate the final trajectories. Finally, we introduce the losses of TrajectoryFormer in Sec. 3.4.

3.1. Generation of Multiple Trajectory Hypotheses

Given N existing history trajectories up to time $t - 1$, $\{h_i^t\}_{i=1}^N$, state-of-the-art 3D MOT approaches [10, 21] generally associate each history trajectory with its nearest detection boxes at t for extending the trajectories up to current time t . However, this association strategy may fail in tracking some challenging objects if the detector misses the object at time t . To address this limitation, TrajectoryFormer is designed to generate *multiple trajectory hypotheses* for each tracked object h_i^t to better cover the potential moving patterns of each object. Unlike existing approaches that solely consider current frame detection boxes for trajectory-box association, each history trajectory h_i^t is paired with hybrid candidate boxes at time t to generate trajectory hypotheses, which include not only the current frame detection boxes but also the temporally predicted boxes based on the motion prediction of the history trajectory h_i^t .

Motion Prediction of History Trajectories. To achieve this goal, we introduce a motion prediction network that encodes the historical trajectories of tracked objects to predict their future states. Specifically, we first reorganize the history trajectories $\{h_i^t\}_{i=1}^N$ as $H^t = \{\hat{h}_i^t \mid \hat{h}_i^t \in \mathbb{R}^{T_h \times S}\}_{i=1}^N \in \mathbb{R}^{N \times T_h \times S}$. Note that $\hat{h}_i^t \in \mathbb{R}^{T_h \times S}$ is the cropped history trajectory of the i -th trajectory h_i^t up to time $t - 1$ with temporal length T_h , and S denotes the number of state attributes at each frame, such as location, heading angle, and time en-

coding. We pad all-zero vectors to the history trajectories that are shorter than T_h .

The motion features of each history trajectory are then encoded using a PointNet-like encoder as

$$H_g^t = \text{MaxPool}(\text{MLP}(H^t)), \quad (1)$$

where $\text{MLP}(\cdot)$ is a multi-layer perceptron network transforming each S -dimensional history trajectory’s state vector, followed by max-pooling over the temporal dimension to summarize all frames’ features into N history trajectory features $H_g^t \in \mathbb{R}^{N \times D}$. The trajectory features are then used as input to an MLP prediction head that predicts each object’s future states as

$$H_p^t = \text{MLP}(H_g^t), \quad (2)$$

where $H_p^t \in \mathbb{R}^{N \times T_f \times 3}$ is the set of predicted states at future T_f frames for each history trajectory h_i^t up to time $t - 1$. H_p^t can be reformulated as a set $H_p^t = \{p_i^t\}_{i=1}^N$, where $p_i^t \in \mathbb{R}^{T_f \times 3}$ indicates the predicted future states of the i -th trajectory starting at time t , and 3 represents the predicted 2D location and the heading angle at each time step.

Generation of Multiple Trajectory Hypotheses. With the predicted trajectory states from the past time steps, TrajectoryFormer generates multiple trajectory hypotheses for each tracked object by associating each history trajectory to each of its T_f temporally predicted boxes and current-frame detected boxes.

Specifically, as shown in Fig. 3, for a given history trajectory h_i up to time $t - 1$, we collect its predicted states at time t from the motion prediction results at the previous T_f frames of the history trajectory, which can be represented as the set

$$\{p_i^{t-1}[1], \dots, p_i^{t-j}[j], \dots, p_i^{t-T_f}[T_f]\},$$

where $p_i^{t-j}[j]$ indicates the predicted state at current time t by using the short clip of this history trajectory at time $t - j$. Note that we only predict the future position and heading angle of each trajectory and assume that the box dimension is unchanged for each history trajectory. For the sake of simplicity, we consider $\{p_i^{t-j}[j]\}_{j=1}^{T_f}$ as the predicted boxes of the i -th history trajectory at current time t , which are utilized to associate with the i -th history trajectory to generate multiple trajectory hypotheses. We illustrate the generation of multiple trajectory hypotheses with temporally predicted boxes in Fig. 3, where the prediction length $T_f = 3$ and history length $T_h = 3$.

In addition to the boxes temporally predicted from the past, each history trajectory h_i^t is also associated with the W detection boxes at the current frame, which are generated by a 3D detector and chosen as the nearest boxes to the trajectory. We denote the associated detection boxes of the i -th history trajectory as $\{d_i^j\}_{j=1}^W$.

Given the generated predicted boxes and associated detection boxes, for each history trajectory h_i^t , we can obtain a set Ω consisting of $M = N \times (T_f + W)$ hypotheses as

$$\begin{aligned}\Omega_p &= \{h_i^t \oplus p_i^{t-1}[1], \dots, h_i^t \oplus p_i^{t-T_f}[T_f]\}, \\ \Omega_d &= \{h_i^t \oplus d_i^1, \dots, h_i^t \oplus d_i^W\}, \\ \Omega &= \Omega_p \cup \Omega_d,\end{aligned}\quad (3)$$

where \oplus indicates linking the i -th history trajectory with a temporally predicted or detection box to generate a trajectory hypothesis.

These proposed multiple trajectory hypotheses strategy provides two key benefits. Firstly, it enables the recovery of objects that were not detected at time t by propagating past times' temporal prediction boxes to time t , which creates trajectory hypotheses better tolerating short-term misdetection of the tracked objects. Secondly, it provides more association candidates and can correct tracking errors in trajectories caused by low-quality detection boxes, since the 3D detector only uses limited temporal information in the point cloud sequence (*e.g.*, 2-3 frames) and may produce low-quality detection boxes for challenging objects. In such cases, temporally predicted boxes might provide better trajectory hypotheses to improve the tracking quality.

3.2. Long Short-Term Hypothesis Feature Encoding

After obtaining multiple trajectory hypotheses, TrajectoryFormer adopts a long-short feature encoder to transform the trajectory hypotheses into the feature space, which involves encoding the long-term motion information and the short-term appearance of each trajectory hypothesis.

For long-term motion encoding, we employ a PointNet-like neural network that takes M trajectory hypotheses' box sequence $\Omega_B \in \mathbb{R}^{M \times (T_h+1) \times 8}$ as input, where 8 means the number of boxes' properties (*e.g.* 7-dim geometry and 1-dim time encoding), and outputs their motion features $E_m \in \mathbb{R}^{M \times D}$ as

$$E_m = \text{MaxPool}(\text{MLP}(\Omega_B)). \quad (4)$$

The incorporation of such long-term motion information is crucial in differentiating hypotheses that exhibit similar appearance and location at the current time.

To reduce the computational cost and avoid handling long-term object point variations, we only encode the short-term appearance of each trajectory hypothesis. Specifically, we randomly sample Y points by cropping the input short-term point cloud within the box at time t of each trajectory hypothesis. We follow MPPNet [2] to encode the box information to each cropped object point by computing the relative differences between each sampled point p_i and 9 representative points of the hypothesis box (8 corner and

1 center points). By appending an extra one-dimensional time offset embedding, the final point-wise appearance features of the j -th hypothesis of the i -th tracked object can be further encoded with an MLP network, which can be represented as $O_i^j \in \mathbb{R}^{Y \times D}$.

Given these encoded point-wise features, we first utilize the self-attention mechanism to perform information interaction among all points and then adopt a cross-attention layer to obtain the aggregated embedding from Y points as

$$\begin{aligned}\hat{O}_i^j &= \text{SelfAttn}(Q(O_i^j), K(O_i^j), V(O_i^j)), \\ V_i^j &= \text{CrossAttn}(Q(v), K(\hat{O}_i^j), V(\hat{O}_i^j)),\end{aligned}\quad (5)$$

where $i \in \{1, \dots, N\}$ and $j \in \{1, \dots, T_f + W\}$. $Q(\cdot), K(\cdot), V(\cdot)$ are linear projection layers to generate query, key, value features for the attention layers. $v \in \mathbb{R}^{1 \times D}$ is zero-initialized learnable parameters to aggregate features from all the subsampled points of the j -th hypothesis of the i -th tracked object, which generates its final appearance feature as $V_i^j \in \mathbb{R}^D$.

In practice, the self-attention and cross-attention operations are iteratively repeated for multiple rounds to update the query vector v gradually. The final short-term appearance features of all M hypotheses can be denoted as $E_a = \{V_i^j\}_{i=1, j=1}^{N, T_f+W} \in \mathbb{R}^{M \times D}$.

Given the appearance embedding E_a and motion embedding E_m , the long short-term embedding $E \in \mathbb{R}^{M \times D}$ of all M hypotheses of trajectory i is formed by concatenating the features with a one-hot class vector C to distinguish their target category along the channel dimension as

$$E = \text{MLP}(\text{Concat}(E_a, E_m, C)). \quad (6)$$

3.3. Global-local Feature Interaction of Multiple Trajectory hypothesis

The hypothesis features encode the appearance and historical motion information of each tracked object. However, it fails to consider the relationship between multiple trajectory hypotheses of the same tracked object and the interactions between all tracked objects in the same scene.

To properly model inter-hypothesis and inter-trajectory relations, we propose a Global-local Interaction Module to model the spatial relationships among all hypotheses of all tracked objects. Specifically, we design a transformer with self-attention mechanism to propagate information between all trajectory hypotheses. The interaction is performed alternatively between global and local contexts, as depicted in Fig. 2. During global interaction, each hypothesis gathers information from all other hypotheses as

$$G = \text{SelfAttn}(Q(E), K(E), V(E)), \quad (7)$$

which forms global-interacted embedding $G \in \mathbb{R}^{M \times D}$. On the other hand, local interaction emphasizes the interaction

between different hypotheses of the same tracked object. Specifically, we use G_i^j represents the globally-interacted j -th hypothesis embedding of the i -th tracked object, where $j = \{1, \dots, T_f + W\}$, $i = \{1, \dots, N\}$. Therefore, the local interaction of $T_f + W$ hypotheses of the i -th tracked object can be expressed as

$$L_i^j = \text{SelfAttn}(Q(G_i^j), K(G_i^j), V(G_i^j)), \quad (8)$$

which forms local-interacted embedding $L \in \mathbb{R}^{M \times D}$.

We alternately conduct the global and local interaction in the transformer for several times, which enables the representations of the hypotheses to incorporate both global and local contexts, allowing each hypothesis to gain a better understanding of the distribution of its neighboring objects. This module leads to improved association outcomes since the embedding of each hypothesis becomes more context-aware. After the interaction process, an MLP head is appended to generate a final probability score for each hypothesis' confidence evaluation, which is utilized for selecting the best trajectory hypothesis for of each tracked object.

3.4. Losses

The overall training loss contains two loss terms: a confidence-score loss $\mathcal{L}_{\text{conf}}$ and a bounding-box regression loss \mathcal{L}_{reg} as

$$\mathcal{L} = \mathcal{L}_{\text{conf}} + \mathcal{L}_{\text{reg}}. \quad (9)$$

We adopt the binary cross entropy loss for $\mathcal{L}_{\text{conf}}$, which is introduced to supervise the network to predict confidence-score of all trajectory hypotheses. For \mathcal{L}_{reg} , we employ the same box regression loss in MPPNet [2] to supervise box refinement, that is, to predict the residual of the position, shape and heading angle between hypothesis boxes and ground truth. In addition, the simple motion prediction network is trained separately. We use the L1 loss to supervise the networks' prediction of future trajectory states, including center location and heading angle.

4. Experiments

In this section, we first outline our experimental setup, which includes the datasets, evaluation metrics, implementation details and life cycle management. Subsequently, we present comprehensive comparisons with state-of-the-art methods on the Waymo 3D MOT benchmarks. Finally, we provide a range of ablation studies and related analyses to investigate various design choices in our approach.

4.1. Dataset and Implementation Details

Waymo Open Dataset. The Waymo Open Dataset comprises 1150 sequences, with 798 training, 202 validation, and 150 testing sequences, and each of which contains 20

seconds of continuous driving data within the range of [-75m, 75m]. 3D labels are provided for three classes, including vehicle, pedestrian and cyclist.

Evaluation Metrics. We adopt the official evaluation metrics as defined by the Waymo benchmark for comparison. MOTA is employed as the primary evaluation metric, which involves three types of errors: false positives (FP), missing objects (Miss), and identity switches (IDS) at each timestamp. Furthermore, the evaluation performance is divided into two difficulty levels: LEVEL 1 and LEVEL 2. The former evaluates objects with more than five points, while the latter includes objects with at least one point. We use LEVEL 2 as the default performance setting.

Implementation Details. Similar to previous studies [10, 21, 18], we employ the detection boxes of CenterPoint as inputs for our method. The detection results of CenterPoint are pre-processed using an NMS with IoU threshold of 0.7, and score threshold of 0.1. During training, we take 4 hypotheses that includes 2 generated hypotheses (1 predicted box and 1 detection box) and 2 augmented hypotheses derived from the generated ones for diverse hypotheses distribution. For inference, we specify the number of multiple hypotheses for each history trajectory as 6, comprising 5 predicted boxes and 1 detection box. The detection boxes are associated with the trajectory through a greedy matching algorithm. For history trajectory without the matched current frame detection boxes, we pad all-zero boxes to create a hypothesis. We set a maximum matching distance of 2m for vehicles, and 0.5m and 1m for pedestrians and cyclists, respectively. For hyper-parameters of the network, we set the feature dimension $D = 256$, the number of sampling points $L = 128$, the lengths of history trajectory T_h and points are 10 and 5, respectively. We set the number of iteration blocks to 3 for both point feature encoding process and global-local interaction module. For optimization, the network is trained with the ADAM optimizer for 6 epochs with an initial learning rate of 0.001 and a batch size of 4.

Life Cycle Management. If the confidence-score of a trajectory's latest predicted hypothesis is below a threshold (0.6 for pedestrians and 0.7 for vehicles and cyclists), we remove the tracked object. For the retained objects, we select the hypothesis with the highest score as the association result. Finally, the new-born objects are generated from detection boxes which remain unassociated with history trajectories and do not overlap with the history trajectories. These boxes that meet the criteria and confidence-score above the predetermined thresholds (0.72 for pedestrian and 0.8 for vehicle and cyclist) are considered to new-born trajectories.

4.2. Comparison with State-of-the-art 3D MOT Tracker

Waymo Validation Set. In Table 1, we compare TrajectoryFormer with other 3D MOT methods on the validation set of Waymo Open dataset, where TrajectoryFormer

Method	Vehicle				Pedestrian				Cyclist			
	MOTA↑	FP%↓	Miss%↓	IDS%↓	MOTA↑	FP%↓	Miss%↓	IDS%↓	MOTA↑	FP%↓	Miss%↓	IDS%↓
AB3DMOT [23]	55.7	-	-	0.40	52.2	-	-	2.74	-	-	-	-
CenterPoint [28]	55.1	10.8	33.9	0.26	54.9	10.0	34.0	1.13	57.4	13.7	28.1	0.83
SimpleTrack [10]	56.1	10.4	33.4	0.08	57.8	10.9	30.9	0.42	56.9	11.6	30.9	0.56
ImmotralTrack [21]	56.4	10.2	33.4	0.01	58.2	11.3	30.5	0.26	59.1	11.8	28.9	0.10
SpOT [18]	55.7	11.0	33.2	0.18	60.5	11.3	27.6	0.56	-	-	-	-
Ours (CenterPoint)	59.7	11.7	28.4	0.19	61.0	8.8	29.8	0.37	60.6	13.0	25.6	0.70

Table 1. Tracking performance on the Waymo Open dataset *validation* split. The employed detector of compared tracking methods, including SimpleTrack, ImmotralTrack, SpOT and our TrajectoryFormer are all CenterPoint.

Method	Vehicle				Pedestrian				Cyclist			
	MOTA↑	FP%↓	Miss%↓	IDS%↓	MOTA↑	FP%↓	Miss%↓	IDS%↓	MOTA↑	FP%↓	Miss%↓	IDS%↓
AB3DMOT [23]	40.1	16.4	43.4	0.13	37.7	11.6	50.2	0.47	-	-	-	-
PVRCNN-KF [16]	57.7	8.4	33.6	0.26	53.8	9.3	36.2	0.73	55.1	8.3	35.8	0.91
AlphaTrack [30]	55.7	9.6	34.3	0.44	56.8	10.7	31.3	1.23	59.6	5.4	33.7	1.23
CenterPoint [28]	59.4	9.4	30.9	0.32	56.6	9.3	33.1	1.07	60.0	11.1	28.1	0.78
SimpleTrack [10]	60.3	8.8	30.9	0.08	60.1	10.7	28.8	0.40	60.1	9.7	29.6	0.67
ImmotralTrack [21]	60.6	8.5	31.0	0.01	60.6	11.0	28.3	0.18	61.6	9.3	29.0	0.10
Ours (CenterPoint)	64.6	8.5	26.7	0.17	62.3	7.6	29.7	0.35	64.6	8.7	26.1	0.64

Table 2. Tracking performance on the Waymo Open dataset *testing* split.

exhibits superior performance compared to other methods. To be specific, it outperforms the highest reported performance by 3.3%, 0.5%, and 1.5% and exceeds the adopted CenterPoint baseline by 4.6%, 6.1%, and 3.2% in terms of MOTA metric on vehicle, pedestrian, and cyclist, respectively. More specifically, TrajectoryFormer exhibits a significant improvement in the Miss metric compared to the employed baseline, which implies that our method can successfully recover objects that were missed by the detector. We attribute this success to our multi-hypothesis tracking strategy, which utilizes multiple trajectory hypotheses to propagate the state information of objects from past frames to the current frame and thus our model can better capture the potential motion of the tracked objects. Besides, this strategy provides extra candidate bounding boxes, which can be associated with objects that the detector failed to detect in the current frame. Moreover, for pedestrians, our method achieves lower False Positive (FP) values compared to other methods, indicating that the boxes in our trajectories have higher quality. Pedestrian trajectories are more complex and crowded compared to other categories, which makes it challenging for the network to generate correct associations. Hence, the lower FP for pedestrians indicates that TrajectoryFormer can handle associations in complex scenarios effectively.

Waymo Testing Set. We also evaluate TrajectoryFormer on the testing split of the Waymo Open dataset to further validate the generalization of our method. As shown in Table 2, TrajectoryFormer also significantly outperforms other methods on the testing set of Waymo Open Dataset.

4.3. Ablation Studies

To verify the effectiveness of each component in TrajectoryFormer, We conduct comprehensive ablation studies. Unless otherwise mentioned, all ablation experiments of TrajectoryFormer are trained on the vehicle category by

Method	MOTA↑	FP↓	Miss↓	IDS↓
CenterPoint [28]	55.1	10.8	33.9	0.26
w/o pred. boxes	56.3	10.5	33.0	0.24
1 pred. box	59.5	12.1	28.3	0.21
5 pred. boxes	59.8	11.3	28.7	0.23
10 pred. boxes	59.7	11.6	28.5	0.22

Table 3. Effects of the number of temporally prediction boxes. All experiments use 1 heuristic matched detection box.

taking the detection results of CenterPoint as input to save the training cost. We take MOTA (LEVEL 2) as the default metric for comparison.

Effects of the multiple hypotheses. Table 3 investigates the impact of different number of hypotheses for each tracked object. Firstly, without predicted boxes, TrajectoryFormer’s association performance degrades to the same level as Centerpoint baseline, which employs center distance and a greedy algorithm to perform trajectory-box association for each trajectory. In this scenario, compared to baseline, the refinement of detection box results in a 1.2% performance gain. For the single prediction box setting, we set $T_f = 1$. In other words, the motion prediction network only predicts the future box of the tracked object in the next single-frame. The incorporation of even a single prediction boxes allows the network to transfer past information of tracked objects to the current frame, resulting in a significant 3.5% performance improvement. When employing multiple temporal prediction boxes (e.g., 5), a slight performance improvement of 0.3% is observed compared to the single-frame prediction box setting. Utilizing the prediction from trajectory embedding at different history moments can provide more diverse candidate boxes, which brings a slight improvement. However, the use of more prediction boxes (i.e., 10) does not provide any additional performance improvements and instead increases computational overhead.

Effects of the Global-local interaction. We adopt different designs to investigate the effectiveness of our proposed

Method	MOTA↑	FP↓	Miss↓	IDS↓
w/o interaction	57.6	13.2	29.0	0.17
Global interaction	59.5	12.0	28.4	0.16
Global-Local interaction	59.8	11.3	28.7	0.23

Table 4. Effects of global-local interaction for context modeling of trajectory hypotheses.

Category	Method	MOTA↑	FP↓	Miss↓	IDS↓
Vehicle	1 frame	59.6	11.5	28.7	0.23
	3 frame	59.8	11.3	28.7	0.23
	5 frame	59.8	11.3	28.7	0.23
Pedestrian	1 frame	59.8	9.7	30.1	0.37
	3 frame	60.8	8.9	29.9	0.37
	5 frame	61.0	8.8	29.8	0.37

Table 5. Effects of different numbers of point cloud frames for appearance feature encoding.

global-local interaction module in Table 4. In the absence of interaction module, the network cannot incorporate global context information to model relationship among different hypotheses, leading to a 2.2% decrease in performance. In contrast, introducing the self-attention mechanism to enable global interaction among all hypotheses results in a substantial performance improvement of 1.9%. Additionally, the incorporation of local interaction of each tracked object, yields an additional gain of 0.3% in terms of MOTA.

Effects of length of point cloud frames. Table 5 displays the performances of using different numbers of point cloud frames. It should be noted that, in contrast to SpOT [18], which maintains a point cloud sequence with the same length as the trajectory bounding box, we only crop the concatenated multi-frame points of hypothesis boxes at the current time to reduce computation overhead. we scrutinize the effect of different numbers of point cloud frames in appearance feature encoding by keeping the number of randomly sampled point clouds constant. For the vehicle class, the point cloud appearance information of 1, 3, or 5 frames yields comparable performance. Conversely, for the pedestrian class, the utilization of 5-frame point cloud information outperforms single-frame and 3-frame point clouds by 1.2% and 0.2%, respectively. We attribute this to the fact that the pedestrian class has sparser raw LiDAR points in comparison to vehicles. Thus, the concatenated multi-frame points can provide more complete appearance information, which is advantageous for the network to differentiate between various candidate hypotheses.

Effects of length of trajectory boxes. We explore the impact of trajectory box length of our approach, as presented in Table 6. We observe that trajectories that are too short fail to fully leverage past temporal motion information of the tracked objects, resulting in 0.5% performance drop. For the Waymo dataset, we find that history trajectory boxes spanning approximately 10 frames can effectively capture the object’s past motion states, resulting in the best performance. Further increasing the trajectory length does not

Method	MOTA↑	FP↓	Miss↓	IDS↓
5 frame	59.3	11.7	28.8	0.23
10 frame	59.8	11.3	28.7	0.23
15 frame	59.7	11.5	28.6	0.22
20 frame	59.7	11.5	28.6	0.23

Table 6. Effects of numbers of trajectory length.

Method	MOTA↑	FP↓	Miss↓	IDS↓
Trajectory	50.8	15.4	33.2	0.59
Point	56.5	12.2	31.2	0.17
Point + Trajectory	59.8	11.3	28.7	0.23

Table 7. Effects of different designs of hypothesis embedding.

yield any additional performance benefits, as the motion state of the object may have changed, compared with earlier time steps. However, longer trajectories result in additional computational overhead. Therefore, we employ 10 frame trajectory boxes as the default setting in our approach as a trade-off.

Effects of the combination of point embedding and trajectory embedding. Table 7 presents the investigation of different hypothesis embedding designs. As we can see, only using the long-term boxes feature will lead to a 9% performance drop, which is reflected by the large value of the Miss and FP indicators. This suggests that a network based solely on the trajectory box feature cannot adequately select the best matching boxes for each tracked object, resulting in the retention of low-quality boxes (increasing FP) and the discarding of high-quality boxes (increasing Miss). Meanwhile, utilizing the short-term appearance features of point clouds demonstrates better association ability than trajectory box features, but also decreases performance by 3.3%. In the end, the optimal performance was achieved through the joint utilization of point cloud and trajectory features, emphasizing the significance of integrating both motion and appearance information.

5. Conclusion

In conclusion, our work presents a novel transformer-based 3D MOT tracking framework, TrajectoryFormer, which immigrates the limitations of existing tracking-by-detection methods by leveraging multiple predictive hypotheses that incorporate both temporally predicted boxes and current-frame detection boxes. To better encode spatial-temporal information of each hypothesis with low computational overhead, we incorporate both long-term trajectory motion features and short-term point appearance features. Additionally, our global-local interaction module enables the comprehensive exploitation of context information by modeling relationships among all hypotheses. Extensive experiments on the Waymo 3D tracking benchmark demonstrate that our proposed approach outperforms existing state-of-the-art methods, validating the effectiveness of our framework.

References

- [1] Nuri Benbarka, Jona Schröder, and Andreas Zell. Score refinement for confidence-based 3d multi-object tracking. In *2021 IEEE/RSJ International Conference on Intelligent Robots and Systems (IROS)*, pages 8083–8090. IEEE, 2021. 1
- [2] Xuesong Chen, Shaoshuai Shi, Benjin Zhu, Ka Chun Chung, Hang Xu, and Hongsheng Li. Mppnet: Multi-frame feature intertwining with proxy points for 3d temporal object detection. In *Computer Vision—ECCV 2022: 17th European Conference, Tel Aviv, Israel, October 23–27, 2022, Proceedings, Part VIII*, pages 680–697. Springer, 2022. 3, 5, 6
- [3] Hsu-Kuang Chiu, Antonio Prioletti, Jie Li, and Jeannette Bohg. Probabilistic 3d multi-object tracking for autonomous driving. *CoRR*, abs/2001.05673, 2020. 3
- [4] Runzhou Ge, Zhuangzhuang Ding, Yihan Hu, Yu Wang, Sijia Chen, Li Huang, and Yuan Li. Afdet: Anchor free one stage 3d object detection. *arXiv preprint arXiv:2006.12671*, 2020. 2
- [5] Yihan Hu, Zhuangzhuang Ding, Runzhou Ge, Wenxin Shao, Li Huang, Kun Li, and Qiang Liu. Afdetv2: Rethinking the necessity of the second stage for object detection from point clouds. *arXiv preprint arXiv:2112.09205*, 2021. 3
- [6] Aleksandr Kim, Guillem Brasó, Aljoša Ošep, and Laura Leal-Taixé. Polarmot: How far can geometric relations take us in 3d multi-object tracking? In *Computer Vision—ECCV 2022: 17th European Conference, Tel Aviv, Israel, October 23–27, 2022, Proceedings, Part XXII*, pages 41–58. Springer, 2022. 1
- [7] Alex H Lang, Sourabh Vora, Holger Caesar, Luning Zhou, Jiong Yang, and Oscar Beijbom. Pointpillars: Fast encoders for object detection from point clouds. In *Proceedings of the IEEE/CVF Conference on Computer Vision and Pattern Recognition*, pages 12697–12705, 2019. 2
- [8] Zhichao Li, Feng Wang, and Naiyan Wang. Lidar r-cnn: An efficient and universal 3d object detector. In *Proceedings of the IEEE/CVF Conference on Computer Vision and Pattern Recognition*, pages 7546–7555, 2021. 3
- [9] Wenjie Luo, Bin Yang, and Raquel Urtasun. Fast and furious: Real time end-to-end 3d detection, tracking and motion forecasting with a single convolutional net. In *Proceedings of the IEEE conference on Computer Vision and Pattern Recognition*, pages 3569–3577, 2018. 3
- [10] Ziqi Pang, Zhichao Li, and Naiyan Wang. Simpletrack: Understanding and rethinking 3d multi-object tracking. *arXiv preprint arXiv:2111.09621*, 2021. 1, 3, 4, 6, 7
- [11] Johannes Pöschmann, Tim Pfeifer, and Peter Protzel. Factor graph based 3d multi-object tracking in point clouds. In *2020 IEEE/RSJ International Conference on Intelligent Robots and Systems (IROS)*, pages 10343–10350. IEEE, 2020. 1
- [12] Charles R Qi, Or Litany, Kaiming He, and Leonidas J Guibas. Deep hough voting for 3d object detection in point clouds. In *proceedings of the IEEE/CVF International Conference on Computer Vision*, pages 9277–9286, 2019. 2
- [13] Charles Ruizhongtai Qi, Li Yi, Hao Su, and Leonidas J Guibas. Pointnet++: Deep hierarchical feature learning on point sets in a metric space. *Advances in neural information processing systems*, 30, 2017. 2
- [14] Shaoshuai Shi, Chaoxu Guo, Jihan Yang, and Hongsheng Li. Pv-rcnn: The top-performing lidar-only solutions for 3d detection/3d tracking/domain adaptation of waymo open dataset challenges. *arXiv preprint arXiv:2008.12599*, 2020. 3
- [15] Shaoshuai Shi, Li Jiang, Dengxin Dai, and Bernt Schiele. Motion transformer with global intention localization and local movement refinement. *arXiv preprint arXiv:2209.13508*, 2022. 2
- [16] Shaoshuai Shi, Li Jiang, Jiajun Deng, Zhe Wang, Chaoxu Guo, Jianping Shi, Xiaogang Wang, and Hongsheng Li. Pv-rcnn++: Point-voxel feature set abstraction with local vector representation for 3d object detection. *arXiv preprint arXiv:2102.00463*, 2021. 3, 7
- [17] Shaoshuai Shi, Xiaogang Wang, and Hongsheng Li. Point-rcnn: 3d object proposal generation and detection from point cloud. In *Proceedings of the IEEE/CVF conference on computer vision and pattern recognition*, pages 770–779, 2019. 2
- [18] Colton Stearns, Davis Rempe, Jie Li, Rareş Ambruş, Sergey Zakharov, Vitor Guizilini, Yanchao Yang, and Leonidas J Guibas. Spot: Spatiotemporal modeling for 3d object tracking. In *Computer Vision—ECCV 2022: 17th European Conference, Tel Aviv, Israel, October 23–27, 2022, Proceedings, Part XXXVIII*, pages 639–656. Springer, 2022. 3, 6, 7, 8
- [19] Pei Sun, Weiyue Wang, Yuning Chai, Gamaleldin Elsayed, Alex Bewley, Xiao Zhang, Cristian Sminchisescu, and Dragomir Anguelov. Rsn: Range sparse net for efficient, accurate lidar 3d object detection. In *Proceedings of the IEEE/CVF Conference on Computer Vision and Pattern Recognition*, pages 5725–5734, 2021. 3
- [20] Jiayun Wang, Rudransh Chakraborty, and Stella X. Yu. Spatial transformer for 3d point clouds. *IEEE Transactions on Pattern Analysis and Machine Intelligence*, pages 1–1, 2021. 3
- [21] Qitai Wang, Yuntao Chen, Ziqi Pang, Naiyan Wang, and Zhaoxiang Zhang. Immortal tracker: Tracklet never dies. *arXiv preprint arXiv:2111.13672*, 2021. 1, 3, 4, 6, 7
- [22] Yue Wang, Alireza Fathi, Abhijit Kundu, David A Ross, Caroline Pantofaru, Tom Funkhouser, and Justin Solomon. Pillar-based object detection for autonomous driving. In *European Conference on Computer Vision*, pages 18–34. Springer, 2020. 2
- [23] Xinshuo Weng and Kris Kitani. A baseline for 3d multi-object tracking. *CoRR*, abs/1907.03961, 2019. 3, 7
- [24] John Wille, Cody Reading, and Steven L Waslander. Inter-track: Interaction transformer for 3d multi-object tracking. *arXiv preprint arXiv:2208.08041*, 2022. 2
- [25] Yan Yan, Yuxing Mao, and Bo Li. Second: Sparsely embedded convolutional detection. *Sensors*, 18(10):3337, 2018. 2
- [26] Bin Yang, Wenjie Luo, and Raquel Urtasun. Pixor: Real-time 3d object detection from point clouds. In *Proceedings of the IEEE conference on Computer Vision and Pattern Recognition*, pages 7652–7660, 2018. 2
- [27] Zetong Yang, Yanan Sun, Shu Liu, Xiaoyong Shen, and Jiaya Jia. Std: Sparse-to-dense 3d object detector for point cloud.

- In *Proceedings of the IEEE/CVF International Conference on Computer Vision*, pages 1951–1960, 2019. [2](#)
- [28] Tianwei Yin, Xingyi Zhou, and Philipp Krahenbuhl. Center-based 3d object detection and tracking. In *Proceedings of the IEEE/CVF conference on computer vision and pattern recognition*, pages 11784–11793, 2021. [1](#), [2](#), [3](#), [7](#)
- [29] Zhenxun Yuan, Xiao Song, Lei Bai, Zhe Wang, and Wanli Ouyang. Temporal-channel transformer for 3d lidar-based video object detection for autonomous driving. *IEEE Transactions on Circuits and Systems for Video Technology*, pages 1–1, 2021. [3](#)
- [30] Yihan Zeng, Chao Ma, Ming Zhu, Zhiming Fan, and Xiaokang Yang. Cross-modal 3d object detection and tracking for auto-driving. In *2021 IEEE/RSJ International Conference on Intelligent Robots and Systems (IROS)*, pages 3850–3857. IEEE, 2021. [7](#)
- [31] Yin Zhou and Oncel Tuzel. Voxelnet: End-to-end learning for point cloud based 3d object detection. In *Proceedings of the IEEE conference on computer vision and pattern recognition*, pages 4490–4499, 2018. [2](#)