

ToolAlpaca: Generalized Tool Learning for Language Models with 3000 Simulated Cases

Qiaoyu Tang^{1,3}, Ziliang Deng^{1,3}, Hongyu Lin^{1*},
Xianpei Han^{1,2*}, Qiao Liang^{1,3}, Le Sun^{1,2}

¹Chinese Information Processing Laboratory ²State Key Laboratory of Computer Science
Institute of Software, Chinese Academy of Sciences, Beijing, China

³University of Chinese Academy of Sciences, Beijing, China
{tangqiaoyu2020, dengziliang2021, hongyu}@iscas.ac.cn
{xianpei, liangqiao2022, sunle}@iscas.ac.cn

Abstract

Enabling large language models to effectively utilize real-world tools is crucial for achieving embodied intelligence. Existing approaches to tool learning have primarily relied on either extremely large language models, such as GPT-4, to attain generalized tool-use abilities in a zero-shot manner, or have utilized supervised learning to train limited types of tools on compact models. However, it remains uncertain whether smaller language models can achieve generalized tool-use abilities without specific tool-specific training. To address this question, this paper introduces ToolAlpaca, a novel framework designed to automatically generate a tool-use corpus and learn generalized tool-use abilities on compact language models with minimal human intervention. Specifically, ToolAlpaca first collects a comprehensive dataset by building a multi-agent simulation environment, which contains 3938 tool-use instances from more than 400 real-world tool APIs spanning 50 distinct categories. Subsequently, the constructed corpus is employed to fine-tune compact language models, resulting in two models, namely ToolAlpaca-7B and ToolAlpaca-13B, respectively. Finally, we evaluate the ability of these models to utilize previously unseen tools without specific training. Experimental results demonstrate that ToolAlpaca achieves effective generalized tool-use capabilities comparable to those of extremely large language models like GPT-3.5. This validation supports the notion that learning generalized tool-use abilities is feasible for compact language models.

1 Introduction

Embodied intelligence, the ability to meaningfully interact with the environment, stands as a core attribute of advanced cognitive systems and a crucial advancement in artificial intelligence. Tool use, an exemplary manifestation of embodied intelligence

in human beings, has expanded our physical capabilities and augmented our cognitive functions. The human ability to utilize tools serves as a noteworthy illustration of embodied intelligence. This evolutionary milestone has not only broadened our range of physical actions but also brought about transformative changes in our problem-solving abilities and innovative thinking. The pursuit of incorporating tool-use capabilities into artificial intelligence systems holds great promise in advancing the development of embodied intelligence.

Recent advancements in enhancing large language models (LLMs) such as GPT-4 (OpenAI, 2023) with tool-use capabilities have made significant progress in this area. These models have showcased their ability to effectively employ external tools through integrated plugins, thereby expanding their versatility and enhancing the precision and quality of their outputs. However, the precise mechanisms underlying the tool-use ability of these large models have not been thoroughly investigated and remain obscure. Concurrently, substantial research efforts are dedicated to fine-tuning smaller language models to acquire the capacity for tool usage (Komeili et al., 2022; Parisi et al., 2022; Schick et al., 2023). Nonetheless, most of these methods confine the models to utilizing a limited range of tools encountered during training, indicating a lack of generalization capabilities. This discrepancy between the generalized tool-use abilities of larger models and the more constrained capabilities of compact models presents an intriguing question: *Can these compact language models learn to generalize their tool-use abilities, thus enabling interaction with a broader spectrum of tools?*

Previous studies, such as Alpaca (Taori et al., 2023) and LIMA (Zhou et al., 2023), have demonstrated the possibility of equipping compact language models with generalized instruction-following abilities by fine-tuning them on diverse instruction datasets. Building on this foundation,

*Corresponding Authors

the objective of this research is to explore whether it is feasible to enable compact language models to generalize their tool abilities through training on a small but diverse set of tool-use cases. However, this endeavor faces significant challenges primarily due to the absence of a widely accessible, diversified, and structured collection of tools that can facilitate a multitude of tool usage scenarios for language models. Furthermore, real-world tool usage often involves intricate, multi-turn interactions between language models, users, and tools, making it difficult to efficiently construct instances of tool use.

To overcome these challenges, we propose an automated framework called ToolAlpaca that addresses the generation of a diverse tool-use corpus and enhances the generalized tool-use capabilities of compact language models. Our framework leverages LLMs’ powerful text generation capability for automatic data generation with minimal human intervention. Specifically, starting with tool names and concise descriptions, we expand them into comprehensive and structured documentation. This process yields a diverse toolset comprising more than 400 tools across 50 categories. Furthermore, we develop a simulated environment within which tool-use instances can be generated. In this environment, an assistant based on the large language model engages in multi-turn interactions with both the user and the tool. It receives user instructions, executes them using the appropriate tools, and provides corresponding responses. Consequently, we generate a substantial dataset consisting of 3938 instances that demonstrate the utilization of over 400 tools.

In addition, we conduct experiments on compact-sized models to verify the effectiveness of fine-tuning using the tool-use corpus in imparting generalized tool-use capabilities. Specifically, we perform experiments on Vicuna-7B and Vicuna-13B (Chiang et al., 2023), which are fine-tuned versions of LLaMA (Touvron et al., 2023) using dialogue data. Through manual evaluation, we found that these tuned models exhibited improved tool-use abilities, achieving comparable performance with GPT-3.5. Furthermore, we made a deep investigation on how fine-tuning on ToolAlpaca contributes to the improvement of tool usage. We find that fine-tuning on ToolAlpaca led to notable enhancements in structured output generation, appropriate action selection, and tool output summarization for

compact models. Consequently, these fine-tuned models gained the effective ability to utilize previously unseen tools, enriching their generalized tool-use capabilities.

In summary, our contributions to this work are threefold:

- We propose ToolAlpaca, a novel framework for the automated generation of tool-use datasets and the enhancement of the compact language model’s generalized tool-use ability.
- We create a diverse tool-use corpus containing 3938 tool-use instances from more than 400 tools across 50 distinct categories. It serves as a solid foundation for compact language models to acquire generalized tool-use capability.
- Experimental evidence confirms that a set of simulated tool-use data can endow compact language models with a generalized tool-use ability. Further analysis shows that tuning on ToolAlpaca significantly enhances compact models’ ability to choose suitable action and its corresponding input parameters, summarize information and generate expected output structure.

2 Related Work

Tool Use The utilization of external tools in LLMs has emerged as a rapidly growing area of research (Mialon et al., 2023; Qin et al., 2023). Current methodologies can be broadly categorized into two distinct groups. The first category leverages the prowess of LLMs, prompting them to interact with various tools. These tools can be highly specific, such as code interpreters (Gao et al., 2022; Chen et al., 2022), search engines (Yao et al., 2022) and retrieval models (Khatab et al., 2023), or more versatile toolsets (Qin et al., 2023; Li et al., 2023). In contrast, the second category concentrates on enhancing the tool-specific usage capabilities of compact language models through fine-tuning with datasets specifically designed for the respective tools (Parisi et al., 2022; Schick et al., 2023). Despite their effectiveness, the domain of generalized tool-use abilities in compact language models remains largely unexplored. This study aims to bridge this research gap by developing a diverse dataset on tool utilization that encompasses various tool-use scenarios.

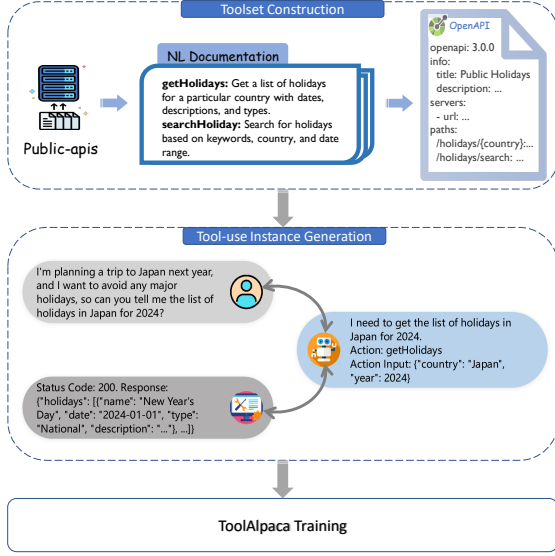


Figure 1: A high-level overview of ToolAlpaca, consisting of three main components: (1) Toolset construction, where structured documents are generated based on the basic information from public-apis using language models; (2) Tool-use instance generation via multi-agent simulation. (3) ToolAlpaca model training. We fine-tune language models on generated tool-use corpus to get ToolAlpaca.

LLMs for Data Generation Several research studies have employed LLMs for data generation, focusing on various tasks such as question answering (Wang et al., 2021; Agrawal et al., 2022; Chen et al., 2023), semantic similarity predictions (Schick and Schütze, 2021), and instruction tuning (Honovich et al., 2022; Wang et al., 2023). Furthermore, in the context of tool use, Toolformer (Schick et al., 2023) has already employed model-synthesized data to enhance specific tool-use capabilities. However, the generation of generalized tool-use data poses more significant challenges, as it involves a more complex multi-task scenario encompassing paraphrasing, structuring, tool usage, and simulation execution.

3 Diversified Tool-use Corpus Generation via Multi-agent Simulation

3.1 Overview

In this section, we present ToolAlpaca, an innovative framework designed for the generation of a diverse tool-use corpus with minimal human intervention. As shown in Figure 1, the framework mainly consists of two key procedures:

1. Toolset Construction. Starting with the names

and brief descriptions of tools gathered from the internet, we utilize LLMs to enrich these initial inputs by generating comprehensive introductions that highlight the detailed features provided by each tool. This is followed by the creation of natural language documentation that concisely outlines all the functions offered by the tool, along with their respective inputs. To further improve the clarity and precision of the documentation, we generate structured OpenAPI specifications that provide detailed information about each function, including its inputs and outputs. As illustrated in Figure 2, each tool in our final corpus is represented with five distinct components: *name*, *brief description*, *detailed introduction*, *natural language documentation*, *OpenAPI specification*.

2. Tool-use Instances Generation. We generate tool-use instances by creating a simulated environment that involves three distinct virtual agents: the user, the tool executor, and the assistant. The user agent is responsible for providing the initial tool-related instructions. The tool executor simulates real-world tool responses, emulating the behavior and outputs that would be expected from the actual tool. The assistant acts as a mediator between them, interpreting the user’s instructions, executing appropriate actions to invoke the tool, and returning suitable results. Through the multi-turn interplay among these agents, we generate tool-use instances that closely resemble real-world scenarios. Each tool-use instance consists of three key elements: *the user’s instructions*, *the actions and their corresponding tool responses*, and *the final output*.

3.2 Diverse Toolset Construction

The construction of a tool-use corpus commences by creating a diverse toolset that accurately reflects the tools commonly employed in real-world scenarios. This process entails generating detailed descriptions and comprehensive documentation for each tool, thereby enhancing comprehension and facilitating efficient utilization by language models. However, the need for a comprehensive, structured, and diverse toolset is accompanied by significant challenges. Manual creation of such a toolset is intricate and labor-intensive, while toolsets obtained from the internet often exhibit inconsistencies and

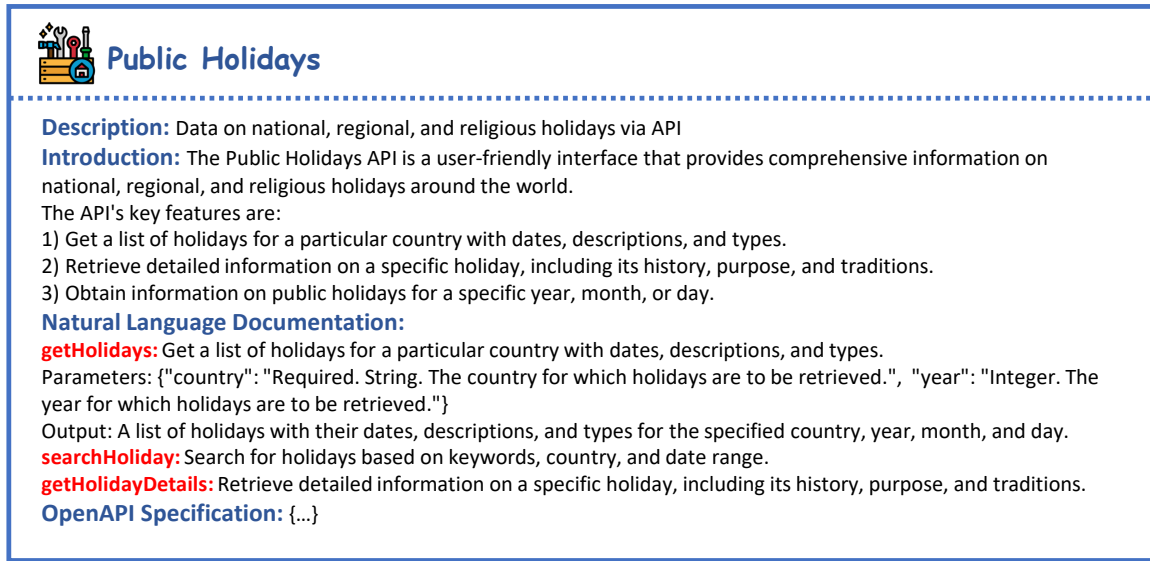


Figure 2: An instance of a tool, composed of five essential parts: *name*, *description*, *introduction*, *natural language documentation*, *OpenAPI specification*.

lack uniformity. To address these difficulties, we introduce a pipeline approach to generate a desired toolset.

Basic Information Acquisition In the initial phase, we concentrate on acquiring fundamental information about the tools, including their names, brief descriptions, and extensive introductions. This information can be obtained from various sources such as online APIs, manual construction, or generated using LLMs. In this paper, we gather data from a comprehensive public repository, public-apis¹. This repository provides access to a wide range of public APIs, covering more than 1400 APIs across 51 different categories. Each API entry includes its name and a brief description, which serve as valuable resources for constructing the toolset.

Equipped with the tool’s name and description, we then prompt LLMs to generate a more comprehensive introduction, emphasizing the tool’s diverse features. This detailed introduction not only facilitates a smoother generation of subsequent tool documentation but also lays a robust foundation for future work in large-scale tool retrieval.

Natural Language Documentation Generation Building upon the initial tool information, we utilize LLMs to decompose the tool’s features into individual functions and generate natural language documentation accordingly. The resulting docu-

mentation, as depicted in Figure 2, provides precise descriptions of each function, including its name, description, input parameters, and expected output. This step plays a crucial role in subsequent user instruction generation and the creation of a simulated tool-use environment.

OpenAPI Specification Generation Subsequently, we generate a more formalized and structured documentation in the form of OpenAPI Specification. OpenAPI Specification (OAS) defines a standard and language-agnostic interface for describing APIs, including information about endpoints, expected input/output types, and possible error responses. OAS provides consistency and readability for both humans and machines, making it an ideal choice for our tool-use corpus. This comprehensive documentation serves as the foundation for simulating tool execution in the subsequent stages of our framework.

By employing the methodology outlined above, our toolset guarantees diversity, practicality, broad functional coverage, and extensibility. Firstly, sourced from an open-source repository, our toolset covers a wide array of real-world APIs across various domains, ensuring diversity and practicability. Secondly, by expanding from brief descriptions to specific features and functions, we achieve comprehensive coverage of each tool’s capabilities. Lastly, our toolset provides both OpenAPI specifications and natural language documentation. This combination enhances compatibility with smaller mod-

¹<https://github.com/public-apis/public-apis>

Answer the following questions as best you can. You have access to the following tools:

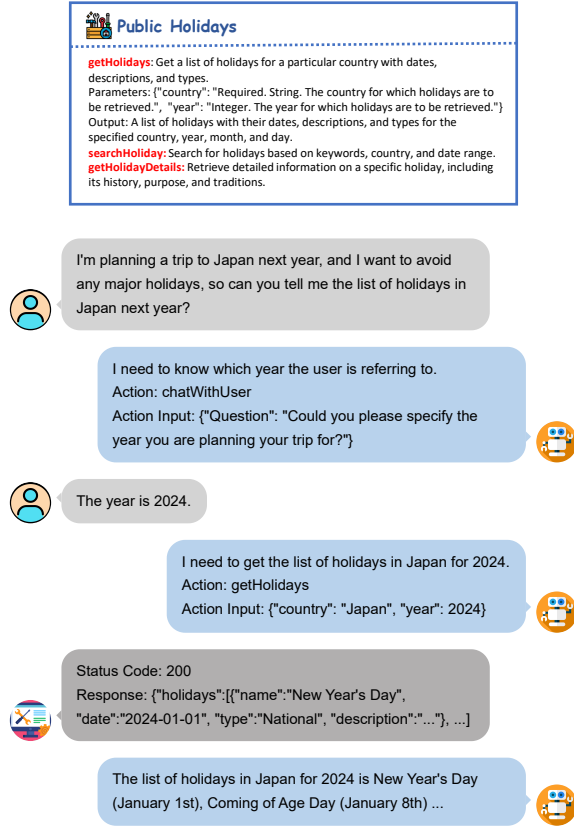


Figure 3: An illustration of the tool-use instance generation process within the simulation environment. The user agent initiates the sequence by issuing an instruction. The assistant agent then interprets the instruction and engages in a multi-turn interaction with the user and the tool executor until a satisfactory response is produced.

els and facilitates alignment with other real-world tools or potential toolsets.

3.3 Automatic Tool-use Instances Generation

Following the acquisition of a comprehensive and structured toolset, we proceed to construct tool-use instances. These instances involve multi-turn interactions among the language model, the user, and the tool executor, as depicted in Figure 3. A tool-use instance can be divided into the following components:

- **Instruction:** A concise command or question that requires tool assistance for resolution. "... so can you tell me the list of holidays in Japan next year?" serves as an instruction in our example.
- **Actions:** The process of resolving an instruc-

tion may involve executing multiple functions in a specific sequence. Therefore, we define actions as a series of these function calls. Each action is represented by a tuple that includes the thought, the function name, the input parameters, and the corresponding tool response. For example, the tuple ("*I need to get the list of holidays in Japan for 2024.*", "*getHolidays*", {"country": "Japan", "year": 2024}, "*Status Code: 200 Response:...*") represents an action.

- **Final Output:** This refers to the model's conclusive response after the multi-turn interaction, integrating the tool responses to provide a comprehensive solution to the original instruction. For instance, the final output of our example is: "*The list of holidays in Japan for 2024 is ...*".

Creating a tool-use corpus that accurately represents real-world usage scenarios poses unique challenges. Firstly, authentic tool use requires multiple rounds of interaction between LLMs and tools. However, existing tools are not specifically optimized for LLMs, making it difficult to complete these interactions in complex, real-world scenarios. Secondly, the extensive scope of our toolset, spanning recreational to professional domains, adds complexity to the manual crafting of diverse instructions. This task involves a deeper understanding of each tool's unique functionalities and potential use cases, requiring a high level of familiarity with their operation.

To this end, we design a simulated environment comprising three virtual agents: the user, the assistant, and the tool executor. In this simulated setting, we leverage LLMs to simulate the tool execution process. The LLMs are responsible for providing comprehensive information and generating appropriate error messages, eliminating the need for extensive coding and data requirements typically associated with building real tools. Furthermore, LLMs possess expertise across various domains, enabling them to generate high-quality and diverse instructions. This capability effectively overcomes the challenges associated with manually crafting diverse instructions. In the following part, we will describe the functionalities of each agent within this simulated environment.

The user agent plays a crucial role as the initiator of the tool-use instance, providing instructions that set the context for the subsequent interactions.

Specifically, we utilize the tool’s natural language documentation as prompts for LLMs, generating a diverse array of instructions. To ensure diversity, we employ varied prompts that elicit instructions in various formats, such as commands, questions, and narrative forms. Moreover, the user agent also responds to the assistant’s queries, providing essential information that might be missing from the initial instructions. This interaction helps to clarify any ambiguities or gaps in the instructions, enabling a more comprehensive tool-use simulation.

The assistant agent acts as an intermediary between the user and the tool executor. It is embodied by a large language model with generalized tool-use ability. The assistant’s primary functions include interpreting the user instructions, translating them into tool-compatible requests, summarizing all the processes, and generating suitable responses for the user. Additionally, the assistant also assumes the responsibility of error handling. If the tool returns an error, the assistant processes the error by either retrying the request or calling an alternative function.

The tool executor agent is tasked with processing the requests received from the assistant and generating responses based on its predefined functionalities. In our simulated environment, We transform the assistant’s requests into a network request format. The tool executor then utilizes the OpenAPI specification documentation as a prompt and produces appropriate responses. By leveraging large language models in this manner, we alleviate the complexities associated with building real API calls. This approach proves to be accurate and effective, as demonstrated by our empirical analysis in Section 4.3.

The interaction sequence starts with the user agent providing an instruction. The assistant agent then determines appropriate action and corresponding input based on the instruction. It then waits for a response from either the user or the tool executor. This iterative process of action determination and response collection continues until the assistant agent formulates a conclusive response to the user’s instruction. By following this interaction sequence, we can simulate realistic tool-use scenarios and generate comprehensive tool-use instances that accurately reflect real-world usage.

4 ToolAlpaca Corpus Analysis

4.1 Details

In this section, we provide an in-depth description of the construction process for ToolAlpaca corpus. Initially, we randomly select 500 APIs from the public-apis repository. Subsequently, we utilize ChatGPT to generate more comprehensive documentation, resulting in a diverse and structured toolset. Within our simulated environment, we employ ChatGPT as the user agent to generate 10 instructions for each tool and the tool executor to simulate tool execution. We designate GPT-3.5 as the assistant agent due to its superior performance in structured output generation.²

To ensure data quality, we apply a simple filtering process to the generated dataset. We exclude tools that may contain non-textual content in their inputs or outputs. In terms of instances, we discard those that exceed five interaction steps, lack relevant function calls, or exhibit parsing errors in their output.

Finally, we autonomously construct a diverse and comprehensive tool-use corpus. As shown in Table 1, it comprises 426 unique tools from 50 categories, totaling 3938 instances.

statistics	
# of Tool Categories	50
# of Tools	426
# of Instance	3, 938
- # of single function call	2, 512
- # of multiple function calls	1, 426
avg. functions per tool	4.85
avg. steps	1.66
avg. instruction length	23.42
avg. output length	36.19

Table 1: Statistics of ToolAlpaca corpus.

4.2 Diversity

The purpose of ToolAlpaca is to enhance the generalized tool-use ability of language models, enabling them to interact with a wide range of unseen tools and instructions during testing. In this context, diversity plays a crucial role in our dataset. The diversity of our dataset is reflected in the following aspects:

²Preliminary experiments exhibited an occasional inability of ChatGPT to strictly adhere to the prescribed output formats.

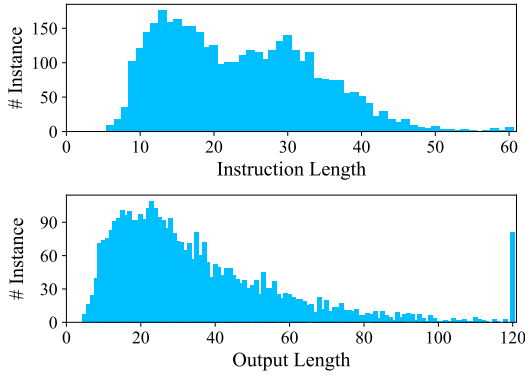


Figure 4: Length distribution of generated instructions and final outputs.

- **Toolset.** As outlined in Table 1, our toolset encompasses a wide range of diversity. It consists of 426 tools across 50 different categories, such as animals, jobs, and news. Each tool within the dataset offers an average of five functions, highlighting the diversity in their capabilities. Moreover, the range of function inputs varies from simple to complex scenarios, including arrays and objects, further enhancing the richness and diversity of our toolset.
- **Instances.** The dataset exhibits diversity at the instance level through various instruction expressions and the inclusion of both single and multiple function calls. Moreover, Figure 4 showcases the variability in the lengths of instructions and final outputs, further underscoring the diversity within our dataset.
- **Error.** Our dataset incorporates real-world tool usage scenarios, including instances that involve various types of errors, such as invalid actions, input parse errors, input type errors, and data not found. The inclusion of these error scenarios adds authenticity and diversity to our dataset.

4.3 Quality

To assess the integrity and quality of the ToolAlpaca corpus, we conduct a human evaluation on 100 randomly selected instances. This assessment aims to ascertain the solvability of the generated instructions and the precision of the tool executor agent in mimicking actual tool behaviors. as depicted in Table 2, the evaluation results reveal an

instruction solvability rate of 88% and a tool executor agent’s response effectiveness score of 92%. These metrics indicate that our dataset exhibits a high level of quality and reliability. Furthermore, GPT-3.5 achieves an overall accuracy of 80% on our dedicated test set, indirectly suggesting the high quality of our dataset.

Quality	Yes%
solvability of instructions	88%
effectiveness of Tool agent’s response	92%
accuracy of action sequences and final output	80%

Table 2: Data quality review for ToolAlpaca corpus.

5 Experiment

In this section, we investigate whether a set of simulated data can enable compact language models to learn generalized tool-use capabilities. Furthermore, we conduct a detailed analysis to explore the specific learning outcomes that arise from tuning compact models on the ToolAlpaca dataset.

5.1 Settings

Training We fine-tune Vicuna models (Vicuna-7B and Vicuna-13B) on the ToolAlpaca corpus. The fine-tuning process consists of three epochs, with a batch size of 128 and a learning rate of $2e-5$.

Evaluation In evaluating the generalized tool-use ability, we face challenges due to the absence of a widely accepted evaluation dataset and standardized evaluation methods. To circumvent this obstacle, we craft our own evaluation set with the data generation framework, including 10 tools that were not part of the training toolset. After filtering out unsolvable instructions, we obtain a total of 100 evaluation instances. Similar to Langchain³, we utilize ReAct-style (Yao et al., 2022) prompt-based approach to trigger tool usage in text generation. To evaluate the models, we adopt a manual examination strategy focusing on two pivotal areas:

- **Procedure Accuracy:** This criterion measures the model’s proficiency in accurately selecting appropriate actions, utilizing correct parameters, and avoiding incorrect or redundant function calls.
- **Overall Accuracy:** Under the prerequisite of a correct procedure, this criterion assesses the

³<https://docs.langchain.com/>

Error Type	Parse Error	Wrong Action	Redundant Action	Input Error	Illusory Input	Wrong Answer
Vicuna	18	21	37	15	7	35
ToolAlpaca	3	3	1	9	10	4

Table 3: Error counts comparison between Vicuna-13B and ToolAlpaca-13B. The error types include: Parse Error (inability to parse the assistant agent’s output), Wrong Action (incorrect actions taken), Redundant Action (additional actions beyond the necessary ones), Input Error (incorrect input parameters), Illusory Input (use of non-existent input), and Wrong Answer (failure to summarize the process and provide an acceptable final answer).

Model	Procedure	Overall
GPT-3.5	82	80
Vicuna-7B	27	23
ToolAlpaca-7B	79	76
Vicuna-13B	40	32
ToolAlpaca-13B	81	80

Table 4: Manual evaluation on the evaluation set. We can observe that after training on the tool-use corpus, ToolAlpaca’s performance significantly surpasses that of the Vicuna model, approaching the performance level of GPT-3.5.

model’s ability to generate concise summaries of the information acquired during the interaction process and provide answers satisfying the user’s requirements.

5.2 Results

Table 4 presents the main results of our experiments. Initially, both the Vicuna-7B and Vicuna-13B models exhibit limited capabilities in terms of generalized tool-use ability, achieving an overall accuracy of 23 and 32, respectively. These numbers emphasize the challenge of directly transferring techniques that are effective for larger models to their smaller counterparts, highlighting the need for specific tool-use training.

Following the fine-tuning process on our ToolAlpaca corpus, we observe substantial improvements in both models. ToolAlpaca-7B exhibits increased scores of 79 (+52) for procedure accuracy and 76 (+53) for overall accuracy. Similarly, ToolAlpaca-13B demonstrates marked improvement, scoring 81 (+41) and 80 (+48). These findings strongly support our proposition that even with a modest amount of simulated training data, compact models can acquire robust generalized tool-use skills.

Furthermore, when compared to GPT-3.5, the model used during our data construction, which is approximately ten times larger than our models, ToolAlpaca models achieve comparable performance. This validates the quality of our corpus

and confirms the effectiveness of our construction methodology.

5.3 How Does Tuning on ToolAlpaca Contribute to Improvement?

In order to explore the advantages of fine-tuning on ToolAlpaca, we conduct a comprehensive comparison between Vicuna-13B and ToolAlpaca-13B models. Initial observations reveal that even without fine-tuning, Vicuna can indeed identify the key function in most instances. However, the procedure accuracy of the model remains relatively low. Intrigued by this discrepancy, we delve deeper into understanding the factors influencing these outcomes. Specifically, we perform an error analysis on the tool-use procedure and the final response.

The analysis results are illustrated in Table 3. The analysis highlights significant issues in Vicuna across various aspects. The high occurrence of "Parse Error" and "Wrong Answer" underscores the limited capability of the untrained compact language model in generalized tool use. After fine-tuning on ToolAlpaca corpus, we observe a notable reduction in errors across almost all error categories. The marked decline in 'Parse Error' indicates an improved ability to generate output with predefined structures, establishing a solid foundation for tool usage. The decrease in other action-related errors suggests the tuned model exhibits enhanced proficiency in selecting suitable actions and their corresponding input parameters. Lastly, the significant drop in 'Wrong Answer' errors indicates that the trained model excels at summarizing the entire tool-use process and generating appropriate final responses.

Based on these findings, we can conclude that fine-tuning on ToolAlpaca significantly enhances the capabilities of the compact models. The fine-tuned models demonstrate improved proficiency in various aspects, including the tool invocation process, aligning responses with user instructions, selecting suitable actions and corresponding input parameters, and generating the expected output

structure. These improvements highlight the effectiveness of tuning on a tool-use corpus in enhancing the model’s ability to understand and utilize unseen tools effectively.

6 Conclusion

In this paper, we introduce ToolAlpaca, an automated framework designed to improve the generalized tool-use capability of language models. Specifically, we first create a comprehensive corpus spanning a broad range of tools with various usage instances. Subsequently, this corpus serves as a basis for fine-tuning compact language models, leading to the generation of the ToolAlpaca models. Experimental results indicate that ToolAlpaca performs comparably to GPT-3.5 in generalized tool-use scenarios. This finding not only substantiates the potential of our data generation framework but also highlights the feasibility of mastering generalized tool use in compact-size models.

References

- Priyanka Agrawal, Chris Alberti, Fantine Huot, Joshua Maynez, Ji Ma, Sebastian Ruder, Kuzman Ganchev, Dipanjan Das, and Mirella Lapata. 2022. [Qameleon: Multilingual qa with only 5 examples](#).
- Mingda Chen, Xilun Chen, and Wen tau Yih. 2023. [Efficient open domain multi-hop question answering with few-shot data synthesis](#).
- Wenhu Chen, Xueguang Ma, Xinyi Wang, and William W. Cohen. 2022. [Program of thoughts prompting: Disentangling computation from reasoning for numerical reasoning tasks](#).
- Wei-Lin Chiang, Zhuohan Li, Zi Lin, Ying Sheng, Zhanghao Wu, Hao Zhang, Lianmin Zheng, Siyuan Zhuang, Yonghao Zhuang, Joseph E. Gonzalez, Ion Stoica, and Eric P. Xing. 2023. [Vicuna: An open-source chatbot impressing gpt-4 with 90%* chatgpt quality](#).
- Luyu Gao, Aman Madaan, Shuyan Zhou, Uri Alon, Pengfei Liu, Yiming Yang, Jamie Callan, and Graham Neubig. 2022. [PAL: Program-aided Language Models](#). *arXiv e-prints*, page arXiv:2211.10435.
- Or Honovich, Thomas Scialom, Omer Levy, and Timo Schick. 2022. [Unnatural instructions: Tuning language models with \(almost\) no human labor](#).
- Omar Khattab, Keshav Santhanam, Xiang Lisa Li, David Hall, Percy Liang, Christopher Potts, and Matei Zaharia. 2023. [Demonstrate-search-predict: Composing retrieval and language models for knowledge-intensive nlp](#).
- Mojtaba Komeili, Kurt Shuster, and Jason Weston. 2022. [Internet-augmented dialogue generation](#). In *Proceedings of the 60th Annual Meeting of the Association for Computational Linguistics (Volume 1: Long Papers)*, pages 8460–8478, Dublin, Ireland. Association for Computational Linguistics.
- Minghao Li, Feifan Song, Bowen Yu, Haiyang Yu, Zhoujun Li, Fei Huang, and Yongbin Li. 2023. [Api-bank: A benchmark for tool-augmented llms](#).
- Grégoire Mialon, Roberto Dessì, Maria Lomeli, Christoforos Nalmpantis, Ram Pasunuru, Roberta Raileanu, Baptiste Rozière, Timo Schick, Jane Dwivedi-Yu, Asli Celikyilmaz, Edouard Grave, Yann LeCun, and Thomas Scialom. 2023. [Augmented language models: a survey](#).
- OpenAI. 2023. [Gpt-4 technical report](#).
- Aaron Parisi, Yao Zhao, and Noah Fiedel. 2022. [TALM: tool augmented language models](#). *CoRR*, abs/2205.12255.
- Yujia Qin, Shengding Hu, Yankai Lin, Weize Chen, Ning Ding, Ganqu Cui, Zheni Zeng, Yufei Huang, Chaojun Xiao, Chi Han, Yi Ren Fung, Yusheng Su, Huadong Wang, Cheng Qian, Runchu Tian, Kunlun Zhu, Shihao Liang, Xingyu Shen, Bokai Xu, Zhen Zhang, Yining Ye, Bowen Li, Ziwei Tang, Jing Yi, Yuzhang Zhu, Zhenning Dai, Lan Yan, Xin Cong, Yaxi Lu, Weilin Zhao, Yuxiang Huang, Junxi Yan, Xu Han, Xian Sun, Dahai Li, Jason Phang, Cheng Yang, Tongshuang Wu, Heng Ji, Zhiyuan Liu, and Maosong Sun. 2023. [Tool learning with foundation models](#).
- Timo Schick, Jane Dwivedi-Yu, Roberto Dessì, Roberta Raileanu, Maria Lomeli, Luke Zettlemoyer, Nicola Cancedda, and Thomas Scialom. 2023. [Toolformer: Language models can teach themselves to use tools](#). *CoRR*, abs/2302.04761.
- Timo Schick and Hinrich Schütze. 2021. [Generating datasets with pretrained language models](#). In *Proceedings of the 2021 Conference on Empirical Methods in Natural Language Processing*, pages 6943–6951, Online and Punta Cana, Dominican Republic. Association for Computational Linguistics.
- Rohan Taori, Ishaan Gulrajani, Tianyi Zhang, Yann Dubois, Xuechen Li, Carlos Guestrin, Percy Liang, and Tatsunori B. Hashimoto. 2023. Stanford alpaca: An instruction-following llama model. https://github.com/tatsu-lab/stanford_alpaca.
- Hugo Touvron, Thibaut Lavril, Gautier Izacard, Xavier Martinet, Marie-Anne Lachaux, Timothée Lacroix, Baptiste Rozière, Naman Goyal, Eric Hambro, Faisal Azhar, Aurelien Rodriguez, Armand Joulin, Edouard Grave, and Guillaume Lample. 2023. [LLaMA: Open and Efficient Foundation Language Models](#). *arXiv e-prints*, page arXiv:2302.13971.

Shuohang Wang, Yang Liu, Yichong Xu, Chenguang Zhu, and Michael Zeng. 2021. [Want to reduce labeling cost? GPT-3 can help](#). In *Findings of the Association for Computational Linguistics: EMNLP 2021*, pages 4195–4205, Punta Cana, Dominican Republic. Association for Computational Linguistics.

Yizhong Wang, Yeganeh Kordi, Swaroop Mishra, Alisa Liu, Noah A. Smith, Daniel Khashabi, and Hannaneh Hajishirzi. 2023. [Self-instruct: Aligning language models with self-generated instructions](#).

Shunyu Yao, Jeffrey Zhao, Dian Yu, Nan Du, Izhak Shafran, Karthik Narasimhan, and Yuan Cao. 2022. React: Synergizing reasoning and acting in language models. *arXiv preprint arXiv:2210.03629*.

Chunting Zhou, Pengfei Liu, Puxin Xu, Srini Iyer, Jiao Sun, Yuning Mao, Xuezhe Ma, Avia Efrat, Ping Yu, Lili Yu, Susan Zhang, Gargi Ghosh, Mike Lewis, Luke Zettlemoyer, and Omer Levy. 2023. [Lima: Less is more for alignment](#).