

A Melting Pot of Evolution and Learning*

(To Appear in *Proceedings of Genetic Programming Theory & Practice XX, 2023*)

Moshe Sipper¹, Achiya Elyasaf², Tomer Halperin¹, Zvika Haramaty¹,
Raz Lapid^{1,3}, Eyal Segal¹, Itai Tzruia¹, and Snir Vitrack Tamam¹

¹ Department of Computer Science, Ben-Gurion University of the Negev, Beer-Sheva,
8410501, Israel

² Department of Software and Information Systems Engineering, Ben-Gurion
University of the Negev, Beer-Sheva, 8410501, Israel

³ DeepKeep, Tel-Aviv, Israel

sipper@bgu.ac.il

<http://www.moshesipper.com/>

Abstract. We survey eight recent works by our group, involving the successful blending of evolutionary algorithms with machine learning and deep learning:

1. Binary and Multinomial Classification through Evolutionary Symbolic Regression,
2. Classy Ensemble: A Novel Ensemble Algorithm for Classification,
3. EC-KitY: Evolutionary Computation Tool Kit in Python,
4. Evolution of Activation Functions for Deep Learning-Based Image Classification,
5. Adaptive Combination of a Genetic Algorithm and Novelty Search for Deep Neuroevolution,
6. An Evolutionary, Gradient-Free, Query-Efficient, Black-Box Algorithm for Generating Adversarial Instances in Deep Networks,
7. Foiling Explanations in Deep Neural Networks,
8. Patch of Invisibility: Naturalistic Black-Box Adversarial Attacks on Object Detectors.

Keywords: Evolutionary Algorithm · Genetic Programming · Machine Learning · Deep Learning.

1 Introduction

In Evolutionary Computation (EC)—or Evolutionary Algorithms (EAs)—core concepts from evolutionary biology—inheritance, random variation, and selection—are harnessed in algorithms that are applied to complex computational

* This research was partially supported by the following grants: Israeli Innovation Authority through the Trust.AI consortium; Israeli Science Foundation grant no. 2714/19; Israeli Smart Transportation Research Center (ISTRC); Israeli Council for Higher Education (CHE) via the Data Science Research Center, Ben-Gurion University of the Negev, Israel.

problems. As discussed by Sipper et al. [1], EAs present several important benefits over popular machine learning (ML) methods, including: less reliance on the existence of a known or discoverable gradient within the search space; ability to handle design problems, where the objective is to design new entities from scratch; fewer required a priori assumptions about the problem at hand; seamless integration of human expert knowledge; ability to solve problems where human expertise is very limited; support of interpretable solution representations; support of multiple objectives.

Importantly, these strengths often dovetail with weak points of ML algorithms, which has resulted in an increasing number of works that fruitfully combine the fields of EC with ML or deep learning (DL). Herein, we will survey eight recent works by our group, which are at the intersection of EC, ML, and DL:

- Machine Learning (Section 2)
 1. Binary and Multinomial Classification through Evolutionary Symbolic Regression [2] (Section 2.1)
 2. Classy Ensemble: A Novel Ensemble Algorithm for Classification [3] (Section 2.2)
 3. EC-KitY: Evolutionary Computation Tool Kit in Python [4] (Section 2.3)
- Deep Learning (Section 3)
 4. Evolution of Activation Functions for Deep Learning-Based Image Classification [5] (Section 3.1)
 5. Adaptive Combination of a Genetic Algorithm and Novelty Search for Deep Neuroevolution [6] (Section 3.2)
- Adversarial Deep Learning (Section 4)
 1. An Evolutionary, Gradient-Free, Query-Efficient, Black-Box Algorithm for Generating Adversarial Instances in Deep Networks [7] (Section 4.1)
 2. Foiling Explanations in Deep Neural Networks [8] (Section 4.2)
 3. Patch of Invisibility: Naturalistic Black-Box Adversarial Attacks on Object Detectors [9] (Section 4.3)

If one’s interest is piqued by a particular project we invite them to peruse the respective, cited, full paper (which are all freely available online).

2 Machine Learning

2.1 Binary and Multinomial Classification through Evolutionary Symbolic Regression [2]

Classification is an important subfield of supervised learning. As such, many powerful algorithms have been designed over the years to tackle both binary datasets as well as multinomial, or multiclass ones. Symbolic regression (SR) is a family of algorithms that aims to find regressors of arbitrary complexity. Sipper [2] showed that evolutionary SR-based *regressors* can be successfully converted into performant *classifiers*.

We devised and tested three evolutionary SR-based classifiers: *GPLearnClf*, *CartesianClf*, and *ClaSyCo*. The first two are based on the one-vs-rest approach, while the last one is inherently multinomial.

GPLearnClf is based on the *GPLearn* package [10], which implements tree-based Genetic Programming (GP) symbolic regression, is relatively fast, and—importantly—interfaces seamlessly with Scikit-learn [11]. *GPLearnClf* evolves C separate populations independently, each fitted to a specific class by considering as target values the respective column vector (of C column vectors) of the one-hot-encoded target vector y . The fitness function is based on log loss (aka binary cross-entropy). Prediction is carried out by outputting the argmax of the set of best evolved individuals (one from each population). The hyperparameters to tune were population size and generation count.

CartesianClf is based on Cartesian GP (CGP), which grew from a method of evolving digital circuits [12]. It is called ‘Cartesian’ because it represents a program using a two-dimensional grid of nodes. The CGP package we used [13] evolves the population in a $(1 + \lambda)$ -manner, i.e., in each generation it creates λ offspring (we used the default $\lambda = 4$) and compares their fitness to the parent individual. The fittest individual carries over to the next generation; in case of a draw, the offspring is preferred over the parent. Tournament selection is used (tournament size = $|population|$), single-point mutation, and no crossover.

We implemented *CartesianClf* similarly to *GPLearnClf* in a one-vs-rest manner, with C separate populations evolving independently, using binary cross-entropy as fitness. The hyperparameters to tune were number of rows, number of columns, and maximum number of generations.

ClaSyCo (**C**lassification through **S**ymbolic Regression and **C**oevolution) also employs C populations of trees; however, these are not evolved independently as with the one-vs-rest method (as done with *GPLearnClf* and *CartesianClf*)—but in tandem through *cooperative coevolution*.

A cooperative coevolutionary algorithm involves a number of evolving populations, which come together to obtain problem solutions. The fitness of an individual in a particular population depends on its ability to collaborate with individuals from the other populations [14, 15].

Specifically, in our case, an individual SR tree i in population c , gp_i^c , $i \in \{1, \dots, n_pop\}$, $c \in \{1, \dots, C\}$, is assigned fitness through the following steps (we describe this per single dataset sample, although in practice fitness computation is vectorized by Python):

1. Individual gp_i^c computes an output \hat{y}_i^c for the sample under consideration.
2. Obtain the best-fitness classifier of the previous generation, $gp_{best}^{c'}$, for each population c' , $c' \in \{1, \dots, C\}$, $c' \neq c$ (these are called “representatives” or “cooperators” [14]).
3. Each $gp_{best}^{c'}$ computes an output $\hat{y}_{best}^{c'}$ for the sample under consideration.
4. We now have C output values, $\hat{y}_{best}^1, \dots, \hat{y}_i^c, \dots, \hat{y}_{best}^C$.
5. Compute $\sigma(\hat{y}_{best}^1, \dots, \hat{y}_i^c, \dots, \hat{y}_{best}^C)$, where σ is the softmax function.
6. Assign a fitness score to gp_i^c using the cross-entropy loss function. (NB: only individual gp_i^c is assigned fitness—all other $C - 1$ individuals are representatives.)

Tested over 162 datasets and compared to three state-of-the-art machine learning algorithms—XGBoost, LightGBM, and a deep neural network—we found our algorithms to be competitive. Further, we demonstrated how to find the best method for one’s dataset automatically, through the use of Optuna, a state-of-the-art hyperparameter optimizer [16].

2.2 Classy Ensemble: A Novel Ensemble Algorithm for Classification [3]

Sipper [3] presented *Classy Ensemble*, a novel ensemble-generation algorithm for classification tasks, which aggregates models through a weighted combination of per-class accuracy.

The field of ensemble learning has an illustrious history spanning several decades. Indeed, we ourselves employed this paradigm successfully in several recent works:

- Sipper and Moore [17, 18] presented *conservation machine learning*, which conserves models across runs, users, and experiments. As part of this work we compared multiple ensemble-generation methods, also introducing *lexigarden*—which is based on lexicase selection, a performant selection technique for evolutionary algorithms [19, 20].
- Sipper and Moore [21] presented SyRBo—Symbolic-Regression Boosting—an ensemble method based on strong learners that are combined via boosting, used to solve regression tasks.
- Sipper and Moore [22] introduced AddGBoost, a gradient boosting-style algorithm, wherein the decision tree is replaced by a succession of stronger learners, which are optimized via a state-of-the-art hyperparameter optimizer.
- Sipper [23] presented a comprehensive, stacking-based framework for combining deep learning with good old-fashioned machine learning, called Deep GOLD. The framework involves ensemble selection from 51 retrained pre-trained deep networks as first-level models, and 10 ML algorithms as second-level models.

Classy Ensemble receives as input a collection of fitted models, each one’s overall accuracy score, and per-class accuracy, i.e., each model’s accuracy values as computed separately for every class (note: we used `scikit-learn`’s [11] `balanced_accuracy_score`, which avoids inflated performance estimates on imbalanced datasets).

Classy Ensemble adds to the ensemble the *topk* best-performing (over validation set) models, *for each class*. A model may be in the *topk* set for more than one class. Thus, for each model in the ensemble, we also maintain a list of classes for which it is a *voter*, i.e., its output for each voter class is taken into account in the final aggregation. The binary voter vector of size *n_classes* is set to 1 for classes the model is permitted to vote for, 0 otherwise.

Thus, a model not in the ensemble is obviously not part of the final aggregated prediction; further, a model *in* the ensemble is only “allowed” to vote for those classes for which it is a voter—i.e., for classes it was amongst the *topk*.

Classy Ensemble provides a prediction by aggregating its members’ predicted-class probabilities, weighted by the overall validation score, and taking into account voter permissions.

Tested over 153 machine learning datasets we demonstrated that Classy Ensemble outperforms two other well-known aggregation algorithms—order-based pruning and clustering-based pruning—as well as our aforementioned lexigarden ensemble generator.

We then enhanced Classy Ensemble with a genetic algorithm, creating *Classy Evolutionary Ensemble*, wherein an evolutionary algorithm is used to select the set of models which Classy Ensemble picks from. This latter algorithm was able to improve state-of-the-art deep learning models over the well-known, difficult ImageNet dataset.

2.3 EC-KitY: Evolutionary Computation Tool Kit in Python [4]

There is a growing community of researchers and practitioners who combine evolution and learning. Having used several EC open-source software packages over the years we identified a large “hole” in the software landscape—there was a lacuna in the form of an EC package that is:

1. A comprehensive toolkit for running evolutionary algorithms.
2. Written in Python.
3. Can work with or without scikit-learn (aka sklearn), the most popular ML library for Python. To wit, the package should support both sklearn and standalone (non-sklearn) modes.
4. Designed with modern software engineering in mind.
5. Designed to support all popular EC paradigms: genetic algorithms (GAs), genetic programming (GP), evolution strategies (ES), coevolution, multi-objective, etc’.

While there are several EC Python packages, none fulfill *all* five requirements. Some are not written in Python, some are badly documented, some do not support multiple EC paradigms, and so forth. Importantly for the ML community, most tools do not intermesh with extant ML tools. Indeed, we have personally had experience with the hardships of combining EC tools with scikit-learn when doing evolutionary machine learning.

Thus was born EC-KitY: a comprehensive Python library for doing EC, licensed under the BSD 3-Clause License, and compatible with scikit-learn. Designed with modern software engineering and machine learning integration in mind, EC-KitY can support all popular EC paradigms, including genetic algorithms, genetic programming, coevolution, evolutionary multi-objective optimization, and more.

EC-KitY can work both in standalone, non-sklearn mode, and in sklearn mode. Below we show two code examples that solve a symbolic regression problem.

In standalone mode the user can run an EA with a mere three lines of code:

```
from eckity.algorithms.simple_evolution import SimpleEvolution
from eckity.subpopulation import Subpopulation
from examples.treegp.non_sklearn_mode.symbolic_regression.sym_reg_evaluator
import SymbolicRegressionEvaluator

algo = SimpleEvolution(Subpopulation(SymbolicRegressionEvaluator()))
algo.evolve()
print('algo.execute(x=2, y=3, z=4):', algo.execute(x=2, y=3, z=4))
```

Running an EA in sklearn mode is just as simple:

```
from sklearn.datasets import make_regression
from sklearn.metrics import mean_absolute_error
from sklearn.model_selection import train_test_split

from eckity.algorithms.simple_evolution import SimpleEvolution
from eckity.creators.gp_creators.full import FullCreator
from eckity.genetic_encodings.gp.tree.utils import create_terminal_set
from eckity.sklearn_compatible_regression_evaluator import
RegressionEvaluator
from eckity.sklearn_compatible_sk_regressor import SKRegressor
from eckity.subpopulation import Subpopulation

X, y = make_regression(n_samples=100, n_features=3)
terminal_set = create_terminal_set(X)
algo = SimpleEvolution(
    Subpopulation(creators=FullCreator(terminal_set=terminal_set),
                  evaluator=RegressionEvaluator()))
regressor = SKRegressor(algo)
X_train, X_test, y_train, y_test = train_test_split(X, y, test_size=0.2)
regressor.fit(X_train, y_train)
print('MAE on test set:',
      mean_absolute_error(y_test, regressor.predict(X_test)))
```

We recently taught a course in which 48 students worked in groups of two or three, submitting a total of 22 projects that used EC-KitY to solve a diverse array of complex problems, including evolving Flappy Bird agents, evolving black-jack strategies, evolving Super Mario agents, evolving chess players, and solving problems such as maximum clique and vehicle routing. EC-KitY proved quite up to the tasks.

3 Deep Learning

3.1 Evolution of Activation Functions for Deep Learning-Based Image Classification [5]

Artificial Neural Networks (ANNs), and, specifically, Deep Neural Networks (DNNs), have gained much traction in recent years and are now being effectively put to use in a variety of applications. Considerable work has been done to improve training and testing performance, including various initialization techniques, weight-tuning algorithms, different architectures, and more. However, one hyperparameter is usually left untouched: the activation function (AF). While recent work has seen the design of novel AFs [24, 25, 26, 27], the Rectified

Linear Unit (ReLU) remains by far the most commonly used one, mainly due to its overcoming the vanishing-gradient problem, thus affording faster learning and better performance.

Lapid and Sipper [5] introduced a novel coevolutionary algorithm to evolve AFs for image-classification tasks. Our method is able to handle the simultaneous coevolution of three types of AFs: input-layer AFs, hidden-layer AFs, and output-layer AFs. We surmised that combining different AFs throughout the architecture may improve the network’s performance.

We devised a number of evolutionary algorithms, including a coevolutionary one, comprising three separate populations: 1) input-layer AFs, 2) hidden-layer AFs, 3) output-layer AFs. Combining three individuals—one from each population—results in an AF architecture that can be evaluated.

We compared our novel algorithm to four different methods: standard ReLU- or LeakyReLU-based networks, networks whose AFs are produced randomly, and two forms of single-population evolution, differing in whether an individual represents a single AF or three AFs. We chose ReLU and LeakyReLU as baseline AFs since we noticed that they are the most-used functions in the deep-learning domain.

We used Cartesian genetic programming (CGP), wherein an evolving individual is represented as a two-dimensional grid of computational nodes—often an a-cyclic graph—which together express a program [28]. An individual is represented by a linear genome, composed of integer genes, each encoding a single node in the graph, which represents a specific function. A node consists of a function, from a given table of functions, and connections, specifying where the data for the node comes from. A sample individual in the evolving CGP population, representing the well-known sigmoid AF, is shown in Figure 1.

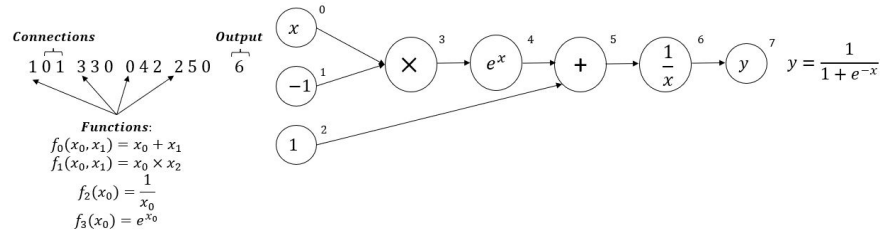


Fig. 1. A sample CGP individual, with 3 inputs— x , -1 , 1 —and 1 output— y . The genome consists of 5 3-valued genes, per 4 functional units, plus the output specification (no genes for the inputs). The first value of each 3-valued gene is the function’s index in the lookup table of functions (bottom-left), and the remaining two values are parameter nodes. The last gene determines the outputs to return. In the example above, with n_i representing node i : node 3, gene 101, $f_1(n_0, n_1) = n_0 \times n_1$; node 4, gene 330, $f_3(n_3) = e^{n_3}$ (unary function, 3rd gene value ignored); node 5, gene 042, $f_0(n_4, n_2) = n_4 + n_2$; node 6, gene 250, $f_2(n_5) = \frac{1}{n_5}$; node 7, output node, n_6 is the designated output value. The topology is fixed throughout evolution, while the genome evolves.

Tested on four datasets—MNIST, FashionMNIST, KMNIST, and USPS—coevolution proved to be a performant algorithm for finding good AFs and AF architectures.

3.2 Adaptive Combination of a Genetic Algorithm and Novelty Search for Deep Neuroevolution [6]

As the field of Reinforcement Learning (RL) [29] is being applied to harder tasks, two unfortunate trends emerge: larger policies that require more computing time to train, and “deceptive” optima. While gradient-based methods do not scale well to large clusters, evolutionary computation (EC) techniques have been shown to greatly reduce training time by using modern distributed infrastructure [30, 31].

The problem of deceptive optima has long since been known in the EC community: Exploiting the objective function too early might lead to a sub-optimal solution, and attempting to escape it incurs an initial loss in the objective function. Novelty Search (NS) mitigates this issue by ignoring the objective function while searching for new behaviors [32]. This method had been shown to work for RL [31].

While both genetic algorithms (GAs) and NS have been shown to work in different environments [31], we attempted in [6] to combine the two to produce a new algorithm that does not fall behind either, and in some scenarios surpasses both.

Segal and Sipper [6] proposed a new algorithm: Explore-Exploit γ -Adaptive Learner ($E^2\gamma AL$, or EyAL). By preserving a dynamically-sized niche of novelty-seeking agents, the algorithm manages to maintain population diversity, exploiting the reward signal when possible and exploring otherwise. The algorithm combines both the exploitative power of a GA and the explorative power of NS, while maintaining their simplicity and elegance.

Our experiments showed that EyAL outperforms NS in most scenarios, while being on par with a GA—and in some scenarios it can outperform both. EyAL also allows the substitution of the exploiting component (GA) and the exploring component (NS) with other algorithms, e.g., Evolution Strategy and Surprise Search, thus opening the door for future research.

4 Adversarial Deep Learning

4.1 An Evolutionary, Gradient-Free, Query-Efficient, Black-Box Algorithm for Generating Adversarial Instances in Deep Networks [7]

Despite their success, recent studies have shown that DNNs are vulnerable to adversarial attacks. A barely detectable change in an image can cause a misclassification in a well-trained DNN. Targeted adversarial examples can even evoke a misclassification of a specific class (e.g., misclassify a car as a cat). Researchers have demonstrated that adversarial attacks are successful in the real world and

may be produced for data modalities beyond imaging, e.g., natural language and voice recognition [33, 34, 35, 36]. DNNs’ vulnerability to adversarial attacks has raised concerns about applying these techniques to safety-critical applications.

To discover effective adversarial instances, most past work on adversarial attacks has employed gradient-based optimization [37, 38, 39, 40, 41]. Gradient computation can only be executed if the attacker is fully aware of the model architecture and weights. Thus, these approaches are only useful in a white-box scenario, where an attacker has complete access and control over a targeted DNN. Attacking real-world AI systems, however, might be far more arduous. The attacker must consider the difficulty of implementing adversarial instances in a black-box setting, in which no information about the network design, parameters, or training data is provided—the attacker is exposed only to the classifier’s input-output pairs. In this context, a typical strategy has been to attack trained replacement networks and hope that the generated examples transfer to the target model [42]. The substantial mismatch between the alternative model and the target model, as well as the significant computational cost of alternative network training, often renders this technique ineffective.

Lapid et al. [7] assumed a real-world, black-box attack scenario, wherein a DNN’s input and output may be accessed but not its internal configuration. We focused on a scenario in which a specific DNN is an image classifier, specifically, a convolutional neural network (CNN), which accepts an image as input and outputs a probability score for each class.

We presented *QuEry Attack* (for **Q**uery-Efficient **E**volutionary **A**ttack): an evolutionary, gradient-free optimization approach for generating adversarial instances, more suitable for real-life scenarios, because usually there is no access to a model’s internals, including the gradients; thus, it is important to craft attacks that do not use gradients. Our proposed attack can deal with either constrained (ϵ value that constrains the norm of the allowed perturbation) or unconstrained (no constraint on the norm of the perturbation) problems, and focuses on constrained, untargeted attacks. We believe that our framework can be easily adapted to the targeted setting.

Figure 2 shows examples of successful and unsuccessful instances of images generated by QuEry Attack, evaluated against ImageNet, CIFAR10, and MNIST.

QuEry Attack is a strong and fast attack that employs a gradient-free optimization strategy. We tested QuEry Attack against MNIST, CIFAR10, and ImageNet models, comparing it to other commonly used algorithms. We evaluated QuEry Attack’s performance against non-differential transformations and robust models, and it proved to succeed in both scenarios.

4.2 Foiling Explanations in Deep Neural Networks [8]

In order to render a DL model more interpretable, various explainable algorithms have been conceived. Van Lent et al. [43] coined the term *Explainable Artificial Intelligence* (XAI), which refers to AI systems that “can explain their behavior either during execution or after the fact”. In-depth research into XAI methods

Original image Successful attack Failed attack



Fig. 2. Examples of adversarial attacks generated by QuEry Attack. With higher resolution the attack becomes less visible to the naked eye. The differences between images that successfully attack the model and those that do not are subtle. Top row: Imagenet ($l_\infty = 6/255$). Middle row: CIFAR10 ($l_\infty = 6/255$). Bottom row: MNIST ($l_\infty = 60/255$). Left: the original image. Middle: a successful attack. Right: A failed attack.

has been sparked by the success of Machine Learning systems, particularly Deep Learning, in a variety of domains, and the difficulty in intuitively understanding the outputs of complex models, namely, how did a DL model arrive at a specific decision for a given input.

Explanation techniques have drawn increased interest in recent years due to their potential to reveal hidden properties of DNNs [44]. For safety-critical applications, interpretability is essential, and sometimes even legally required.

The importance assigned to each input feature for the overall classification result may be observed through explanation maps, which can be used to offer explanations. Such maps can be used to create defenses and detectors for adversarial attacks [45, 46, 47].

Vitrack Tamam et al. [8] showed that these explanation maps can be transformed into any target map, using only the maps and the network’s output probability vector. This was accomplished by adding a perturbation to the input that is scarcely (if at all) noticeable to the human eye. This perturbation has minimal effect on the neural network’s output, therefore, in addition to the classification outcome, the probability vector of all classes remains virtually identical.

Our black-box algorithm, AttaXAI, enables manipulation of an image through a barely noticeable perturbation, without the use of any model internals, such that the explanation fits any given target explanation. AttaXAI explores the space of images through evolution, ultimately producing an adversarial image; it does so by continually updating a Gaussian probability distribution, used to

sample the space of perturbations. By continually improving this distribution the search improves (Figure 3).

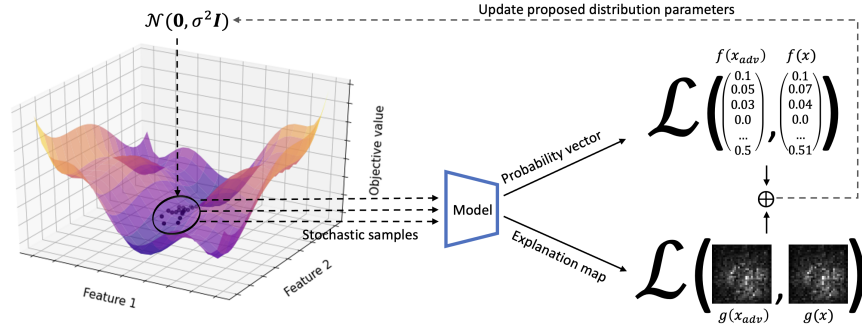


Fig. 3. Schematic of AttaXAI. Individual images are sampled from the population’s distribution $\mathcal{N}(\mu, \sigma)$, and fed into the model (Feature 1 and Feature 2 are image features, e.g., two pixel values; in reality the dimensionality is much higher). Then, the fitness function, i.e. the loss, is calculated using the output probability vectors and the explanation maps to approximate the gradient and update the distribution parameters, μ and σ .

Figure 4 shows a sample result.




Fig. 4. An attack generated by AttaXAI. Dataset: ImageNet. DL Model: VGG16. XAI model: Deep Lift. The primary objective has been achieved: having generated an adversarial image (x_{adv}), virtually identical to the original (x), the explanation map (g) of the adversarial image (x_{adv}) is now, incorrectly, that of the target image (x_{target}); essentially, the two rightmost columns are identical.

This work demonstrated how focused, undetectable modifications to the input data can result in arbitrary and significant adjustments to the explanation map. We showed that explanation maps of several known explanation algorithms may be modified at will. Importantly, this is feasible with a black-box approach, while maintaining the output of the model. We tested AttaXAI against the ImageNet and CIFAR100 datasets using 4 different network models.

4.3 Patch of Invisibility: Naturalistic Black-Box Adversarial Attacks on Object Detectors [9]

The implications of adversarial attacks can be far-reaching, as they can compromise the security and accuracy of systems that rely on DL. For instance, an adversarial attack on a vehicle-mounted, image-recognition system could cause it to misidentify a stop sign as a speed-limit sign [48], potentially causing the vehicle to crash. As DL becomes increasingly ubiquitous, the need to mitigate adversarial attacks becomes more pressing. Therefore, research into adversarial attacks and defenses is a rapidly growing area, with researchers working on developing robust and secure models that are less susceptible to such attacks.

In [9] we focused on fooling surveillance cameras (both indoor and outdoor), because of their ubiquity and susceptibility to attack, by creating adversarial patches (Figure 5).



Fig. 5. An adversarial patch evolved by our gradient-free algorithm, which conceals people from an object detector.

Our objective was to generate *physically plausible* adversarial patches, which are performant and appear *realistic*—*without the use of gradients*. An adversarial patch is a specific type of attack, where an image is modified by adding a small, local pattern that engenders missclassification. The goal of such an attack is to intentionally mislead a model into making an incorrect prediction or decision.

By “physically plausible” we mean patches that not only work digitally, but also in the physical world, e.g., when printed—and used. The space of possible adversarial patches is huge, and with the aim of reducing it to afford a successful search process, we chose to use pretrained generative adversarial network (GAN) generators.

Given a pretrained generator, we seek an input *latent vector*, corresponding to a generated image that leads the object detector to err. We leverage the latent space’s (relatively) small dimension, approximating the gradients using an Evolution Strategy algorithm [49], repeatedly updating the input latent vector by querying the target object detector until an appropriate adversarial patch is discovered.

Figure 6 depicts a general view of our approach. We search for an input latent vector that, given a pretrained generator, corresponds to a generated image that “hides” a person from the object detector.

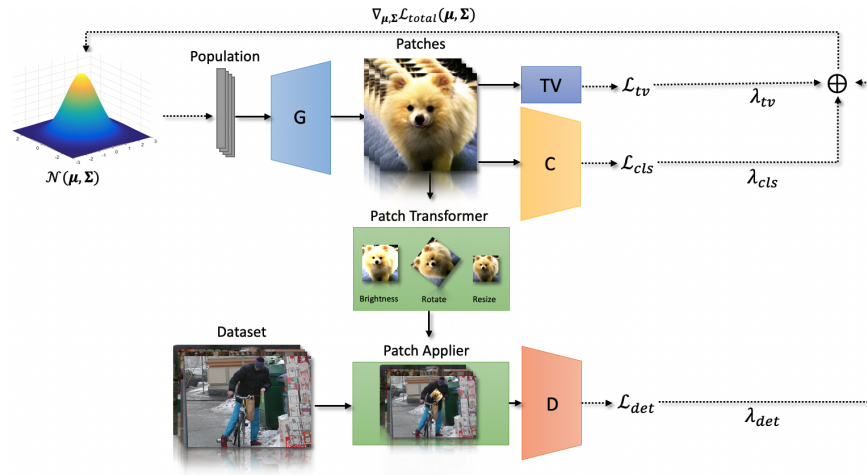


Fig. 6. Naturalistic Black-Box Adversarial Attack: Overview of framework. The system creates patches for object detectors by using the learned image manifold of a pretrained GAN (G) on real-world images (as is often the case, we use the GAN’s generator, but do not need the discriminator). We use a pretrained classifier (C) to force the optimizer to find a patch that resembles a specific class, the TV component in order to make the images as smooth as possible, and the detector (D) for the actual detection loss. Efficient sampling of the GAN images via an iterative evolution strategy ultimately generates the final patch.

The patches we generated can be printed and used in the real world. We compared different deep models and concluded that it is possible to generate patches that fool object detectors. The real-world tests of the printed patches demonstrated their efficacy in “concealing” persons, evidencing a basic threat to security systems.

5 Concluding Remark

Our main conclusion from the works presented above is simple:

When combined judiciously, EC and ML/DL reinforce each other to form a powerful alliance.

And we are fervently expanding this lineup of successful joint ventures...

Bibliography

- [1] Moshe Sipper, Randal S. Olson, and Jason H. Moore. Evolutionary computation: the next major transition of artificial intelligence? *BioData Mining*, 10(1):26, Jul 2017.
- [2] Moshe Sipper. Binary and multinomial classification through evolutionary symbolic regression. In *Proceedings of the Genetic and Evolutionary Computation Conference Companion, GECCO '22*, page 300–303, New York, NY, USA, 2022. Association for Computing Machinery.
- [3] Moshe Sipper. Classy ensemble: A novel ensemble algorithm for classification. <https://arxiv.org/abs/2302.10580>, 2023.
- [4] Moshe Sipper, Tomer Halperin, Itai Tzruia, and Achiya Elyasaf. EC-KitY: Evolutionary computation tool kit in Python with seamless machine learning integration. *SoftwareX*, 22:101381, 2023.
- [5] Raz Lapid and Moshe Sipper. Evolution of activation functions for deep learning-based image classification. In *Proceedings of the Genetic and Evolutionary Computation Conference Companion, GECCO '22*, page 2113–2121, New York, NY, USA, 2022. Association for Computing Machinery.
- [6] Eyal Segal and Moshe Sipper. Adaptive combination of a genetic algorithm and novelty search for deep neuroevolution. In Thomas Bäck, Bas van Stein, Christian Wagner, Jonathan M. Garibaldi, H. K. Lam, Marie Cottrell, Faiyaz Doctor, Joaquim Filipe, Kevin Warwick, and Janusz Kacprzyk, editors, *Proceedings of the 14th International Joint Conference on Computational Intelligence, IJCCI 2022, Valletta, Malta, October 24-26, 2022*, pages 143–150. SCITEPRESS, 2022.
- [7] Raz Lapid, Zvika Haramaty, and Moshe Sipper. An evolutionary, gradient-free, query-efficient, black-box algorithm for generating adversarial instances in deep convolutional neural networks. *Algorithms*, 15(11), 2022.
- [8] Snir Vitrack Tamam, Raz Lapid, and Moshe Sipper. Foiling explanations in deep neural networks. <https://arxiv.org/abs/2211.14860>, 2022.
- [9] Raz Lapid and Moshe Sipper. Patch of invisibility: Naturalistic black-box adversarial attacks on object detectors. <https://arxiv.org/abs/2303.04238>, 2023.
- [10] GPLEarn. GPLEarn. <https://gplearn.readthedocs.io/>, 2021. Accessed: 2021-4-30.
- [11] F. Pedregosa, G. Varoquaux, A. Gramfort, V. Michel, B. Thirion, O. Grisel, M. Blondel, P. Prettenhofer, R. Weiss, V. Dubourg, J. Vanderplas, A. Passos, D. Cournapeau, M. Brucher, M. Perrot, and E. Duchesnay. Scikit-learn: Machine learning in Python. *Journal of Machine Learning Research*, 12: 2825–2830, 2011.
- [12] Julian F Miller. Cartesian genetic programming. In *Cartesian Genetic Programming*, pages 17–34. Springer, 2011.
- [13] Markus Quade. cartesian. <https://github.com/0hjeah/cartesian>, 2020.

- [14] C.A. Pena-Reyes and M. Sipper. Fuzzy CoCo: a cooperative-coevolutionary approach to fuzzy modeling. *IEEE Transactions on Fuzzy Systems*, 9(5): 727–737, 2001.
- [15] Moshe Sipper and Jason H Moore. OMNIREP: originating meaning by coevolving encodings and representations. *Memetic computing*, 11(3):251–261, 2019.
- [16] Takuya Akiba, Shotaro Sano, Toshihiko Yanase, Takeru Ohta, and Masanori Koyama. Optuna: A next-generation hyperparameter optimization framework. In *Proceedings of the 25th ACM SIGKDD international conference on knowledge discovery & data mining*, pages 2623–2631, 2019.
- [17] Moshe Sipper and Jason H. Moore. Conservation machine learning. *BioData Mining*, 13(1):9, Aug 2020.
- [18] Moshe Sipper and Jason H. Moore. Conservation machine learning: a case study of random forests. *Nature Scientific Reports*, 11(1):3629, Feb 2021.
- [19] Blossom Metevier, Anil Kumar Saini, and Lee Spector. Lexicase selection beyond genetic programming. In Wolfgang Banzhaf, Lee Spector, and Leigh Sheneman, editors, *Genetic Programming Theory and Practice XVI*, pages 123–136. Springer, 2019.
- [20] Lee Spector. Assessment of problem modality by differential performance of lexicase selection in genetic programming: A preliminary report. In *Proceedings of the 14th Annual Conference Companion on Genetic and Evolutionary Computation*, pages 401–408. ACM, 2012.
- [21] Moshe Sipper and Jason H Moore. Symbolic-regression boosting. *Genetic Programming and Evolvable Machines*, pages 1–25, 2021.
- [22] Moshe Sipper and Jason H. Moore. AddGBoost: A gradient boosting-style algorithm based on strong learners. *Machine Learning with Applications*, 7: 100243, 2022.
- [23] Moshe Sipper. Combining deep learning with good old-fashioned machine learning. *SN Computer Science*, 4(1):85, Dec 2022.
- [24] Forest Agostinelli, Matthew Hoffman, Peter Sadowski, and Pierre Baldi. Learning activation functions to improve deep neural networks. *arXiv preprint arXiv:1412.6830*, 2014.
- [25] Snehanshu Saha, Nithin Nagaraj, Archana Mathur, and Rahul Yedida. Evolution of novel activation functions in neural network training with applications to classification of exoplanets. *arXiv preprint arXiv:1906.01975*, 2019.
- [26] Sagar Sharma and Simone Sharma. Activation functions in neural networks. *Towards Data Science*, 6(12):310–316, 2017.
- [27] Moshe Sipper. Neural networks with à la carte selection of activation functions. *SN Computer Science*, 2(6):1–9, 2021.
- [28] Julian Francis Miller and Simon L. Harding. Cartesian genetic programming. In *Proceedings of the 10th Annual Conference Companion on Genetic and Evolutionary Computation*, GECCO '08, page 2701–2726, New York, NY, USA, 2008. Association for Computing Machinery. ISBN 9781605581316.

- [29] Richard S Sutton and Andrew G Barto. *Reinforcement Learning: An Introduction*. MIT press, 2nd edition, 2018.
- [30] Tim Salimans, Jonathan Ho, Xi Chen, Szymon Sidor, and Ilya Sutskever. Evolution strategies as a scalable alternative to reinforcement learning. arXiv:1703.03864, 2017.
- [31] Felipe Petroski Such, Vashisht Madhavan, Edoardo Conti, Joel Lehman, Kenneth O. Stanley, and Jeff Clune. Deep neuroevolution: Genetic algorithms are a competitive alternative for training deep neural networks for reinforcement learning. arxiv.1712.06567, 2017.
- [32] J. Lehman and K. O. Stanley. Exploiting open-endedness to solve problems through the search for novelty. In *Proceedings of the Eleventh International Conference on Artificial Life (ALIFE)*, Cambridge, MA, 2008. MIT Press.
- [33] Xiaosen Wang, Hao Jin, and Kun He. Natural language adversarial attack and defense in word level, 2019.
- [34] John X Morris, Eli Lifland, Jin Yong Yoo, and Yanjun Qi. Textattack: A framework for adversarial attacks in natural language processing. *Proceedings of the 2020 EMNLP, Arxiv*, 2020.
- [35] Nicholas Carlini and David Wagner. Audio adversarial examples: Targeted attacks on speech-to-text. In *2018 IEEE Security and Privacy Workshops (SPW)*, pages 1–7. IEEE, 2018.
- [36] Lea Schönherr, Katharina Kohls, Steffen Zeiler, Thorsten Holz, and Dorothea Kolossa. Adversarial attacks against automatic speech recognition systems via psychoacoustic hiding. *arXiv preprint arXiv:1808.05665*, 2018.
- [37] Ian J Goodfellow, Jonathon Shlens, and Christian Szegedy. Explaining and harnessing adversarial examples. *arXiv preprint arXiv:1412.6572*, 2014.
- [38] Nicolas Papernot, Patrick McDaniel, Somesh Jha, Matt Fredrikson, Z Berkay Celik, and Ananthram Swami. The limitations of deep learning in adversarial settings. In *2016 IEEE European Symposium on Security and Privacy (EuroS&P)*, pages 372–387. IEEE, 2016.
- [39] Nicholas Carlini and David Wagner. Towards evaluating the robustness of neural networks. In *2017 IEEE Symposium on Security and Privacy (SP)*, pages 39–57. IEEE, 2017.
- [40] Shixiang Gu and Luca Rigazio. Towards deep neural network architectures robust to adversarial examples. *arXiv preprint arXiv:1412.5068*, 2014.
- [41] Seyed-Mohsen Moosavi-Dezfooli, Alhussein Fawzi, and Pascal Frossard. Deepfool: a simple and accurate method to fool deep neural networks. In *Proceedings of the IEEE Conference on Computer Vision and Pattern Recognition*, pages 2574–2582, 2016.
- [42] Nicolas Papernot, Patrick McDaniel, Ian Goodfellow, Somesh Jha, Z Berkay Celik, and Ananthram Swami. Practical black-box attacks against machine learning. In *Proceedings of the 2017 ACM on Asia Conference on Computer and Communications Security*, pages 506–519, 2017.
- [43] Michael Van Lent, William Fisher, and Michael Mancuso. An explainable artificial intelligence system for small-unit tactical behavior. In *Proceedings of the National Conference on Artificial Intelligence*, pages 900–907. Menlo Park, CA; Cambridge, MA; London; AAAI Press; MIT Press; 1999, 2004.

- [44] Filip Karlo Došilović, Mario Brčić, and Nikica Hlupić. Explainable artificial intelligence: A survey. In *2018 41st International Convention on Information and Communication Technology, Electronics and Microelectronics (MIPRO)*, pages 0210–0215. IEEE, 2018.
- [45] Savita Walia, Krishan Kumar, Saurabh Agarwal, and Hyunsung Kim. Using xai for deep learning-based image manipulation detection with shapley additive explanation. *Symmetry*, 14(8):1611, 2022.
- [46] Gil Fidel, Ron Bitton, and Asaf Shabtai. When explainability meets adversarial learning: Detecting adversarial examples using shap signatures. In *2020 International Joint Conference on Neural Networks (IJCNN)*, pages 1–8. IEEE, 2020.
- [47] Ching-Yu Kao, Junhao Chen, Karla Markert, and Konstantin Böttinger. Rectifying adversarial inputs using xai techniques. In *2022 30th European Signal Processing Conference (EUSIPCO)*, pages 573–577. IEEE, 2022.
- [48] Kevin Eykholt, Ivan Evtimov, Earlene Fernandes, Bo Li, Amir Rahmati, Chaowei Xiao, Atul Prakash, Tadayoshi Kohno, and Dawn Song. Robust physical-world attacks on deep learning visual classification. In *Proceedings of the IEEE Conference on Computer Vision and Pattern Recognition*, pages 1625–1634, 2018.
- [49] Daan Wierstra, Tom Schaul, Tobias Glasmachers, Yi Sun, Jan Peters, and Jürgen Schmidhuber. Natural evolution strategies. *Journal of Machine Learning Research*, 15(1):949–980, 2014.