

# Leveraging Language Identification to Enhance Code-Mixed Text Classification

Gauri Takawane<sup>a,b,\*</sup>, Abhishek Phaltankar<sup>a,b,\*</sup>, Varad Patwardhan<sup>a,b,\*</sup>, Aryan Patil<sup>a,b,\*</sup>, Raviraj Joshi<sup>b,c,\*</sup> and Mukta S. Takalikar<sup>a</sup>

<sup>a</sup>Department of Computer Engineering, SCTR'S Pune Institute of Computer Technology, Pune, India

<sup>b</sup>L3Cube Pune, Pune, India

<sup>c</sup>Department of Computer Science and Engineering, Indian Institute of Technology Madaras, Chennai, India

## ARTICLE INFO

### Keywords:

Low Resource Natural Language Processing  
Code-Mixed Data  
Language Identification  
Comparative Analysis  
Interleaved Word-Language  
Adjacent Sentence-Language  
Language Models

## ABSTRACT

The usage of more than one language in the same text is referred to as Code Mixed. It is evident that there is a growing degree of adaption of the use of code-mixed data, especially English with a regional language, on social media platforms. Existing deep-learning models do not take advantage of the implicit language information in the code-mixed text. Our study aims to improve BERT-based models' performance on low-resource Code-Mixed Hindi-English Datasets by experimenting with language augmentation approaches. We propose a pipeline to improve code-mixed systems that comprise data preprocessing, word-level language identification, language augmentation, and model training on downstream tasks like sentiment analysis. For language augmentation in BERT models, we explore word-level interleaving and post-sentence placement of language information. We have examined the performance of vanilla BERT-based models and their code-mixed HingBERT counterparts on respective benchmark datasets, comparing their results with and without using word-level language information. The models were evaluated using metrics such as accuracy, precision, recall, and F1 score. Our findings show that the proposed language augmentation approaches work well across different BERT models. We demonstrate the importance of augmenting code-mixed text with language information on five different code-mixed Hindi-English downstream datasets based on sentiment analysis, hate speech detection, and emotion detection.

## 1. Introduction

Code-mixed data, commonly observed on social networking platforms, refer to textual content that blends two or more languages. Nevertheless, natural language processing research has predominantly concentrated on monolingual data Joshi (2022a,b), resulting in a scarcity of code-mixed data for future investigations Khanuja, Dandapat, Srinivasan, Sitaram and Choudhury (2020). For instance, in India, Hindi-English code-mixing is widely prevalent on social media, owing to Hindi's status as the official language of the country Patil, Patwardhan, Phaltankar, Takawane and Joshi (2023); Nayak and Joshi (2021).

The growing necessity to develop models capable of effectively processing and comprehending code-mixed text has become increasingly evident, as code-mixed data presents a unique challenge for NLP research. Various pre-trained models, such as BERT and its variants, have been proposed for numerous tasks, and initial outcomes are promising. Recent studies have demonstrated that HingBERT-based models Nayak and Joshi (2022), specifically trained on code-mixed data, outperform other models for tasks involving code-mixed text categorization Orlov and Artemova (2022); Patil et al. (2023). In this study, we compare the performance of several BERT models using datasets for downstream code-mixed text classification and reaffirm that their


HingBERT counterparts exhibit superior understanding and decoding capabilities for code-mixed content. Moreover, by augmenting the code-mixed text with language information, we can enhance the accuracy and efficiency of NLP tasks.

Language is a crucial component in code-mixed datasets. A word may appear in both languages yet possess distinct meanings in each. Consider the following code-mixed Hindi-English example: "*bus ho gaya bhai, don't chatter in the bus, shant betho please*". Here, the first occurrence of the word "bus" is in Hindi which means enough. However, the second occurrence of the term "bus" is in English and refers to a vehicle. We explicitly provide this word-level language information to the model to make it easier for it to deduce its meaning.

The prevailing state-of-the-art models, which have achieved remarkable accuracy comparable to human performance, primarily focus on mining and analyzing text from resource-rich monolingual sources. However, these models do not effectively leverage language information when it comes to code-mixed data Joshi and Joshi (2022). Incorporating an additional language embedding layer necessitates training the model from scratch, potentially introducing greater complexity and compromising accuracy.

To gain a deeper understanding of the diverse languages present in code-mixed texts, our research employs language identification, a process that aims to determine the language of given words. The objective of our study is to enhance BERT-based models Devlin, Chang, Lee and Toutanova

\*Equal Contribution

 gauri.takawane@gmail.com (G. Takawane); avp1510@gmail.com (A. Phaltankar); varadp2000@gmail.com (V. Patwardhan); aryanpatil1503@gmail.com (A. Patil); ravirajoshi@gmail.com (R. Joshi); mstakalikar@pict.edu (M.S. Takalikar)

(2019) for code-mixed tasks by leveraging language information. By incorporating language tags, we provide additional contextual information to the language models, enabling them to better comprehend the data and achieve improved performance in downstream tasks. We employ two approaches for language augmentation named as Interleaved Word-Language method and the Adjacent Sentence-Language method. In the Interleaved Word-Language approach, language tags are inserted after each word in the sentence, while the Adjacent Sentence-Language approach appends language tags at the end of the sentence. These language tags are represented as text and are seamlessly integrated with the original input text, requiring no modifications to the model architecture. This straightforward approach is particularly relevant as it can be easily integrated with existing pre-trained BERT models.

In this paper, we introduce a novel pipeline for effectively processing code-mixed data by integrating the language identification model within the regular flow. The pipeline consists of pre-processing, language identification, language augmentation, and model training as depicted in Figure 1. Our approach is evaluated on various downstream tasks, including sentiment analysis, emotion recognition, and hate speech detection. To conduct our evaluation, we utilize a total of five datasets, consisting of two sentiment analysis datasets, one emotions dataset, and two hate speech datasets. Through our experiments, we demonstrate that HingBERT-based models Nayak and Joshi (2022) outperform other models on these datasets. Additionally, we present new analyses conducted on these datasets, leveraging the proposed language-based pipelined approach. We show that language integration improves the performance of all the BERT variants.

The main contributions of this work are as follows:

- We propose a language augmentation-based pipelined approach to improve the performance of code-mixed BERT models. This is the first work to integrate word-level language information into pre-trained BERT models using simple input augmentations. We do not make any architectural changes to incorporate the language information.
- Our proposed methodology is extensively evaluated on vanilla BERT models and code-mixed HingBERT models. We demonstrate the significance of language augmentation in code-mixed text through evaluations on five datasets.

Although we present results in the context of Hindi-English code-mixing the ideas are generic enough to be extended to any other code-mixed language. It assumes that a strong word-level LID model is available for the respective dataset.

The paper is structured as follows: Section 2 contains details on related work in this sector. Section 3 describes the datasets and models used and our proposed pipeline. Section 4 includes detailed results, and Section 5 contains inferences based on the results.

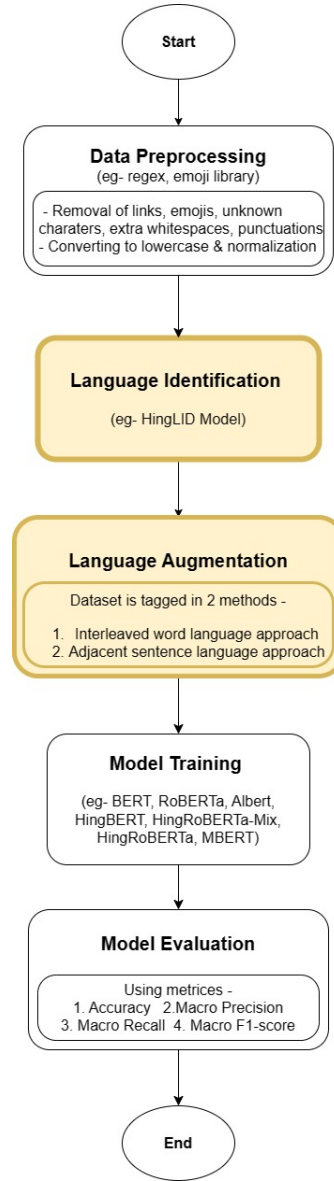


Figure 1: Proposed pipeline for language augmentation

## 2. Literature Survey

The code-mixed NLP has centered mainly around tasks like sentiment analysis, named entity recognition, and POS tagging. In this section, we discuss specific modifications proposed in the context of these tasks. Analyzing papers on sentiment analysis on code-mixed data, Pradhan and Sharma (2022) use a deep learning classifier that combines a multilingual variant of RoBERTa with a sentence-level embedding from Universal Sentence Encoder. By applying both for transfer learning, they maximize the performance of the classifier. Pratapa, Choudhury and Sitaram (2018) yielded the best results by training skip-grams in the synthetic code-mixed text produced by code-mixing linguistic models. They found that existing bilingual embeddings can be improved by creating multilingual word embeddings. To leverage BERT-based models in the medical industry, Alsentzer, Murphy,



**Figure 2:** The demonstration of input preparation in the pipeline. The two approaches are used for language augmentation. The interleaved word language approach places the language tag after each work. The adjacent sentence language approach places the language tags after the complete sentence.

Boag, Weng, Jindi, Naumann and McDermott (2019) used clinical embeddings to achieve better outcomes.

In Alghanmi, Espinosa Anke and Schockaert (2020), AraBERT, trained on code-mixed English-Arabic models, used static word embeddings created using Word2Vec. Static word embeddings were found to be more suitable for low-resource NLP models, as AraBERT outperformed BERT models. In order to create effective sentence representations, Wang and Kuo (2020) analyzed deep contextualized models and developed an efficient sentence embedding model called SBERT-WK. Contrasting widely used word embedding strategies like Word2Vec and Glove, Alatawi, Alhothali and Moria (2020) researched a deep learning-based word embedding model (BiLSTM) to tackle hate speech.

Ansari, Beg, Ahmad, Khan and Wasim (2021), in this work, word piece and byte-level byte pair encoding (BLBPE) were combined with BERT and RoBERTa models. Hi-En (Hindi-English) and Urdu-En (Urdu-English) databases were used, and it is worth noting that Hindi and Urdu have similar vocabularies. Various token categories, including English, Hindi, Universal, URL, hashtag, username, and named entity, were employed for token grouping. The study found that BLBPE resulted in better outcomes.

The study presented in Bhattu, Nunna, Somayajulu and Pradhan (2020) addresses the challenges posed by code-mixed text, specifically for Bengali-English, Hindi-English, and Telugu-English POS tagging, by utilizing widely available unlabeled data. They propose a hierarchical deep neural network-based approach, which combines CRF on top of BiLSTM, to handle long short-term dependencies at the word level and address the issue of out-of-vocabulary (OOV) words using character-level information.

To address the challenges presented by unstructured code-mixed data and enhance the performance of Named

Entity Recognition (NER) on code-mixed text, Narayanan, Rao, Prasad and Das (2020) proposes two methods. Firstly, it suggests utilizing word embeddings generated by word2vec and GloVe to feed them into deep learning models for word-level classification into predefined named entities. Secondly, it employs a bidirectional character-level recurrent neural network to leverage sub-word level syntactic information. This approach retains the contextual usage of words and utilizes sub-word level morphological characteristics that are not specific to any particular language, making it language-independent.

In the study conducted by Singh, Vijay, Akhtar and Shrivastava (2018), various machine learning classification algorithms, including Decision Tree, LSTM, and CRF, were experimented with on a corpus for Named Entity Recognition in Hindi-English code-mixed text. The authors incorporated word, character, and lexical features in their models. The results demonstrated that both CRF and LSTM achieved the highest f1-score of 0.95. The paper discussed the reasoning behind selecting specific features for this task and compared the performance of different classification models.

The objective of the research presented in Vyas, Gella, Sharma, Bali and Choudhury (2014) is to create a multi-level annotated corpus of Hindi-English code-mixed text sourced from Facebook forums. The authors investigated POS tagging, normalization, back-transliteration, and language identification. They found that the accuracy of POS tagging is significantly affected by the correct identification of language and the transliteration of Hindi. The research highlights normalization and transliteration as particularly challenging tasks in English-Hindi code-mixed text and suggests that modeling language identification, normalization, transliteration, and POS tagging together can yield improved results.

Lal, Kumar, Dhar, Shrivastava and Koehn (2019) This work introduces a novel approach for sentiment analysis of data containing a mixture of English and Hindi code. It utilizes recurrent neural networks (RNNs) to accurately analyze sentiment information. The paper suggests modifying the attention mechanisms and expanding the training dataset to evaluate the model's performance. These modifications have the potential to improve the model's ability to capture important sentiment-related features.

In the study by Joshi, Prabhu, Shrivastava and Varma (2016), an innovative approach is presented to enhance the accuracy of text analysis tasks, particularly when dealing with text that has a high level of noise. The proposed method focuses on acquiring sub-word level representations within the LSTM architecture, enabling better handling and extraction of meaningful information from text that exhibits excessive noise or irregularities. Furthermore, the proposed technique holds promise for broader application beyond the LSTM architecture, allowing for scalability and potential performance improvements in various text analysis tasks. Future research directions could explore the application of the proposed technique in deep neural network architectures. This research study investigates a novel approach to improve the performance of text analysis in the presence of excessive noise by utilizing sub-word level representations within the LSTM architecture. It also provides a dataset specifically designed for sentiment analysis and opens avenues for further exploration in deep neural network architectures.

The findings of Kamble and Joshi (2018) contribute to the advancement of sentiment analysis in the presence of noise and lay the groundwork for future investigations. This research presents a novel approach for learning sub-word level representations within the LSTM architecture, enabling more accurate and reliable sentiment analysis in challenging text environments. It also suggests potential applications in domains involving variations of language, such as sarcasm or misinformation. Deep neural network architectures play a crucial role in addressing variations of language and textual assimilation.

The usage of LID in code-mixed tasks has not received enough attention probably because of the absence of a strong word-level LID model. Recently, a strong Hindi-English LID model named HingLID<sup>1</sup> was released by L3Cube allowing us to explore the methods proposed in this work.

### 3. Methodology

In this study, language identification tags in the form of interleaved word-language and adjacent sentence-language approaches are utilized to enhance the performance of models on low-resource, code-mixed Hindi-English texts for downstream natural language processing tasks. This part describes the recommended strategy, which consists of a series of steps including dataset descriptions, data preparation techniques, and model training.

<sup>1</sup><https://huggingface.co/l3cube-pune/hing-bert-lid>

#### 3.1. Pipeline

To conduct the analysis on the dataset, we developed a pipeline that encompassed data preprocessing, language tagging, and prediction using Transformer-based language models. The pipeline consisted of the following components:

**Data Preprocessing:** The dataset underwent preprocessing steps to handle links, emojis, unknown characters, extra whitespaces, and punctuation marks. Furthermore, the text was converted to lowercase to ensure data normalization. Python's regex and emoji libraries were utilized for text preprocessing. In this study, stemming and lemmatization techniques were not employed to preserve the context of the users' purpose.

**Word-level Language Identification:** This stage of the pipeline involved language identification of each word in the text. Language identification was conducted using language identification models such as HingLID, a pre-trained language identification model provided by L3Cube. HingLID demonstrated high accuracy in identifying the language of the text within the dataset. Through the use of HingLID, we were able to distinguish between Hindi and English words. The assigned language tags were as follows: The language tags assigned are as follows -

- EN - English
- HI - Hindi

**Language Augmentation:** During the preprocessing stage, all characters are converted to lowercase, and their corresponding language tags are changed to uppercase (HI/EN). After assigning the appropriate language tags to each word, we train models using two different language augmentation approaches as shown in Figure 2.

- Interleaved Word-Language approach - When using the word-lang method, we attach language tags after each individual word.
- Adjacent Sentence-Language approach - When using the sentence-lang method, we attach language tags of all the words at the end of the sentence.

**Model Training:** After preprocessing and language tagging, the text is encoded and tokenized using BERT tokenizer. The data is then fed as input to BERT-based models for respective downstream tasks. The models are trained on three types of data: original data without language tags, data augmented using the interleaved word-language approach, and data augmented using the adjacent sentence-language approach. For hyperparameter tuning, WandB, a tool for hyperparameter optimization, is utilized. The learning rate is adjusted within the range of 1e-6 to 1e-4, the epoch range is set from 1 to 7, and the batch size ranges from 32 to 64.

**Evaluation:** To assess the performance of the pipeline, the following evaluation metrics are employed: accuracy, macro precision, macro recall, and macro F1 score. Accuracy represents the percentage of correctly classified samples

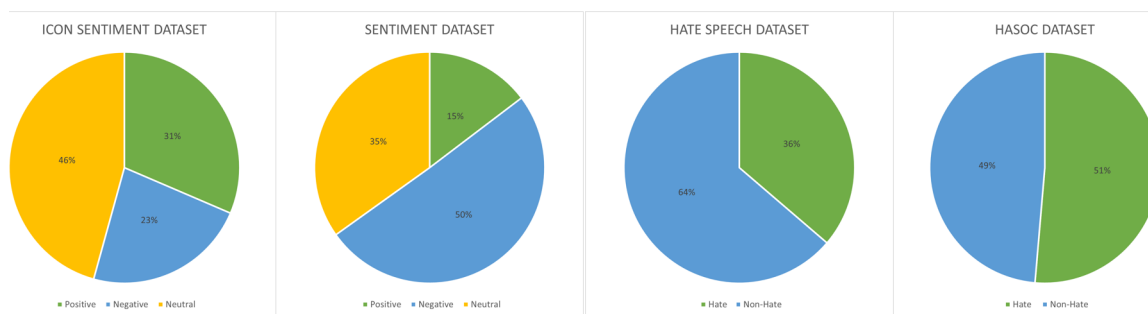


Figure 3: Icon Sentiment, Sentiment, Hate Speech and HASOC Dataset

in the dataset, while the F1 score is the harmonic mean of precision and recall. Precision measures the proportion of true positives among all positive predictions, while recall measures the proportion of true positives among all actual positives. A comparative analysis is conducted between BERT-based models and their Hing counterparts across the three types of data: original data without language tags, data augmented using the interleaved word-language technique, and data enhanced using the adjacent sentence-language strategy.

### 3.2. Datasets

The label statistics of the data used in this work are shown in Figure 3 and Figure 4. These datasets are described in the subsequent sub-sections.

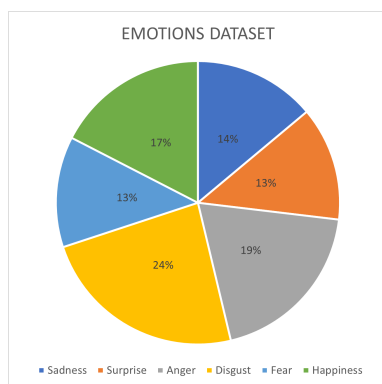


Figure 4: Emotions Dataset

#### 3.2.1. Icon Sentiment Dataset

The Icon Dataset is derived from the Icon shared task Patra, Das and Das (2018). It consists of tweets that contain a mixture of Hindi and English codes. The dataset comprises 5,525 test instances and 12,936 training instances. The tweets exhibit three primary emotions: positive, negative, and neutral. The baseline performance for the Icon shared task was established with a baseline F1 score of 0.331. Among the participating institutions, IIT-NBP achieved the highest F1 score of 0.569, highlighting the effectiveness of their approach. Importantly, the dataset includes linguistic

information that offers valuable insights for research purposes.

#### 3.2.2. Sentiment Dataset

This dataset, described in Prabhu, Joshi, Shrivastava and Varma (2016), aims to classify tweet sentiments into three categories: negative, neutral, and positive. The dataset contains a total of 3,879 tweets. The Subword-LSTM approach achieves an F1 score of 0.658 and a maximum accuracy score of 69.7%. To evaluate the model's performance, the dataset is divided into training and testing sets using a 70:15:15 ratio.

#### 3.2.3. Hate Speech Dataset

This code-mixed Hindi-English dataset was compiled from the research conducted in Bohra, Vijay, Singh, Akhtar and Shrivastava (2018), which focused on hate speech detection. The dataset is categorized into two classes: hate speech and regular speech. It comprises a total of 4,575 tweets, with 1,661 examples of hate speech and 2,914 examples of normal speech. When considering all features, Support Vector Machines achieved the highest accuracy result of 71.7%. The dataset is divided into three parts in a ratio of 70:15:15, where 70% of the data is used for training, 15% for validation, and 15% for testing. Language recognition tagging was performed using the Hing-LID model. Preprocessing involved removing emojis, links, and punctuation, so that only alphanumeric characters were retained.

#### 3.2.4. HASOC Dataset

This investigation utilized data from the HASOC Shared Task 2022 as the source database for the analysis. The data was divided into two categories: hateful speech and non-hateful speech. The dataset consists of a total of 4,864 tweets, with 2,514 classified as hate speech and 2,390 as non-hate speech. Among the participating teams, the NLPLAB-ISI team achieved the highest F1 score of 0.708. To prepare the dataset for training and evaluation, it was divided into three portions using a ratio of 70:15:15. Specifically, 70% of the dataset was used for training, 15% for validation, and the

**Table 1**  
Dataset Train-Test-Validation Split

Sr. No.	Dataset Name	Total size	Train Size	Test Size	Eval Size	Labels
1	Icon Dataset	18461	12936	5525	5525	3
2	Sentiment Dataset	3879	2,715	582	582	3
3	Hatespeech Dataset	4578	3204	687	687	2
4	HASOC Dataset	4864	3404	730	730	2
5	Emotions Dataset	151311	105917	22697	22697	6

**Table 2**  
LID Analysis

Dataset.	Hindi	English	Hindi tokens per Sentence	English tokens per Sentence	Ratio
ICON	68159	67900	6.81	6.78	0.53
Sentiment	31770	11318	8.19	2.92	0.72
Hate Speech	69089	21240	15.09	4.64	0.74
HASOC	37910	59444	7.72	12.11	0.44
Emotions	1944214	515550	12.85	3.41	0.77

remaining 15% for testing.

### 3.2.5. Emotions Dataset

This dataset was obtained from research Wadhawan and Aggarwal (2021) focused on emotion detection. The tweets in the dataset are categorized into six emotions. There is a total of 151,311 messages, with the following distribution: 26,364 tweets conveying happiness, 21,024 expressing sadness, 29,306 indicating anger, 19,138 conveying fear, 35,797 representing disgust, and 19,682 indicating surprise. The BERT model achieved the highest accuracy value of approximately 71.43%. The dataset is divided into three parts: training, validation, and testing, with a ratio of 70:15:15, respectively. Language recognition tagging was performed using the Hing-LID model. During preprocessing, emojis, links, and punctuation were removed to retain only alphanumeric characters.

Table 1 shows the size of the corpus, its train, test, and validation splits, as well as the number of labels associated with each dataset.

### 3.3. Language Tags Analysis

The Table 2 presents a summary of the analysis conducted on each dataset using LID (Language Identification). It includes the total count of Hindi and English tokens observed across all datasets, as well as the average count of Hindi and English tokens per sentence. Furthermore, the ratio of Hindi tokens to the total number of tokens in each sentence is calculated, providing valuable insights into the code-mixed dataset.

### 3.4. Models

We used the following models in our research:

- ALBERT<sup>2</sup>: A Lite BERT (ALBERT) model introduced in Lan, Chen, Goodman, Gimpel, Sharma and Soricut (2019) for self-supervised learning of language representations. This model shares the same architectural foundation as BERT, but its main objective was to enhance BERT's performance by implementing various design choices that reduce the number of training parameters, making it more memory and time efficient.
- BERT<sup>3</sup>: Devlin, Chang, Lee and Toutanova (2018a) proposed the BERT model that uses self-supervised transformers and was pre-trained on a large corpus of multilingual data, which includes the Toronto Book Corpus and Wikipedia. This pre-training was conducted using raw text and did not involve human labeling. The training process included masked language modeling and the next sentence prediction task.
- RoBERTa<sup>4</sup>: RoBERTa, proposed in Liu, Ott, Goyal, Du, Joshi, Chen, Levy, Lewis, Zettlemoyer and Stoyanov (2019), which stands for Robustly Optimized BERT Pretraining Approach, is a model based on Google's BERT model from 2018. It differs from BERT in that it removes the next-sentence pretraining step and uses much larger batches during training, resulting in faster and more effective training.
- Multilingual BERT<sup>5</sup>: The mBERT model proposed in Devlin, Chang, Lee and Toutanova (2018b) is a version of BERT that was trained on a massive multilingual dataset, which includes 104 different languages.
- HingBERT<sup>6</sup>: A BERT model called HingBERT was created by continued pre-training on Hindi-English code-mixed Roman text, as mentioned in Nayak and Joshi (2022). This model is an upgraded version of the mBERT model and was trained on the L3Cube-HingCorpus, which consisted of 1.04 billion tokens from 52.93 million Twitter phrases.
- HingRoBERTa<sup>7</sup>: The HingRoBERTa proposed in Nayak and Joshi (2022) is a RoBERTa model that has been fine-tuned on a mix of Hindi and English codes in Roman text. The fine-tuning process was conducted using the Roman version of L3Cube-HingCorpus.
- HingRoBERTa-Mixed<sup>8</sup>: The HingRoBERTa-Mixed proposed in Nayak and Joshi (2022) is a BERT model

<sup>2</sup><https://huggingface.co/albert-base-v2>

<sup>3</sup><https://huggingface.co/bert-base-cased>

<sup>4</sup><https://huggingface.co/roberta-base>

<sup>5</sup><https://huggingface.co/bert-base-multilingual-cased>

<sup>6</sup><https://huggingface.co/l3cube-pune/hing-bert>

<sup>7</sup><https://huggingface.co/l3cube-pune/hing-roberta>

<sup>8</sup><https://huggingface.co/l3cube-pune/hing-roberta-mixed>

**Table 3**  
Results displaying F1 Score

Models	Approach	Icon	Sentiment	Hate Speech	HASOC	Emotions
HingBERT	Interleaved Word-Language	0.79573	0.72416	0.66892	<b>0.74245</b>	0.98080
	Adjacent Sentence-Language	0.80974	0.73531	0.68492	0.73531	0.98353
	Without Language Tags	0.62825	0.69845	0.62860	0.65204	0.81437
HingRoBERTa	Interleaved Word-Language	0.81553	0.75267	<b>0.69994</b>	0.72087	0.98425
	Adjacent Sentence-Language	<b>0.81685</b>	0.74359	0.64628	0.73437	0.98362
	Without Language Tags	0.65222	0.75515	0.66994	0.73270	0.98195
HingRoBERTa-Mixed	Interleaved Word-Language	0.80100	0.73773	0.67182	0.75454	<b>0.98447</b>
	Adjacent Sentence-Language	0.80322	0.73137	0.66121	0.73295	0.98357
	Without Language Tags	0.65288	<b>0.76160</b>	0.65990	0.71087	0.98285
Multilingual BERT	Interleaved Word-Language	0.73172	0.65767	0.62268	0.68583	0.97581
	Adjacent Sentence-Language	0.73744	0.67032	0.61958	0.72328	0.98233
	Without Language Tags	0.56593	0.65464	0.54588	0.67193	0.97705
AIBERT	Interleaved Word-Language	0.71394	0.58346	0.63354	0.68985	0.97316
	Adjacent Sentence-Language	0.73243	0.57939	0.59515	0.70455	0.97255
	Without Language Tags	0.54280	0.61211	0.61399	0.59617	0.95540
BERT	Interleaved Word-Language	0.76872	0.72609	0.64063	0.72609	0.98047
	Adjacent Sentence-Language	0.76463	0.71724	0.63730	0.71724	0.98228
	Without Language Tags	0.58004	0.63273	0.60958	0.61643	0.80423
RoBERTa	Interleaved Word-Language	0.73566	0.63912	0.62285	0.69897	0.98017
	Adjacent Sentence-Language	0.75555	0.66375	0.59617	0.69610	0.98149
	Without Language Tags	0.57978	0.66237	0.63983	0.66259	0.98001

that combines Hindi and English codes in both Roman and Devanagari script. It is an XLM-RoBERTa model that has been fine-tuned on a mix of Roman and Devanagari code-mixed text from L3Cube-HingCorpus.

#### 4. Results

The models are evaluated using three configurations: interleaved word-language, adjacent sentence-language, and without linguistic information. The F1 score, a metric that considers both precision and recall, measures the models' performance and offers valuable insights into the performance variations, highlighting the significance of choosing the appropriate configuration for optimal results. The results presented in the paper are comprehensive, revealing the impact of these approaches on the model's effectiveness across the datasets. The general trend observed across all datasets is that the Hing-based BERT models outperform the vanilla BERT-based models, and the proposed pipeline produces better results than utilizing data without language information.

Figure 5 shows the comparison of interleaved word-language, adjacent sentence-language, and without language tags on HingBERT and BERT. Comparative F1 score graphs are shown, and the outcomes highlight HingBERT's supremacy in comprehending and handling code-mixed data by outperforming BERT across all techniques. The comprehensive results for the remaining models are presented in the following tables.

Table 3 displays the F1 score results for all the datasets.

- **Icon Dataset:** The HingRoBERTa model achieves the best result for sentiment analysis on the Icon Dataset using the Adjacent Sentence-Language approach. There is a significant increase in the F1 score for the HingRoBERTa model when using the word-lang (0.163) and sentence-lang (0.164) approaches compared to using data without language information.
- **Sentiment Dataset:** We observe improvement with the addition of language tags for all the models except two HingRoBERTa models. The HingRoBERTa and HingRoBERTa-Mixed models do not benefit from language tags for this sentiment analysis task.
- **Hate Speech Dataset:** On this hate speech identification dataset, the HingRoBERTa model along with Interleaved Word-Language technique provides the best results. We see consistent improvements with the language augmentation approaches.
- **HASOC Dataset:** The HingRoBERTa-Mixed model using the Interleaved Word-Language approach achieves the best score on the HASOC shared task dataset. We observed a 0.11 increase in the F1 score for the BERT model when incorporating language information using the word-lang technique for this hate speech detection downstream task.
- **Emotions Dataset:** For emotions analysis on the Emotions Dataset, the Interleaved Word-Language technique yields the best results when utilizing the

## Leveraging LID for Code-Mixed Data

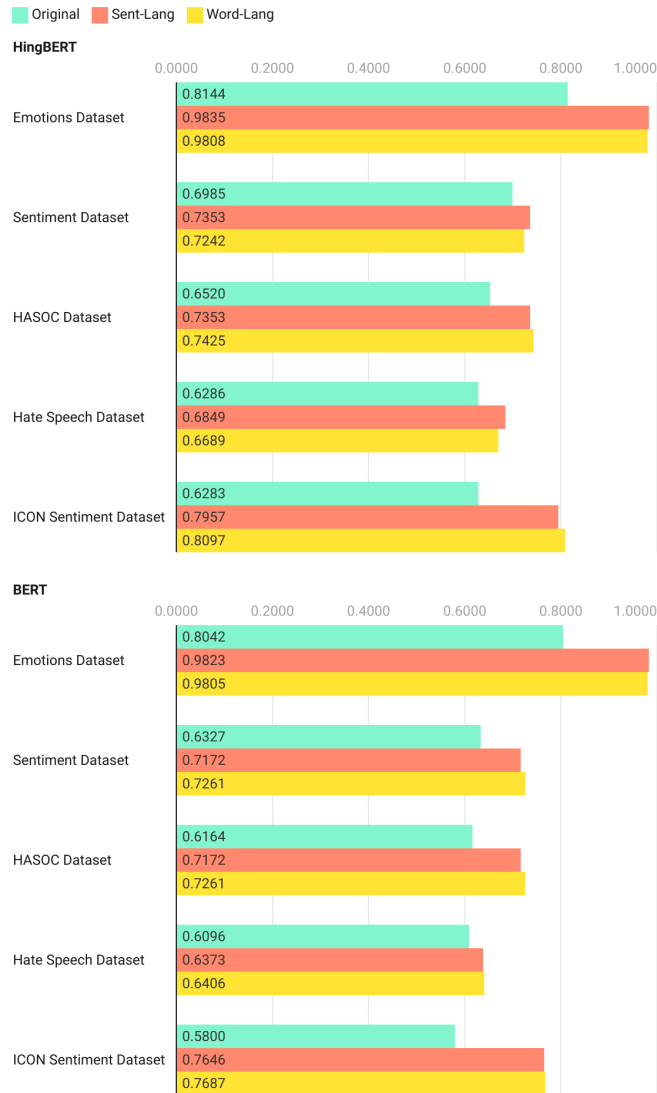


Figure 5: Results: Comparison of vanilla, word-lang, and sent-lang approaches using HingBERT and BERT

HingRoBERTa-Mixed model. Both the HingBERT and BERT models show significant improvement, with an approximate F1 score increase of 0.18.

## 5. Conclusion

In this work, we show the significance of word-level language identification for improving the code-mixed models. We introduce language identification and language augmentation in the regular BERT flow to enhance the code-mixed (BERT) models. The idea is to integrate word-level language information into the regular BERT flow. This information allows the model to better understand the ambiguous words in the code-mixed text. Specifically, we propose two simple language augmentation techniques like Adjacent Sentence-Language and Interleaved Word-Language. These approaches have been shown to enhance the overall F1 score and improve the performance of downstream tasks. Language tags provide specific information about the language

used within a text, enabling improved comprehension and processing of code-mixed data. We show that, by assigning appropriate language labels to individual words, models can more accurately distinguish between different languages present in the text. We show the benefits of the proposed pipeline across 5 different downstream tasks including sentiment analysis, hate speech analysis, and emotion analysis. The different BERT models considered in this work are base BERT, ALBERT, RoBERTa, mBERT, HingBERT, HingRoBERTa, and HingRoBERTa-Mixed.

## Acknowledgements

This work was done under the L3Cube Pune mentorship program. The problem statement and ideas presented in this work originated from L3Cube and its mentors. We would like to express our gratitude towards our mentors at L3Cube for their continuous support and encouragement.



## A. Appendix

In this section, we present additional results using metrics: accuracy, macro precision, macro recall, macro f1 score with hyperparameters used by each model with each approach according to our proposed methodology across all 5 datasets.

### A.1. Icon Sentiment Dataset

**Table 4**

Icon Results

Models	Approach	Batch Size	Learning Rate	Epochs	Accuracy	Precision	Recall	F1 Score
HingBERT	Interleaved Word-Language	64	1.73E-05	3	0.79879	0.79407	0.80037	0.79573
	Adjacent Sentence-Language	64	5.47E-05	2	0.81185	0.80872	0.81669	0.80974
	Without Language Tags	64	9.20E-05	1	0.64633	0.64530	0.62069	0.62825
HingRoBERTa	Interleaved Word-Language	64	2.93E-05	3	0.81989	0.81451	0.81677	0.81553
	Adjacent Sentence-Language	64	4.93E-05	2	0.82056	0.81520	0.81939	0.81685
	Without Language Tags	32	1.10E-05	4	0.66407	0.65765	0.64793	0.65222
HingRoBERTa-Mixed	Interleaved Word-Language	64	3.95E-05	5	0.80583	0.80018	0.80198	0.80100
	Adjacent Sentence-Language	64	3.48E-05	5	0.80716	0.80162	0.80574	0.80322
	Without Language Tags	64	4.84E-05	3	0.66425	0.65711	0.64940	0.65288
Multilingual BERT	Interleaved Word-Language	32	3.97E-05	5	0.73853	0.73131	0.73218	0.73172
	Adjacent Sentence-Language	32	1.52E-05	4	0.74222	0.73616	0.74011	0.73744
	Without Language Tags	32	7.25E-05	3	0.58643	0.57110	0.56441	0.56593
AIBERT	Interleaved Word-Language	64	4.08E-05	3	0.71510	0.71853	0.72433	0.71394
	Adjacent Sentence-Language	32	7.03E-05	7	0.73586	0.73167	0.73726	0.73243
	Without Language Tags	64	6.18E-05	4	0.57756	0.56233	0.53655	0.54280
BERT	Interleaved Word-Language	32	5.68E-05	3	0.77101	0.76852	0.77573	0.76872
	Adjacent Sentence-Language	32	6.26E-05	2	0.77034	0.76391	0.76550	0.76463
	Without Language Tags	32	5.81E-05	2	0.61104	0.60080	0.57166	0.58004
RoBERTa	Interleaved Word-Language	64	6.73E-05	3	0.73920	0.73475	0.74025	0.73566
	Adjacent Sentence-Language	64	6.62E-05	7	0.76197	0.75530	0.75581	0.75555
	Without Language Tags	32	7.36E-06	4	0.58914	0.57916	0.58834	0.57978

## A.2. Sentiment Dataset

**Table 5**

Sentiment Results

Models	Approach	Batch Size	Learning Rate	Epochs	Accuracy	Precision	Recall	F1 Score
HingBERT	Interleaved Word-Language	32	9.66E-05	3	0.75086	0.74423	0.71731	0.72416
	Adjacent Sentence-Language	64	8.73E-05	7	0.73577	0.73547	0.73521	0.73531
	Without Language Tags	32	2.26E-05	4	0.67471	0.68192	0.66963	0.69845
HingRoBERTa	Interleaved Word-Language	32	5.61E-05	2	0.77491	0.77257	0.74053	0.75267
	Adjacent Sentence-Language	64	9.58E-05	5	0.76289	0.74431	0.74295	0.74359
	Without Language Tags	32	1.10E-05	4	0.74705	0.75763	0.73833	0.75515
HingRoBERTa-Mixed	Interleaved Word-Language	64	7.51E-05	2	0.76117	0.75660	0.72490	0.73773
	Adjacent Sentence-Language	32	6.43E-05	4	0.75258	0.74078	0.72503	0.73137
	Without Language Tags	64	8.30E-05	2	0.74898	0.74997	0.74937	0.76160
Multilingual BERT	Interleaved Word-Language	32	6.85E-05	6	0.68900	0.66159	0.65507	0.65767
	Adjacent Sentence-Language	32	6.40E-05	4	0.69931	0.68227	0.66200	0.67032
	Without Language Tags	32	7.95E-05	5	0.62456	0.62454	0.62471	0.65464
AIBERT	Interleaved Word-Language	32	3.45E-05	7	0.62543	0.60086	0.57412	0.58346
	Adjacent Sentence-Language	64	3.80E-05	7	0.62027	0.60032	0.56735	0.57939
	Without Language Tags	64	5.37E-05	5	0.57018	0.57840	0.56850	0.61211
BERT	Interleaved Word-Language	64	9.20E-05	5	0.72629	0.72603	0.72623	0.72609
	Adjacent Sentence-Language	64	2.58E-05	7	0.71816	0.71812	0.71704	0.71724
	Without Language Tags	32	6.42E-05	4	0.59549	0.60492	0.59056	0.63273
RoBERTa	Interleaved Word-Language	64	5.69E-05	6	0.66323	0.63110	0.65214	0.63912
	Adjacent Sentence-Language	64	4.63E-05	7	0.68900	0.67350	0.65653	0.66375
	Without Language Tags	32	7.62E-05	5	0.62381	0.63988	0.61984	0.66237

## A.3. Hate Speech Dataset

**Table 6**

Hate Speech Result

Models	Approach	Batch Size	Learning Rate	Epochs	Accuracy	Precision	Recall	F1 Score
HingBERT	Interleaved Word-Language	64	8.49E-05	3	0.69869	0.66909	0.66876	0.66892
	Adjacent Sentence-Language	32	1.48E-05	4	0.71325	0.68510	0.68474	0.68492
	Without Language Tags	32	2.66E-05	2	0.69432	0.65713	0.62398	0.62860
HingRoBERTa	Interleaved Word-Language	32	3.12E-05	3	0.73071	0.70349	0.69724	0.69994
	Adjacent Sentence-Language	32	2.88E-05	4	0.70888	0.68132	0.64037	0.64628
	Without Language Tags	64	4.14E-05	5	0.71470	0.68239	0.66425	0.66994
HingRoBERTa-Mixed	Interleaved Word-Language	32	4.42E-05	4	0.69287	0.66914	0.67763	0.67182
	Adjacent Sentence-Language	64	3.69E-05	5	0.68850	0.65992	0.66282	0.66121
	Without Language Tags	32	8.32E-05	5	0.71761	0.68863	0.65266	0.65990
Multilingual BERT	Interleaved Word-Language	64	6.42E-05	5	0.65793	0.62332	0.62211	0.62268
	Adjacent Sentence-Language	64	5.18E-05	5	0.64483	0.61803	0.62347	0.61958
	Without Language Tags	64	3.86E-05	5	0.68850	0.68805	0.57017	0.54588
AIBERT	Interleaved Word-Language	64	4.43E-05	5	0.69141	0.65572	0.62883	0.63354
	Adjacent Sentence-Language	64	3.30E-05	5	0.69141	0.66688	0.59926	0.59515
	Without Language Tags	64	9.38E-05	5	0.70742	0.69097	0.61426	0.61399
BERT	Interleaved Word-Language	32	8.03E-05	4	0.68268	0.64700	0.63736	0.64063
	Adjacent Sentence-Language	64	4.90E-05	5	0.67249	0.63867	0.63619	0.63730
	Without Language Tags	32	3.44E-05	3	0.71325	0.71431	0.61279	0.60958
RoBERTa	Interleaved Word-Language	64	1.97E-05	5	0.69287	0.65940	0.61946	0.62285
	Adjacent Sentence-Language	64	3.22E-05	5	0.65357	0.60801	0.59396	0.59617
	Without Language Tags	64	1.97E-05	4	0.72344	0.71549	0.63539	0.63983

## A.4. HASOC Dataset

**Table 7**  
HASOC Results

Models	Approach	Batch Size	Learning Rate	Epochs	Accuracy	Precision	Recall	F1 Score
HingBERT	Interleaved Word-Language	64	8.43E-05	6	0.74255	0.74250	0.74280	0.74245
	Adjacent Sentence-Language	64	8.73E-05	7	0.73577	0.73547	0.73521	0.73531
	Without Language Tags	64	4.75E-05	3	0.65205	0.65205	0.65204	0.65204
HingRoBERTa	Interleaved Word-Language	64	4.12E-05	7	0.72087	0.72176	0.72176	0.72087
	Adjacent Sentence-Language	64	1.04E-04	5	0.73442	0.73458	0.73485	0.73437
	Without Language Tags	64	4.80E-05	4	0.73288	0.73338	0.73281	0.73270
HingRoBERTa-Mixed	Interleaved Word-Language	64	6.25E-05	5	0.75474	0.75448	0.75468	0.75454
	Adjacent Sentence-Language	32	6.21E-05	5	0.73306	0.73297	0.73326	0.73295
	Without Language Tags	64	6.85E-05	2	0.71096	0.71114	0.71092	0.71087
Multilingual BERT	Interleaved Word-Language	64	2.24E-05	5	0.68835	0.68973	0.68605	0.68583
	Adjacent Sentence-Language	64	5.52E-05	7	0.72358	0.72325	0.72333	0.72328
	Without Language Tags	64	1.00E-04	4	0.67260	0.67382	0.67248	0.67193
AIBERT	Interleaved Word-Language	64	4.14E-05	5	0.69106	0.69101	0.68972	0.68985
	Adjacent Sentence-Language	64	2.84E-05	7	0.70461	0.70476	0.70500	0.70455
	Without Language Tags	64	5.79E-06	4	0.59863	0.60141	0.59885	0.59617
BERT	Interleaved Word-Language	64	9.20E-05	5	0.72629	0.72603	0.72623	0.72609
	Adjacent Sentence-Language	64	2.58E-05	7	0.71816	0.71812	0.71704	0.71724
	Without Language Tags	64	9.36E-05	4	0.61644	0.61648	0.61646	0.61643
RoBERTa	Interleaved Word-Language	32	3.14E-05	7	0.69919	0.69892	0.69910	0.69897
	Adjacent Sentence-Language	64	7.14E-05	5	0.69648	0.69610	0.69610	0.69610
	Without Language Tags	32	1.02E-05	5	0.66301	0.66369	0.66292	0.66259

## A.5. Emotions Dataset

**Table 8**  
Emotions Results

Models	Approach	Batch Size	Learning Rate	Epochs	Accuracy	Precision	Recall	F1 Score
HingBERT	Interleaved Word-Language	64	1.73E-05	3	0.98268	0.98032	0.98130	0.98080
	Adjacent Sentence-Language	64	5.47E-05	2	0.98542	0.98296	0.98414	0.98353
	Without Language Tags	64	9.20E-05	1	0.82381	0.81890	0.81562	0.81437
HingRoBERTa	Interleaved Word-Language	64	2.93E-05	3	0.98577	0.98370	0.98482	0.98425
	Adjacent Sentence-Language	64	4.93E-05	2	0.98537	0.98292	0.98439	0.98362
	Without Language Tags	32	1.10E-05	4	0.98401	0.98177	0.98215	0.98195
HingRoBERTa-Mixed	Interleaved Word-Language	64	3.95E-05	5	0.98599	0.98427	0.98466	0.98447
	Adjacent Sentence-Language	64	3.48E-05	5	0.98515	0.98356	0.98359	0.98357
	Without Language Tags	64	4.84E-05	3	0.98480	0.98267	0.98306	0.98285
Multilingual BERT	Interleaved Word-Language	32	3.97E-05	5	0.97771	0.97533	0.97630	0.97581
	Adjacent Sentence-Language	32	1.52E-05	4	0.98432	0.98170	0.98300	0.98233
	Without Language Tags	32	7.25E-05	3	0.97960	0.97587	0.97841	0.97705
AIBERT	Interleaved Word-Language	64	4.08E-05	3	0.97506	0.97319	0.97329	0.97316
	Adjacent Sentence-Language	32	7.03E-05	7	0.97515	0.97195	0.97326	0.97255
	Without Language Tags	64	6.18E-05	4	0.95867	0.95502	0.95619	0.95540
BERT	Interleaved Word-Language	32	5.68E-05	3	0.98246	0.97976	0.98124	0.98047
	Adjacent Sentence-Language	32	6.26E-05	2	0.98445	0.98133	0.98332	0.98228
	Without Language Tags	32	5.81E-05	2	0.81271	0.80510	0.80702	0.80423
RoBERTa	Interleaved Word-Language	64	6.73E-05	3	0.98211	0.97959	0.98084	0.98017
	Adjacent Sentence-Language	64	6.62E-05	7	0.98374	0.98043	0.98268	0.98149
	Without Language Tags	32	4.07E-05	4	0.98264	0.97918	0.98091	0.98001

## References

- Alatawi, H.S., Alhothali, A.M., Moria, K.M., 2020. Detecting white supremacist hate speech using domain specific word embedding with deep learning and bert. URL: <https://arxiv.org/abs/2010.00357>, arXiv:2010.00357.
- Alghanmi, I., Espinosa Anke, L., Schockaert, S., 2020. Combining BERT with static word embeddings for categorizing social media, in: Proceedings of the Sixth Workshop on Noisy User-generated Text (W-NUT 2020), Association for Computational Linguistics, Online. pp. 28–33. URL: <https://aclanthology.org/2020.wnut-1.5>, doi:10.18653/v1/2020.wnut-1.5.
- Alsentzer, E., Murphy, J., Boag, W., Weng, W.H., Jindi, D., Naumann, T., McDermott, M., 2019. Publicly available clinical BERT embeddings, in: Proceedings of the 2nd Clinical Natural Language Processing Workshop, Association for Computational Linguistics, Minneapolis, Minnesota, USA. pp. 72–78. URL: <https://aclanthology.org/W19-1909>, doi:10.18653/v1/W19-1909.
- Ansari, M.Z., Beg, M.M.S., Ahmad, T., Khan, M.J., Wasim, G., 2021. Language identification of hindi-english tweets using code-mixed BERT. CoRR abs/2107.01202. URL: <https://arxiv.org/abs/2107.01202>, arXiv:2107.01202.
- Bhattu, S.N., Nunna, S.K., Somayajulu, D.V.L.N., Pradhan, B., 2020. Improving code-mixed pos tagging using code-mixed embeddings. ACM Trans. Asian Low-Resour. Lang. Inf. Process. 19. URL: <https://doi.org/10.1145/3380967>, doi:10.1145/3380967.
- Bohra, A., Vijay, D., Singh, V., Akhtar, S.S., Shrivastava, M., 2018. A dataset of Hindi-English code-mixed social media text for hate speech detection, in: Proceedings of the Second Workshop on Computational Modeling of People's Opinions, Personality, and Emotions in Social Media, Association for Computational Linguistics, New Orleans, Louisiana, USA. pp. 36–41. URL: <https://aclanthology.org/W18-1105>, doi:10.18653/v1/W18-1105.
- Devlin, J., Chang, M., Lee, K., Toutanova, K., 2018a. BERT: pre-training of deep bidirectional transformers for language understanding. CoRR abs/1810.04805. URL: <http://arxiv.org/abs/1810.04805>, arXiv:1810.04805.
- Devlin, J., Chang, M.W., Lee, K., Toutanova, K., 2018b. Bert: Pre-training of deep bidirectional transformers for language understanding. URL: <https://arxiv.org/abs/1810.04805>, doi:10.48550/ARXIV.1810.04805.
- Devlin, J., Chang, M.W., Lee, K., Toutanova, K., 2019. BERT: Pre-training of deep bidirectional transformers for language understanding, in: Proceedings of the 2019 Conference of the North American Chapter of the Association for Computational Linguistics: Human Language Technologies, Volume 1 (Long and Short Papers), Association for Computational Linguistics, Minneapolis, Minnesota. pp. 4171–4186. URL: <https://aclanthology.org/N19-1423>, doi:10.18653/v1/N19-1423.
- Joshi, A., Prabhu, A., Shrivastava, M., Varma, V., 2016. Towards sub-word level compositions for sentiment analysis of Hindi-English code mixed text, in: Proceedings of COLING 2016, the 26th International Conference on Computational Linguistics: Technical Papers, The COLING 2016 Organizing Committee, Osaka, Japan. pp. 2482–2491. URL: <https://aclanthology.org/C16-1234>.
- Joshi, R., 2022a. L3cube-hindbert and devbert: Pre-trained bert transformer models for devanagari based hindi and marathi languages. arXiv preprint arXiv:2211.11418.
- Joshi, R., 2022b. L3cube-mahacorporus and mahabert: Marathi monolingual corpus, marathi bert language models, and resources, in: Proceedings of the WILDRE-6 Workshop within the 13th Language Resources and Evaluation Conference, pp. 97–101.
- Joshi, R., Joshi, R., 2022. Evaluating input representation for language identification in hindi-english code mixed text, in: ICDSMLA 2020, Springer Singapore, Singapore. pp. 795–802.
- Kamble, S., Joshi, A., 2018. Hate speech detection from code-mixed hindi-english tweets using deep learning models. CoRR abs/1811.05145. URL: <http://arxiv.org/abs/1811.05145>, arXiv:1811.05145.
- Khanuja, S., Dandapat, S., Srinivasan, A., Sitaram, S., Choudhury, M., 2020. Gluecos: An evaluation benchmark for code-switched nlp, in: Proceedings of the 58th Annual Meeting of the Association for Computational Linguistics, pp. 3575–3585.
- Lal, Y.K., Kumar, V., Dhar, M., Shrivastava, M., Koehn, P., 2019. De-mixing sentiment from code-mixed text, in: Proceedings of the 57th Annual Meeting of the Association for Computational Linguistics: Student Research Workshop, Association for Computational Linguistics, Florence, Italy. pp. 371–377. URL: <https://aclanthology.org/P19-2052>, doi:10.18653/v1/P19-2052.
- Lan, Z., Chen, M., Goodman, S., Gimpel, K., Sharma, P., Soricut, R., 2019. ALBERT: A lite BERT for self-supervised learning of language representations. CoRR abs/1909.11942. URL: <http://arxiv.org/abs/1909.11942>, arXiv:1909.11942.
- Liu, Y., Ott, M., Goyal, N., Du, J., Joshi, M., Chen, D., Levy, O., Lewis, M., Zettlemoyer, L., Stoyanov, V., 2019. Roberta: A robustly optimized BERT pretraining approach. CoRR abs/1907.11692. URL: <http://arxiv.org/abs/1907.11692>, arXiv:1907.11692.
- Narayanan, A., Rao, A., Prasad, A., Das, B., 2020. Character level neural architectures for boosting named entity recognition in code mixed tweets, in: 2020 International Conference on Emerging Trends in Information Technology and Engineering (ic-ETITE), pp. 1–6. doi:10.1109/ic-ETITE47903.2020.089.
- Nayak, R., Joshi, R., 2021. Contextual hate speech detection in code mixed text using transformer based approaches. arXiv preprint arXiv:2110.09338.
- Nayak, R., Joshi, R., 2022. L3cube-hingcorpus and hingbert: A code mixed hindi-english dataset and bert language models, in: Proceedings of the WILDRE-6 Workshop within the 13th Language Resources and Evaluation Conference, pp. 7–12.
- Orlov, E., Artemova, E., 2022. Supervised and unsupervised evaluation of synthetic code-switching, in: Proceedings of the Eighth Workshop on Noisy User-generated Text (W-NUT 2022), pp. 113–123.
- Patil, A., Patwardhan, V., Phaltankar, A., Takawane, G., Joshi, R., 2023. Comparative study of pre-trained bert models for code-mixed hindi-english data, in: 2023 IEEE 8th International Conference for Convergence in Technology (I2CT), IEEE. pp. 1–7.
- Patra, B.G., Das, D., Das, A., 2018. Sentiment analysis of code-mixed indian languages: An overview of sail\_code-mixed shared task @icon-2017. ArXiv abs/1803.06745.
- Prabhu, A., Joshi, A., Shrivastava, M., Varma, V., 2016. Towards sub-word level compositions for sentiment analysis of hindi-english code mixed text. CoRR abs/1611.00472. URL: <http://arxiv.org/abs/1611.00472>, arXiv:1611.00472.
- Pradhan, R., Sharma, D., 2022. An ensemble deep learning classifier for sentiment analysis on code-mix hindi-english data. Soft Computing , 1–18doi:10.1007/s00500-022-07091-y.
- Pratapa, A., Choudhury, M., Sitaram, S., 2018. Word embeddings for code-mixed language processing, in: Proceedings of the 2018 Conference on Empirical Methods in Natural Language Processing, Association for Computational Linguistics, Brussels, Belgium. pp. 3067–3072. URL: <https://aclanthology.org/D18-1344>, doi:10.18653/v1/D18-1344.
- Singh, V., Vijay, D., Akhtar, S.S., Shrivastava, M., 2018. Named entity recognition for Hindi-English code-mixed social media text, in: Proceedings of the Seventh Named Entities Workshop, Association for Computational Linguistics, Melbourne, Australia. pp. 27–35. URL: <https://aclanthology.org/W18-2405>, doi:10.18653/v1/W18-2405.
- Vyas, Y., Gella, S., Sharma, J., Bali, K., Choudhury, M., 2014. POS tagging of English-Hindi code-mixed social media content, in: Proceedings of the 2014 Conference on Empirical Methods in Natural Language Processing (EMNLP), Association for Computational Linguistics, Doha, Qatar. pp. 974–979. URL: <https://aclanthology.org/D14-1105>, doi:10.3115/v1/D14-1105.
- Wadhawan, A., Aggarwal, A., 2021. Towards emotion recognition in hindi-english code-mixed data: A transformer based approach. URL: <https://arxiv.org/abs/2102.09943>, doi:10.48550/ARXIV.2102.09943.
- Wang, B., Kuo, C.C.J., 2020. Sbert-wk: A sentence embedding method by dissecting bert-based word models. IEEE/ACM Transactions on Audio, Speech, and Language Processing 28, 2146–2157. doi:10.1109/TASLP.2020.3008390.