

On Computing Optimal Tree Ensembles*

Christian Komusiewicz¹ Pascal Kunz² † Frank Sommer³ ‡

Manuel Sorge³ §

¹ Fakultät für Mathematik und Informatik,
Friedrich-Schiller-Universität Jena, Germany

² Algorithm Engineering, HU Berlin, Germany

³ Institute of Logic and Computation, TU Wien, Austria

Abstract

Random forests and, more generally, (decision-)tree ensembles are widely used methods for classification and regression. Recent algorithmic advances allow to compute decision trees that are optimal for various measures such as their size or depth. We are not aware of such research for tree ensembles and aim to contribute to this area. Mainly, we provide two novel algorithms and corresponding lower bounds. First, we are able to carry over and substantially improve on tractability results for decision trees: We obtain an algorithm that, given a training-data set and an size bound $S \in \mathbb{R}$, computes a tree ensemble of size at most S that classifies the data correctly. The algorithm runs in $(4\delta DS)^S \cdot \text{poly-time}$, where D the largest domain size, δ is the largest number of features in which two examples differ, n the number of input examples, and poly a polynomial of the input size. For decision trees, that is, ensembles of size 1, we obtain a running time of $(\delta Ds)^s \cdot \text{poly}$, where s is the size of the tree. To obtain these algorithms, we introduce the witness-tree technique, which seems promising for practical implementations. Secondly, we show that dynamic programming, which has been applied successfully to computing decision trees, may also be viable for tree ensembles, providing an $\ell^n \cdot \text{poly-time}$ algorithm, where ℓ is the number of trees. Finally, we compare the number

*This work was initiated at the research retreat of the Algorithmics and Computational Complexity group of TU Berlin held in Darlingerode in September 2022.

An extended abstract of this work appeared in the Proceedings of the 40th International Conference on Machine Learning (ICML '23) held in Honolulu, USA. This full version contains all missing proofs, some of which have been rewritten to make them more accessible, improved running times for computing minimum-size decision trees, an ETH-based lower bound for SET MULTICOVER, and a new section on adaptations of our approaches to more classes, minimizing misclassifications, and enumeration.

†Supported by the DFG Research Training Group 2434 “Facets of Complexity”.

‡Supported by the DFG, project EAGR (KO 3669/6-1) and by the Alexander von Humboldt Foundation.

§Supported by the Alexander von Humboldt Foundation.

of cuts necessary to classify training data sets for decision trees and tree ensembles, showing that ensembles may need exponentially fewer cuts for increasing number of trees.

1 Introduction

Random forests are a method for classification or regression in which we construct an ensemble of decision trees for (a random subsets of) the training data and, in the classification phase, aggregate their outcomes by majority voting. The random-forests method has received a tremendous amount of attention for its simplicity and improved accuracy over plain decision trees [6, 37, 26, 33]. Commonly, fast heuristics without performance guarantees are used for computing random forests [26, 33], in particular for computing the individual decision trees in the forest. For plain decision trees, researchers lately made several advances in computing optimal decision trees, that is, decision trees that provably optimize criteria such as minimizing the tree size [3, 30, 28, 4, 38, 23, 1, 2, 35, 7, 13, 9, 34]. With that increased amount of attention also came theoretical advances, showing the limits and opportunities for developing efficient exact algorithms for computing decision trees [32, 24, 15, 18]. One impetus to computing optimal decision trees is that it is thought that minimizing the size reduces tendencies to overfitting [4, 13]. It is conceivable that such benefits transfer to globally optimizing the tree ensembles computed by random forests. However, apart from sporadic hardness results [36], we are not aware of exact algorithmic research for tree ensembles. In this work, we aim to initiate this direction; that is, we begin to build the theoretical footing for computing optimal tree ensembles and provide potential avenues for exact algorithms that are guaranteed to compute optimal results with acceptable worst-case running times.

We study the algorithmic properties of two canonical formulations of the training problem for tree ensembles: We are given a set of training examples labeled with two classes and a number ℓ of trees and we want to compute a tree ensemble containing ℓ trees that classifies the examples consistently with the given class labels.¹ We want to minimize either the sum of the tree sizes, resulting in the problem MINIMUM TREE ENSEMBLE SIZE (MTES), or the largest size of a tree in the ensemble, resulting in the problem MINIMAX TREE ENSEMBLE SIZE (MMAXTES).² Both contain as a special case the problem of computing a minimum-size decision tree, which is NP-hard [20, 32]. However, the hardness constructions do not necessarily reflect practical data. Thus, we are interested in precisely which properties make the problems hard or tractable.

Mainly, we provide two novel algorithms for MTES and MMAXTES³ and

¹To keep the presentation focused, we consider mainly the case without training error. See Section 6 for extensions of some of our results to minimizing training error.

²It is also natural to consider the depths of the trees instead of their sizes, but results are usually transferable between these two optimization goals and the size makes the presentation more accessible.

³The algorithms work on the decision version of these problems, but they easily apply to the optimization versions as well.

matching lower-bound results for their running times. We call the first one *witness-tree algorithm*. This algorithm demonstrates that prospects for tractable algorithms for optimizing decision trees can be non-trivially generalized to optimizing tree ensembles. Namely, it was known that for small tree size s , moderate maximum domain size D of any feature, and moderate number δ of features in which two examples differ⁴, a minimum decision tree can be computed efficiently, that is, in $f(s, D, \delta) \cdot \text{poly}$ time, where poly is a polynomial in the input size [32]. However, the function f is at least $\delta^s \cdot (D^s 2\delta)^s \cdot 2^{s^2}$ and the algorithm involves enumerative steps in which the worst-case running time equals the average case. We show that, even for the more general MTES, we can improve the running time to $\mathcal{O}((4\delta DS)^S \cdot S\ell dn)$, where S denotes the sum of the tree sizes, ℓ the number of trees in the ensemble, n the number of training examples, and d the number of dimensions or features of the input data (Theorem 4.1). Moreover, we can avoid the enumerative approach, obtaining a search-tree algorithm that is both conceptually simpler and more easily amenable to heuristic improvements such as early search-termination rules and data reduction. We achieve this by growing the trees iteratively and labeling their leaves with witness examples that need to be classified in these leaves. This allows us to localize misclassifications and their rectification, shrinking the search space. We believe that this technique may have practical applications beyond improving the worst-case running times as we do here. The running time that we achieve is tight in the sense that we cannot decrease the exponent to $o(S)$ without violating reasonable complexity-theoretic assumptions (Theorem 4.4).

In the time since the preliminary version of this article appeared, [15] showed that, for computing minimum-size decision trees, the dependency of the exponential part of the running time on the domain size D can be dropped, that is, there is an $f(s, \delta) \cdot \text{poly}$ -time algorithm. It still uses enumerative steps which would be infeasible in practice and which the witness-tree approach avoids. Furthermore, in the meantime our approach has been shown to be of more general relevance, as it applies not only to decision trees and tree ensembles, but also decision sets, decision lists, and their ensembles [31].

As to our second main contribution, recently, exponential-time dynamic programming has been applied to compute optimal decision trees and the resulting trees have shown comparable performance to (heuristic) random forests on some datasets [13]. With the second algorithm that we provide, we investigate the potential of dynamic programming for computing optimal tree ensembles. We first show that minimizing decision trees can be done in $\mathcal{O}(2^n \cdot Ddn)$ time by a dynamic-programming approach that works on all possible splits of the examples (Theorem 5.2).⁵ We then extend this algorithm to tree ensembles with ℓ trees, achieving $\mathcal{O}((\ell + 1)^n \cdot Ddn)$ running time (Theorem 5.3). Unfortunately, we also show that these running times cannot be substantially improved: A running time of $(2 - \epsilon)^n$ for any $\epsilon > 0$ or $f(\ell) \cdot 2^{o(\log \ell) \cdot n} \cdot \text{poly}$, would violate reasonable

⁴See [32] for measurements showing that this is a reasonably small parameter in several datasets.

⁵Indeed, the algorithm employed by [13] similarly computes a table over all possible splits in the worst case.

complexity-theoretic assumptions (Theorems 4.4 and 5.5).

Finally, we compare the power of decision trees and tree ensembles in terms of their sizes. Here, we show that a training data set \mathcal{D} that can be classified by a tree ensemble with ℓ trees of size at most s , can also be classified by a decision tree of size $(s + 1)^\ell$ (Theorem 3.2). However, such an exponential increase is necessary in the worst case: We show that there exist training data sets \mathcal{D} that cannot be classified by any decision tree of size roughly $(s/2)^{\ell/2}$ (Theorem 3.3).

In the above we focus on binary classification without misclassifications. In Section 6 we explain how our results extend to more classes and the situation where misclassifications are allowed. We suggest directions for future research in Section 7.

In summary, as the number of trees in a tree ensemble grow, the classification power increases exponentially over decision trees. Nevertheless, we are able to carry over and improve on tractability results for decision trees if in particular the number of cuts in the optimal ensemble is relatively small. The underlying witness-tree technique seems promising to try in practice. Furthermore, we show that dynamic programming, which has been successful for decision trees, may also be viable for tree ensembles. We provide matching running time lower bounds for all of our algorithms. Apart from tuning our algorithms, in the future, deconstructing these lower bounds, that is, comparing the constructed instances with the real world [25], may provide further guidelines towards which properties of the input data we may exploit for efficient algorithms and which we likely may not.

2 Preliminaries

For $n \in \mathbb{N}$ we use $[n] := \{1, 2, \dots, n\}$. For a vector $x \in \mathbb{R}^d$ we denote by $x[i]$ the i th entry of x .

Let Σ be a set of class symbols; unless stated otherwise, we use $\Sigma = \{\text{blue}, \text{red}\}$. A decision tree in \mathbb{R}^d with classes Σ is formally defined as follows. Let T be an ordered binary tree, that is, each inner node has a well-defined left and right child. Let $\text{dim}: V(T) \rightarrow [d]$ and $\text{thr}: V(T) \rightarrow \mathbb{R}$ be labelings of each internal node $q \in V(T)$ by a *dimension* $\text{dim}(q) \in [d]$ and a *threshold* $\text{thr}(q) \in \mathbb{R}$. Furthermore, let $\text{cla}(\ell): V(T) \rightarrow \Sigma$ be a labeling of the leaves of T by class symbols. Then the tuple $(T, \text{dim}, \text{thr}, \text{cla})$ is a *decision tree* in \mathbb{R}^d with classes Σ . We often omit the labelings $\text{dim}, \text{thr}, \text{cla}$ and just refer to the tree T . The *size* of T is the number of its internal nodes. We call the internal nodes of T and their associated labels *cuts*.

A *training data set* is a tuple (E, λ) of a set of *examples* $E \subseteq \mathbb{R}^d$ and their class labeling $\lambda: E \rightarrow \Sigma$. Given a training data set, we fix for each dimension i a minimum-size set $\text{Thr}(i)$ of thresholds that distinguishes between all values of the examples in the i th dimension. In other words, for each pair of elements e and e' with $e[i] < e'[i]$, there is at least one value $h \in \text{Thr}(i)$ such that $e[i] < h < e'[i]$. Let $t \in \mathbb{R}$ be some threshold. We use $E[f_i \leq h] = \{x \in E \mid x[i] \leq h\}$ and $E[f_i > h] = \{x \in E \mid x[i] > h\}$ to denote the set of examples of E whose i th

dimension is less or equal and strictly greater than the threshold h , respectively.

Now let T be a decision tree. Each node $q \in V(T)$, including the leaves, defines a subset $E[T, q] \subseteq E$ as follows. For the root r of T , we define $E[T, r] := E$. For each non-root node $q \in V(T)$, let p denote the parent of q . We then define $E[T, q] := E[T, p] \cap E[f_{\dim(p)} \leq \text{thr}(p)]$ if q is the left child of p and $E[T, q] := E[T, p] \cap E[f_{\dim(p)} > \text{thr}(p)]$ if q is the right child of p . If the tree T is clear from the context, we simplify $E[T, q]$ to $E[q]$. We say that T *classifies* (E, λ) if for each leaf $u \in V(T)$ and each example $e \in E[u]$ we have $\lambda(e) = \text{cla}(u)$ (recall that cla is a labeling of the leaves of T by classes). Note that the set family that contains $E[u]$ for all leaves u of T forms a partition of E . Thus for each example $e \in E$ there is a unique leaf u such that $e \in E[u]$. We also say that u is e 's *leaf*. We say that $\text{cla}(u)$ is the class *assigned* to e by T and we write $T[e]$ for $\text{cla}(u)$.

A *tree ensemble* is a set of decision trees. A tree ensemble \mathcal{T} *classifies* (E, λ) if for each example $e \in E$ the majority vote of the trees in \mathcal{T} agrees with the label $\lambda(e)$. That is, for each example $e \in E$ we have $\lambda(e) = \arg \max_{\sigma \in \Sigma} |\{T \in \mathcal{T} \mid T[e] = \sigma\}|$. To avoid ambiguity in the maximum, we fix an ordering of Σ and break ties according to this ordering. If $\Sigma = \{\text{blue}, \text{red}\}$ we break ties in favor of *blue*. The *overall size* of a tree ensemble \mathcal{T} is the sum of the sizes of the decision trees in \mathcal{T} .

We consider the following computational problem.

MINIMUM TREE ENSEMBLE SIZE (MTES)

Instance: A training data set (E, λ) , a number ℓ of trees, and a size bound S .

Question: Is there a tree ensemble of overall size at most S that classifies (E, λ) and contains exactly ℓ trees?

When restricted to $\ell = 1$, MTES is known as MINIMUM DECISION TREE SIZE (DTS) [32, 24]. In the problem variant MINIMAX TREE ENSEMBLE SIZE (MMAXTES), instead of S , we are given an integer s and ask whether there is a tree ensemble that classifies (E, λ) and contains exactly ℓ trees, each of which has size at most s .

Our analysis is within the framework of parameterized complexity [19, 16, 29, 11, 14]. Let $L \subseteq \Sigma^*$ be a computational problem specified over some alphabet Σ and let $p: \Sigma^* \rightarrow \mathbb{N}$ be a parameter, that is, p assigns to each instance of L an integer parameter value (which we simply denote by p if the instance is clear from the context). We say that L is *fixed-parameter tractable* (FPT) with respect to p if L can be decided in $f(p) \cdot \text{poly}(n)$ time where n is the input encoding length. The corresponding hardness concept related to fixed-parameter tractability is $W[t]$ -hardness, $t \geq 1$; if the problem L is $W[t]$ -hard with respect to p , then L is thought to not be fixed-parameter tractable; see [16, 29, 11, 14] for details. The Exponential Time Hypothesis (ETH) [21, 22] states that 3SAT on n -variable formulas cannot be solved in $2^{\rho(n)}$ time. The Set Cover Conjecture [10] states that SET COVER cannot be solved in $(2 - \varepsilon)^n$ time for any $\varepsilon > 0$.

3 Decision Trees Versus Tree Ensembles

We will call a decision tree and a tree ensemble *equivalent* if any training data set is classified by the one if and only if it is classified by the other. We start by comparing the minimum size of a decision tree to that of a minimum-size decision tree ensemble, showing that there are examples where the latter is significantly smaller. [39] obtained similar results for the depth of decision trees and decision tree ensembles, showing that any training data set that can be classified by a decision tree ensemble with ℓ trees of depth d can also be classified by a tree with depth $\ell \cdot d$ and that this bound is tight. Here, we analyze trees and tree ensembles in terms of their size, showing that a minimum ensemble can be exponentially smaller than any equivalent decision tree.

Observation 3.1. If s is the size of a decision tree and L the number of leaves, then $s = L - 1$.

Theorem 3.2. Any training data set that can be classified by a decision tree ensemble consisting of ℓ trees, each of size at most s , can also be classified by a decision tree of size $(s + 1)^\ell - 1$.

Proof. [39] showed that given a tree ensemble $\mathcal{T} = \{T_1, \dots, T_\ell\}$, such that each T_i has size at most s , there is an equivalent decision tree T obtained by appending T_{i+1} to every leaf of a tree that is equivalent to $\mathcal{T}_i := \{T_1, \dots, T_i\}$ (and taking the class labels of the leaves to be the majority vote of the trees in \mathcal{T}_i). If s_i is the size of the tree equivalent to \mathcal{T}_i obtained in this manner, then this tree contains $s_i + 1$ leaves. Hence, $s_{i+1} \leq s_i + (s_i + 1)s$. By a simple induction, this implies that $s_i \leq (s + 1)^i - 1$ and, therefore, the size of T is $s_\ell \leq (s + 1)^\ell - 1$. \square

Next, we show that an exponential blow-up in ℓ is necessary.

Theorem 3.3. For any odd $\ell, s \in \mathbb{N}$, there is a training data set that can be classified by a decision tree ensemble containing ℓ trees of size s each, but cannot be classified by a single decision tree of size smaller than

$$\frac{(s + 1)^\ell}{\ell \left(\frac{s+1}{2}\right)^{\frac{\ell-1}{2}}} - 1.$$

Proof. For any $x \in \mathbb{N}^\ell$, let $\text{even}(x) := \{i \in [\ell] \mid x[i] \text{ is even}\}$ and $\text{odd}(x) := [\ell] \setminus \text{even}(x)$. Furthermore, let $\text{ev}(x)$ and $\text{od}(x)$ denote the sizes of $\text{even}(x)$ and $\text{odd}(x)$, respectively. Let $E := \{x \in [s + 1]^\ell \mid |\text{ev}(x) - \text{od}(x)| = 1\}$ and $\lambda: E \rightarrow \{\text{blue}, \text{red}\}$ with $\lambda(x) = \text{blue}$ if and only if $\text{ev}(x) > \text{od}(x)$. We show that (E, λ) fulfills the claim.

First, we will show that there is a decision tree ensemble \mathcal{T} with ℓ trees of size at most s that classifies (E, λ) . For each dimension $i \in [\ell]$, \mathcal{T} contains a tree T_i with s inner nodes that checks for a given example x whether $x[i]$ is even or odd and reaches a **blue** or **red** leaf, respectively. Such a decision tree is pictured in Figure 1. Then, a majority of the trees classifies a given example as **blue** if

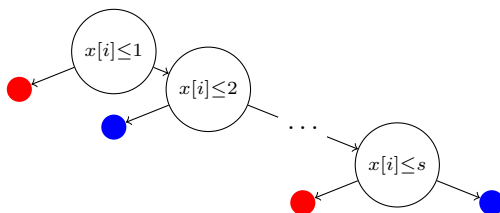


Figure 1: The tree T_i of \mathcal{T} .

and only if it contains more even than odd entries, which is equivalent to its label being **blue**.

We will show that any decision tree T that classifies E has at least

$$\frac{(s+1)^\ell}{\ell \left(\frac{s+1}{2}\right)^{\frac{\ell-1}{2}}}$$

leaves. Observe that $|E| \geq \binom{\ell}{\frac{\ell+1}{2}} \left(\frac{s+1}{2}\right)^\ell \geq \frac{2^\ell}{\ell} \left(\frac{s+1}{2}\right)^\ell = \frac{(s+1)^\ell}{\ell}$, because even if we fix some subset I of $[\ell]$ such that $x[i]$ is to be even if and only if $i \in I$, then there are $\frac{s+1}{2}$ possible values for each component of x . Therefore, it is sufficient to prove that $|E[T, q]| \leq \left(\frac{s+1}{2}\right)^{\frac{\ell-1}{2}}$ for every leaf q of T .

Let q be a leaf of T . Without loss of generality, assume that $\text{cla}(q) = \text{blue}$, that is $\lambda(x) = \text{blue}$ for all $x \in E[T, q]$. We will show that $x[i] = y[i]$ for all $x, y \in E[T, q]$ and $i \in \text{even}(x)$. Suppose that $x[i] \neq y[i]$, $i \in \text{even}(x)$, and $x, y \in E[T, q]$. Without loss of generality, $x[i] < y[i]$. Define $z \in [s+1]^\ell$ by $z[i] := x[i] + 1$ and $z_j := x_j$ for all $j \in [\ell] \setminus \{i\}$. Then, $\text{even}(z) = \text{even}(x) \setminus \{i\}$, implying that $\lambda(z) = \text{red}$. Hence, $z \notin E[T, q]$. This implies that T contains a node v with $\text{dim}(v) = i$ and $\text{thr}(v) = x[i]$ on the path from the root to q . However, this means that $y \notin E[T, q]$. Hence, the examples in $E[T, q]$ can differ only in the components in $\text{odd}(x)$. Moreover, $\text{od}(x) = \frac{\ell-1}{2}$ and $[s+1]$ contains $\frac{s+1}{2}$ odd values.

Since the size of a binary tree is the number of leaves minus one, the claim follows. \square

This result still leaves a considerable gap between the upper and lower bound. We conjecture that the lower bound can be improved: for example, by showing that in the example presented in the proof of Theorem 3.3 the number of examples in each leaf is, on average, smaller than what we showed.

4 The Witness-Tree Algorithm

In this section, we prove the first of our two main theorems. Recall that S is the desired overall size of the tree ensemble, s is the maximum size of a tree in the ensemble, ℓ is the number of trees in the ensemble, D is the largest domain of a

feature, δ is the largest number of features in which two examples of different classes differ, d the number of features, and n is the number of training examples.

Theorem 4.1. MINIMUM TREE ENSEMBLE SIZE can be solved in $\mathcal{O}((4\delta DS)^S \cdot S\ell dn)$ time and MINIMAX TREE ENSEMBLE SIZE in $\mathcal{O}(2^\ell \cdot (\delta D\ell s)^{s\ell} \cdot s\ell^2 dn)$ time.

The basic idea is to start with a tree ensemble that contains only trivial trees and to successively refine the trees in the ensemble until all input examples are classified correctly. To guide the refinement process, each leaf of each tree is assigned a distinct example, called a *witness*. In a recursive process we then aim to find refinements of the trees that classify more and more examples correctly while maintaining that each witness is classified in the assigned leaf. Maintaining the witness-leaf assignment will speed up the refinement process because it enables us to detect examples that need to be cut away from witnesses in some trees of the ensemble.

Formally, a *witness tree* is a tuple $(T, \text{dim}, \text{thr}, \text{cla}, \text{wit})$ wherein $(T, \text{dim}, \text{thr}, \text{cla})$ is a decision tree and $\text{wit}: V(T) \rightarrow E$ is a mapping from the leaves of T to the set of examples such that for each leaf $q \in V(T)$ we have $\text{wit}[q] \in E[q]$. The images of wit are called *witnesses*. Note that a witness is not necessarily classified correctly, that is, we permit $T[\text{wit}(q)] \neq \lambda(\text{wit}(q))$. A *witness ensemble* is a set of witness trees.

We aim to successively refine the trees in a witness ensemble until all examples are classified correctly. For this, an example $e \in E$ is *dirty* for some tree T (or tree ensemble \mathcal{F}) if the label $T(e)$ (or $\mathcal{F}(e)$) assigned to e by T (or by \mathcal{F}) is not equal to $\lambda(e)$.

Next, we define a refinement of a tree in an ensemble. All of our refinements will take a dirty example and change the class label assigned to this example by one of the decision trees. Consider a witness tree T and a dirty example e for T . Intuitively, we take the leaf q of T in which e is classified and consider its witness $\text{wit}(q)$. Then we pick a way of introducing into T a new cut on the path from the root to q that cuts apart $\text{wit}(q)$ and e . This then results in a refinement of T .

Formally, let T be a witness tree. A *one-step refinement* R of T is a witness tree constructed in one of the following two ways (illustrated in Figure 2):

Root insertion: Add a new root r to T , labeled with a dimension $\text{dim}(r)$ and threshold $\text{thr}(r)$, put the old root of T to be the left or right child of r , and put the other child of r to be a new leaf v , labeled with an arbitrary class label and with a witness $x \in E$ such that $x \in E[R, v]$ (left part of Figure 2).

Edge subdivision: Pick any edge f in T . Subdivide f with a new node u , labeled with a dimension $\text{dim}(u)$ and threshold $\text{thr}(u)$, and add a new leaf v as a child to u , labeled with an arbitrary class label and with a witness $x \in E$. The order of the children of u is chosen such that $x \in E[R, v]$ (right part of Figure 2).

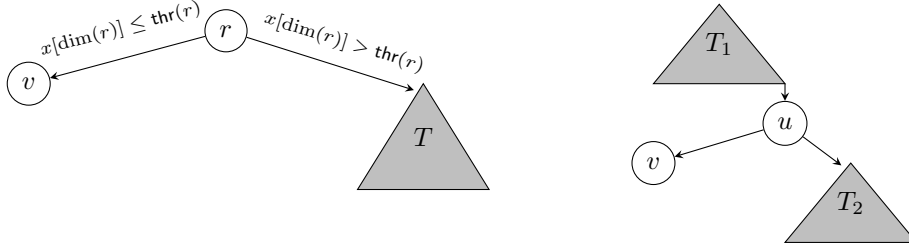


Figure 2: Two ways of refining a tree: On the left a new root r and a new leaf v are introduced. On the right, an existing edge between the subtrees T_1 and T_2 is subdivided with a vertex u and a new leaf v is introduced.

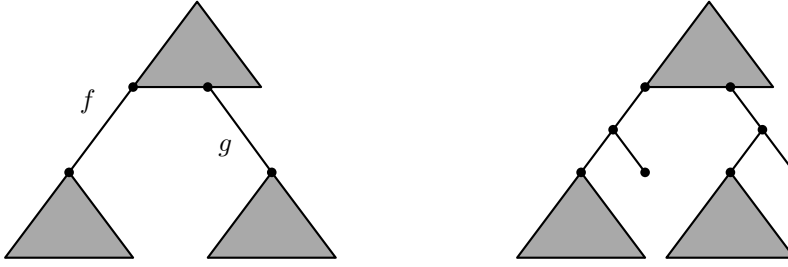


Figure 3: Example for tree T_1 (left) and T_3 (right) in subcase (1a) in the proof of Lemma 4.2.

This finishes the definition of a one-step refinement. We also say that the one-step refinement *introduces* the new leaf v , the witness x , and the node r or u (thought of as the nodes including their associated labelings), respectively. Observe that the refinement is a witness tree and thus the previous witnesses need to be preserved. That is, the choices of the dimension $\dim(r), \dim(u)$ and threshold $\text{thr}(r), \text{thr}(u)$ need to be such that each witness is still classified in its leaf. In formulas, for each leaf t of T it must hold that $\text{wit}(t) \in E[R, t]$.

A *refinement* R of a witness tree T is obtained by a series $T = T_1, T_2, \dots, T_k = R$ of witness trees such that, for each $i \in \{2, \dots, k\}$, tree T_i is a one-step refinement of T_{i-1} . A decision tree R (without witness labeling) is a *refinement* of a witness tree T if there is a labeling of the leaves of R by witnesses such that (a) the labeling results in a witness tree, that is, for each leaf q of R the witness $\text{wit}(q)$ of q is in $E[R, q]$, and (b) after the labeling the witness tree R it is a refinement of T . If a tree ensemble \mathcal{C}' consists of the trees of a witness ensemble \mathcal{C} or refinements thereof, then we say \mathcal{C}' is a *refinement* of \mathcal{C} .

In the correctness proof for our algorithm we need a property of refinements that shows that the order in which we introduce witnesses is immaterial.

Lemma 4.2. *Let T_1 be a witness tree, T_2 a one-step refinement of T_1 , and T_3 a*

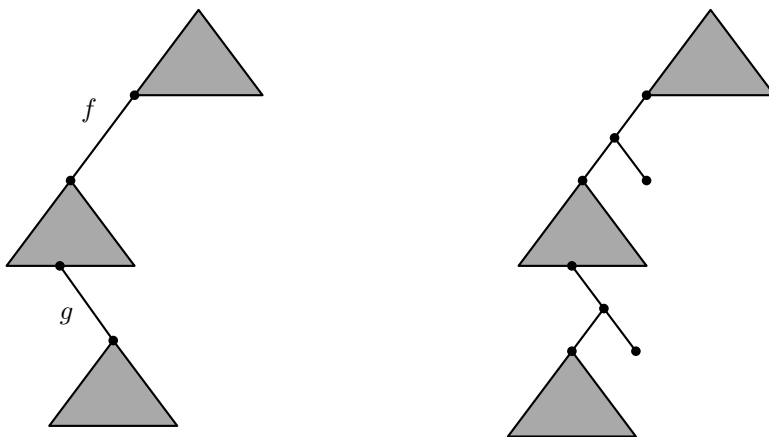


Figure 4: Example for tree T_1 (left) and T_3 (right) in subcase (1b) in the proof of Lemma 4.2.

one-step refinement of T_2 . Let T_3 introduce a witness x . Then there is a one-step refinement S_2 of T_1 that introduces x such that T_3 is a one-step refinement of S_2 .

Proof. To simplify the proof, observe that introducing a new root in a one-step refinement can be thought of as subdividing an auxiliary edge added to the root of the original tree. Thus, below we will only consider one-step refinements that subdivide edges. Let f be the edge in T_1 that is subdivided to obtain T_2 and g the edge in T_2 that is subdivided to obtain T_3 . We distinguish two cases; whether g is present in T_1 or not:

In Case (1), g is present in T_1 , that is, g is not an edge that was introduced in T_2 by subdividing f . There are two subcases:

In Subcase (1a), f and g are not on a common root-leaf path, see Figure 3 for an illustration. To obtain S_2 from T_1 we subdivide g (instead of f) in the same way as it is done in T_2 to obtain T_3 . Then, T_3 is a one-step refinement of S_2 that subdivides f (and introduces a witness that was previously introduced in T_2). Clearly, S_2 is a witness tree that introduces x , as required.

In Subcase (1b), f and g are on a common root-leaf path, see Figure 4 for an illustration. Similarly, we switch the order of subdivision operations. To obtain S_2 , subdivide g in T_1 in the same way as done in T_2 to obtain T_3 . Then, T_3 is a one-step refinement of S_2 obtained by subdividing f in the same way as done in T_1 to obtain T_2 . Note that S_2 is indeed a one-step refinement of T_1 , that is, no witness of T_1 is classified in a different leaf in S_2 : Otherwise, such a witness would also be classified in a different leaf in T_3 , contradicting the fact that T_2 and T_3 are one-step refinements. Finally, T_3 is a one-step refinement of S_2 for the same reason combined with the fact that subdividing f does not classify the witness x introduced in S_2 in a different leaf.

In Case (2), g is not present in T_1 , that is, T_2 is obtained by subdividing f

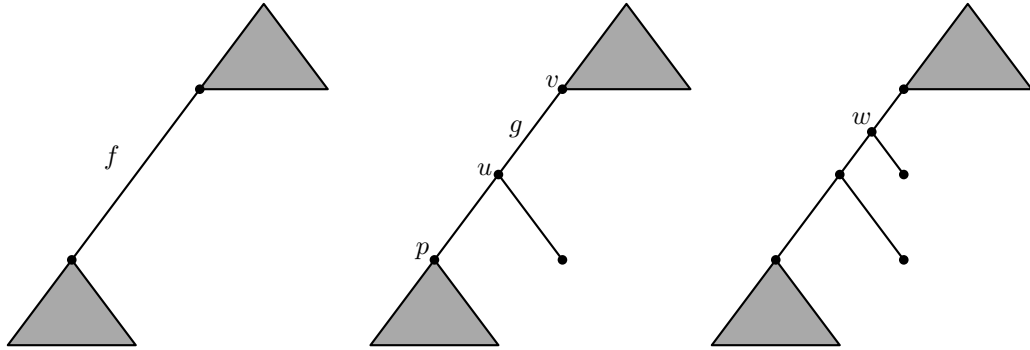


Figure 5: Tree T_1 (left), T_2 (middle), and T_3 (right) in subcase (2a) in the proof of Lemma 4.2.

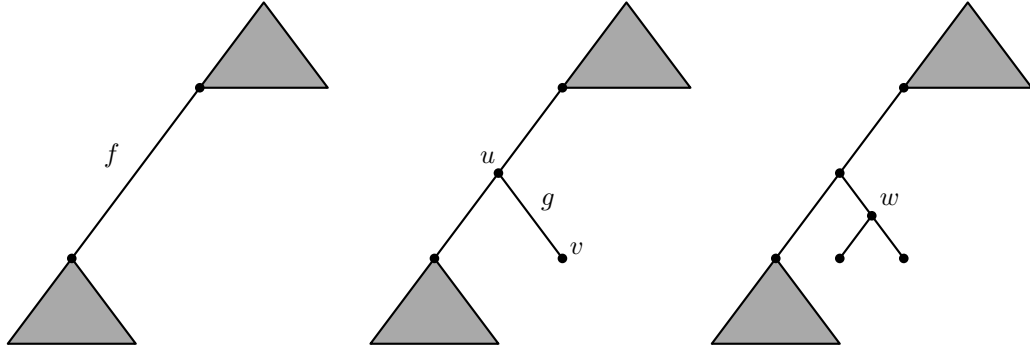


Figure 6: Tree T_1 (left), T_2 (middle), and T_3 (right) in subcase (2b) in the proof of Lemma 4.2.

with a node u and g is incident with u . There are again two subcases:

In Subcase (2a), the other endpoint, v , of g is present in T_1 , see Figure 5. Let w be the node introduced in T_3 by subdividing g . To obtain S_2 from T_1 we subdivide f but instead of introducing u we introduce w . Let p be the other endpoint of f different from v . Then, T_3 is a one-step refinement of S_2 obtained by subdividing the edge $\{w, p\}$ with node u . The argument that S_2 and T_3 are indeed the required one-step refinements is analogous to Subcase (1b).

In Subcase (2b), the endpoint v of g that is different from u is not present in T_1 , see Figure 6. Let y be the witness introduced in T_2 and recall that x is the witness introduced in T_3 . Note that both y 's and x 's leaf in T_2 is v . To obtain S_2 , we take T_1 and subdivide f with the same node u but instead of introducing witness y , we introduce witness x . Note that g is present in S_2 . Let w be the node introduced in T_3 by subdividing g . Then, T_3 is a one-step refinement of S_2 obtained by subdividing the edge g and introducing w in the same way as in

Algorithm 1 Computing tree ensembles.

Function RefineEnsemble $(\mathcal{C}, (E, \lambda), S)$

Input: A witness ensemble \mathcal{C} , a training data set (E, λ) , and a size threshold $S \in \mathbb{N}$.

Output: A tree ensemble of overall size at most S that is a refinement of \mathcal{C} and classifies (E, λ) or \perp if none exists.

```

1  if overall size of  $\mathcal{C}$  is larger than  $S$  then return  $\perp$ 
2  if  $\mathcal{C}$  classifies  $(E, \lambda)$  then return  $\mathcal{C}$ 
3  if overall size of  $\mathcal{C}$  is exactly  $S$  then return  $\perp$ 
4   $e \leftarrow$  a dirty example for  $\mathcal{C}$ 
5  for each tree  $T$  in  $\mathcal{C}$  in which  $e$  is classified incorrectly and not a witness do
6  |   for each important one-step refinement  $T'$  of  $T$  introducing  $e$  as witness
7  |   |   and such that  $T'[e] = \lambda(e)$  do
8  |   |   |    $\mathcal{C}' \leftarrow \mathcal{C}$  with  $T$  replaced by  $T'$   $\mathcal{D} \leftarrow$  RefineEnsemble  $(\mathcal{C}', (E, \lambda), S)$ 
9  |   |   |   if  $\mathcal{D} \neq \perp$  then return  $\mathcal{D}$ 
10  return  $\perp$ 

```

T_3 . Instead of introducing witness x , we now introduce witness y instead. (Note that, in a one-step refinement, the order of the children of the introduced node is chosen such that the introduced witness is classified correctly in the newly introduced leaf.)

Concluding, we may replace T_2 with S_2 as defined above while maintaining the properties of one-step refinements and introducing the witness x in S_2 instead. \square

We can now describe the recursive algorithm for solving MTES. The pseudo-code is given in Algorithm 1. As mentioned, it checks whether the current witness ensemble is sufficiently small and classifies the input and, if so, reports it as a solution. Otherwise, it finds a dirty example e and tries all possibilities of reclassifying the example in a refinement of one of the trees in the current ensemble. Then it continues recursively. In Line 6, a one-step refinement of T is *important* if it is obtained by introducing a new node w that is labeled by a dimension $i \in [d]$ in which e and the witness x of e 's leaf in T differ, i.e., $e[i] \neq x[i]$, and by a threshold $\delta \in \text{Thr}(i)$ such that δ is between $e[i]$ and $x[i]$.

The initial calls to **RefineEnsemble** are made with the following 2^ℓ witness ensembles \mathcal{C} : For each tree T in \mathcal{C} we pick an arbitrary example and try both possibilities for whether e is classified as $\lambda(e)$ or not (i.e. with the other class) and make T to be a tree consisting of a single leaf labeled by the corresponding class and with e as its witness. This concludes the description of the algorithm. For the algorithm for MMAXTES we replace S by s and we modify Line 3 to check that the size of the largest tree is larger than s instead.

To achieve our claimed running time for MTES, we need to ensure that $\ell \leq S$. We claim that we can assume this without loss of generality: Note that, if $\ell > S$, then necessarily in the solution ensemble there are trivial trees

without any cuts, that is, trees that classify all examples as **blue** or all examples as **red**. Now with a factor ℓ in the running time, we may determine how many such trivial trees of either type there are: For each integer i from 0 to $\ell - S$ we postulate that there are i trivial trees with a single **blue** leaf and $\ell - S - i$ with a single **red** leaf and carry out the algorithm described above to determine the $\ell - S$ remaining nontrivial trees. Such additional trivial trees can easily be incorporated into the algorithm described above. We will thus assume that each solution tree has at least one inner node and thus that $\ell \leq S$.

of Theorem 4.1. We now show that the algorithm described above achieves the required running time and that it is correct.

For the running time, observe that, after one of the 2^ℓ initial calls, the algorithm describes a search tree in which each node corresponds to a call to **RefineEnsemble**. The depth of this tree is at most S for MTES and at most $s\ell$ for MMAXTES because in each call at least one refinement is made and thus the overall size increases by at least one. We claim that each search-tree node has at most $\delta D(S + \ell)$ or $\delta Ds\ell$ children, respectively. To see this, we show that the total number of refinements of \mathcal{C} considered in Line 6 is bounded by that number: Each such refinement is specified (1) by a new root or an edge on a root-leaf path of a tree in \mathcal{C} , (2) a dimension in the newly introduced node, and (3) a threshold in the newly introduced node.

For (3) there are at most D possibilities.

For (2) there are at most δ possibilities: Observe that e has a different class label than the witness w of its old leaf. Thus, there are at most δ dimensions in which e and w differ. Since the refinements considered are important, they thus have one of these at most δ dimensions.

For (1), the number of possibilities can be bounded as follows. In MTES, if we are adding a new root, there are at most ℓ choices. If we are subdividing an edge f , then f is on a root-leaf path in one of the trees in the current ensembles to the leaf of e . In total, these paths can contain at most S inner nodes and thus at most S edges. In MMAXTES, there are at most ℓ ways to choose the tree T to refine. Afterwards, since the leaf of e is uniquely defined, we need to specify whether we introduce a new root or which edge we subdivide on the root-leaf path P to e 's leaf in T . Note that there are at most $s - 1$ inner nodes of T in P (otherwise, after refining the tree would exceed the size threshold). Thus, there are at most s possibilities to introduce a new root or choose an edge for subdivision. There are thus at most $s\ell$ refinements to consider.

Thus, the overall search tree has size at most $(\delta D(S + \ell))^S \leq (2\delta DS)^S$ (resp. $(\delta Ds\ell)^{s\ell}$). Accounting for the $2^\ell \leq 2^S$ initial calls and noticing that the operations in one search-tree node take $\mathcal{O}(Sdn)$ time yields the claimed running time.

It remains to prove the correctness. Clearly, if the algorithm returns something different from \perp , then it is a tree ensemble that classifies (E, λ) and is of the required size. Now assume that there is a tree ensemble that classifies (E, λ) and is of the required size. We show that the algorithm will not return \perp . We say that a witness-tree ensemble \mathcal{C} is *good* if there is a tree ensemble \mathcal{C}^* that

refines \mathcal{C} , classifies (E, λ) , and is of the required size. We claim that (1) one of the ensembles \mathcal{C} of an initial call to **RefineEnsemble** is good and (2) that if \mathcal{C} in a call to Algorithm 1 is good, then either it classifies (E, λ) or in at least one recursive call **RefineEnsemble** $(\mathcal{C}', \cdot, \cdot)$ the tree ensemble \mathcal{C}' is good. Observe that it is sufficient to prove both claims.

As to Claim (1): Consider a solution \mathcal{C}^* and the witnesses that were chosen arbitrarily for \mathcal{C} before the initial calls to **RefineEnsemble**. Fix an arbitrary mapping of trees between \mathcal{C} and \mathcal{C}^* . Consider a tree T in \mathcal{C} and its corresponding tree T^* in \mathcal{C}^* . Observe that T^* has a leaf q such that $E[T^*, q]$ contains the (single) witness of T . Label q with this witness. For each remaining leaf, pick an arbitrary example that is classified in this leaf and label it as its witness. (Note that, without loss of generality, there is at least one example in each leaf because if there is a leaf without an example then we can find a smaller solution ensemble.) Observe that the witness tree resulting from T^* by this labeling is a refinement of T if the leaves containing the single witness of T have the same class label. Since we try all possible class labels for the leaf in T before the initial calls to **RefineEnsemble**, eventually we obtain that T^* is a refinement of T and indeed this holds for all pairs of mapped trees of \mathcal{C} and \mathcal{C}^* . Thus, \mathcal{C} is good.

As to Claim (2): Assume that the witness-tree ensemble \mathcal{C} is good and let \mathcal{C}^* be a corresponding witness-tree ensemble. If \mathcal{C} classifies (E, λ) then there is nothing to prove. Otherwise, there is at least one dirty example for \mathcal{C} . Let e be the dirty example picked by the algorithm in Line 4. Consider the classes assigned to e by the trees in \mathcal{C} and those assigned by the corresponding refinements in \mathcal{C}^* . Observe that, since \mathcal{C}^* classifies e correctly, there is at least one tree $T \in \mathcal{C}$ such that T classifies e incorrectly and T 's refinement $R \in \mathcal{C}^*$ classifies e correctly. In a refinement, the class of a witness is never changed and thus e is not a witness in T . Hence, the for loop in Line 5 selects the tree T in one iteration.

We now claim that the loop in Line 6 will select a refinement T' such that R (thought of as a non-witness decision tree) is a refinement of T' . Consider a sequence of one-step refinements $T = T_1, T_2, \dots, T_k = R$. We first show that we can assume that R has e as a witness. Assume that this is not the case. Consider e 's leaf in R and the witness x of this leaf. Let T_i be the tree in which witness x has been introduced. Since one-step refinements only shrink the sets of examples that are classified in leaves other than the newly introduced one, the leaf of example e in T_i is also x 's leaf. Thus, we may replace witness x by e in T_i and in every tree thereafter. Thus, we may assume that e is a witness in R . Indeed, by Lemma 4.2 we may assume that e is introduced in T_2 . Finally, observe that we may assume that T_2 is important and thus T_2 equals T' , the refinement selected by the algorithm in Line 6. Thus, the refined ensemble \mathcal{C}' constructed from T' is good, as claimed. \square

Recall that **MINIMUM DECISION TREE SIZE (DTS)** is the special case of **MMAXTES** in which $\ell = 1$. Thus we have the following.

Corollary 4.3. **MINIMUM DECISION TREE SIZE** can be solved in $\mathcal{O}((\delta Ds)^s \cdot sdn)$ time.

This improves on the running time for DTS given by [32] (see their main theorem, Theorem 8).

The following theorem shows that the exponent in our running time cannot be improved.

Theorem 4.4. *Solving MTES in $(\delta DS)^{o(S)} \cdot \text{poly}$ time would contradict the Exponential Time Hypothesis, even if $D = 2$ and $\ell = 1$. Furthermore, MTES cannot be solved in $(2 - \varepsilon)^n$ time even if $D = 2$ and $\ell = 1$ for any $\varepsilon > 0$ unless the Set Cover Conjecture is wrong.*

Proof. This follows from a reduction from the HITTING SET problem to DTS given by [32]. For completeness, we repeat the construction here, but for clarity reasons we instead reduce from DOMINATING SET. In DOMINATING SET we are given a graph G and an integer k . We want to decide whether there is a vertex subset W of size at most k such that each vertex is in W or has a neighbor in W . For convenience put $V(G) = \{v_1, v_2, \dots, v_n\}$. We construct an instance $((E, \lambda), 1, S)$ of MTES as follows. We put $\ell = 1$ and $S = k$. For the training data, there are $|V(G)|$ dimensions $1, 2, \dots, n$. The domain in each dimension is $\{0, 1\}$. There is one red example $x = (0, 0, \dots, 0)$. For each vertex $v_i \in V(G)$, there is one blue example $e_i \in E$ such that $e_i[j] = 1$ if $i = j$ or if v_i and v_j are adjacent; otherwise $e_i[j] = 0$. It is not hard to check (see [32]) that (G, k) and $((E, \lambda), 1, S)$ are equivalent. By [8] (Theorem 5.4), we know that an algorithm with running time $f(k) \cdot n^{o(k)}$ for DOMINATING SET would imply FPT = W[1] which would imply that the Exponential Time Hypothesis is false [11]. To finish the proof, observe that an $\mathcal{O}((\delta DS)^{o(S)} \cdot \text{poly})$ -time algorithm for MTES would imply an $f(k) \cdot n^{o(k)}$ -time algorithm for DOMINATING SET.

To obtain the no $(2 - \varepsilon)^n$ time lower bound, we use a similar reduction, but reduce from SET COVER, where the input is a universe \mathcal{U} of size n and a set family \mathcal{S} . Furthermore, we swap the dimensions and the examples, that is, we create one dimensions per set in \mathcal{S} , and one blue example for each element in \mathcal{U} and additionally one red example. Hence, we have exactly $n + 1$ elements. Since SET COVER cannot be solved in $(2 - \varepsilon)^n$ time for any $\varepsilon > 0$ [10] if the Set Cover Conjecture is true, we obtain the desired lower bound for the number of examples. \square

5 Tight Exponential-Time Algorithm

5.1 An Efficient Algorithm for a Small Number of Examples

We now give an algorithm that solves MTES in $(\ell + 1)^n \cdot \text{poly}$ time, where $n := |E|$ is the number of examples. This running time is single-exponential in n for every fixed number of trees. More importantly, we show that this running time is essentially optimal. To obtain the algorithm, we first show how to compute in a suitable running time the sizes of smallest trees for essentially all possible classification outcomes of a decision tree.

Lemma 5.1. *Given a training data set (E, λ) one can compute in $\mathcal{O}(3^n \cdot Ddn)$ time for all $E' \subseteq E$ the size of a smallest decision tree T such that $T[e] = \text{blue}$ if and only if $e \in E'$.*

Proof. We solve the problem using dynamic programming over subsets of E . The dynamic-programming table has entries of the type $Q[E^b, E^r]$ where $E^b \subseteq E$ and $E^r \subseteq E$ are disjoint subsets of examples. Each table entry stores the size of a smallest decision tree T such that, if we use T to classify $E^b \cup E^r$, then exactly the examples of E^b receive the label **blue**. (Note that the examples in E^b and E^r are not necessarily correctly classified. Since some trees in an ensemble may misclassify some examples, we need to allow for this possibility here.) We fill the table entries for increasing values of $|E^b \cup E^r|$ as follows.

We initialize the table by setting

$$Q[E^b, \emptyset] := 0 \text{ and } Q[\emptyset, E^r] := 0$$

for all $E^b \subseteq E$ and all $E^r \subseteq E$. This is correct since in these cases, a decision tree without cuts and only one leaf with the appropriate class label suffices.

The recurrence to fill the table when E^b and E^r are nonempty is

$$Q[E^b, E^r] := \min_{i \in [d], h \in \text{Thr}(i)} Q[E^b[f_i \leq h], E^r[f_i \leq h]] + Q[E^b[f_i > h], E^r[f_i > h]] + 1.$$

Recall that $\text{Thr}(i)$ denotes some minimum-size set of thresholds that distinguishes between all values of the examples in the i th dimension. In other words, for each pair of elements e and e' with $e[i] < e'[i]$, there is at least one value $h \in \text{Thr}(i)$ such that $e[i] < h \leq e'[i]$. Moreover, we only consider those cases where $E^b[f_i \leq h] \cup E^r[f_i \leq h] \neq \emptyset$ and $E^b[f_i > h] \cup E^r[f_i > h] \neq \emptyset$. That is, we consider only the case that the cut gives two nonempty subtrees. This ensures that the recurrence only considers table entries with smaller set sizes.

The idea behind the recurrence is that we consider all possibilities for the cut at the root and then use the smallest decision trees to achieve the desired labeling for the two resulting subtrees. The size of the resulting tree is the size of the two subtrees plus one, for the additional root vertex. The formal correctness proof is standard and omitted.

The running time bound can be seen as follows. We need $\mathcal{O}(Ddn)$ time to read the input. The number of table entries is $\mathcal{O}(3^n)$ since each entry corresponds to a 3-partition of E into E^b , E^r , and $E \setminus (E^b \cup E^r)$. Each entry can be evaluated in $\mathcal{O}(Dd)$ time for each of the d dimension we check each of the at most D thresholds. \square

We now briefly turn to decision trees instead of ensembles: The above lemma directly gives an algorithm for DTS with running time $\mathcal{O}(3^n \cdot Ddn)$. We can improve on that by slightly modifying the table as follows.

Theorem 5.2. *MINIMUM DECISION TREE SIZE can be solved in $\mathcal{O}(2^n \cdot Ddn)$ time.*

Proof. We use the algorithm from Lemma 5.1 to compute the table Q but with the following modification: We restrict the table such that it contains only those entries $Q[E^b, E^r]$ where E^b is a subset of the blue examples in the input and E^r is a subset of the red examples in the input. Otherwise the initialization and recurrence are the same. To find the minimum size of a tree that classifies the input training data set, we simply look up $Q[\{e \in E \mid \lambda(e) = \text{blue}\}, \{e \in E \mid \lambda(e) = \text{red}\}]$.

The initialization and recurrence remain correct because the solution trees for DTS do not have misclassifications. As for the running time, observe that the number of table entries is $\mathcal{O}(2^a \cdot 2^b)$, where a is the number of blue examples in the input and b the number of red examples in the input. This yields the claimed bound because $a + b = n$. \square

Note that the running time of Theorem 5.2 cannot be improved unless standard complexity assumption are wrong: According to Theorem 4.4, any algorithm with running time $(2 - \varepsilon)^n$ for some $\varepsilon > 0$ contradicts the Set Cover Conjecture.

We now go back to ensembles and use the algorithm from Lemma 5.1 as a subroutine in an algorithm for MINIMUM TREE ENSEMBLE SIZE.

Theorem 5.3. *For $\ell > 1$, one can solve MINIMUM TREE ENSEMBLE SIZE in $(\ell + 1)^n \cdot \text{Ddn}$ time.*

Proof. We use again dynamic programming. It is not sufficient to use subsets of elements that are classified correctly. Instead, we build the solution by iteratively adding trees and storing for each example e how often e is classified correctly.

To store subsolutions, we use a table R with entries of the type $R[c, j]$ where c is a length- n integer vector where each c_i is an integer in $[0, \lceil \ell/2 \rceil]$ for each $i \in [n]$ and $j \in [\ell]$. An entry $R[c, j]$ stores the smallest total size of any set of j decision trees such that each element e_i is classified correctly exactly c_i times if $c_i < \lceil \ell/2 \rceil$ and at least c_i times if $c_i = \lceil \ell/2 \rceil$. The distinction between $c_i < \lceil \ell/2 \rceil$ and $c_i = \lceil \ell/2 \rceil$ allows us to assign only one value of c_i to the situation that e_i is already correctly classified irrespective of the other trees of the ensemble.

The first step of the algorithm is to compute for all $E' \subseteq E$ the smallest size of any decision tree T assigning the blue label exactly to all $e \in E'$. From this information, we can directly compute for all $E' \subseteq E$, the size of a smallest decision tree that classifies all examples in E' correctly and all examples in $E \setminus E'$ incorrectly. We will store these sizes in table entries $Q[E']$.

Now, we initialize R for $j = 1$, by setting

$$R[c, 1] := \begin{cases} Q[E'] & \exists E' \subseteq E : c = \mathbf{1}_{E'}, \\ +\infty & \text{otherwise.} \end{cases}$$

Here, we let $\mathbf{1}_{E'}$ denote the indicator vector for E' . Now, for $j > 1$, we use the recurrence

$$R[c, j] := \min_{E' \subseteq E, c' : c' \oplus \mathbf{1}_{E'} = c} R[c', j - 1] + Q[E']. \quad (1)$$

Here, \oplus is a truncated addition, that is, for the i th component of c' , we add 1 if this component is strictly smaller than $\lceil \ell/2 \rceil$. If for some $R[c, j]$ the minimum ranges over an empty set, then we set $R[c, j] := +\infty$.

The idea of the recurrence is simply that the j th tree classifies some element set E' correctly and that this increases the number of correct classifications for all elements of E' . The smallest size of a tree ensemble with ℓ trees to correctly classify E can then be found in $R[c^*, \ell]$ where we let c^* denote the length- n vector where each component has value $\lceil \ell/2 \rceil$. The formal proof is again standard and omitted.

The table has size $(\lceil \ell/2 \rceil + 1)^n \cdot \ell$. The bottleneck in the running time to fill the table is the time needed for evaluating the min in Equation 1. A straightforward estimation gives a time of $2^n \cdot \lceil \ell/2 \rceil^n$ for each entry since we consider all possible subsets E' of E and possibly all vectors c' . Instead, we may fill the table entries also in a forward direction, that is, for each c' and each $E' \subseteq E$, we compute $c' \oplus \mathbf{1}_{E'}$ and update the table entry for $R[c, j]$ if $R[c', j-1] + Q[E']$ is smaller than the current entry of $R[c, j]$. This way, the total time for updating table entries is $2^n \cdot \lceil \ell/2 \rceil^n \leq (\ell + 1)^n$ since we consider 2^n possible choices for E' at each vector c' and directly derive the corresponding c for each choice. The overall time bound follows from the observation that the $\mathcal{O}(3^n \cdot Ddn)$ time needed for the preprocessing is upper-bounded by $(\ell + 1)^n$ since $\ell > 1$. \square

5.2 A Matching Lower Bound

We now show that, under a standard conjecture in complexity theory, the running time of the algorithm of Theorem 5.3 cannot be improved substantially.

We show this by a reduction from MULTICOLORING. Here, one is given a graph G and two integers a and x , and wants to assign each vertex in $V(G)$ a set of x out of a colors such that each two adjacent vertices receive disjoint color sets. Unless the ETH fails, MULTICOLORING cannot be solved in $f(x) \cdot 2^{\mathcal{O}(\log(x)) \cdot n}$ time, where n is the number of vertices even if $a = \Theta(x^2 \log x)$ [5]. Observe that in a solution for MULTICOLORING, the vertices having some color c form an independent set in G . Our aim is to transfer this lower bound to MINIMUM TREE ENSEMBLE SIZE. To do so, we take a detour and first transfer this lower bound to SET MULTICOVER which might be of independent interest.

In SET MULTICOVER the input is a universe \mathcal{U} , a family \mathcal{F} of subsets of U , an integer a , and each element $u \in \mathcal{U}$ has a *demand* $\text{dem}(u)$. The task is to find a *set multicover*, that is, a subfamily $\mathcal{F}' \subseteq \mathcal{F}$ of size exactly a such that for each $u \in \mathcal{U}$ at least $\text{dem}(u)$ sets of \mathcal{F}' contain element u .

SET MULTICOVER

Instance: A universe \mathcal{U} , a family of subsets \mathcal{F} of U , a demand function $\text{dem} : \mathcal{U} \rightarrow \mathbb{N}$, and an integer a .

Question: Is there a set multicover of size exactly a ?

Proposition 5.4. *Solving SET MULTICOVER in $f(x) \cdot 2^{\mathcal{O}(\log x) \cdot |\mathcal{U}|} \cdot \text{poly}$ time would contradict the Exponential Time Hypothesis, even if all demands are equal to x and if $a \in \Theta(x^2 \log x)$.*

Proof. We provide a reduction from MULTICOLORING, which cannot be solved in $f(x) \cdot 2^{o(\log x) \cdot n}$ time, where n is the number of vertices even if $a = \Theta(x^2 \log x)$ unless the ETH fails [5]. Let (G, a, x) be an instance of MULTICOLORING. We construct an equivalent instance $(\mathcal{U}, \mathcal{F}, a, x)$ of SET MULTICOVER where each demand is equal to x as follows. Each element in the universe \mathcal{U} corresponds to a vertex of $V(G)$. Finally, for each maximal independent set I , we add a set F_I .

Now, we show the correctness. Consider a solution of (G, a, x) and let C_i for $i \in [a]$ be the vertices having color i . By definition $G[C_i]$ is an independent set and thus there exists a set F_i containing all vertices of C_i . Note that the family $\{F_i : i \in [a]\}$ is a set multicolor: Each vertex received at least x colors and thus each element is covered at least x times. Conversely, consider a set multicolor $\{F_i : i \in [a]\}$. By definition, F_i corresponds to an independent set of G . Hence, by assigning color i to all vertices of F_i we obtain a solution for (G, a, x) .

Observe that since G may contain at most $3^{n/3}$ maximal independent sets [27], we add at most $3^{n/3}$ sets. Our reduction can be carried out by iterating over all vertex sets in $\mathcal{O}(n \cdot 2^n)$ time. Now, if SET MULTICOVER has an algorithm with running time $f(x) \cdot 2^{o(\log x) \cdot |\mathcal{U}|} \cdot \text{poly}$ and since the number of sets we have to choose is a , this implies an algorithm with running time $f(a) \cdot 2^{o(\log a) \cdot n} \cdot \text{poly} + n \cdot 2^n$ for MULTICOLORING. Since $a \in \Theta(x^2 \log x)$, this then implies an algorithm running in $f(x) \cdot 2^{o(\log x^3) \cdot n} = f(x) \cdot 2^{o(\log x) \cdot n}$ time, a contradiction to the ETH [5]. \square

Now, we present our reduction for MINIMUM TREE ENSEMBLE SIZE. In our reduction, we have a *choice dimension* for each set F in the family \mathcal{F} . Furthermore, we have an *element example* for each element of \mathcal{U} . Also, we set $\ell := 2a + 1$ and $S := 2a + 1$. The main idea of our reduction is that there are exactly a many trees cutting a choice dimension such that each element example is correctly classified in at least x of these trees. We achieve this by adding some *dummy dimensions* and further element examples so that each correct tree ensemble consists of exactly ℓ trees having exactly one inner node, as we show.

Theorem 5.5. *Solving MINIMUM TREE ENSEMBLE SIZE in $f(\ell) \cdot 2^{o(\log \ell) \cdot n}$ poly time would contradict the Exponential Time Hypothesis.*

Proof. We reduce from SET MULTICOVER where each demand is x , which cannot be solved in $f(x) \cdot 2^{o(\log x) \cdot |\mathcal{U}|}$ time, even if $k = \Theta(x^2 \log x)$ unless the ETH fails, according to Proposition 5.4.

Construction: Let $(\mathcal{U}, \mathcal{F}, a, x)$ be an instance of SET MULTICOVER where each demand is equal to x . We construct an equivalent instance $((E, \lambda), \ell, S)$ of MTES as follows. For a sketch of our construction we refer to Figure 7.

First, we describe the training data set (E, λ) .

- For each element $u \in \mathcal{U}$, we add an *element example* b_u . All these examples receive label **blue**.
- Then, for each $i \in [a+1]$, we add a *forcing example* r_i . To all such examples we assign label **red**.

dummy dimensions	d_{a+1}	0	0	0	1	1	1	1	...	0	1	1	...	0	1	0	1	1	...	0	1	...	0	0	0	...	0	0
	\vdots	\vdots	\vdots	\vdots	\vdots	\vdots	\vdots	\vdots	\vdots	\vdots	\vdots	\vdots	\vdots	\vdots	\vdots	\vdots	\vdots	\vdots	\vdots	\vdots	\vdots	\vdots	\vdots	\vdots	\vdots	\vdots	\vdots	
	d_{a+2-x}	0	0	0	1	1	1	1	...	1	1	1	...	1	1	1	1	1	...	1	1	...	1	0	0	...	0	0
	d_{a+1-x}	0	0	0	1	1	1	1	...	1	1	1	...	1	1	1	1	1	...	1	1	...	1	0	0	...	0	0
	\vdots	\vdots	\vdots	\vdots	\vdots	\vdots	\vdots	\vdots	\vdots	\vdots	\vdots	\vdots	\vdots	\vdots	\vdots	\vdots	\vdots	\vdots	\vdots	\vdots	\vdots	\vdots	\vdots	\vdots	\vdots	\vdots	\vdots	
choice dimensions	d_3	1	1	1	1	1	1	0	...	1	1	1	...	1	1	1	1	0	...	1	1	...	1	0	0	...	0	0
	d_2	1	1	1	1	1	0	1	...	1	1	0	...	1	1	1	0	1	...	1	0	...	1	0	0	...	0	0
	d_1	1	1	1	1	0	1	1	...	1	0	1	...	1	0	1	0	0	...	1	0	...	1	1	1	...	1	1
	$d_{F_3}^1$	0	1	1	0	0	0	0	...	0	1	1	...	1	0	0	1	1	...	1	0	...	0	0	1	...	1	1
	$d_{F_2}^1$	0	1	0	0	0	0	0	...	0	1	1	...	1	0	0	1	1	...	1	0	...	0	0	1	...	1	1
	$d_{F_1}^1$	1	0	1	0	0	0	0	...	0	1	1	...	1	0	0	1	1	...	1	0	...	0	0	1	...	1	1
	$d_{F_3}^2$	0	1	1	0	0	0	0	...	0	0	0	...	0	1	1	0	0	...	0	0	...	0	1	0	...	1	1
	$d_{F_2}^2$	0	1	0	0	0	0	0	...	0	0	0	...	0	1	1	0	0	...	0	0	...	0	1	0	...	1	1
	$d_{F_1}^2$	1	0	1	0	0	0	0	...	0	0	0	...	0	1	1	0	0	...	0	0	...	0	1	0	...	1	1
	\vdots	\vdots	\vdots	\vdots	\vdots	\vdots	\vdots	\vdots	\vdots	\vdots	\vdots	\vdots	\vdots	\vdots	\vdots	\vdots	\vdots	\vdots	\vdots	\vdots	\vdots	\vdots	\vdots	\vdots	\vdots	\vdots	\vdots	
	$d_{F_3}^a$	0	1	1	0	0	0	0	...	0	0	0	...	0	0	0	0	0	...	0	1	...	1	1	1	...	0	1
	$d_{F_2}^a$	0	1	0	0	0	0	0	...	0	0	0	...	0	0	0	0	0	...	0	1	...	1	1	1	...	0	1
	$d_{F_1}^a$	1	0	1	0	0	0	0	...	0	0	0	...	0	0	0	0	0	...	0	1	...	1	1	1	...	0	1
	element examples	b_u	b_v	b_w	b_{val}	r_1	r_2	r_3	...	r_{a+1}	b_1^1	b_2^1	...	b_{a+1}^1	b_1^2	b_2^2	...	b_{a+1}^2	$r_{1,2}^1$	$r_{1,3}^1$	$r_{a+1,2}^1$	$r_{a+1,2}^a$	r_{a+1}^a	r_1^1	r_2^2	...	r^a	b_{enf}

Figure 7: Sketch of the construction of Theorem 5.5. We only show three element examples e_u, e_v, e_w and we only show choice dimensions corresponding to sets F_1, F_2, F_3 . Here, F_1 is a set containing elements u and w , F_2 is a set containing element v , and F_3 is a set containing elements v and w .

- Afterwards, we add a *validation example* b_{val} and an *enforcing example* b_{enf} . Both examples are blue.
- Now, for each $j \in [a]$ and each $i \in [a+1]$, we add a *choosing example* b_i^j . All these examples receive label blue.
- Next, for each $j \in [a]$ and each $1 \leq i < t \leq a+1$, we add a *verifying example* $r_{i,t}^j$. To all such examples we assign label red.
- Finally, for each $j \in [a]$, we add a *test example* r^j . All these examples receive label red.

Observe that we have $|\mathcal{U}| + (a+1) + 2 + a(a+1) + a \cdot a(a+1)/2 + a = |\mathcal{U}| + a^3/2 - a^2/2 + 3a + 3$ examples.

To complete the description of the training data set, it remains to describe the number of dimensions d and the coordinates of each example in \mathbb{R}^d .

We start with the description of the dimensions:

- For each set $F \in \mathcal{F}$ and each $j \in [a]$, we introduce a dimension d_F^j . We

refer to these dimensions as the *choice dimensions*. Moreover, we refer to the dimensions $\{d_F^j : F \text{ is a set of } \mathcal{F}\}$ as the *choice- j dimensions*.

- Furthermore, for each $i \in [a + 1]$ we introduce a *dummy dimension* d_i .

Observe that we add exactly $a \cdot \mathcal{F} + a + 1$ dimensions.

Now, we describe the coordinates of the examples. By $e[d_z]$ we denote the value of example e at dimension d_z . Here, d_z can be a choice-, or a dummy dimension.

- For each element example b_u , each $j \in [a]$, and each set $F \in \mathcal{F}$, we set $b_u[d_F^j] = 1$ if $u \in F$, otherwise, if $u \notin F$, we set $b_u[d_F^j] = 0$. Furthermore, for each dummy dimension d_i we set $b_u[d_i] = 1$ if $i \leq a+1-x$, and otherwise, we set $b_u[d_i] = 0$.
- For each forcing example r_i and each choice dimension d_F^j we set $r_i[d_F^j] = 0$. For dummy dimension d_i we set $r_i[d_i] = 0$ and for each remaining dummy dimension d_j , that is, $j \in [a + 1] \setminus \{i\}$, we set $r_i[d_j] = 1$.

- For the validation example b_{val} we set $b_{\text{val}}[d_F^j] = 0$ for each choice dimension and each $j \in [a]$, and we set $b_{\text{val}}[d_i] = 1$ for each dummy dimension d_i .

For the enforcing example b_{enf} we set $b_{\text{enf}}[d_F^j] = 1$ for each choice dimension. Then, we set $b_{\text{enf}}[d_1] = 1$ for the first dummy dimension, and $b_{\text{enf}}[d_i] = 0$ for each remaining dummy dimension d_i with $i \in [2, a + 1]$.

- For the choosing example b_i^j and dummy dimension d_i we set $b_i^j[d_i] = 0$ and for each remaining dummy dimension d_t , that is, $t \in [a + 1] \setminus \{i\}$, we set $b_i^j[d_t] = 1$. Then, for each choice- j -dimension d_F^j , we set $b_i^j[d_F^j] = 1$, and for each remaining choice dimension d_F^q , that is, $q \in [a] \setminus \{j\}$, we set $b_i^j[d_F^q] = 0$.
- For each verifying example $r_{i,t}^j$ and each choice- j -dimension d_F^j we set $r_{i,t}^j[d_F^j] = 1$, and for each remaining choice dimension d_F^q , that is, $q \in [a] \setminus \{j\}$, we set $r_{i,t}^j[d_F^q] = 0$. Then, for dummy dimensions d_i and d_t , we set $r_{i,t}^j[d_i] = 0 = r_{i,t}^j[d_t]$, and for each remaining dummy dimension d_p , that is, $p \in [a + 1] \setminus \{i, t\}$, we set $r_{i,t}^j[d_p] = 1$.
- For each test example r^j , we set $r^j[d_1] = 1$ for the first dummy dimension, and $r^j[d_i] = 0$ for each remaining dummy dimension d_i with $i \in [2, a + 1]$. Then, for each choice- j -dimension d_F^j we set $r^j[d_F^j] = 0$, and for each remaining choice dimension d_F^q , that is, $q \in [a] \setminus \{j\}$, we set $r^j[d_F^q] = 1$.

Finally, we set $\ell := 2a + 1$ and $S := 2a + 1$. In other words, the tree ensemble contains exactly $2a + 1$ decision trees and all these trees together have $2a + 1$ inner nodes.

Intuition: Since the validation example b_{val} and each forcing example r_i are classified differently, the ensemble has to contain a cut separating b_{val} and r_i .

Since the unique dimension in which b_{val} and r_i have different value is d_i , the ensemble contains a cut in each dummy dimension d_i .

Furthermore, observe that for each $j \in [a]$ the forcing example r_i and the choosing example b_i^j are classified differently and that they only differ in the choice- j dimensions. Hence, for each $j \in [a]$ the ensemble contains a cut in the choice- j dimensions. Since $S = 2a + 1$, we thus obtain a characterization of the cuts of the ensemble.

Next, we use this characterization to show that each tree in the ensemble has exactly one inner node. Hence, $a + 1$ trees of the ensemble perform cuts in the dummy dimensions and a trees of the ensemble perform cuts in the choice dimensions. The cuts in the choice dimensions then corresponds to a set of a many sets \mathcal{F}' of \mathcal{F} . The sets of \mathcal{F}' then correspond to a solution of $(\mathcal{U}, \mathcal{F}, a, x)$.

Correctness: We show that $(\mathcal{U}, \mathcal{F}, a, x)$ is a yes-instance of SET MULTICOVER if and only if (E, λ, ℓ, S) is a yes-instance of MTES.

(\Rightarrow) Let \mathcal{F}' be a solution for $(\mathcal{U}, \mathcal{F}, a, x)$, that is, for each element $u \in \mathcal{U}$ there exists at least b sets in \mathcal{F}' which contain u . Let F_1, \dots, F_a be an arbitrary but fixed ordering of \mathcal{F}' . We show that there exists a tree ensemble \mathcal{T} that classifies (E, λ) . For each set $F_c \in \mathcal{F}'$ with $c \in [a]$, let $d_{F_c}^c$ be the choice- c dimension corresponding to F_c . For each $c \in [a]$ we add a tree T_c to \mathcal{T} cutting the choice- c dimension $d_{F_c}^c$ such that all examples e with $e[d_{F_c}^c] = 1$ are assigned label blue and all remaining examples e with $e[d_{F_c}^c] = 0$ are assigned label red. We denote these trees as the *choice trees*.

Next, for each of the $a + 1$ dummy dimensions d_i , we add a tree T_i to \mathcal{T} such that all examples e with $e[d_i] = 0$ are assigned label red and all remaining examples e with $e[d_i] = 1$ are assigned label blue. We denote these trees as the *dummy trees*.

Observe that \mathcal{T} consists of exactly $\ell = 2a + 1$ trees with one internal node each. We now verify that \mathcal{T} classifies (E, λ) correctly. We distinguish all different types of examples:

- We show that $\mathcal{T}(b_u) = \text{blue}$ for each element example. In the dummy trees, b_u is assigned label blue exactly $a + 1 - x$ times. Since \mathcal{F}' is a solution, at least x choice trees assign label blue to b_u . Thus, b_u is classified as blue.
- We show that $\mathcal{T}(r_i) = \text{red}$ for each forcing example. In the dummy trees r_i is assigned label red exactly once. In each of the a many choice trees, r_i is assigned label red. Thus, r_i is classified as red.
- We show that $\mathcal{T}(b_{\text{val}}) = \text{blue}$. Since in each of the $a + 1$ many dummy trees b_{val} is assigned label blue, the statement follows.
- We show that $\mathcal{T}(b_{\text{enf}}) = \text{blue}$. Since in the dummy tree cutting dimension d_1 and in each of the a many choice trees b_{enf} is assigned label blue, the statement follows.
- We show that $\mathcal{T}(b_i^j) = \text{blue}$ for each choosing example. In the dummy trees except the one cutting d_i , example b_i^j receives label blue. Furthermore, in

the choice tree cutting a choice- j dimensions, b_i^j also is classified as **blue**. Thus, b_i^j is classified as **blue**.

- We show that $\mathcal{T}(r_{i,t}^j) = \text{red}$ for each verifying example. In exactly two dummy trees, namely the ones cutting dummy dimensions d_i and d_t , example $r_{i,t}^j$ is assigned label **red**. Furthermore, in all choice trees except the one doing a cut in a choice- j dimension, $r_{i,t}^j$ is assigned label **red**. Thus, the statement follows.
- We show that $\mathcal{T}(r^j) = \text{red}$ for each test example. In each dummy tree except the one cutting d_1 example r^j is assigned label **red**. Also in the choice tree doing a cut in the choice- j dimensions, r^j is assigned label **red**. Thus, $\lambda(r^j) = \text{red}$.

Hence, \mathcal{T} classifies (E, λ) correctly.

(\Leftarrow) Conversely, suppose that there exists a tree ensemble \mathcal{T} which classifies (E, λ) . In a first step, we show that \mathcal{T} contains exactly one cut in each dummy dimension and exactly one cut in the choice- j dimensions for each $j \in [a]$. Since $S = 2a + 1$ this gives us a characterization of all cuts done by \mathcal{T} . In a second step, we show that each tree of \mathcal{T} has exactly one inner node. Hence, exactly a trees of \mathcal{T} cut some choice dimension. In a third step, we show that each element example b_v is classified at least x times as **blue** by trees of \mathcal{T} cutting a choice dimension. In the final step, we construct a solution \mathcal{F}' for $(\mathcal{U}, \mathcal{F}, a, x)$ based on the cuts in the choice dimensions.

Step 1: Recall that the validation example v_{val} has label **blue** and that each forcing example r_i has label **red**. Observe that for each $i \in [a + 1]$ the forcing example r_i and the validation example b_{val} differ in exactly one dimension: the dummy dimension d_i , that is, $r_i[d_i] = 0$ and $b_{\text{val}}[d_i] = 1$. Thus, for each $i \in [a + 1]$, the ensemble \mathcal{T} has to contain a cut in dimension d_i .

Also recall that for each $j \in [a]$, each choosing example has label **blue**. Observe that for each $i \in [a + 1]$ and for each $j \in [a]$, the forcing example r_i and the choosing example b_i^j only differ in the choice- j -dimensions: in these, r_i has value 0 and b_i^j has value 1. Hence, in \mathcal{T} there is at least one cut in some choice- j dimension to distinguish r_i and b_i^j . Since there are a many choices for j , since $S = 2a + 1$, and since \mathcal{T} has $a + 1$ cuts in dummy dimensions, we conclude that exactly one cut in \mathcal{T} is done in each dummy dimension and exactly one cut in \mathcal{T} is done in the choice- j dimensions for any $j \in [a]$.

Step 2: Next, we show that each tree in \mathcal{T} consists of exactly one inner node. Assume towards a contradiction that some tree $T \in \mathcal{T}$ has at least two inner nodes. We now show that in this case there exist a pair of examples with different labels which cannot be distinguished by \mathcal{T} , which implies that \mathcal{T} does not classify (E, λ) . By T_{left} and T_{right} we denote the left and right subtree of T , respectively. Next, we distinguish whether in the root of T a dummy dimension or a choice dimension is cut.

Case 1: Assume that the root of T cuts the dummy dimension d_i . Without loss of generality, we assume that T_{left} contains all examples e with $d_i[e] = 0$ and

that T_{right} contains all examples e with $d_i[e] = 1$.

First, assume that another inner node of T cuts the dummy dimension d_t . Recall that we have $t \neq i$ since each dummy dimension is cut exactly once by \mathcal{T} . Observe that T_{left} contains the choosing example b_i^1 and the verifying example $r_{i,t}^1$ (in the following we assume that $i < t$ since otherwise all arguments can be done with example $r_{i,i}^1$, since only in this case the example exists), and that T_{right} contains the validation example b_{val} and the forcing example r_t . Note that b_t^1 and $r_{i,t}^1$, and also b_{val} and r_t only differ in the dummy dimension d_t . Since in \mathcal{T} dummy dimension d_t is cut exactly once and since this cut is done in some inner node of T , this cut is done either in T_{left} or in T_{right} . In any case, in the remaining subtree T_{left} or T_{right} there are then at least two examples which cannot be distinguished by \mathcal{T} , a contradiction.

Second, assume that another inner node of T cuts a choice- j dimension. Observe that T_{left} contains the forcing example r_i and the choosing example b_i^j , and that T_{right} contains the forcing example r_t and the choosing example b_t^j where t is any number in $[a+1] \setminus \{i\}$. Note that r_i and b_i^j , and also r_t and b_t^j only differ in the choice- j dimensions. Since in \mathcal{T} there is exactly one cut in the choice- j dimensions and since this cut is done in some inner node of T , this cut is done either in T_{left} or T_{right} . In any case, in the remaining subtree T_{left} or T_{right} there are then at least two examples which cannot be distinguished by \mathcal{T} , a contradiction.

Case 2: Assume that the root of T cuts some choice- j dimension d_F^j . Without loss of generality, we assume that T_{left} contains all examples e with $d_F^j[e] = 0$ and that T_{right} contains all examples e with $d_F^j[e] = 1$.

First, assume that another inner node of T cuts the dummy dimension d_t . Observe that T_{left} contains the choosing example b_i^z and the verifying example $r_{i,t}^z$ (similar to Case 1, in the following we assume that $i < t$), and that T_{right} contains the choosing example b_i^j and the verifying example $r_{i,t}^j$. Here, $z \in [a] \setminus \{j\}$ and $i \in [a+1] \setminus \{t\}$. Note that b_i^z and $r_{i,t}^z$, and also b_i^j and $r_{i,t}^j$ only differ in the dummy dimension d_t . Since in \mathcal{T} dummy dimension d_t is cut exactly once and since this cut is done in some inner node of T , this cut is done either in T_{left} or in T_{right} . In any case, in the remaining subtree T_{left} or T_{right} there are then at least two examples which cannot be distinguished by \mathcal{T} , a contradiction.

Second, assume that another inner node of T cuts a choice- z dimension. Recall that we have $z \neq j$ since exactly one cut is done in all choice- j dimensions. Observe that T_{left} contains the forcing example r_i and the choosing example b_i^z where $i \in [a+1]$, and that T_{right} contains the enforcing example b_{enf} and the test example r^z . Note that r_i and b_i^z , and also b_{enf} and r^z only differ in the choice- z dimensions. Since in \mathcal{T} there is exactly one cut in the choice- z dimensions and since this cut is done in some inner node of T , this cut is done either in T_{left} or T_{right} . In any case, in the remaining subtree T_{left} or T_{right} there are then at least two examples which cannot be distinguished by \mathcal{T} , a contradiction.

Hence, we have verified that each tree in \mathcal{T} has exactly one inner node.

Step 3: Since each tree in the ensemble \mathcal{T} has exactly one inner node, we conclude that for each $i \in [a+1]$ the ensemble \mathcal{T} contains a tree which

cuts dummy dimension d_i . Observe that since the validation example b_{val} has label **blue**, since the forcing example r_i has label **red**, and since b_{val} and r_i only differ in dummy dimension d_i , we conclude that by this tree all examples e with $e[d_i] = 0$ are classified as **red** and all examples e with $e[d_i] = 1$ are classified as **blue**.

Since each tree in the ensemble \mathcal{T} has exactly one inner node, we also conclude that for each $j \in [a]$ the ensemble \mathcal{T} contains a tree which cuts exactly one choice- j -dimension. Observe that the forcing example r_i has label **red**, that the choosing example b_i^j has label **blue**, and that r_i and b_i^j only differ in the choice- j dimensions. Here, i is some arbitrary but fixed integer of $[a+1]$. Hence, the tree of the ensemble cutting a choice- j dimensions, say d_F^j , does the following: all examples e with $e[d_F^j] = 0$ are classified as **red** and all examples e with $e[d_F^j] = 1$ are classified as **blue**.

Now, consider the element example b_u for some $u \in \mathcal{U}$. Observe that b_u is classified $a+1-x$ times as **blue** by trees of \mathcal{T} doing cuts in the dummy dimensions. Since \mathcal{T} classifies (E, λ) , we conclude that b_u is classified at least x times as **blue** by trees of \mathcal{T} cutting a choice dimension.

Step 4: Recall that each choice dimension d_F^j for each $j \in [a]$ corresponds to a set $F \in \mathcal{F}$. Let $\mathcal{T}' = \{T^j : j \in [a]\}$ such that T^j cuts the choice dimension $d_{F_j}^j$ for some $j \in [a]$. Note that in T^j all examples corresponding to F_j are assigned label **blue**, and all remaining elements in $\mathcal{U} \setminus F_j$ receive label **red**. According to Step 3, each example b_u for each $u \in \mathcal{U}$ is classified at least x times as **blue** by \mathcal{T}' . Thus, $\mathcal{F}' := \{F_j : j \in [a]\}$ is a solution for $(\mathcal{U}, \mathcal{F}, a, x)$.

Lower Bound: Recall that the construction adds $|\mathcal{U}| + a^3/2 - a^2/2 + 3a + 3$ examples and $a \cdot |\mathcal{U}| + a + 1$ dimensions and is clearly implementable in polynomial time. Thus, if MTES has an algorithm with running time $f(\ell) \cdot 2^{o(\log \ell) \cdot n} \cdot \text{poly}$, then we obtain an algorithm for SET MULTICOVER with running time $f(x) \cdot 2^{o(\log x) \cdot |\mathcal{U}|} \cdot \text{poly}$, a contradiction to the ETH. \square

Now, Theorem 5.5 implies that the running time $(\ell+1)^n \cdot \text{poly}$ of the algorithm in Theorem 5.3 cannot be significantly improved, unless the ETH is wrong.

Our proof of Theorem 5.5 also implies hardness for the larger parameter S and that this hardness holds even if $D = 2$, that is, each feature is binary.

Corollary 5.6. *Solving MINIMUM TREE ENSEMBLE SIZE on instances with binary features in $f(S) \cdot 2^{o(\log S) \cdot n}$ time would contradict the Exponential Time Hypothesis.*

Our proof of Theorem 5.5 also implies hardness for the minimax optimization goal. For this result the proof is simpler, since no argument is needed that each tree in the ensemble has exactly one inner node.

Corollary 5.7. *Solving MINIMAX TREE ENSEMBLE SIZE on instances with binary features and $s = 1$ in $f(\ell) \cdot 2^{o(\log \ell) \cdot n}$ time would contradict the ETH.*

6 Extensions

We now discuss how our algorithmic results can be adapted to more general settings. First, we show how to handle more than two classes. Second we allow up to t misclassifications for the resulting tree in the training data set.

6.1 Non-Binary Classification

Recall that Σ is the set of classes. To adapt the witness-tree algorithm (see Theorem 4.1) for more than two classes, we do the following: In the initialization of the ensemble, for each tree $T \in \mathcal{C}$ we choose an arbitrary example e and try all $|\Sigma|$ possibilities for whether e is correctly classified (as $\lambda(e)$) or not, that is, we test all $|\Sigma| - 1$ possibilities for the class of the leaf in T which contains e . In total, these are $|\Sigma|^\ell$ possibilities. Afterwards, branching works as for 2 classes: First, we select an arbitrary dirty example e . Second, we branch into all possibilities for a tree T of \mathcal{C} where e is currently misclassified and not a witness. Finally, for each such tree T we branch into all important one-step refinements of T introducing e as the new witness. Thus, the running time for branching is independent of the size of Σ . Hence, we derive the following. Interestingly, the running time for MINIMUM DECISION TREE SIZE is independent of Σ .

Proposition 6.1. *For any set Σ of classes, MINIMUM TREE ENSEMBLE SIZE can be solved in $\mathcal{O}(|\Sigma|^\ell \cdot (2\delta DS)^S \cdot S\ell dn)$ time and MINIMAX TREE ENSEMBLE SIZE in $\mathcal{O}(|\Sigma|^\ell \cdot (\delta Dls)^{s\ell} \cdot s\ell^2 dn)$ time.*

Corollary 6.2. *For any set Σ of classes, MINIMUM DECISION TREE SIZE can be solved in $\mathcal{O}((\delta Ds)^s \cdot sdn)$ time.*

Next, we adapt the exponential-time algorithms for a small number of examples of Section 5.1 for $|\Sigma| = 2$ to arbitrary but fixed Σ . Recall that in Lemma 5.1 we first presented a dynamic-programming algorithm to compute for any example subset $E' \subseteq E$ the size of a smallest decision tree classifying all examples in E' as **blue**. Second, we used Lemma 5.1 to show that MINIMUM DECISION TREE SIZE can be solved in $2^n \cdot \text{poly}$ time (Theorem 5.2). Finally, in Theorem 5.3 we used Lemma 5.1 to solve MINIMUM TREE ENSEMBLE SIZE in $(\ell + 1)^n \cdot \text{poly}$ time.

In Lemma 5.1, the dynamic-programming table Q has one entry E^b and one entry E^r such that $Q[E^b, E^r]$ stores the size of a smallest decision tree on $E^b \cup E^r$ where exactly the examples in E^b receive label **blue** and the examples in E^r receive label **red**. Now, in our adaption to general Σ , table Q has $|\Sigma|$ entries, that is, one entry E^i for each $i \in \Sigma$. Furthermore, $Q[E^1, \dots, E^{|\Sigma|}]$ stores the size of a smallest decision tree on the example set $E^1 \cup \dots \cup E^{|\Sigma|}$ where exactly the examples in E^i receive class label i . As before, we fill Q for increasing number of examples. Initially, for each set $E^i \subseteq E$ of examples, we set $Q[\emptyset, \dots, \emptyset, E^i, \emptyset, \dots, \emptyset] = 0$. The recurrence is similar to before: We iterate over all possible dimensions and each possible threshold. Since each entry of Q corresponds to a partition of E into $(|\Sigma| + 1)$ parts ($|\Sigma|$ parts for the entries of Q and one part for the

unused examples), Q has $(|\Sigma| + 1)^n$ entries. Since each entry can be computed in polynomial time, we obtain the following:

Lemma 6.3. *Given a training data set (E, λ) , we can compute in $\mathcal{O}((|\Sigma| + 1)^n \cdot Ddn)$ time for each partition $(E^1, \dots, E^{|\Sigma|})$ of E , the size of a smallest decision tree T such that exactly the examples in E^i receive class label i .*

Lemma 6.3 directly implies a $(|\Sigma| + 1)^n \cdot \text{poly}$ time algorithm for MINIMUM DECISION TREE SIZE. Similarly to Theorem 5.2, we show that this running time can be significantly improved. Interestingly, the resulting running time is independent of Σ . Furthermore, due to Theorem 4.4, an algorithm with running time $(2 - \varepsilon)^n$ for any $\varepsilon > 0$ is not possible unless the Set Cover Conjecture is wrong.

Theorem 6.4. *For any set Σ of classes, MINIMUM DECISION TREE SIZE can be solved in $\mathcal{O}(2^n \cdot Ddn)$ time.*

Proof. We use the algorithm from Lemma 6.3, but now we restrict the table such that it contains only those entries $Q[E^1, \dots, E^{|\Sigma|}]$ where E^i is a subset of the examples in class i of the input. The initialization, the recurrence, and the solution can be computed analogously. Similar to Theorem 5.2, the algorithm remains correct since the solution trees for DTS do not have misclassifications. As for the running time, observe that the number of entries is $\mathcal{O}(2^{a_1} \cdot 2^{a_2} \dots 2^{a_{|\Sigma|}})$, where a_i is the number of examples of class i in the input. This yields the claimed bound because $a_1 + a_2 + \dots + a_{|\Sigma|} = n$. \square

The dynamic-programming recurrence of Theorem 5.3 works analogously for more than two classes. The only distinction is the running-time bound; now we have a factor of $(|\Sigma| + 1)^n$ instead of 3^n for the preprocessing. Thus, we obtain the following.

Theorem 6.5. *For any set Σ of classes and for $\ell > 1$, we can solve MINIMUM TREE ENSEMBLE SIZE in $\mathcal{O}((|\Sigma| + 1) \cdot (\ell + 1)^n \cdot Ddn)$ time.*

6.2 Error Minimization

Now, we focus on generalizations where up to t misclassifications are allowed. Note that [18] studied the special case of our generalization where the ensemble has size 1, that is, $\ell = 1$. Formally, we study the following problem:

MINIMUM (ERROR, SIZE) TREE ENSEMBLE (MESTE)

Instance: A training data set (E, λ) , a number ℓ of trees, a size bound S , and a bound t on the number of misclassifications.

Question: Is there a tree ensemble of overall size at most S that classifies (E, λ) except at most t examples?

We denote the special case of $\ell = 1$ as MINIMUM (ERROR, SIZE) TREE (MEST). In the problem variant MINIMAX (ERROR, SIZE) TREE ENSEMBLE (MMXTES), instead of S , we are given an integer s and we ask whether there

is a tree ensemble that classifies (E, λ) except at most t examples, and that contains exactly ℓ trees, each of which has size at most s .

First, we adapt Theorem 4.1 to MESTE: The initialization can be done analogously. For branching, it is now not sufficient to choose a dirty example e and branch on all important one-step refinements since in the final ensemble, e might be misclassified. Thus, we need to pick an arbitrary set of $(t + 1)$ dirty examples and branch for each of them in all possible important one-step refinements. Thus, we obtain the following.

Proposition 6.6. MINIMUM (ERROR, SIZE) TREE ENSEMBLE *can be solved in $\mathcal{O}((4(t + 1)\delta DS)^S \cdot S\ell dn)$ time and MINIMAX (ERROR, SIZE) TREE ENSEMBLE in $\mathcal{O}(2^\ell \cdot ((t + 1)\delta D\ell s)^{s\ell} \cdot s\ell^2 dn)$ time.*

Corollary 6.7. *For any Σ , MINIMUM (ERROR, SIZE) TREE can be solved in $\mathcal{O}((t + 1)\delta Ds)^s \cdot sdn)$ time.*

Very recently, it was shown that MEST is FPT for $t + s + \delta$ [18, Theorem 2] and that MEST is W[1]-hard for s , even if $\delta \leq 3$ [18, Theorem 1]. The FPT-algorithm for $t + s + \delta$ requires some enumeration steps which are infeasible in practice. Our algorithm behind Corollary 6.7 additionally requires parameter D , but is a branch-and-bound algorithm which is more easily amenable for heuristic improvements.

Next, we focus on the algorithms with exponential dependence on the number n of examples. Observe that Lemma 5.1 and Theorem 5.2 are also valid for MINIMUM (ERROR, SIZE) TREE : The initialization and the updates of table Q are performed analogously to Lemma 5.1. In Lemma 5.1, where the aim is to not have any misclassifications, the result is the unique entry of Q where each blue example is contained in E_b and each red example is contained in E_r . Now, since we allow up to t misclassifications, we need to consider the minimal value of Q where at most t examples are misclassified. Formally, the result of the dynamic-programming algorithm is

$$\min_{(E_1^*, E_2^*, \dots, E_{|\Sigma|}^*)} Q(E_1^*, E_2^*, \dots, E_{|\Sigma|}^*)$$

where $(E_1^*, E_2^*, \dots, E_{|\Sigma|}^*)$ is a partition of E and all examples in E_i^* receive label i such that for at most t elements e the label of e with respect to $(E_1^*, E_2^*, \dots, E_{|\Sigma|}^*)$ is different from the class label of e . Thus, we obtain the following:

Corollary 6.8. MINIMUM (ERROR, SIZE) TREE *can be solved in $\mathcal{O}(3^n \cdot Ddn)$ time.*

Note that this dynamic programming approach can also be used to give other sets of Pareto-optimal trees for the trade-off between size and essentially any type of efficiently computable classification error, for example precision, recall, or F_1 -score. Formally, let α be a minimal threshold one aims to achieve for one of these scores. Then, the result of the dynamic-programming algorithm can be found in the entry

$$\min_{(E_1^*, E_2^*, \dots, E_{|\Sigma|}^*)} Q(E_1^*, E_2^*, \dots, E_{|\Sigma|}^*)$$

where $(E_1^*, E_2^*, \dots, E_{|\Sigma|}^*)$ is a partition of E and all examples in E_i^* receive label i such that this partition achieves score at least α .

Theorem 5.3 can be adapted for MINIMUM (ERROR, SIZE) TREE ENSEMBLE as follows: The initialization and the updates are computed similarly. The result of the dynamic-programming algorithm is the minimal value of each entry $R[c, \ell]$ where c is a vector with at most t entries which are smaller than $\lceil \ell/2 \rceil$. Thus, we obtain the following.

Proposition 6.9. *For $\ell > 1$, one can solve MINIMUM (ERROR, SIZE) TREE ENSEMBLE in $\mathcal{O}((\ell + 1)^n \cdot Ddn)$ time.*

Furthermore, we note that the generalizations to more than two classes and up to t misclassifications can be combined. Our adaptations for the individual generalizations can be straightforwardly combined to yield algorithms for these problems.

6.3 Enumeration

Finally, we remark that our algorithms to find a minimum tree ensemble which classifies (E, λ) correctly (Theorems 4.1, 5.2 and 5.3) and our adaptations for more than two classes (Proposition 6.6 and Theorems 6.4 and 6.5) and for up to t errors (Propositions 6.6 and 6.9 and Corollary 6.8) not only can be used to find *one* solution, instead they can also be used to enumerate *all* solutions.

For the witness-tree algorithm and its adaptations we do not terminate if a solution is detected, instead we continue to search the entire search space until all solutions are detected. Furthermore, we let the algorithm run for each possible tree size up to s . For the dynamic-programming approach, we again compute all entries of the table and then output all trees corresponding to entries where (E, λ) is classified (except at most t examples, if we allow up to t errors) which have size at most s .

7 Outlook

We conclude by mentioning a few avenues for possible future research. Our results are theoretical and need to be practically verified. The natural next step is to empirically evaluate the proposed algorithms with respect to their running time and memory consumption. As the witness-tree algorithm applies not only to ensembles but also to plain decision trees, it is interesting to see a comparison to the state-of-the-art in computing minimum-size decision trees. After such evaluations, it is interesting to explore the trade offs that minimum-size ensembles offer on practical benchmark data sets between their sizes and accuracy on validation data. In particular, it would be interesting to see a comparison of the random-forest approach [6] of computing trees on subsets of the training data to obtain an ensemble of decision trees versus globally optimizing the size of an ensemble.

On the theory-side we think the following directions are worth exploring.

First, consider computing minimum-size ensembles: In Theorem 4.1, we showed that MINIMUM TREE ENSEMBLE SIZE and MINIMAX TREE ENSEMBLE SIZE are both fixed-parameter tractable when parameterized by δ (the maximum number of dimensions in which a pair of differently labeled examples differ), D (the domain size), S and s (the total tree ensemble size and the maximum size of a tree in the ensemble, respectively), and ℓ (the number of trees in the ensemble), respectively. It would be interesting to investigate the problem for strictly smaller parameterizations. Of course, lower bounds for MINIMUM DECISION TREE SIZE also apply to MTES and MMAXTES. Hence, these two problems are $W[2]$ -hard with respect to (D, S, ℓ) and (D, s, ℓ) , respectively, and NP-hard for constant values of (δ, D, ℓ) . This leaves the parameterized complexity of MTES for (δ, S) and of MMAXTES for (δ, s, ℓ) as open problems. Perhaps one can use the techniques of [15] who showed that related parameterizations lead to tractability for computing minimum-size decision trees.

Second, we have mostly focused on the complexity with respect to standard parameters of the problems. It would be interesting to explore more fine-grained structural parameters that capture further properties of the input data, such as the distribution of examples in space or how well examples are separated into classes. Such properties may lead to tractability if they are not present in the hardness constructions that we have given. [12] considered a structural parameter called rankwidth which is motivated from a theoretical point of view but it would be interesting to use or formulate parameters that stem from practical data.

Finally, an important ingredient to lots of practically relevant exact algorithms is data reduction. Parameterized algorithms allow to capture efficient data reduction in terms of so-called polynomial-size problem kernels. A polynomial-size problem kernel for a specific parameter, such as the desired solution size, is a polynomial-time algorithm that takes an instance for the problem at hand as input and shrinks this instance to a size that is bounded by a polynomial in the parameter. (For details on kernelization, we refer to textbooks [17, 11].) [18] began exploring the existence of polynomial problem kernels for computing minimum-size decision trees with mostly negative results for standard parameters. Here it is again interesting to consider structural parameters instead but even preprocessing algorithms without an a priori theoretical guarantee could be of practical interest.

References

- [1] Gaël Aglin, Siegfried Nijssen, and Pierre Schaus. Learning optimal decision trees using caching branch-and-bound search. In *Proceedings of the 34th Conference on Artificial Intelligence (AAAI '20)*, pages 3146–3153. AAAI Press, 2020.
- [2] Florent Avellaneda. Efficient inference of optimal decision trees. In *Proceedings of the 34th AAAI Conference on Artificial Intelligence (AAAI '20)*, pages 3195–3202, 2020. doi:10.1609/aaai.v34i04.5717.

- [3] Christian Bessiere, Emmanuel Hebrard, and Barry O’Sullivan. Minimising decision tree size as combinatorial optimisation. In *Proceedings of the 15th International Conference on Principles and Practice of Constraint Programming (CP ’09)*, volume 5732 of *Lecture Notes in Computer Science*, pages 173–187. Springer, 2009.
- [4] Christian Bessiere, Emmanuel Hebrard, and Barry O’Sullivan. Minimising decision tree size as combinatorial optimisation. In *Proceedings of the 15th International Conference on Principles and Practice of Constraint Programming (CP ’09)*, pages 173–187, 2009. doi:10.1007/978-3-642-04244-7_16.
- [5] Marthe Bonamy, Łukasz Kowalik, Michał Pilipczuk, Arkadiusz Socała, and Marcin Wrochna. Tight lower bounds for the complexity of multicoloring. *ACM Transactions on Computation Theory*, 11(3):1–19, 2019. doi:10.1145/3313906.
- [6] Leo Breiman. Random forests. *Machine Learning*, 45(1):5–32, 2001. doi:10.1023/A:1010933404324.
- [7] Emilio Carrizosa, Cristina Molero-Río, and Dolores Romero Morales. Mathematical optimization in classification and regression trees. *TOP*, 29(1):5–33, 2021. doi:10.1007/s11750-021-00594-1.
- [8] Jianer Chen, Xiuzhen Huang, Iyad A. Kanj, and Ge Xia. Strong computational lower bounds via parameterized complexity. *Journal of Computer and System Sciences*, 72(8):1346–1367, 2006. doi:10.1016/j.jcss.2006.04.007.
- [9] Vinícius G. Costa and Carlos Eduardo Pedreira. Recent advances in decision trees: An updated survey. *Artificial Intelligence Review*, 56(5):4765–4800, 2023.
- [10] Marek Cygan, Holger Dell, Daniel Lokshtanov, Dániel Marx, Jesper Nederlof, Yoshio Okamoto, Ramamohan Paturi, Saket Saurabh, and Magnus Wahlström. On problems as hard as CNF-SAT. *ACM Trans. Algorithms*, 12(3):41:1–41:24, 2016.
- [11] Marek Cygan, Fedor V. Fomin, Łukasz Kowalik, Daniel Lokshtanov, Dániel Marx, Marcin Pilipczuk, Michał Pilipczuk, and Saket Saurabh. *Parameterized Algorithms*. Springer, 2015. doi:10.1007/978-3-319-21275-3.
- [12] Konrad K. Dabrowski, Eduard Eiben, Sebastian Ordyniak, Giacomo Paesani, and Stefan Szeider. Learning small decision trees for data of low rank-width. In *Proceedings of the 38th Conference on Artificial Intelligence (AAAI ’24)*, pages 10476–10483. AAAI Press, 2024. doi:10.1609/AAAI.V38I9.28916.
- [13] Emir Demirović, Anna Lukina, Emmanuel Hebrard, Jeffrey Chan, James Bailey, Christopher Leckie, Kotagiri Ramamohanarao, and Peter J Stuckey.

- Murtree: Optimal decision trees via dynamic programming and search. *Journal of Machine Learning Research*, 23:1–47, 2022.
- [14] Rodney G. Downey and Michael R. Fellows. *Fundamentals of Parameterized Complexity*. Springer, 2013. doi:10.1007/978-1-4471-5559-1.
- [15] Eduard Eiben, Sebastian Ordyniak, Giacomo Paesani, and Stefan Szeider. Learning small decision trees with large domain. In *Proceedings of the 32nd International Joint Conference on Artificial Intelligence (IJCAI '23)*. International Joint Conferences on Artificial Intelligence Organization, 2023.
- [16] J. Flum and M. Grohe. *Parameterized Complexity Theory*. Springer, 2006. doi:10.1007/3-540-29953-X.
- [17] Fedor V. Fomin, Daniel Lokshtanov, Saket Saurabh, and Meirav Zehavi. *Kernelization: Theory of Parameterized Preprocessing*. Cambridge University Press, 2019. doi:10.1017/9781107415157.
- [18] Harmender Gahlawat and Meirav Zehavi. Learning small decision trees with few outliers: A parameterized perspective. In *Proceedings of the 38th AAAI Conference on Artificial Intelligence (AAAI '24)*, pages 12100–12108. AAAI Press, 2024.
- [19] Georg Gottlob, Francesco Scarcello, and Martha Sideri. Fixed-parameter complexity in AI and nonmonotonic reasoning. *Artificial Intelligence*, 138(1-2):55–86, 2002. doi:10.1016/S0004-3702(02)00182-0.
- [20] Laurent Hyafil and Ronald L. Rivest. Constructing optimal binary decision trees is NP-complete. *Information Processing Letters*, 5(1):15–17, 1976. doi:10.1016/0020-0190(76)90095-8.
- [21] Russell Impagliazzo and Ramamohan Paturi. On the complexity of k -SAT. *Journal of Computer and System Sciences*, 62(2):367–375, 2001. doi:10.1006/jcss.2000.1727.
- [22] Russell Impagliazzo, Ramamohan Paturi, and Francis Zane. Which problems have strongly exponential complexity? *Journal of Computer and System Sciences*, 63(4):512–530, 2001. doi:10.1006/jcss.2001.1774.
- [23] Mikolás Janota and António Morgado. SAT-based encodings for optimal decision trees with explicit paths. In *Proceedings of the 23rd International Conference on Theory and Applications of Satisfiability Testing (SAT '20)*, volume 12178, pages 501–518. Springer, 2020.
- [24] Stephen G. Kobourov, Maarten Löffler, Fabrizio Montecchiani, Marcin Pilipczuk, Ignaz Rutter, Raimund Seidel, Manuel Sorge, and Jules Wulms. The influence of dimensions on the complexity of computing decision trees. In *Proceedings of the 37th AAAI Conference on Artificial Intelligence (AAAI '22)*, pages 8343–8350. AAAI Press, 2023.

- [25] Christian Komusiewicz, Rolf Niedermeier, and Johannes Uhlmann. Deconstructing intractability—a multivariate complexity analysis of interval constrained coloring. *Journal of Discrete Algorithms*, 9(1):137–151, 2011. doi:10.1016/j.jda.2010.07.003.
- [26] Vrushali Y Kulkarni and Pradeep K Sinha. Random forest classifiers: A survey and future research directions. *International Journal of Advanced Computing*, 36:1144–1153, 2013.
- [27] John W Moon and Leo Moser. On cliques in graphs. *Israel Journal of Mathematics*, 3(1):23–28, 1965. doi:10.1007/BF02760024.
- [28] Nina Narodytska, Alexey Ignatiev, Filipe Pereira, and João Marques-Silva. Learning optimal decision trees with SAT. In *Proceedings of the 27th International Joint Conference on Artificial Intelligence (IJCAI '18)*, pages 1362–1368. ijcai.org, 2018. doi:10.24963/ijcai.2018/189.
- [29] Rolf Niedermeier. *Invitation to Fixed-Parameter Algorithms*. Oxford University Press, 2006.
- [30] Siegfried Nijssen and Élisabeth Fromont. Optimal constraint-based decision tree induction from itemset lattices. *Data Mining and Knowledge Discovery*, 21(1):9–51, 2010.
- [31] Sebastian Ordyniak, Giacomo Paesani, Mateusz Rychlicki, and Stefan Szeider. A general theoretical framework for learning smallest interpretable models. In Michael J. Wooldridge, Jennifer G. Dy, and Sriraam Natarajan, editors, *Proceedings of the 38th AAAI Conference on Artificial Intelligence (AAAI '24)*, pages 10662–10669. AAAI Press, 2024.
- [32] Sebastian Ordyniak and Stefan Szeider. Parameterized complexity of small decision tree learning. In *Proceedings of the 35th AAAI Conference on Artificial Intelligence (AAAI '21)*, pages 6454–6462, 2021. doi:10.1609/aaai.v35i7.16800.
- [33] Lior Rokach. Decision forest: Twenty years of research. *Information Fusion*, 27:111–125, 2016. doi:10.1016/j.inffus.2015.06.005.
- [34] André Schidler and Stefan Szeider. Sat-based decision tree learning for large data sets. *J. Artif. Intell. Res.*, 80:875–918, 2024.
- [35] Pouya Shati, Eldan Cohen, and Sheila A. McIlraith. SAT-based optimal classification trees for non-binary data. *Constraints - An International Journal*, 28(2):166–202, 2023.
- [36] Christino Tamon and Jie Xiang. On the boosting pruning problem. In *Proceedings of the 11th European Conference on Machine Learning (ECML '00)*, pages 404–412, 2000. doi:10.1007/3-540-45164-1_41.

- [37] A. Verikas, A. Gelzinis, and M. Bacauskiene. Mining data with random forests: A survey and results of new tests. *Pattern Recognition*, 44(2):330–349, 2011. doi:10.1016/j.patcog.2010.08.011.
- [38] Sicco Verwer and Yingqian Zhang. Learning optimal classification trees using a binary linear program formulation. In *Proceedings of the 33rd AAAI Conference on Artificial Intelligence (AAAI '19)*, pages 1625–1632. AAAI Press, 2019.
- [39] Thibaut Vidal and Maximilian Schiffer. Born-again tree ensembles. In *Proceedings of the 37th International Conference on Machine Learning (ICML '20)*, pages 9743–9753, 2020.