
MultiSum: A Dataset for Multimodal Summarization and Thumbnail Generation of Videos

Jielin Qiu^{1,2}, Jiacheng Zhu¹, William Han¹, Aditesh Kumar¹, Karthik Mittal¹, Claire Jin¹, Zhengyuan Yang², Linjie Li², Jianfeng Wang², Bo Li³, Ding Zhao¹, Lijuan Wang²

¹Carnegie Mellon University, ²Microsoft Azure AI, ³University of Illinois Urbana-Champaign
{jielinq, jzhu4, wjhan, dingzhao}@andrew.cmu.edu, lbo@illinois.edu
{zhengyang, lindsey.li, jianfw, lijuanw}@microsoft.com

Abstract

Multimodal summarization with multimodal output (MSMO) has emerged as a promising research direction. Nonetheless, numerous limitations exist within existing public MSMO datasets, including insufficient upkeep, data inaccessibility, limited size, and the absence of proper categorization, which pose significant challenges to effective research. To address these challenges and provide a comprehensive dataset for this new direction, we have meticulously curated the **MultiSum** dataset. Our new dataset features (1) Human-validated summaries for both video and textual content, providing superior human instruction and labels for multimodal learning. (2) Comprehensively and meticulously arranged categorization, spanning 17 principal categories and 170 subcategories to encapsulate a diverse array of real-world scenarios. (3) Benchmark tests performed on the proposed dataset to assess varied tasks and methods, including *video temporal segmentation*, *video summarization*, *text summarization*, and *multimodal summarization*. To champion accessibility and collaboration, we release the **MultiSum** dataset and the data collection tool as fully open-source resources, fostering transparency and accelerating future developments. Our project website can be found at <https://multisum-dataset.github.io/>.

1 Introduction

Multimodal summarization with multimodal output (MSMO) is an emerging research topic spurred by advancements in multimodal learning [109, 54, 31, 8, 26, 18] and the increasing demand for real-world applications such as medical reporting [42], educational materials [66], and social behavior analysis [44]. The majority of MSMO studies focus on video data and text data, aiming to select the most informative visual keyframes and condense the text content into key points. In this study, we focus on MSMO, which integrates both visual and textual information to provide users with comprehensive and representative summaries to enhance user experience [109, 38, 16, 18].

Despite the respective accomplishments of conventional unimodal summarization techniques on video data [97, 106, 68, 110, 61, 102, 30] and text data [52, 11, 53, 48, 104], multimodal summarization continues to pose challenges due to a number of complexities. (1) The intricate nature of multimodal learning necessitates an algorithm capable of exploiting correlated information across different modalities, (2) There is a scarcity of appropriate multimodal datasets that reliably exhibit cross-modal correlations across diverse categories, and (3) There exists a gap in comprehensive evaluation protocols that accurately reflect the efficacy of MSMO methods in terms of their performance on both intermediate interpretations and downstream tasks.

Merging existing video and text datasets appears to be a feasible approach. However, assuring the presence of cross-modal correlations proves challenging [54], not to mention the absence of necessary

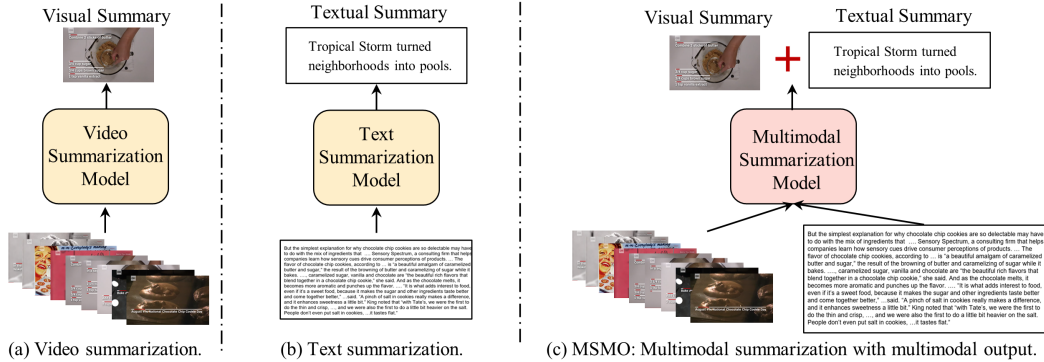


Figure 1: Task comparison of traditional video summarization, text summarization, and the new MSMO (multimodal summarization with multimodal output) task.

human verification [59], a vital element in machine learning research. Furthermore, the existing datasets pose several issues, such as inadequate maintenance leading to data unavailability, limited size, and lack of categorization. To address these concerns and offer a comprehensive dataset for this area of study, we have undertaken the task of collecting a new dataset, which we have named **MultiSum**. Our contributions are summarised as follows:

- **A new MSMO dataset** Introducing MultiSum, our newly curated MSMO dataset, specifically designed to cater to a wide range of tasks, with a particular emphasis on MSMO. This extensive dataset offers abundant information that serves as solid support for various research endeavors.
- **Diverse categorization** Within the MultiSum dataset, we have meticulously gathered videos spanning 17 primary categories. Each of these main categories further comprises 10 distinct subcategories, culminating in a grand total of 170 subcategories. This comprehensive categorization ensures that the MultiSum dataset is exceptionally representative and encompasses a wide range of content.
- **New benchmark** Across a diverse array of tasks, our results can be regarded as a benchmark on this novel real-world dataset.
- **Accessibility** We open-source the MultiSum dataset and the corresponding data collection tool with CC BY-NC-SA License at <https://multisum-dataset.github.io/>.

2 Related Work

Unimodal Summarization typically comprises video summarization and text summarization. Video summarization involves extracting key moments that summarize the content of a video by selecting the most informative and essential parts. Traditional video summarization methods primarily rely on visual information. However, recent advancements have introduced category-driven or supervised approaches that generate video summaries by incorporating video-level labels, thereby enhancing the summarization process [78, 106, 89, 107, 21, 55]. Text Summarization involves processing textual metadata, such as documents, articles, tweets, and more, as input, and generating concise textual summaries. The quality of generated summaries has recently been significantly improved through fine-tuning pre-trained language models [41, 100].

Multimodal Summarization explored multiple modalities for summary generation. [58, 92, 87, 15] learned the relevance or mapping in the latent space between different modalities. In addition to only generating visual summaries, [37, 3, 109] generated textual summaries by taking audio, transcripts, or documents as input along with videos or images, using seq2seq model [79] or attention mechanism [5]. The methods above explored using multiple modalities' information to generate single modality output, either textual or visual summary. Recent trends on the MSMO task have also drawn much attention [109, 49, 17, 15, 63, 98, 64, 101, 25]. The most significant difference between multimodal summarization and MSMO lies in the inclusion of multiple modalities in the output. (More related work can be found in Appendix F.)

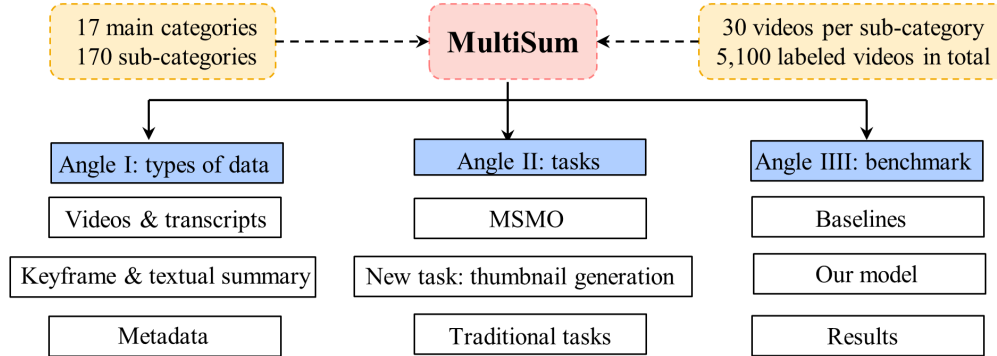


Figure 2: The design of the proposed MultiSum dataset is driven by research and application needs.

Table 1: Comparison of the modality of different summarization tasks and datasets. The difference between traditional multimodal summarization and MSMO is that traditional multimodal summarization still outputs a single-modality summary, while MSMO outputs both modalities’ summaries. Public avail. means whether the data is still publicly available and valid. Structural summary means available summaries of each segment, not just for the whole video.

Tasks	Datasets	Input		Output		Public Avail.	Categorization	Structural Sum.
		Visual	Textual	Visual	Textual			
Video	TVSum [77]	✓	✗	✓	✗	✓	✗	✓
	SumMe [20]	✓	✗	✓	✗	✓	✗	✓
Textual	X-Sum [56]	✗	✓	✗	✓	✓	✗	✗
	Pubmed [73]	✗	✓	✗	✓	✓	✗	✗
Multimodal	How2 [70]	✓	✓	✓	✗	✓	✗	✗
	AVIATE [3]	✓	✓	✗	✓	✓	✗	✗
	Daily Mail [109]	✓	✓	✗	✗	✓	✗	✗
MSMO	VMSMO [49]	✓	✓	✓	✓	✗	✗	✗
	MM-AVS [15]	✓	✓	✓	✓	✓	✗	✗
	MultiSum (Ours)	✓	✓	✓	✓	✓	✓	✓

3 Angle I: types of data – MultiSum Dataset

3.1 Data Collection

In light of the aforementioned challenges inherent in the existing MSMO datasets, we propose a novel dataset named MultiSum to address these issues comprehensively and effectively. Our approach involved the collection of a multimodal dataset, primarily sourced from a diverse range of untrimmed videos from YouTube. The collected dataset comprises a rich set of information, including video files and transcripts, accompanied by corresponding video metadata. Additionally, temporal boundaries were meticulously recorded for each segment within the videos. Furthermore, for each segment, we obtained both video summaries and text summaries. It is worth noting that these summaries were directly provided by the authors of the respective videos, ensuring their authenticity and reliability. Moreover, the dataset incorporates comprehensive video metadata, such as titles, authors, URLs, categories, subcategories, and so on. By gathering this diverse range of multimodal data and leveraging the ground-truth video and text summaries provided by the original content creators, we aim to create a valuable and reliable resource.

Fidelity Given the limited availability of fully annotated videos with complete and non-missing video summaries and text summaries, we resorted to a manual collection of videos that satisfied all the specified criteria. The meticulous nature of this process ensured that only videos meeting the stringent requirements were included in the dataset. To illustrate the disparities between different tasks and datasets in terms of modalities, we provide a comprehensive comparison in Table 1. For instance, traditional video or text summarization datasets typically encompass either visual or textual information exclusively. While there are datasets available for traditional multimodal summarization, where multiple modalities are used as input, they still produce single-modality summaries. In contrast, the MSMO dataset holds significant value in real-world applications, as it requires multimodal inputs and provides summaries containing both visual and textual elements. Consequently, the



Figure 3: The 17 main categories of the MultiSum dataset, where each main category contains 10 subcategories, resulting in 170 subcategories in total. More details are listed in Table 7.

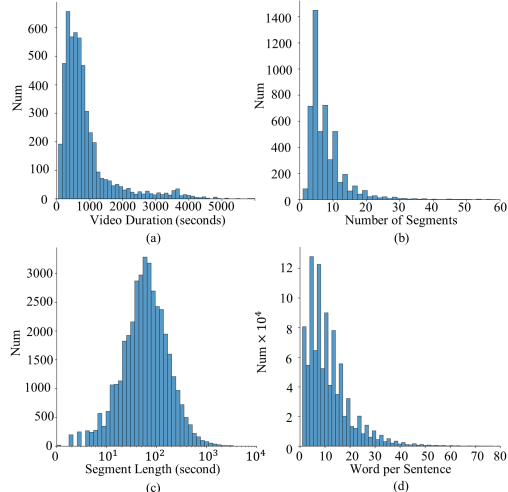


Figure 4: The statistics of the MultiSum dataset, which show the distribution of (a) video duration; (b) number of segments per video; (c) segment duration; (d) number of words per sentence.

Table 2: Comparison with existing video summarization and multimodal summarization datasets.

	SumMe [20]	TVSum [77]	OVP [4]	CNN [17]	Daily Mail [17]	Ours
Source	YouTube	YouTube	YouTube	News	News	YouTube
Number of Data	25	50	50	203	1,970	5,100
Total Video Duration (Hours)	1.0	3.5	1.3	7.1	44.2	1229.9
Average Video Duration (mins)	2.4	3.9	1.6	2.1	1.4	14.5
Max Video Duration (mins)	5.4	10.8	3.5	6.9	4.8	115.4
Min Video Duration (mins)	0.5	1.4	0.8	0.3	0.4	1.0
Total Number of Text Tokens	–	–	–	0.2M	1.3M	11.2M
Avg. Keyframes per video	44	70	9.6	7.1	2.9	7.8
Avg. Text Summary Length	–	–	–	29.7	59.6	21.69
Number of Classes	25	10	7	–	–	170

collection process for this dataset necessitates acquiring all the requisite information, resulting in a time-consuming endeavor.

Human Verification Notably, every video in the MultiSum dataset undergoes manual verification to ensure high-quality data that fulfills all the specified requirements. For the fidelity verification process, five human experts (3 male and 2 female) each spent 30 days watching the collected videos, understanding the content, and verifying the annotations. The annotators were instructed to pay specific attention to the quality of segmentation boundaries, visual keyframes, and textual summaries. The pre-filtered size of the dataset is 6,800 (40 videos per subcategory). After manual verification and filtering, only 30 of 40 are preserved to ensure the quality, resulting in the current size of 5,100 (30 videos per subcategory).

Diversity During the dataset creation process, we extensively examined existing video datasets such as [47, 108] for reference. Subsequently, we carefully selected 17 main categories to ensure comprehensive coverage of diverse topics. These main categories encompass a wide range of subjects, including *animals, education, health, travel, movies, cooking, job, electronics, art, personal style, clothes, sports, house, food, holiday, transportation, and hobbies*. Each main category is further divided into 10 subcategories based on the popularity of Wikipedia, resulting in a total of 170 subcategories. To illustrate the subcategories associated with each main category, please refer to Figure 3 and Table 7 (in the Appendix). For a more detailed view, a high-resolution version of Figure 3 can be found in Appendix A. To ensure the dataset’s representativeness and practicality, we imposed certain criteria for video inclusion. Specifically, we only collected videos that were longer than 1 minute in duration while also ensuring that the maximum video duration did not exceed 120 minutes. Adhering to these guidelines allows a balance between capturing sufficient content in each video and preventing excessively lengthy videos from dominating the dataset. In total, our dataset

comprises 170 subcategories and a grand total of 5,100 videos, all carefully selected to encompass a wide range of topics and characteristics.

3.2 Statistics of the Dataset

Figure 4 presents a comprehensive analysis of the MultiSum dataset’s statistics. In Figure 4(a), we delve into the distribution of video durations, revealing the average duration spans approximately 15 minutes. In Figure 4(b), we show the distribution of the number of segments per video. The graph in Figure 4(c) captures the distribution of segment durations, showcasing an intriguing resemblance to the Gaussian distribution with an approximate mean of 80 seconds. Figure 4(d) shows the distribution of the number of words per sentence.

3.3 Comparison with Existing Datasets

Table 2 presents a comparison between our MultiSum dataset and existing video datasets. In contrast to standard video summarization datasets such as SumMe [20], TVSum [77], and OVP [4], our dataset, MultiSum, stands out in several aspects. Firstly, the existing datasets lack textual data, whereas MultiSum incorporates both video and textual information. Additionally, while the number of videos in SumMe, TVSum, and OVP is under 50, MultiSum contains a substantial collection of 5,100 videos. Furthermore, the average duration of the videos in the aforementioned datasets is less than 4 minutes, whereas the videos in MultiSum have an average duration of 14.5 minutes. Moreover, MultiSum provides a significantly larger number of segments/keyframes per video compared to these standard datasets, making it more suitable for real-world applications. Comparing MultiSum with other MSMO datasets like CNN and Daily Mail [17], we find that our dataset first surpasses them in terms of the number of videos. Furthermore, CNN and Daily Mail datasets were not curated based on specific classes; instead, the data was randomly downloaded, resulting in a lack of representativeness. In contrast, MultiSum was carefully designed with 17 main categories and 170 subcategories, making it highly representative and practical. Although there are other MSMO datasets like VMSMO [49], we did not include them in the comparison table due to a large portion of the video links no longer be valid. Therefore, MultiSum stands out as a comprehensive and reliable dataset for multimodal summarization tasks. The key distinguishing features of MultiSum can be summarized as follows:

- MultiSum offers an extensive and large-scale multimodal video dataset, comprising an impressive collection of 5,100 human-annotated videos.
- The dataset showcases a remarkable range of untrimmed videos, varying in duration from concise 1-minute clips to extensive recordings spanning up to 115 minutes. This diversity allows for a comprehensive exploration of different video lengths and content complexities.
- MultiSum’s strength lies in its meticulously crafted main category and subcategory groups, which exhibit an exceptional level of richness and granularity. With a keen focus on real-world applicability, these categories are thoughtfully designed to encapsulate the diverse facets and contexts of video data, ensuring relevance across a wide array of domains.
- To guarantee the highest quality and integrity of the dataset, MultiSum undergoes rigorous manual verification. This meticulous process ensures that all modalities and information within the dataset are accurately annotated and readily accessible.

4 Benchmark and Models

4.1 Problem Formulation

The formulation of the MSMO task can be expressed as follows. A video and its corresponding transcripts are denoted as a pair (V, X) . The video input, represented by V , consists of a sequence of frames: $V = (v_1, v_2, \dots, v_N)$. The corresponding transcripts, denoted as X , are a sequence of sentences: $X = (x_1, x_2, \dots, x_M)$. Note that M may not equal N due to one sentence per frame is not guaranteed in real-world videos. It is assumed that each video has a sequence of ground-truth textual summary, denoted as $Y = (y_1, y_2, \dots, y_L)$, and a sequence of ground-truth keyframe represented by $P = (p_1, p_2, \dots, p_L)$, where L is the number of segments. The objective of the MSMO task is to generate textual summaries \hat{Y} that capture the main points of the video, and select keyframes \hat{P} from V to be the visual summaries.

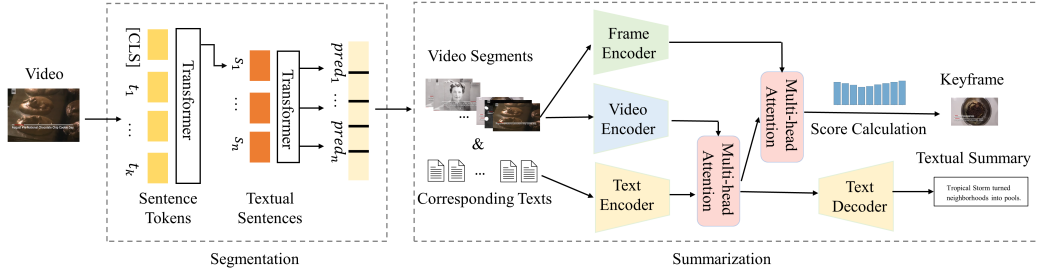


Figure 5: An overview of our model.

4.2 Existing Methods

In order to conduct a thorough performance evaluation, we selected a set of established methods as our baselines. These baselines are chosen based on the public availability of official implementations, ensuring reliable and reproducible results. The selected baseline methods encompass:

- For Video Temporal Segmentation: Histogram Intersect [35], Moment Invariant [27], Twin Comparison [94], PySceneDetect [7], and LGSS [67].
- For Video Summarization: Uniform Sampling [29], K-means Clustering [22], Scale Invariant Feature Transform (SIFT) [50], VSUMM [12], and Keyframe Extraction [28].
- For Text Summarization: BERT2BERT [82], BART [36] (BART-large-CNN and BART-large-XSUM), Distilbart [74], T5 [65], Pegasus [96], and LED [6].

More details of the baselines within the benchmark can be found in Appendix D.

4.3 Our Method

Due to the absence of publicly available implementations for MSMO methods in the existing literature, we propose a novel and practical approach to augment the MSMO baseline. Our method, which we have made accessible on our website, comprises two modules: segmentation and summarization. Our model is depicted in Figure 9 in Appendix C.

Segmentation Module The primary objective of the segmentation module is to partition a given video into smaller segments based on the underlying content. This module operates by leveraging the entire transcript associated with the video, employing a contextual understanding of the text. For the segmentation module, we adopted a hierarchical BERT architecture, which has demonstrated state-of-the-art performance [43]. It comprises two transformer encoders. The first encoder focuses on sentence-level encoding, while the second encoder handles paragraph-level encoding. The first encoder encodes each sentence independently using $BERT_{LARGE}$ and then feeds the encoded embeddings into the second encoder. Notably, all sequences commence with a special token [CLS] to facilitate encoding at the sentence level. If a segmentation decision is made at the sentence level, the [CLS] token is utilized as input for the second encoder, which enables inter-sentence relationships to be captured through cross-attention mechanisms. This enables a cohesive representation of the entire transcript, taking into account the contextual dependencies between sentences.

Summarization Module Upon segmenting the video, each video segment becomes the input to the summarization module. In line with the model architecture proposed in [32], we construct our summarization module. The summarization module incorporates three main encoders: a frame encoder, a video encoder, and a text encoder. These encoders are responsible for processing the video frames, video content, and corresponding text, respectively, to extract relevant feature representations. Once the features have been extracted, multi-head attention is employed to fuse the learned features from the different encoders, which allows for the integration of information across the modalities, enabling a holistic understanding of the video and its textual content. Following the fusion of features, a score calculation step is performed to select the keyframe, identifying the most salient frame within each video segment. Additionally, a text decoder is utilized to generate the textual summary, leveraging the extracted features and the fused representations. Considering our primary focus on providing a benchmark in this work, we have included model details in Appendix C due to page limit.

Table 3: Comparison of video temporal segmentation results.

Model	Average Precision (AP) \uparrow	F1 \uparrow	M_{iou} \uparrow	Recall@3s \uparrow	Recall@5s \uparrow	Recall@10s \uparrow
Histogram Intersect	0.142	0.153	0.221	0.168	0.216	0.296
Moment Invariant	0.081	0.089	0.164	0.101	0.129	0.177
Twin Comparison	0.133	0.140	0.208	0.150	0.193	0.266
PySceneDetect	0.135	0.124	0.211	0.119	0.152	0.199
LGSS	0.243	0.352	0.216	0.163	0.216	0.272
Ours	0.503	0.423	0.223	0.325	0.341	0.366

Table 4: Comparison of video summarization results (segment-level setting).

Setting	Model	RMSE \downarrow	SSIM \uparrow	SRE \downarrow	Precision \uparrow	Recall \uparrow	F1 Score \uparrow
Segment-level	Uniform	0.237	0.085	42.495	0.186	0.179	0.105
	K-means	0.167	0.144	46.533	0.123	0.172	0.143
	SIFT	0.114	0.178	41.634	0.079	0.079	0.079
	VSUMM	0.122	0.258	41.601	0.160	0.207	0.171
	Ours	0.091	0.698	23.430	0.333	0.275	0.255

5 Experiments

5.1 Angle II: types of tasks

Within our dataset, a wealth of information is available, enabling the exploration of various downstream tasks. These tasks encompass video temporal segmentation (VTS), video summarization (VS), text summarization (TS), and multimodal video summarization with multimodal output (MSMO). To provide a comprehensive understanding of each task and highlight their distinctions, we have compiled detailed descriptions and comparisons in Appendix B. For the train/val/test split, since our dataset is already randomly collected from YouTube, we designate the last 30% of videos within each subcategory (indexed 21-29) as the testing set. The remaining videos are then assigned to the training set (indexed 00-20) in each subcategory. More results are shown in Appendix E due to the page limit.

5.2 Angle III: benchmark

Video Temporal Segmentation Evaluation For VTS, we followed [67] and adopted four common metrics: (1) Average Precision (AP); (2) F1 score; (3) M_{iou} : a weighted sum of the intersection of the union of a detected scene boundary with respect to its distance to the closest ground-truth scene boundary; and (4) Recall@ ks : recall at k seconds ($k = \{3, 5, 10\}$), the percentage of annotated scene boundaries which lies within k -second window of the predicted boundary.

Video Summarization Evaluation The quality of the chosen keyframe is evaluated by Root Mean Squared Error (RMSE), Structural Similarity Index (SSIM), Signal reconstruction error ratio (SRE), and Spectral angle mapper (SAM), between image references and the extracted frames from videos [51]. In addition, we also adopted precision, recall, and F1 score based on SSIM for evaluation.

Text Summarization Evaluation The quality of generated textual summary is evaluated by standard evaluation metrics, including BLEU [60], METEOR [13], ROUGE-L [39], CIDEr [84], and BertScore [99], following previous works [72, 10, 49]. ROUGE-1, ROUGE-2, and ROUGE-L refer to the overlap of unigram, bigrams, and the longest common subsequence between the decoded summary and the reference, respectively [39].

5.3 Results and Discussion

Supervised training leads to more accurate video temporal segmentation results The performance of video temporal segmentation has a great impact on the final performance, so in this section, we compare the performance of VTS with several baselines: Histogram Intersect [35], Moment Invariant [27], Twin Comparison [94], PySceneDetect [7], and LGSS [67]. The results, displayed in Table 3, indicate that LGSS outperforms the other baselines but falls short when compared to our model. Both our method and LGSS are trained using a supervised approach, which leads to improved performance compared to unsupervised baselines. Moreover, our approach incorporates attention mechanisms, potentially contributing to our superior results.

Supervised methods outperform unsupervised methods on video summarization In our video summarization study, we have chosen the following methods as our baseline comparisons: Uni-

Table 5: Comparison of textual summarization results (segment-level setting).

Setting	Model	BLEU-1 \uparrow	ROUGE-1 \uparrow	ROUGE-2 \uparrow	ROUGE-L \uparrow	METEOR \uparrow	CIDEr \uparrow	SPICE \uparrow	BertScore \uparrow
Segment-level	BERT2BERT	13.58	4.70	1.95	4.53	28.59	11.73	10.13	71.76
	BART-large-CNN	22.79	6.45	2.46	6.32	26.21	20.64	10.13	71.44
	BART-large-XSUM	20.89	7.31	2.77	7.13	29.36	20.90	10.20	71.42
	Distilbart	14.77	1.95	0.15	1.87	23.52	11.83	10.53	66.46
	T5	16.48	6.17	3.03	5.99	28.22	20.96	10.35	71.95
	Pegasus	16.17	3.41	0.96	3.29	29.82	17.26	10.39	67.81
	LED	16.03	3.80	0.60	3.64	29.81	15.85	10.99	68.46
	Ours	23.36	13.61	4.58	13.24	30.01	21.06	10.28	85.19

Table 6: Comparison of MSMO results.

Methods	Text					Video				
	BLEU \uparrow	METEOR \uparrow	CIDEr \uparrow	SPICE \uparrow	BertScore \uparrow	PSNR \uparrow	SSIM \uparrow	Precision \uparrow	Recall \uparrow	F1 Score \uparrow
LGSS + VSUMM + T5	27.35	24.32	3.94	5.57	62.77	16.234	0.198	0.143	0.152	0.147
LGSS + VSUMM + BART-large-XSUM	24.83	24.12	3.97	8.86	39.20	16.234	0.198	0.143	0.152	0.147
LGSS + VSUMM + BERT2BERT	13.26	24.83	3.68	9.23	64.34	16.234	0.198	0.143	0.152	0.147
LGSS + VSUMM + BART-large-CNN	24.93	28.61	3.78	9.84	64.44	16.234	0.198	0.143	0.152	0.147
Ours	33.36	30.31	4.06	10.28	85.19	36.370	0.298	0.233	0.275	0.155

form Sampling [29], K-means Clustering [22], Scale Invariant Feature Transform (SIFT) [50], and VSUMM [12]. The results, presented in Table 4, are under various evaluation metrics. For RMSE and SRE, lower values indicate better performance, whereas, for the remaining metrics, higher values are desirable. From Table 4, we can observe that VSUMM showcases the strongest performance among the baseline methods, yet it still falls short compared to our proposed method. But we can conclude that supervised methods outperform unsupervised methods.

Pretrained large language models can still do well in text summarization In the context of textual summarization, we have considered a set of representative models as our baseline comparisons: BERT2BERT [82], BART [36] (including BART-large-CNN and BART-large-XSUM), Distilbart [74], T5 [65], Pegasus [96], and Longformer Encoder-Decoder (LED) [6]. The performance of these models is summarized in Table 5. Among the baselines, T5, BART-large-XSUM, BART-large-CNN, and BERT2BERT exhibit superior performance, with T5 demonstrating relatively better results across various text evaluation metrics. It is worth noting that the ROUGE score may not effectively capture performance differences compared to other evaluation metrics, because ROUGE does not take into account the semantic meaning and the factual accuracy of the summaries.

MSMO results may depend on segmentation results and summarization methods In the field of MSMO, we encountered limitations in accessing the codebases of existing works such as [109, 26, 93, 8, 17, 15]. Therefore, we independently implemented several baselines to evaluate their performance on the MultiSum dataset. For this purpose, we utilized LGSS as the segmentation backbone, VSUMM as the video summarizer, and selected text summarizers that exhibited the best performance in text summarization. The results are presented in Table 6. Based on the findings, it is evident that the aforementioned combination approaches still fall short in comparison to our proposed method. This also indicates that the accuracy of temporal segmentation is crucial prior to generating summaries, highlighting it as a critical step and task preceding MSMO.

5.4 Thumbnail Generation

One direct and practical application of the MSMO task is to automatically generate thumbnails for a given video, which has become increasingly valuable in various real-world applications. With the exponential growth of online videos, effective and efficient methods are required to extract visually appealing and informative thumbnail representations. In addition, many author-generated thumbnails involve words or titles that describe the whole video to attract more users. In the context of online platforms, such as video-sharing websites or social media platforms, compelling thumbnails can significantly impact user engagement, content discoverability, and overall user experience. The benefits of automated thumbnail generation extend beyond user engagement and content discoverability. In e-commerce, for instance, thumbnails can play a vital role in attracting potential buyers by effectively showcasing products or services. Similarly, in video editing workflows, quick and accurate thumbnail generation can aid content creators in managing and organizing large video libraries efficiently.

In our setting, we take advantage of the results by MSMO, which contains both visual summary and text summary, and combine them to generate thumbnails for a given video. The selected keyframes and generated textual summaries from the MSMO task are subsequently utilized to create

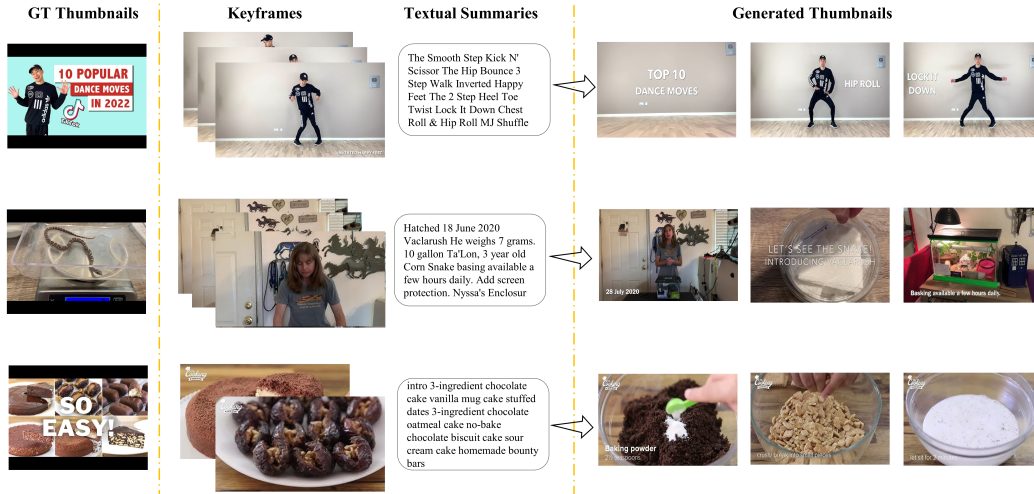


Figure 6: Comparison of GT thumbnails and our generated ones.

the thumbnail. To ensure an aesthetically pleasing appearance, we randomly sample from a corpus of fonts from Google Fonts and font sizes to utilize in the generated thumbnails. Moreover, a random set of coordinates on the selected keyframe is sampled for the placement of the text. Finally, the text is pasted onto the keyframe from the outputted set of coordinates to complete thumbnail generation. Some examples are shown in Figure 6. More results can be found in Appendix G.

6 Conclusion

In this study, our primary objective was to address the limitations present in existing MSMO datasets by curating a comprehensive dataset called MultiSum. MultiSum was meticulously collected to ensure high-quality MSMO data, and it serves as a valuable resource for various tasks such as video temporal segmentation, video summarization, text summarization, and multimodal summarization. Furthermore, we have introduced a novel benchmark utilizing the MultiSum dataset. This benchmark allows researchers and practitioners to evaluate their algorithms and models across different tasks. In addition, by using the results from MSMO, we introduced a new task of automatically generating thumbnails for a given video, which could significantly impact user engagement, content discoverability, and overall user experience.

Limitations and Future Work The scarcity of publicly available MSMO baselines in the existing literature highlights a significant gap and calls for future efforts. To advance the field, it is imperative to undertake the complex task of developing a diverse and extensive collection of baselines. Despite the advancements in automated thumbnail generation, there are still challenges to be addressed. These include improving the accuracy of thumbnail selection, handling diverse video genres and content types, and considering user preferences and context-specific requirements. Furthermore, ethical considerations regarding potential bias, representation, and content moderation may need to be addressed to ensure fair and inclusive thumbnail generation. New quantitative evaluation metrics for the thumbnail generation task can be a valuable direction as well.

References

- [1] S. N. Aakur and S. Sarkar. A perceptual prediction framework for self supervised event segmentation. *CVPR*, pages 1197–1206, 2019.
- [2] E. E. Apostolidis, E. Adamantidou, A. I. Metsai, V. Mezaris, and I. Patras. Video summarization using deep neural networks: A survey. *Proceedings of the IEEE*, 109:1838–1863, 2021.
- [3] Y. K. Atri, S. Pramanick, V. Goyal, and T. Chakraborty. See, hear, read: Leveraging multi-modality with guided attention for abstractive text summarization. *ArXiv*, abs/2105.09601, 2021.
- [4] S. Avila, A. P. B. Lopes, A. da Luz, and A. de Albuquerque Araújo. Vsumm: A mechanism designed to produce static video summaries and a novel evaluation method. *Pattern Recognit. Lett.*, 32:56–68, 2011.
- [5] D. Bahdanau, K. Cho, and Y. Bengio. Neural machine translation by jointly learning to align and translate. *CoRR*, abs/1409.0473, 2015.
- [6] I. Beltagy, M. E. Peters, and A. Cohan. Longformer: The long-document transformer. *ArXiv*, abs/2004.05150, 2020.
- [7] B. Castellano. Intelligent scene cut detection and video splitting tool. <https://bcastell.com/projects/PySceneDetect/>, 2021.
- [8] J. Chen and H. Zhuge. Abstractive text-image summarization using multi-modal attentional hierarchical rnn. In *EMNLP*, pages 4046–4056, 2018.
- [9] S. Chen, X. Nie, D. D. Fan, D. Zhang, V. Bhat, and R. Hamid. Shot contrastive self-supervised learning for scene boundary detection. *CVPR*, pages 9791–9800, 2021.
- [10] X. Chen, S. Gao, C. Tao, Y. Song, D. Zhao, and R. Yan. Iterative document representation learning towards summarization with polishing. In *EMNLP*, 2018.
- [11] J. Cheng and M. Lapata. Neural summarization by extracting sentences and words. In *ACL*, pages 484–494, 2016.
- [12] S. E. F. De Avila, A. P. B. Lopes, A. da Luz Jr, and A. de Albuquerque Araújo. Vsumm: A mechanism designed to produce static video summaries and a novel evaluation method. *Pattern Recognition Letters*, 32(1):56–68, 2011.
- [13] M. J. Denkowski and A. Lavie. Meteor universal: Language specific translation evaluation for any target language. In *WMT@ACL*, 2014.
- [14] A. Dosovitskiy, L. Beyer, A. Kolesnikov, D. Weissenborn, X. Zhai, T. Unterthiner, M. Dehghani, M. Minderer, G. Heigold, S. Gelly, J. Uszkoreit, and N. Houlsby. An image is worth 16x16 words: Transformers for image recognition at scale. *ArXiv*, abs/2010.11929, 2020.
- [15] X. Fu, J. Wang, and Z. Yang. Multi-modal summarization for video-containing documents. *ArXiv*, abs/2009.08018, 2020.
- [16] X. Fu, J. Wang, and Z. Yang. Multi-modal summarization for video-containing documents. *arXiv preprint arXiv:2009.08018*, 2020.
- [17] X. Fu, J. Wang, and Z. Yang. Mm-avs: A full-scale dataset for multi-modal summarization. In *NAACL*, 2021.
- [18] X. Fu, J. Wang, and Z. Yang. Mm-avs: A full-scale dataset for multi-modal summarization. In *NAACL: Human Language Technologies*, pages 5922–5926, 2021.
- [19] D. Ghadiyaram, M. Feiszli, D. Tran, X. Yan, H. Wang, and D. K. Mahajan. Large-scale weakly-supervised pre-training for video action recognition. *2019 IEEE/CVF Conference on Computer Vision and Pattern Recognition (CVPR)*, pages 12038–12047, 2019.
- [20] M. Gygli, H. Grabner, H. Riemenschneider, and L. V. Gool. Creating summaries from user videos. In *ECCV*, 2014.

- [21] L. Haopeng, K. QiuHong, G. Mingming, and T. Drummond. Progressive video summarization via multimodal self-supervised learning. 2022.
- [22] J. A. Hartigan and M. A. Wong. A k-means clustering algorithm. 1979.
- [23] A. Hassaniien, M. A. Elgharib, A. A. S. Seleim, M. Hefeeda, and W. Matusik. Large-scale, fast and accurate shot boundary detection through spatio-temporal convolutional neural networks. *ArXiv*, abs/1705.03281, 2017.
- [24] E. Hato and M. E. Abdulmunem. Fast algorithm for video shot boundary detection using surf features. *2019 2nd Scientific Conference of Computer Sciences (SCCS)*, pages 81–86, 2019.
- [25] B. He, J. Wang, J. Qiu, T. Bui, A. Shrivastava, and Z. Wang. Align and attend: Multimodal summarization with dual contrastive losses. *ArXiv*, abs/2303.07284, 2023.
- [26] C. Hori, H. Alamri, J. Wang, G. Wichern, T. Hori, A. Cherian, T. K. Marks, V. Cartillier, R. G. Lopes, A. Das, et al. End-to-end audio visual scene-aware dialog using multimodal attention-based video features. In *ICASSP*, pages 2352–2356, 2019.
- [27] Z. Huang and J. Leng. Analysis of hu’s moment invariants on image scaling and rotation. *2010 2nd International Conference on Computer Engineering and Technology*, 7:V7–476–V7–480, 2010.
- [28] S. Jadon and M. Jasim. Video summarization using keyframe extraction and video skimming. *ArXiv*, abs/1910.04792, 2019.
- [29] S. Jadon and M. Jasim. Video summarization using keyframe extraction and video skimming. *arXiv preprint arXiv:1910.04792*, 2019.
- [30] H. Jiang and Y. Mu. Joint video summarization and moment localization by cross-task sample transfer. In *CVPR*, pages 16388–16398, 2022.
- [31] A. Khullar and U. Arora. Mast: Multimodal abstractive summarization with trimodal hierarchical attention. *arXiv preprint arXiv:2010.08021*, 2020.
- [32] M. Krubiński and P. Pecina. Mlask: Multimodal summarization of video-based news articles. In *Findings*, 2023.
- [33] H. Kuehne, A. Richard, and J. Gall. A hybrid rnn-hmm approach for weakly supervised temporal action segmentation. *IEEE Transactions on Pattern Analysis and Machine Intelligence*, 42:765–779, 2020.
- [34] C. S. Lea, M. D. Flynn, R. Vidal, A. Reiter, and G. Hager. Temporal convolutional networks for action segmentation and detection. In *CVPR*, 2017.
- [35] S. M. Lee, J. H. Xin, and S. Westland. Evaluation of image similarity by histogram intersection. *Color Research and Application*, 30:265–274, 2005.
- [36] M. Lewis, Y. Liu, N. Goyal, M. Ghazvininejad, A. Mohamed, O. Levy, V. Stoyanov, and L. Zettlemoyer. Bart: Denoising sequence-to-sequence pre-training for natural language generation, translation, and comprehension. In *ACL*, 2020.
- [37] H. Li, J. Zhu, C. Ma, J. Zhang, and C. Zong. Multi-modal summarization for asynchronous collection of text, image, audio and video. In *EMNLP*, 2017.
- [38] M. Li, X. Chen, S. Gao, Z. Chan, D. Zhao, and R. Yan. Vmsmo: Learning to generate multimodal summary for video-based news articles. *arXiv preprint arXiv:2010.05406*, 2020.
- [39] C.-Y. Lin. Rouge: A package for automatic evaluation of summaries. In *ACL 2004*, 2004.
- [40] N. Liu, X. Sun, H. Yu, W. Zhang, and G. Xu. Multistage fusion with forget gate for multimodal summarization in open-domain videos. In *Conference on Empirical Methods in Natural Language Processing*, 2020.

- [41] Y. Liu and M. Lapata. Text summarization with pretrained encoders. In *EMNLP*, pages 3730–3740, 2019.
- [42] Z. Liu, J. Zhang, Y. Hou, X. Zhang, G. Li, and Y. Xiang. Machine learning for multimodal electronic health records-based research: Challenges and perspectives, 2021.
- [43] M. Lukasik, B. Dadachev, K. Papineni, and G. Simões. Text segmentation by cross segment attention. In *EMNLP*, 2020.
- [44] A. Malhotra and R. Jindal. Multimodal deep learning based framework for detecting depression and suicidal behaviour by affective analysis of social media posts. *EAI Endorsed Transactions on Pervasive Health and Technology*, 6(21), 2020.
- [45] A. Miech, J.-B. Alayrac, L. Smaira, I. Laptev, J. Sivic, and A. Zisserman. End-to-end learning of visual representations from uncurated instructional videos. *2020 IEEE/CVF Conference on Computer Vision and Pattern Recognition (CVPR)*, pages 9876–9886, 2019.
- [46] A. Miech, D. Zhukov, J.-B. Alayrac, M. Tapaswi, I. Laptev, and J. Sivic. Howto100m: Learning a text-video embedding by watching hundred million narrated video clips. *2019 IEEE/CVF International Conference on Computer Vision (ICCV)*, pages 2630–2640, 2019.
- [47] A. Miech, D. Zhukov, J.-B. Alayrac, M. Tapaswi, I. Laptev, and J. Sivic. HowTo100M: Learning a Text-Video Embedding by Watching Hundred Million Narrated Video Clips. In *ICCV*, 2019.
- [48] D. Miller. Leveraging bert for extractive text summarization on lectures. *arXiv preprint arXiv:1906.04165*, 2019.
- [49] L. Mingzhe, X. Chen, S. Gao, Z. Chan, D. Zhao, and R. Yan. Vmsmo: Learning to generate multimodal summary for video-based news articles. *ArXiv*, abs/2010.05406, 2020.
- [50] J.-M. Morel and G. Yu. Is the “ scale invariant feature transform ” (sift) really scale invariant ? 2010.
- [51] M. U. Müller, N. Ekhtiari, R. M. Almeida, and C. Rieke. Super-resolution of multispectral satellite images using convolutional neural networks. *ArXiv*, abs/2002.00580, 2020.
- [52] R. Nallapati, B. Zhou, C. Gulcehre, B. Xiang, et al. Abstractive text summarization using sequence-to-sequence rnns and beyond. In *SIGNLL*, pages 280–290, 2016.
- [53] R. Nallapati, F. Zhai, and B. Zhou. Summarunner: A recurrent neural network based sequence model for extractive summarization of documents. In *Thirty-first AAAI*, 2017.
- [54] M. Narasimhan, A. Rohrbach, and T. Darrell. Clip-it! language-guided video summarization. *Advances in Neural Information Processing Systems*, 34:13988–14000, 2021.
- [55] M. G. Narasimhan, A. Nagrani, C. Sun, M. Rubinstein, T. Darrell, A. Rohrbach, and C. Schmid. Tl;dw? summarizing instructional videos with task relevance & cross-modal saliency. *ArXiv*, abs/2208.06773, 2022.
- [56] S. Narayan, S. B. Cohen, and M. Lapata. Don’t give me the details, just the summary! topic-aware convolutional neural networks for extreme summarization. *ArXiv*, abs/1808.08745, 2018.
- [57] S. Narayan, S. B. Cohen, and M. Lapata. Ranking sentences for extractive summarization with reinforcement learning. In *NAACL*, pages 1747–1759, 2018.
- [58] M. Otani, Y. Nakashima, E. Rahtu, J. Heikkilä, and N. Yokoya. Video summarization using deep semantic features. *ArXiv*, abs/1609.08758, 2016.
- [59] L. Ouyang, J. Wu, X. Jiang, D. Almeida, C. Wainwright, P. Mishkin, C. Zhang, S. Agarwal, K. Slama, A. Ray, et al. Training language models to follow instructions with human feedback. *Advances in Neural Information Processing Systems*, 35:27730–27744, 2022.

- [60] K. Papineni, S. Roukos, T. Ward, and W.-J. Zhu. Bleu: a method for automatic evaluation of machine translation. In *ACL*, 2002.
- [61] J. Park, J. Lee, I.-J. Kim, and K. Sohn. Sumgraph: Video summarization via recursive graph modeling. In *ECCV*, pages 647–663. Springer, 2020.
- [62] Y. Poleg, C. Arora, and S. Peleg. Temporal segmentation of egocentric videos. *2014 IEEE Conference on Computer Vision and Pattern Recognition*, pages 2537–2544, 2014.
- [63] J. Qiu, J. Zhu, M. Xu, F. Deroncourt, T. Bui, Z. Wang, B. Li, D. Zhao, and H. Jin. Mhms: Multimodal hierarchical multimedia summarization. *ArXiv*, abs/2204.03734, 2022.
- [64] J. Qiu, J. Zhu, M. Xu, F. Deroncourt, T. Bui, Z. Wang, B. Li, D. Zhao, and H. Jin. Semantics-consistent cross-domain summarization via optimal transport alignment. *ArXiv*, abs/2210.04722, 2022.
- [65] C. Raffel, N. M. Shazeer, A. Roberts, K. Lee, S. Narang, M. Matena, Y. Zhou, W. Li, and P. J. Liu. Exploring the limits of transfer learning with a unified text-to-text transformer. *ArXiv*, abs/1910.10683, 2019.
- [66] A. Rahate, R. Walambe, S. Ramanna, and K. Kotecha. Multimodal co-learning: challenges, applications with datasets, recent advances and future directions. *Information Fusion*, 81: 203–239, 2022.
- [67] A. Rao, L. Xu, Y. Xiong, G. Xu, Q. Huang, B. Zhou, and D. Lin. A local-to-global approach to multi-modal movie scene segmentation. *CVPR*, pages 10143–10152, 2020.
- [68] M. Rochan, L. Ye, and Y. Wang. Video summarization using fully convolutional sequence networks. In *Proceedings of the ECCV (ECCV)*, pages 347–363, 2018.
- [69] O. Russakovsky, J. Deng, H. Su, J. Krause, S. Satheesh, S. Ma, Z. Huang, A. Karpathy, A. Khosla, M. S. Bernstein, A. C. Berg, and L. Fei-Fei. Imagenet large scale visual recognition challenge. *International Journal of Computer Vision*, 115:211–252, 2014.
- [70] R. Sanabria, O. Caglayan, S. Palaskar, D. Elliott, L. Barrault, L. Specia, and F. Metze. How2: A large-scale dataset for multimodal language understanding. *ArXiv*, abs/1811.00347, 2018.
- [71] M. S. Sarfraz, N. Murray, V. Sharma, A. Diba, L. V. Gool, and R. Stiefelhagen. Temporally-weighted hierarchical clustering for unsupervised action segmentation. *CVPR*, pages 11220–11229, 2021.
- [72] A. See, P. J. Liu, and C. D. Manning. Get to the point: Summarization with pointer-generator networks. In *ACL*, 2017.
- [73] P. Sen, G. Namata, M. Bilgic, L. Getoor, B. Gallagher, and T. Eliassi-Rad. Collective classification in network data. *AI Mag.*, 29:93–106, 2008.
- [74] S. Shleifer and A. M. Rush. Pre-trained summarization distillation. *ArXiv*, abs/2010.13002, 2020.
- [75] P. Sidiropoulos, V. Mezaris, Y. Kompatsiaris, H. Meinedo, M. M. F. Bugalho, and I. Trancoso. Temporal video segmentation to scenes using high-level audiovisual features. *IEEE Transactions on Circuits and Systems for Video Technology*, 21:1163–1177, 2011.
- [76] H. S. Sokeh, V. Argyriou, D. N. Monekosso, and P. Remagnino. Superframes, a temporal video segmentation. *2018 24th International Conference on Pattern Recognition (ICPR)*, pages 566–571, 2018.
- [77] Y. Song, J. Vallmitjana, A. Stent, and A. Jaimes. Tvsum: Summarizing web videos using titles. *CVPR*, pages 5179–5187, 2015.
- [78] Y. Song, J. Vallmitjana, A. Stent, and A. Jaimes. Tvsum: Summarizing web videos using titles. In *CVPR*, pages 5179–5187, 2015.

- [79] I. Sutskever, O. Vinyals, and Q. V. Le. Sequence to sequence learning with neural networks. In *NIPS*, 2014.
- [80] J. Tan, X. Wan, and J. Xiao. Abstractive document summarization with a graph-based attentional neural model. In *ACL*, pages 1171–1181, 2017.
- [81] M. Tan and Q. V. Le. Efficientnet: Rethinking model scaling for convolutional neural networks. *ArXiv*, abs/1905.11946, 2019.
- [82] I. Turc, M.-W. Chang, K. Lee, and K. Toutanova. Well-read students learn better: On the importance of pre-training compact models. *arXiv preprint arXiv:1908.08962v2*, 2019.
- [83] A. Vaswani, N. M. Shazeer, N. Parmar, J. Uszkoreit, L. Jones, A. N. Gomez, L. Kaiser, and I. Polosukhin. Attention is all you need. *ArXiv*, abs/1706.03762, 2017.
- [84] R. Vedantam, C. L. Zitnick, and D. Parikh. Cider: Consensus-based image description evaluation. *CVPR*, pages 4566–4575, 2015.
- [85] L. Wang, Y. Xiong, Z. Wang, Y. Qiao, D. Lin, X. Tang, and L. V. Gool. Temporal segment networks for action recognition in videos. *IEEE Transactions on Pattern Analysis and Machine Intelligence*, 41:2740–2755, 2019.
- [86] Z. Wang, Z. Gao, L. Wang, Z. Li, and G. Wu. Boundary-aware cascade networks for temporal action segmentation. In *ECCV*, 2020.
- [87] H. Wei, B. Ni, Y. Yan, H. Yu, X. Yang, and C. Yao. Video summarization via semantic attended networks. In *AAAI*, 2018.
- [88] Y. Wu and B. Hu. Learning to extract coherent summary via deep reinforcement learning. In *AAAI*, pages 5602–5609, 2018.
- [89] S. Xiao, Z. Zhao, Z. Zhang, X. Yan, and M. Yang. Convolutional hierarchical attention network for query-focused video summarization. *arXiv preprint arXiv:2002.03740*, 2020.
- [90] L. Xue, N. Constant, A. Roberts, M. Kale, R. Al-Rfou, A. Siddhant, A. Barua, and C. Raffel. mt5: A massively multilingual pre-trained text-to-text transformer. In *North American Chapter of the Association for Computational Linguistics*, 2020.
- [91] T. Yu, W. Dai, Z. Liu, and P. Fung. Vision guided generative pre-trained language models for multimodal abstractive summarization. *ArXiv*, abs/2109.02401, 2021.
- [92] Y. Yuan, T. Mei, P. Cui, and W. Zhu. Video summarization by learning deep side semantic embedding. *IEEE Transactions on Circuits and Systems for Video Technology*, 29:226–237, 2019.
- [93] A. Zadeh, M. Chen, S. Poria, E. Cambria, and L.-P. Morency. Tensor fusion network for multimodal sentiment analysis. In *EMNLP*, pages 1103–1114, 2017.
- [94] H. Zhang, A. Kankanhalli, and S. W. Smoliar. Automatic partitioning of full-motion video. *Multimedia Systems*, 1:10–28, 1993.
- [95] H. Zhang, Z. Li, and Q. Lu. Better learning shot boundary detection via multi-task. *Proceedings of the 29th ACM International Conference on Multimedia*, 2021.
- [96] J. Zhang, Y. Zhao, M. Saleh, and P. J. Liu. Pegasus: Pre-training with extracted gap-sentences for abstractive summarization. *ArXiv*, abs/1912.08777, 2019.
- [97] K. Zhang, W.-L. Chao, F. Sha, and K. Grauman. Video summarization with long short-term memory. In *ECCV*, pages 766–782. Springer, 2016.
- [98] L. Zhang, X. Zhang, J. Pan, and F. Huang. Hierarchical cross-modality semantic correlation learning model for multimodal summarization. In *AAAI*, 2022.
- [99] T. Zhang, V. Kishore, F. Wu, K. Q. Weinberger, and Y. Artzi. Bertscore: Evaluating text generation with bert. *ArXiv*, abs/1904.09675, 2019.

- [100] X. Zhang, F. Wei, and M. Zhou. HIBERT: Document level pre-training of hierarchical bidirectional transformers for document summarization. In *ACL*, pages 5059–5069, 2019.
- [101] Z. Zhang, X. Meng, Y. Wang, X. Jiang, Q. Liu, and Z. Yang. Unims: A unified framework for multimodal summarization with knowledge distillation. In *AAAI*, 2021.
- [102] B. Zhao, H. Li, X. Lu, and X. Li. Reconstructive sequence-graph network for video summarization. *IEEE Transactions on Pattern Analysis and Machine Intelligence*, 44(5):2793–2801, 2021.
- [103] Y. Zhao, Y. Xiong, L. Wang, Z. Wu, X. Tang, and D. Lin. Temporal action detection with structured segment networks. *2017 IEEE International Conference on Computer Vision (ICCV)*, pages 2933–2942, 2017.
- [104] M. Zhong, P. Liu, Y. Chen, D. Wang, X. Qiu, and X. Huang. Extractive summarization as text matching. *arXiv preprint arXiv:2004.08795*, 2020.
- [105] F. Zhou, F. D. la Torre, and J. K. Hodgins. Hierarchical aligned cluster analysis for temporal clustering of human motion. *IEEE Transactions on Pattern Analysis and Machine Intelligence*, 35:582–596, 2013.
- [106] K. Zhou, Y. Qiao, and T. Xiang. Deep reinforcement learning for unsupervised video summarization with diversity-representativeness reward. In *AAAI*, pages 7582–7589, 2018.
- [107] K. Zhou, T. Xiang, and A. Cavallaro. Video summarisation by classification with deep reinforcement learning. In *BMVC*, 2018.
- [108] L. Zhou, C. Xu, and J. J. Corso. Towards automatic learning of procedures from web instructional videos. In *AAAI*, pages 7590–7598, 2018.
- [109] J. Zhu, H. Li, T. Liu, Y. Zhou, J. Zhang, and C. Zong. Msmo: Multimodal summarization with multimodal output. In *EMNLP*, 2018.
- [110] W. Zhu, J. Lu, J. Li, and J. Zhou. Dsnet: A flexible detect-to-summarize network for video summarization. *IEEE Transactions on Image Processing*, 30:948–962, 2020.

A Categories of MultiSum Dataset



Figure 7: The 17 categories (with 10 subcategories each) of the MultiSum dataset, resulting in 170 subcategories in total.

B Tasks

Our dataset contains sufficient information, making it possible to conduct many downstream tasks, such as video temporal segmentation (VTS), video summarization (VS), text summarization (TS), and multimodal video summarization with multimodal output (MSMO). To make it more clear, we highlight the description of each task and the differences between them.

Video Temporal Segmentation (VTS) Video temporal segmentation (VTS) is the process of partitioning a video sequence into disjoint sets of consecutive frames that are homogeneous according to some defined criteria. Normally, VTS aims at splitting the whole video into several small segments based on video scene change, which is also related to video shot detection and video transition detection. Multimodal Video Temporal Segmentation (M-VTS) differs from VTS, where textual data (video transcript) is also used as inputs for splitting the input video into small video segments.

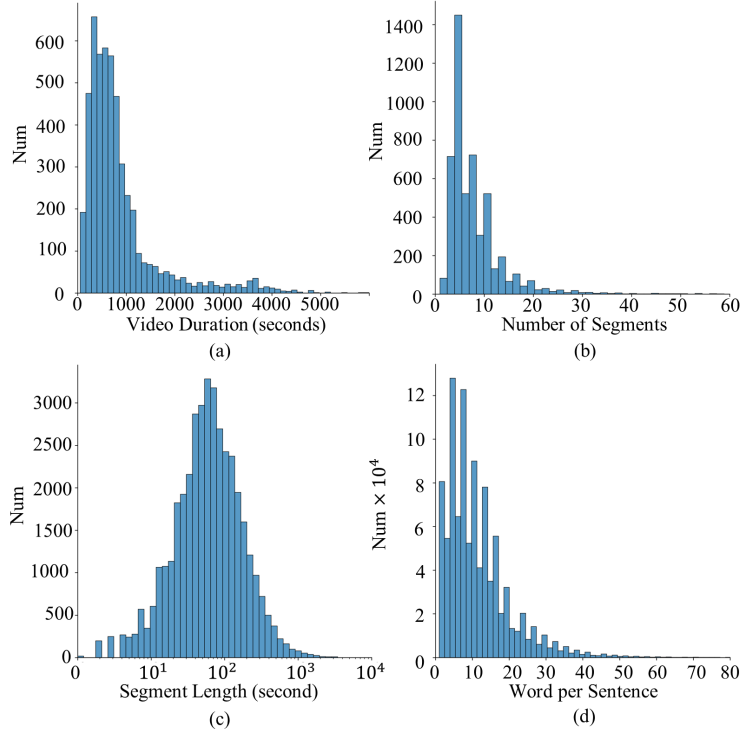


Figure 8: The statistics of the MultiSum dataset, which show the distribution of (a) video duration; (b) number of segments per video; (c) segment duration; (d) number of words per sentence

Video Summarization (VS) Video Summarization aims at generating a short synopsis that summarizes the video content by selecting the most informative and vital parts. The input only contains visual information and uses computer vision mechanisms to generate summaries.

Text Summarization (TS) Textual summarization takes textual metadata, i.e., documents, articles, tweets, etc, as input, and generates textual summaries, in two directions: abstractive summarization and extractive summarization. Abstractive methods select words based on semantic understanding, and even the words may not appear in the source [80, 72]. Extractive methods attempt to summarize language by selecting a subset of words that retain the most critical points, which weights the essential part of sentences to form the summary [57, 88].

Multimodal Summarization with Multimodal Output (MSMO) MSMO aims to produce both visual and textual summaries for a given video. Different from pure video summarization, MSMO takes both visual and textual information as inputs and outputs both visual and textual summaries.

C More Details about Our Model

Text Encoder The Transformer encoder [83] is employed to convert the text into a sequence of token embeddings. Inspired by [91, 32], we initialize the encoder’s weights using the pre-trained mT5 model [90]. To investigate the impact of task-specific pre-training, we fine-tune mT5 on the text-to-text summarization task, where $X_{enc} = \text{TextEncoder}(X)$.

Video Encoder To capture short-term temporal dependencies, we utilize 3D convolutional networks as in [32]. We partition the video into non-overlapping frame sequences and employ a 3D CNN network for feature extraction. Specifically, we utilize two different feature extractors. Firstly, we utilize the R(2 + 1)D model trained by [19] for video action recognition on weakly-supervised social-media videos. Secondly, we utilize the visual component of the S3D Text-Video model trained in a self-supervised manner by [45] on the HowTo100M dataset [46]. To incorporate long-term temporal dependencies, we process the sequence of video features using a Transformer encoder. This

Table 7: Categories and sub-categories for the MultiSum dataset.

Category	Sub-categories	Number
Animals	Dog, Wildlife, Cat, Fish, Birds, Insect, Snakes, Pet, Amphibians, Reptile	$30 \times 10 = 300$
Education	School, Club, Teacher, Speaking, Listening, Writing, Presentation, Math, Computer, Teamwork	$30 \times 10 = 300$
Health	Mental, Injury, Medication, Digestive health, Dental, Optical, Reproductive, Skin, Brain health, Cardiac	$30 \times 10 = 300$
Travel	Museum, Park, Sea, Beach, Mountain, Lake, Hotel, Resort, Camping, Hiking	$30 \times 10 = 300$
Movies	Action movie, Comedy, Romance, Science fiction, Horror, Drama, Cartoon, Documentary, Adventure, Crime	$30 \times 10 = 300$
Cooking	Broiling, Grilling, Roasting, Baking, Sauteing, Boiling, Steaming, Poaching, Simmering, Stewing	$30 \times 10 = 300$
Job	Manager, Researcher, Chef, Police, Lawyer, Salesman, Mechnican, Banker, Doctor, Waiter	$30 \times 10 = 300$
Electronics	laptop, TV, Phone, Software, Internet, Camera, Audio, Headphone, Hardware, Monitor	$30 \times 10 = 300$
Art	Crafts, Photography, Painting, Collection, Drawing, Digital art, sculpting, pottery, glass craft, calligraphy	$30 \times 10 = 300$
Personal Style	Grooming, Fashion, Personal Hygiene, Tattoos, Scarf, Hair Style, Makeup, Dressing, Tie, Formal	$30 \times 10 = 300$
Clothes	Sweater, Jeans, Shirt, Socks, Coat, Pants, Hat, Gloves, Dress, Shoes	$30 \times 10 = 300$
Sports	Outdoor recreation, Team sports, Tennis, Football, Basketball, Climbing, Skiing, Swimming, Fishing, Yoga	$30 \times 10 = 300$
House	Building, Garden, Pool, Bathroom, Bedroom, Kitchen, Repairment, Moving, Decoration, Furniture	$30 \times 10 = 300$
Food	Fruit, Vegetable, Drink, Meat, Seafood, Snacks, Dessert, Breakfast, Lunch, Dinner	$30 \times 10 = 300$
Holiday	Halloween, Christmas, Labor day, Thanksgiving, Valentines day, Mother’s day, Birthday, National day, New year, Father’s day	$30 \times 10 = 300$
Transportation	Car, Train, Bus, Boat, Bike, Airplane, Motorcycle, Truck, Trailer, Scooter	$30 \times 10 = 300$
Hobbies	Dancing, Singing, Playing cards, Reading, Chess, Board games, Team games, Volunteer work, Instrument, Exercise	$30 \times 10 = 300$
Total		$17 \times 30 \times 10 = 5,100$

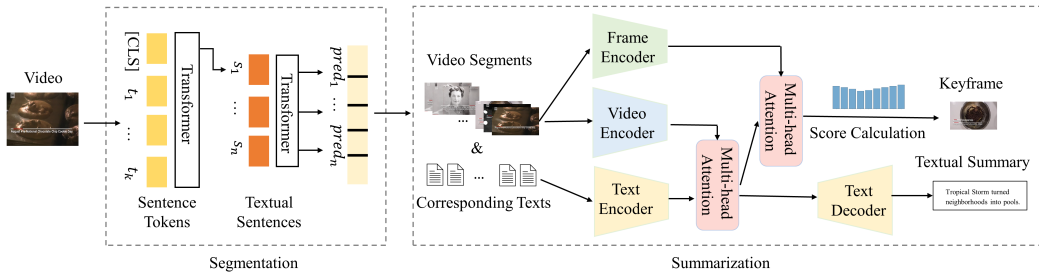


Figure 9: An overview of our model.

enables us to effectively capture and model the relationships between video frames over an extended duration, where $V_{enc} = 3D - CNN(V)$, $V_{enc} = \text{VideoEncoder}(V_{enc})$.

Frame Encoder To facilitate the selection of a specific frame as a cover picture, we require frame-level representations [32]. In our experimental setup, we sample one frame per second from the video. For feature extraction, we employ two models: EfficientNet [81] and Vision Transformer (ViT) [14]. Both models were pre-trained on the ImageNet dataset [69] for image classification tasks. To provide contextual information, we process the sequence of frame features using a Transformer encoder, which captures the relationships and dependencies between the frame-level representations, enabling a more comprehensive understanding of the video content. Before applying the Transformer encoder, we ensure that both the video features and frame features have the same dimensions as the hidden states of the text encoder. In the case of a single model, the two sets of features are concatenated together before undergoing the projection step.

$$V_{\text{frame}} = \text{CNN}(\text{Sample}(V)), V_{\text{frame}} = \text{FrameEncoder}(V_{\text{frame}}) \quad (1)$$

Multi-head Attention In line with the study conducted by [91, 32], which explored various methods of integrating visual information into pre-trained generative language models, we adopt the approach of multi-head attention-based fusion. This technique allows us to obtain a vision-guided

text representation by incorporating visual information into the model. The fusion process takes place after the last encoder layer, ensuring that both textual and visual inputs are combined effectively to enhance the overall representation.

$$\begin{aligned} Q &= X_{enc}W_q, Q \in \mathbb{R}^{M \times d}, K = V_{enc}W_k, K \in \mathbb{R}^{N' \times d} \\ V &= V_{enc}W_v, V \in \mathbb{R}^{N' \times d}, \tilde{X}_{enc} = \text{MHA}(Q, K, V), \tilde{X}_{enc} \in \mathbb{R}^{M \times d} \end{aligned} \quad (2)$$

As recommended by [40, 32], we incorporate the use of the forget gate mechanism (FG) in our model. This mechanism enables the model to filter out low-level cross-modal adaptation information. By utilizing the forget gate, our model can selectively retain and focus on the most relevant and informative features, disregarding less important or noisy information during the cross-modal fusion process. This helps improve the overall performance and robustness of the model in handling multimodal data.

$$\hat{X}_{enc} = \text{FG}(X_{enc}, \tilde{X}_{enc}), \hat{X}_{enc} \in \mathbb{R}^{M \times d} \quad (3)$$

To obtain the text+video guided frame representations, we employ the same multi-head attention mechanism. However, in this case, we substitute the input X_{enc} with V_{frame} and V_{enc} with \hat{X}_{enc} . By using the video frame features V_{frame} and the transformed text representations \hat{X}_{enc} , we generate the guided frame representations \hat{V}_{frame} through the multi-head attention process. This allows us to effectively incorporate both textual and visual information, guiding the frame-level representations based on the context provided by the text and video.

Text Decoder To generate the textual summary, we employ a standard Transformer decoder, initializing its weights with the mT5 checkpoint. The vision-guided text representation \hat{X}_{enc} serves as the input to the decoder. During training, we utilize the standard negative log-likelihood loss (NLLLoss) with respect to the target sequence Y . This loss function measures the dissimilarity between the predicted summary generated by the model and the ground truth summary, allowing the model to learn and improve its summary generation capabilities through backpropagation.

$$\hat{Y} = \text{TransformerDecoder}(\hat{X}_{enc}), \mathcal{L}_{\text{text}} = \text{NLLLoss}(\hat{Y}, Y) \quad (4)$$

To obtain the labels C for the cover picture (cover frame) selection, we calculate the cosine similarity between the CNN features of the reference cover picture and the candidate frames. In most instances, the similarity values fall within the range of [0, 1], while the remaining negative values are mapped to 0. Previous studies such as [38] and [15] considered the frame with the maximum cosine similarity as the ground truth (denoted as C_{max}), while considering the other frames as negative samples. However, upon analyzing the cosine similarity patterns, we observed that some videos exhibit multiple peaks or consecutive sequences of frames with very similar scores, capturing still scenes. We recognized that this could potentially harm the model’s performance, as very similar frames might be labeled as both positive and negative examples. To address this issue, in addition to the binary labels C_{max} , we introduce smooth labels denoted as C_{smooth} . These smooth labels assign to each frame its cosine similarity score with the reference cover picture. By incorporating the smooth labels, we aim to provide a more nuanced and continuous representation of the frame similarities, allowing the model to learn from a broader range of similarity scores during the training process.

In our approach, we utilize a projection matrix to map the text+video guided frame representations \hat{V}_{frame} to a single dimension. This dimension reduction step allows us to obtain a compact representation of the frame features. Subsequently, we train the model using the binary cross-entropy (CE) loss, where the target labels C can either be C_{max} or C_{smooth} . To train the entire model in an end-to-end fashion, we minimize the sum of losses \mathcal{L} , which includes the negative log-likelihood loss for textual summary generation and the binary cross-entropy loss for cover picture selection. By jointly optimizing these losses, the model learns to generate accurate summaries and make effective cover picture selections based on the input text and video. Please note that \mathcal{L} refers to the combined loss function that encompasses both the negative log-likelihood loss for summary generation and the binary cross-entropy loss for cover picture selection.

$$\hat{C} = \hat{V}_{frame} W_p, W_p \in \mathbb{R}^{d \times 1}, \mathcal{L}_{\text{image}} = \text{CE}(\hat{C}, C), \mathcal{L} = \mathcal{L}_{\text{text}} + \mathcal{L}_{\text{image}} \quad (5)$$

D Baseline Implementation Details

D.1 Video Temporal Segmentation

The performance of video temporal segmentation has a great impact on the final performance, so in this section, we compare the performance of VTS with several baselines: Histogram Intersect [35], Moment Invariant [27], Twin Comparison [94], PySceneDetect [7], and LGSS [67].

Histogram Intersect We predict video boundaries at time t when the overlap of color histograms in consecutive frames of the video

$$\frac{\sum_b \min(H_{t,b}, H_{t-1,b})}{\sum H_{t-1}} \geq 0.5 \quad (6)$$

As in the original work [35], we weighted the H, S, and V channels of the base image 0.5, 0.3, 0.2 when constructing the histogram.

Moment Invariant We predict video boundaries at time t when the distance between the Hu image moments of consecutive frames of the video $dist_{Hu}(I_t, I_{t-1}) \geq 0.3$.

Twin Comparison We define hyperparameters $T_s = 16, T_b = 3750$, such that the algorithm predicts the start of a segment at time t where the difference between consecutive frames $D_{t,t-1} > T_s$, and the end of a segment at t' when $D_{t,t'} > T_b$.

PySceneDetect We run the tool with hyperparameters $adaptive_threshold = 64, min_scene_length = 5$.

LGSS We identify boundaries where the mean difference across channels H, S, and V between consecutive frames of the video $D_{HSV} \geq 20$ [67].

D.2 Video Summarization

For video summarization, we selected the following representative methods as our baselines: Uniform Sampling [29], K-means Clustering [22], Scale Invariant Feature Transform (SIFT) [50], VSUMM [12], and Keyframe Extraction [28].

Uniform Sampling We downsample the videos to 1 frame per second before taking 5 percent of the video frames, evenly spacing them throughout the video to have a uniform sample of key frames.

K-means Clustering We compute the video’s histogram per frame and apply K-means to find relevant frames for the summarization process. To extract the required images, images were captured at 1 FPS using the cv2 library.

Scale Invariant Feature Transform (SIFT) We again downsample videos to 1 frame per second, then compute the Euclidean distance between the SIFT feature vectors of adjacent keyframes and select those with a difference greater than some threshold. For the segment-level summarization, we take the maximum, and for the whole-video summarization, we select keyframes whose differences from the previous keyframe are greater than the average.

VSUMM For VSUMM, we use a sampling rate the same as the fps of the video.

Keyframe Extraction Using the video downsampled to 1 fps, we sampled one out of every 3 frames. We then use the differences of adjacent frames (represented as a CNN feature vector) to define scenes in the video. We set the threshold for drawing scene boundaries to 0.65. Using K-means and Euclidean distance, we cluster the keyframes per scene and then remove redundant candidate keyframes from the same scene using a threshold of 0.8. [28].

D.3 Text Summarization

For textual summarization, we selected the following representative models as our baselines: BERT2BERT [82], BART [36] (BART-large-CNN and BART-large-XSUM), Distilbart [74], T5 [65], Pegasus [96], and Longformer Encoder-Decoder (LED) [6].

BERT2BERT Through an encoder-decoder architecture with the auto-regressive generation, we predict summaries from the extracted text at time t . Tokenized length T_m and summary length S_m are bounded as follows: $T_m \leq 512, 2 \leq S_m \leq 15$. Additional parameters include: *truncation* = True, *padding* = "max-length", *skip_special_tokens* = True. The pretrained model used can be found in the transformers library under BertTokenizerFast.

BART-large-CNN Using an encoder-encoder framework, the BART-large-CNN model first corrupts text with a noising function, then reconstructs this text with a CNN. Tokenized length T_m and summary length S_m are bounded as follows: $T_m \leq 512, 1 \leq S_m \leq 10$. Additional parameters include: *num_beams* = 2, *clean_up_tokenization_space* = True. The pretrained Facebook model used can be found in the transformers library under BartforConditionalGeneration.

BART-large-XSUM Similar to BART-large-CNN, BART-large-XSUM employs a transformer-based neural machine translation architecture, effective in text generation and comprehension. Tokenized length T_m and summary length S_m are bounded as follows: $T_m \leq 512, 1 \leq S_m \leq 10$. Additional parameters include: *num_beams* = 2, *skip_special_tokens* = True.

Distilbart We use distilbart-cnn-6-6, which copies alternating layers from the BART-large-CNN model and integrates MSE loss from the tinybert model. Tokenized length T_m and summary length S_m are bounded as follows: $T_m \leq 512, 4 \leq S_m \leq 15$. A pretrained model from the transformers library was implemented: "ml6team/distilbart-tos-summarizer-tosdr".

T5 T5 integrates supervised and unsupervised tasks in an encoder-decoder framework. We used the "t5-small" model, having optimized runtime compared to other T5 models. Summary length S_m was bounded as follows: $2 \leq S_m \leq 15$. Additional parameters include: *num_beams* = 4, *no_repeat_ngram_size* = 2, *early_stopping* = True.

Pegasus Pegasus masks important sentences from the text, combining these into an output sequence to develop an informative summary; we used the "pegasus-xsum" model, being the most fine-tuned. Summary length S_m was bounded as follows: $2 \leq S_m \leq 15$. Additional parameters include: *padding* = longest, *truncation* = True.

Longformer Encoder-Decoder (LED) LED employs similar architectures to the BART model; however, it works better on longer input text (over 1024 tokens). We used the "led-large-16384" model; some parameters include: *repetition_penalty* = 3.5, *encoder_no_repeat_ngram_size* = 3, *early_stopping* = True, *no_repeat_ngram_size* = 3. Tokenizer length S_m was bounded as follows: $16 \leq T_m \leq 256$.

E More Results and Discussions

Table 8: Comparison of video temporal segmentation results.

Model	Average Precision (AP) \uparrow	F1 \uparrow	M_{iou} \uparrow	Recall@3s \uparrow	Recall@5s \uparrow	Recall@10s \uparrow
Histogram Intersect	0.142	0.153	0.221	0.168	0.216	0.296
Moment Invariant	0.081	0.089	0.164	0.101	0.129	0.177
Twin Comparison	0.133	0.140	0.208	0.150	0.193	0.266
PySceneDetect	0.135	0.124	0.211	0.119	0.152	0.199
LGSS	0.243	0.352	0.216	0.163	0.216	0.272
Ours	0.503	0.423	0.223	0.325	0.341	0.366

Table 9: Comparison of video summarization results (whole video setting and segment-level setting).

Setting	Model	RMSE \downarrow	PSNR \uparrow	SSIM \uparrow	SRE \downarrow	Precision \uparrow	Recall \uparrow	F1 Score \uparrow
Whole-video	Uniform	0.479	4.044	0.076	49.808	0.077	0.100	0.049
	K-means	0.348	8.234	0.055	46.438	0.072	0.182	0.103
	SIFT	0.330	8.497	0.046	45.949	0.047	0.125	0.059
	VSUMM	0.279	9.226	0.053	44.862	0.054	0.259	0.088
	Ours	0.112	25.280	0.697	23.550	0.320	0.290	0.321
Segment-level	Uniform	0.237	6.307	0.085	42.495	0.186	0.179	0.105
	K-means	0.167	10.123	0.144	46.533	0.123	0.172	0.143
	SIFT	0.114	10.816	0.178	41.634	0.079	0.079	0.079
	VSUMM	0.122	18.818	0.258	41.601	0.160	0.207	0.171
	Ours	0.091	36.370	0.698	23.430	0.333	0.275	0.255

Table 10: Comparison of textual summarization results (whole video setting and segment-level setting).

Setting	Model	BLEU-1 \uparrow	ROUGE-1 \uparrow	ROUGE-2 \uparrow	ROUGE-L \uparrow	METEOR \uparrow	CIDEr \uparrow	SPICE \uparrow	BertScore \uparrow
Whole-video	BERT2BERT	22.59	3.75	0.45	3.41	5.65	1.76	2.91	71.12
	BART-large-CNN	29.17	3.19	0.51	3.04	2.99	2.28	11.27	68.84
	BART-large-XSUM	30.91	3.83	0.57	3.59	3.99	2.56	3.71	69.56
	Distilbart	26.46	3.87	3.87	0.47	3.59	2.25	4.16	69.37
	T5	25.39	3.51	0.43	3.21	4.51	1.97	5.66	70.38
	Pegasus	26.73	3.75	0.52	3.40	4.52	2.38	7.82	68.92
	LED	26.47	3.81	0.25	3.51	3.45	1.78	6.72	68.45
	Ours	32.61	9.41	2.86	9.15	4.01	4.01	10.11	74.46
Segment-level	BERT2BERT	13.58	4.70	1.95	4.53	28.59	11.73	12.13	71.76
	BART-large-CNN	22.79	6.45	2.46	6.32	26.21	22.64	12.13	71.44
	BART-large-XSUM	20.89	7.31	2.77	7.13	30.36	22.90	15.20	71.42
	Distilbart	14.77	1.95	0.15	1.87	23.52	11.83	11.53	66.46
	T5	16.48	6.17	3.03	5.99	30.22	20.96	13.35	71.95
	Pegasus	16.17	3.41	0.96	3.29	29.82	17.26	10.39	67.81
	LED	16.03	3.80	0.60	3.64	29.81	15.85	10.99	68.46
	Ours	23.36	13.61	4.58	13.24	30.01	21.06	10.28	85.19

Table 11: Comparison of MSMO results.

Methods	Text					Video				
	BLEU \uparrow	METEOR \uparrow	CIDEr \uparrow	SPICE \uparrow	BertScore \uparrow	PSNR \uparrow	SSIM \uparrow	Precision \uparrow	Recall \uparrow	F1 Score \uparrow
LGSS + VSUMM + T5	27.35	24.32	3.94	5.57	62.77	16.234	0.198	0.143	0.152	0.147
LGSS + VSUMM + BART-large-XSUM	24.83	24.12	4.37	8.86	39.20	16.234	0.198	0.143	0.152	0.147
LGSS + VSUMM + BERT2BERT	13.26	34.83	3.68	9.23	64.34	16.234	0.198	0.143	0.152	0.147
LGSS + VSUMM + BART-large-CNN	24.93	32.61	4.18	11.84	64.44	16.234	0.198	0.143	0.152	0.147
Ours	33.36	30.31	4.06	10.28	85.19	36.370	0.298	0.133	0.275	0.155

E.1 Results and Discussion

Supervised training leads to more accurate video temporal segmentation results The performance of video temporal segmentation has a great impact on the final performance, so in this section, we compare the performance of VTS with several baselines: Histogram Intersect [35], Moment Invariant [27], Twin Comparison [94], PySceneDetect [7], and LGSS [67]. The results, displayed in Table 8, indicate that LGSS outperforms the other baselines but falls short when compared to our model. Both our method and LGSS are trained using a supervised approach, which leads to improved performance compared to unsupervised baselines. Moreover, our approach incorporates attention mechanisms, potentially contributing to our superior results.

Supervised methods outperform unsupervised methods on video summarization In our video summarization study, we have chosen the following methods as our baseline comparisons: Uniform Sampling [29], K-means Clustering [22], Scale Invariant Feature Transform (SIFT) [50], and VSUMM [12]. The results, presented in Table 9, are under various evaluation metrics. For RMSE and SRE, lower values indicate better performance, whereas for the remaining metrics, higher values are desirable. From Table 9, we can observe that VSUMM showcases the strongest performance among the baseline methods, yet it still falls short compared to our proposed method. But we can conclude that supervised methods outperform unsupervised methods.

Pretrained large language models can still do well in text summarization In the context of textual summarization, we have considered a set of representative models as our baseline comparisons: BERT2BERT [82], BART [36] (including BART-large-CNN and BART-large-XSUM), Distilbart [74], T5 [65], Pegasus [96], and Longformer Encoder-Decoder (LED) [6]. The performance of these models is summarized in Table 10. Among the baselines, T5, BART-large-XSUM, BART-large-CNN, and BERT2BERT exhibit superior performance, with T5 demonstrating relatively better results across various text evaluation metrics. It is worth noting that the ROUGE score may not effectively capture performance differences compared to other evaluation metrics, which tend to provide more meaningful variations in performance.

MSMO results may depend on segmentation results and summarization methods In the field of MSMO, we encountered limitations in accessing the codebases of existing works such as [109, 26, 93, 8, 17, 15]. Therefore, we independently implemented several baselines to evaluate their performance on the MultiSum dataset. For this purpose, we utilized LGSS as the segmentation backbone, VSUMM as the video summarizer, and selected text summarizers that exhibited the best performance in text summarization. The results are presented in Table 11. Based on the findings, it is evident that the aforementioned combination approaches still fall short in comparison to our proposed method. This also indicates that the accuracy of temporal segmentation is crucial prior to generating summaries, highlighting it as a critical step and task preceding MSMO.

F More Related Work

Video Temporal Segmentation aims at splitting the video into segments based on predefined rules, which is a fundamental step in video analysis. Previous work either formed a classification problem to detect the segment boundaries in a supervised manner [75, 105, 62, 76, 1] or in the unsupervised way [20, 77]. Temporal segmentation of actions in videos is also widely explored in previous works [85, 103, 34, 33, 71, 86]. Video shot boundary detection and scene detection tasks are also relevant and has been explored in many previous studies [23, 24, 67, 9, 95], which aim at finding the visual change or scene boundaries.

Video Summarization aims at extracting key moments that summarize the video content by selecting the most informative and vital parts, which lie in two directions: unimodal and multimodal approaches. Unimodal methods only use the visual modality, while multimodal methods exploit the available textual metadata and learn semantic or category-driven summarization. The summary usually contains a set of representative video keyframes that have been stitched in chronological order [2]. Traditional video summarization methods only use visual information, while recently, some category-driven or supervised approaches were proposed to generate video summaries with video-level labels [78, 106, 89, 107, 21, 55].

Text Summarization takes textual metadata, i.e., documents, articles, tweets, etc, as input, and generates textual summaries in two directions: abstractive or extractive summarization. Abstractive methods select words based on semantic understanding, even the words may not appear in the source [80, 72]. Extractive methods attempt to summarize language by selecting a subset of words that retain the most critical points, which weights the essential part of sentences to form the summary [57, 88]. Recently, the fine-tuning approaches have improved the quality of generated summaries based on pre-trained language models in a wide range of tasks [41, 100].

G More Thumbnail Results

In the following Figures 10, 11, and 12, we show more comparisons of our generated thumbnails with Ground-Truth (GT) thumbnails provided by the authors of the video. We can find that our generated thumbnails can be very informative. Besides, we also provided some not-good example in Figures 13, showing the potential of this new task and lots of room for improvement.




Figure 10: More comparison of GT thumbnails and our generated ones [1/3].




Figure 11: More comparison of GT thumbnails and our generated ones [2/3].

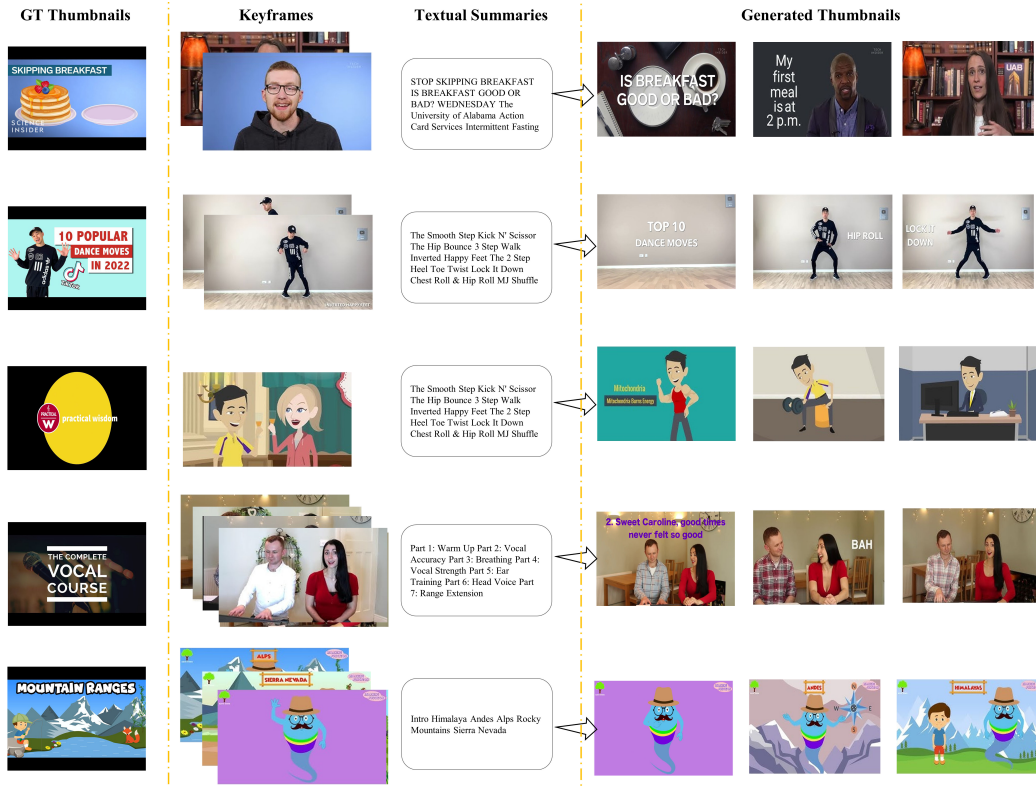


Figure 12: More comparison of GT thumbnails and our generated ones [3/3].




Figure 13: More comparison of GT thumbnails and some "bad" generated ones.