

Interest-disclosing Mechanisms for Advertising are Privacy-Exposing (not Preserving)

Yohan Beugin

University of Wisconsin-Madison
Madison, Wisconsin, USA
ybeugin@cs.wisc.edu

Patrick McDaniel

University of Wisconsin-Madison
Madison, Wisconsin, USA
mcdaniel@cs.wisc.edu

ABSTRACT

Today, targeted online advertising relies on unique identifiers assigned to users through third-party cookies—a practice at odds with user privacy. While the web and advertising communities have proposed solutions that we refer to as interest-disclosing mechanisms, including Google’s Topics API, an independent analysis of these proposals in realistic scenarios has yet to be performed. In this paper, we attempt to validate the privacy (i.e., preventing unique identification) and utility (i.e., enabling ad targeting) claims of Google’s Topics proposal in the context of realistic user behavior. Through new statistical models of the distribution of user behaviors and resulting targeting topics, we analyze the capabilities of malicious advertisers observing users over time and colluding with other third parties. Our analysis shows that even in the best case, individual users’ identification across sites is possible, as 0.4% of the 250k users we simulate are re-identified. These guarantees weaken further over time and when advertisers collude: 57% of users with stable interests are uniquely re-identified when their browsing activity has been observed for 15 epochs, increasing to 75% after 30 epochs. While measuring that the Topics API provides moderate utility, we also find that advertisers and publishers can abuse the Topics API to potentially assign unique identifiers to users, defeating the desired privacy guarantees. As a result, the inherent diversity of users’ interests on the web is directly at odds with the privacy objectives of interest-disclosing mechanisms; we discuss how any replacement of third-party cookies may have to seek other avenues to achieve privacy for the web.

KEYWORDS

Targeted advertising, interest-disclosing mechanisms, Privacy Sandbox, Topics API, cross-site tracking, third-party cookies

1 INTRODUCTION

Third-party cookies (TPCs), the historical *interest-disclosing mechanism* for online advertising, have been repeatedly shown to come at the expense of user privacy with invasive tracking across websites. Deprecated or soon-to-be by various web actors [7, 59, 65, 70, 71, 81], different organizations have been proposing privacy-preserving alternatives that could ultimately contribute to building a more private web for all. We refer to the majority of these proposals as interest-disclosing mechanisms that assign categories to users and disclose them to advertisers (e.g., Google with FLoC [21, 31, 33] and

Topics [23, 36]) or to other third parties considered trusted (e.g., SPARROW from Criteo [16] or PARAKEET from Microsoft [54]).

However, proposals that rely on interest-disclosure may be privacy-incompatible with the natural diversity of user web behaviors that they relay. As a result, user privacy provided by this type of proposals in the context of realistic user behavior distributions remains unclear. We seek to evaluate the privacy and utility guarantees of these proposals using as exemplar the Topics API from Google—currently one of the most mature alternative interest-disclosing mechanism to TPCs that Google plans to gradually deploy to users starting July 2023 with Chrome 115 [53]. In Topics, the web browser collects and classifies the websites visited by users into topics of interest. The top visited topics are updated regularly and observed by advertisers to select which ad to display. A central privacy claim of Topics is: “the specific sites you’ve visited are no longer shared across the web, like they might have been with third-party cookies” [35].

In this paper, we show that the privacy and utility claims of an interest-disclosing mechanism (e.g., Topics) are directly at odds with the same properties of users’ browsing interests that make them unique. We demonstrate through the Topics API how the disclosure of user interests can be leveraged to re-identify users across websites, effectively violating one of Topics’s guarantees. On the other hand, for any proposal to see market adoption, user information returned to advertisers must be sufficiently accurate to yield profitable ad targeting. Often called *utility* within the privacy community, we measure how accurately Topics maps user interests to their visited websites and show how the Topics API can be abused to alter this mapping. As the Topics API is still in a development phase, our evaluation is based on the latest version (at time of submission) from May 30, 2023¹ of the proposal [35].

Through an analytical and empirical evaluation of the Topics proposal, we develop statistical models based on realistic user web behaviors and corresponding topics of interest. We show that advertisers and publishers can observe users who have stable interests and leverage the results returned by the API for re-identification. Indeed, we observe a highly skewed distribution of topics among the top 1M most visited websites from CrUX top list [18]: 1 topic appears on more than 18% of the websites, only 196 topics out of the 349 from the taxonomy appear on more than 100 websites, and 42 topics are never observed at all. Using this prior, we propose a way to identify noisy topics (i.e., those returned randomly by the API to provide plausible deniability and k-anonymity), remove them, and use the genuine ones to track users across websites. We evaluate this phenomenon from the points of view of a single and different

This work is licensed under the Creative Commons Attribution 4.0 International License. To view a copy of this license visit <https://creativecommons.org/licenses/by/4.0/> or send a letter to Creative Commons, PO Box 1866, Mountain View, CA 94042, USA.



Proceedings on Privacy Enhancing Technologies 2024(1), 1–17

© 2024 Copyright held by the owner/author(s).

<https://doi.org/XXXXXXXX.XXXXXXX>

¹Commit hash: 24c8789

Table 1: Overview of the risks of Topics’s information disclosure for different scenarios and cases of collusion (Section 4).

Scenario \ Collusion	One-shot	Multi-shot (15-30 epochs)
None	25% of noisy topics removed	49-94% of noisy topics removed
Noise removal		
Across 2 websites	0.4% of users re-identified	57-75% of users re-identified
Cross-site tracking	17% better than just randomly	38-25% better than just randomly

websites that observe API results for users across a single and several epochs² (see Table 1 for an overview of our results).

In our evaluation, we show that an adversary can identify (1) about 25% of the noisy topics on single websites in *one-shot* scenarios (wherein only one result from the API is observed). As user behaviors are stable across epochs and advertisers record the results returned by the API, we find that (2) the noise removal increases to 49% for 15 epochs and to 94% when 30 epochs are observed in *multi-shot* scenarios. The identification of the genuine topics of each user lays the foundations for re-identification of cross-site visits. We find that, contrary to the goal of preventing re-identification, (3) 0.4% of the 250k users we simulate are re-identified by 2 advertisers colluding across websites in one-shot scenarios, and that 17% of them can be re-identified with higher likelihood than just randomly. In multi-shot scenarios, (4) 57% of the users are uniquely re-identified and an additional 38% are matched better than just randomly in 15 epochs, while for 30 epochs 75% are uniquely re-identified and the rest (25%) with a higher likelihood. This appears to directly violate the privacy goals proposed by Google with Topics over TPCs. On the utility perspective, we see that (5) Topics is quite useful to advertisers. On average, the Topics API returns at least 1 true topic aligned with user interests in about 60% of cases—assuming the API is used faithfully. We further demonstrate (6) how carefully crafted subdomains can alter this accuracy and be abused to potentially assign unique identifiers to users. This paper shows that the privacy-preserving claims of Topics are directly at odds with user behaviors on the Internet. Other approaches may need to be explored to develop a truly privacy-preserving alternative to TPCs.

We make the following key contributions:

- We show how natural properties about user interests can break Topics’s privacy claims of non re-identification. Specifically, users with stable interests are as uniquely cross-site trackable with Topics as with TPCs.
- We find that Topics does not meaningfully lower the utility provided to advertisers from TPCs. We also identify ways to impact Topics’s privacy and utility if not used faithfully.
- We discuss how some mitigations to the Topics API can only be partial, and we point as well to other approaches than interest-disclosing mechanisms that may have to be sought for privacy-preserving online advertising.

²The Topics API currently processes browsing histories once per epoch of size 1 week. See Section 3 for more details.

2 BACKGROUND & RELATED WORK

Third-Party Cookies & Cross-site Tracking. Web cookies, which offer websites the ability to record site-specific data in a user’s browser, are routinely abused to track users online. With TPCs, advertisers can assign unique identifiers to web users, track them across different websites, and obtain users’ browsing histories. This is used to infer user interests for targeted advertising [6, 15, 42, 63]. As a result, TPCs have been deprecated by different web actors (the Tor Browser [65], Safari WebKit [81], Brave Browser [7], or Mozilla Firefox [59]) while others such as Google Chrome have announced their intention to do so in the near future [70, 71].

Alternatives for Privacy-Preserving Advertising. Deprecating TPCs altogether without offering any replacement would disrupt how the ad-funded web presently operates. As a result, different organizations are developing privacy-preserving alternatives for personalized advertising. The focus of this paper as well as the majority of these proposals are based on *interest-disclosing mechanisms*. Generally, these solutions compute user categories or assign each user to their interests. When advertisers and publishers want to display an ad to users, that information is used to determine which ad to show. The FLoC proposal [21, 31, 33] and later the Topics API [23, 36], made by Google as part of The Privacy Sandbox [10, 29, 37], assign users to a group of interests or classify user web histories into topics categories, and then release those categories to advertisers through a web API call. Two other proposals, SPARROW from Criteo [16] and PARAKEET from Microsoft [54], introduce a trusted third party—respectively, a gatekeeper and an anonymization service—to which user data is disclosed to perform the ad selection process. On the other hand, a different type of proposals for online advertising, like the FLEDGE API [22] from Google, assumes that user data should not leave the browser and so executes the ad auction directly on users’ devices.

Federated Learning of Cohorts (FLoC). With FLoC, an alternative to TPCs developed by Google, participating web browsers weekly compute the interest group (or cohort) their users belong to, based on their browsing histories. Through a reporting mechanism to a central server, Google ensures that the computed cohorts are either composed of enough users or merged with other cohorts in order to provide some *k*-anonymity. Advertisers embedded on visited webpages can observe user cohort IDs [21, 31, 33]. Analysis of FLoC revealed a variety of privacy concerns: (1) requirement in trusting a single actor to maintain adequate *k*-anonymity, (2) concern that cohort IDs could create or be linked to fingerprinting techniques, and (3) risk of re-identifying users by tracking their cohort IDs over time and by isolating them into specific cohorts through Sybil attacks [4, 66, 78]. While some parameters and details of FLoC were still unclear, advertisers also had concerns about how to interpret the cohort ID for utility. Google eventually dropped FLoC for the Topics API.

Topics API. Topics aims to replace TPCs for personalized advertising. With this API, the web browser classifies the websites visited by users into topics of interest. The top visited topics are updated once per epoch and are observed by advertisers embedded on websites to select which ad to display [23, 35, 36]. See Section 3 for more details.

Topics Analyses [25, 41, 77]. Along with its proposal, Google released a white paper analyzing the risk of third parties re-identifying users across websites [25]. First, an analytical evaluation is carried

out to compute the aggregate information leakage of `Topics` for two scenarios (per single and longitudinal leakage) followed by an empirical experiment on a private dataset of synced Chrome users browsing histories. The reported results show that the information learned by a third party is somewhat limited compared to the worst case scenario identified. This analysis is important for the discussion around The Privacy Sandbox proposals, but it also has limitations (some explicitly mentioned by the authors): for instance, (1) it assumes that no actor is colluding with each other when in practice advertisers could easily have such incentive, (2) some uniform assumptions about the distribution and observations of topics are made, (3) results are reported in aggregate potentially hiding risks for specific users, (4) the noise in the mechanism is very briefly discussed, and (5) only 2 epochs were considered in the empirical evaluation. Our analysis of `Topics` explicitly addresses these limitations through a realistic threat model, a more thorough analysis over time (30 epochs), and a focus on the privacy consequences of the diverse nature of user interests.

Following an inquiry from Google on their position about the adoption of the `Topics` API [43], Mozilla has released a privacy analysis [77] that points at shortcomings of `Topics` and of the re-identification evaluation of Google’s white paper. Thomson, the author of this analysis, crafts a specific example of one user exhibiting a unique interest among a population, to show the risk of being re-identified through the `Topics` API. As proposed, a population as small as 70 users would readily leak more information than the upper bound computed by Google. Thomson additionally critiques the use of aggregate statistics, highlighting that privacy guarantees must not only be assumed on average across web users but also for individuals. In this paper, we analytically and empirically demonstrate the actual consequences on the `Topics` API of the diverse nature of user interests. We find that the distribution of topics among the top 1M most visited websites is highly skewed, and use this information to identify some of the noisy topics returned by `Topics`. By simulating 250k users across 30 epochs, we demonstrate and quantify the risks identified in our analysis. Finally, we measure the utility of the proposal for advertisers, a missing aspect from all previous analyses on `Topics`.

In concurrent work, Jha et al., studied the privacy risk of re-identifying users across websites through the `Topics` API for a substantially smaller simulated population in a limited analysis [41]; while we perform a broader, complete, and systematic analysis of both the privacy and utility goals stated by Google on the proposal. Jha et al., collect data on a few real users (268 in total) to simulate for the majority of their analysis a population of 1000 users; we propose a new methodology that directly uses results from measurement studies on “several hundred million users” and representative of “over 95% of page loads on the Internet” [6, 18, 63, 68, 69] to simulate a population of 250 k users. As a result, Jha et al., only classify about 51k unique websites and observe a total of 250 topics; we classify 1M websites for each CrUX and Tranco top-list observing 307 and 311 topics, respectively. Additionally, we systematically craft 3.5M adversarial subdomains to study the potential for API abuse. Finally, if Jha et al., conclude that the attack seems impractical because it would require several weeks; we argue that a possible re-identification attack appears at direct odds with Google’s stated goals. We show that some users are

re-identified without having to wait several epochs, not to mention that the size of an epoch could change and be shortened in the future³.

A World Wide View of Browsing the World Wide Web [68]. Ruth et al., collaborated with Google to access a private dataset about real browsing histories of Chrome users worldwide [68]. They were able to extract interesting statistics and details about user browsing behaviors (some previously conjectured by the community) that we directly use in our empirical analysis. Their results show that web users always visit the same small number of websites (25% of page loads in their dataset come from only six websites with 17% from one website only) and spend most of their time on very few of them (10 websites capture half of users’ time spent online). They find that the top 10k and top 1M most visited websites capture respectively from 70% to 95% of user traffic, which justify using these rankings as a proxy to study users web browsing, even though a lot of websites are visited relatively little which skews the analysis towards the tail. Their results show that browsing behaviors tend to be similar across regions for top use cases: users visit websites of similar categories (search engine, video platforms, social networks, pornography, etc.), they also explain that smaller populations and individuals exhibit different and sometimes unique behaviors. Indeed, geographic, cultural, and linguistic differences are observed, and so not every unique user web behavior may be represented through global ranking lists.

Users Have Stable (and Unique) Web Behaviors [3, 6, 26, 47, 52, 57, 61, 63, 75, 79]. Multiple studies have been carried out since the early Internet area to measure and evaluate user web behaviors. In the early 2000s, analyses identify how users revisit websites [75] and what browsing trends and patterns they exhibit [57]. These early studies already find that user browsing behaviors and interests are stable over time, subsequent studies come to the same observation. For instance, Yahoo! shows that webpages of certain types and categories are revisited by the same user over time [26, 47]. Studying search logs from Bing, Microsoft finds that users exhibit consistent and stable domain preferences over time, even during periods that would disrupt users’ daily life (like vacations), and that third parties have the ability to observe these preferences [79]. Diary studies such as Google’s on the use of tablet and smartphone devices also highlight that users have a diverse and yet fixed set of activities they tend to perform repeatedly [61]. On top of being stable, user browsing behaviors have also been demonstrated to be unique: communities of interests are used to re-identify users [3, 52], and browsing histories are shown to be unique by Olejnik et al. [63] and in the replication study performed by Mozilla a few years after [6].

3 EXPLORING TOPICS

In this paper, we use `Topics` as a canonical example of an interest-disclosing mechanism, as it is currently the most mature proposal to replace TPCs. Our goal is to analyze its privacy protections for users and its utility for ad-funded websites. See Appendix E for notations.

3.1 Topics in Detail

With `Topics`, at the end of an *epoch* e_0 (of size 1 week in the current proposal) the browser—which globally tracks user’s history—classifies visited hostnames in order to compute the *top T = 5 most*

³As discussed here: <https://github.com/patcg-individual-drafts/topics/issues/119>

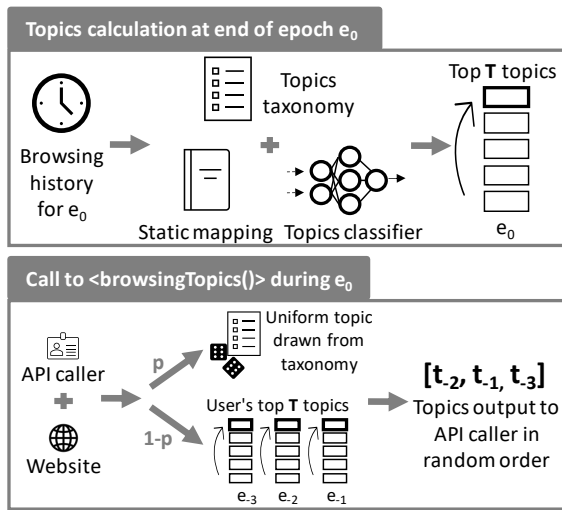


Figure 1: Overview of Topics.

visited topics, which represents user interests. The initial taxonomy is composed of $\Omega = 349$ different topics. To compute topics, the browser first checks if the hostname is present in a static mapping of $\sim 10k$ most visited websites manually assigned to topics (if any). If not, a machine learning classifier is used (see Figure 1). Hostnames are assigned from zero⁴ to several topics (one most of the time). Additionally, not all visited websites are taken into account when computing a user’s topics of interests in a given epoch e_0 : only the hostnames of the web pages that opted in to Topics and made a call to the API are.

API Call. During epoch e_0 , when publishers or advertisers embedded on a web page call the Topics API, the browser will return them an array of maximum $\tau = 3$ topics: one per epoch before the current epoch. For each epoch, the topic that is returned is either, with probability $p = 0.05$, a noisy topic picked uniformly randomly from the taxonomy or, with probability $1 - p$, a genuine topic picked randomly from the user’s top T most visited topics for that epoch. These noisy topics are intended to provide plausible deniability to users and ensure that a minimum number of users is assigned to each topic (k-anonymity) [36]. We study in Section 4 if these noisy topics can be identified by advertisers. Topics also has a witness requirement that ensures according to Google that the Topics API does not disclose more information than advertisers are already able to obtain with TPCs. With this witness requirement, for advertisers to observe a genuine topic, advertisers must have already seen that same topic on another website visited by the user in the previous τ epochs. If not, advertisers may be able to receive the parent topic of the genuine one in the taxonomy, but only if they witnessed that parent topic in the past as well. Additionally, if a topic is returned for a given epoch on a website, any other subsequent call to the Topics API on that same website by any caller will return the same topic for that epoch. Finally, advertisers may not receive any topic; a user could have opted out of Topics, their web browser does not support the API, they are in incognito mode, etc.

⁴For some hostnames, no topic is returned because the classification is unknown or the website corresponds to sensitive categories (ethnicity, sexual orientation, etc.).

Table 2: Number of topics per individual domain in the static mapping of $\sim 10k$ domain names annotated by Google.

Topic(s) per domain	Domains count	Topic(s) per domain	Domains count
0	1344	4	270
1	4135	5	59
2	2350	6	20
3	1073	7	3

Initial Taxonomy. Google has released Topics with an initial taxonomy of $\Omega = 349$ topics [45], seemingly curated from the taxonomy of Content Categories of the Google Natural Language Processing API [34]. These topics are alphabetically ordered and divided under 24 parent categories, e.g., the /Business & Industrial topic is a parent of /Advertising & Marketing, that is itself a parent of /Sales (see Appendix A). Additionally, Google removed topics that could be deemed sensitive (ethnicity, sexual orientation, etc.).

Static Mapping. Google has released a list of manually annotated topics for $\sim 10k$ domains [23] that we refer to as the static mapping. Consisting of exactly 9254 domains, Table 2 shows the distribution of topics per individual domain on this static mapping. The majority of these domains are assigned very few topics (the median is 1 topic) and 1344 of them do not get assigned any topic from the taxonomy at all, but instead the Unknown topic (likely of sensitive content).

Model Classifier. Hostnames that do not appear in the static mapping are classified through the use of a model that has been trained by Google. The machine learning model of this classifier (weights, architecture, metadata, etc.) is released publicly in the beta version of Google Chrome: Google uses a Bert classifier [17] that accepts as input a string of maximum 128 characters that has been tokenized and padded with spaces if necessary. The output of the classifier is a vector of 350 confidence scores: one for each of the 349 topics of Google’s taxonomy to which an additional Unknown topic has been added. Although the model classifier used by Google is public, its performance metrics such as accuracy and recall are not, we fill that gap in Section 5 by evaluating the model classifier performance. In order to exactly replicate the Topics API implementation from Google Chrome, we identify the filtering applied to the output of the model by Google: we detail this algorithm in Appendix C. As a result, we can directly reproduce the Topics API classification performed by Google and classify any hostname we want: whether it is a real and registered one like in Section 4 when we classify the top 1M websites from different top-lists, or a hostname that does not exist such as when we evaluate if operators can influence the classification of their websites in Section 5.3.

Proposal Versions. In this paper, we use the latest version of the individual draft proposal of Topics from May 30, 2023 available on GitHub of short sha commit 24c8789, the taxonomy v1 of 349 topics, and the model classifier of version 1 (used to be labeled 2206021246). This corresponds to Topics version chrome.1:1:2 being tested in Google Chrome beta at the time of submission of this paper (May 2023). Google plans to start deploying the Topics API gradually with Chrome 115 expected for July 2023 [53].

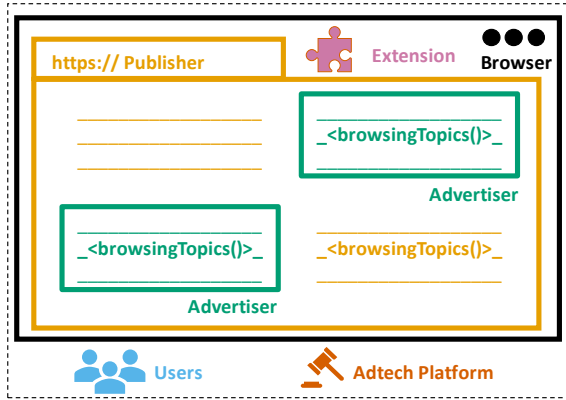


Figure 2: The different actors for Topics on a website’s visit.

3.2 Topics’s Threat Model

Here, we present a realistic threat model for the Topics API (see Figure 2). This model assumes *users* accessing the content of a *publisher’s* website through their web *browser*. On the website along with the publisher’s content, *advertisers* embed scripts to display ads to users after an ad auction was run on an *adtech platform*.

Under the Topics approach, advertisers can no longer use third-party cookies, but they can call the Topics API to obtain user topics of interest (recall, users are opted-in by default). While users and web browsers can be trusted in that they faithfully follow the Topics protocol, a fundamental risk with third parties is that they attempt to re-identify users across websites. The threats are as follows: (1) advertisers will collude—there are strong incentives for them to do so: better targeting users, improving their ad selection, etc.—and (2) third parties (advertisers and publishers) will also try to abuse the API—they can trick users into revealing certain topics by clicking on specific URLs. Finally, even though we do not consider *extensions* in this paper (their current role and access to the Topics API is unclear), we acknowledge that they may have to be part of the threat model to assume by future work once Topics is deployed.

3.3 Topics’s Privacy and Utility Goals

The Topics proposal describes four goals across *privacy*, *utility*, and *usability*. We next briefly discuss these goals and our evaluation.

(G1) “It must be difficult to reidentify significant numbers of users across sites using just the API.”

This is a *privacy* goal; with Topics it should not be possible for websites to identify that the same user visited them, as this would enable cross-site tracking [6, 15, 42, 63]. The phrasing used here is ambiguous; it is not clear what “difficult” and “significant” precisely mean in that context as they are not fully defined. To perform our analysis, we define the *difficulty* in breaking user privacy to be the number of websites that the API caller needs to be present on, or collude with, the number of topics that they need to observe, and the needed number of observed epochs. For *significance*, we measure the proportion of n users that can be re-identified, ideally and to be truly private

the Topics API should make this impossible for *any* single user, we quantify the re-identification risk of the Topics API in Section 4.5.

(G2) “The API should provide a subset of the capabilities of third-party cookies.”

This is the *utility* goal of Topics: the API should allow publishers and advertisers to display targeted ads to the right users based on the returned users’ topic of interests. We evaluate how accurately browsing histories map onto topics of interest in Section 5.

(G3) “The topics revealed by the API should be less personally sensitive about a user than what could be derived using today’s tracking methods.”

This other *privacy* goal mentions that Topics’s privacy disclosure should leak less information about users than what could be inferred from TPCs today. We analyze in Section 4 if advertisers can denoise the output of the API and re-identify users across websites.

(G4) “Users should be able to understand the API, recognize what is being communicated about them, and have clear controls. This is largely a UX responsibility but it does require that the API be designed in a way such that the UX is feasible.”

The last goal mentioned by Google is about *usability*; although it is very important and should be taken into account when developing such an API—especially if it were to be deployed to billions of internet users—we do not consider this aspect in the rest of this paper. The reason is that a totally different set of tools and expertise (e.g., user studies, surveys, and interviews) would be required than the ones we focus on to evaluate the privacy and utility goals. We defer this usability evaluation to future work. The rest of the paper evaluates Topics according to its privacy and utility goals.

3.4 Information Disclosure

By returning user top interests, Topics discloses user information to advertisers and alike. We now analyze the risks associated with this information disclosure (see Table 1) for different cases of collusion between third parties (none and between advertisers across websites) and scenarios within which the API was called: one-shot (wherein only one epoch is observed per user) and multi-shot (several epochs observed per user). Recall (Section 3.1) that the disclosure of user interests by the Topics API is *limited*, *noisy*, and its content *differs* across websites. However, users have stable web behaviors and interests over time (see Section 2), further amplified for their top $T = 5$ topics collected by their browser in the Topics API. As a result, we must study the consequences of the stability of user interests on Topics’s privacy claims.

No Collusion - Noise Removal. Consider the no collusion case: an advertiser is embedded on a website and receives the topics of interest of the users visiting it. A maximum of $\tau = 3$ topics are observed per call. With a probability $p = 0.05$, each topic may be a noisy one picked from the taxonomy, composed of $\Omega = 349$ topics,

instead of being one of the user’s genuine interests. This mechanism guarantees that for n users visiting a website once, an advertiser can expect to observe each topic in the taxonomy a minimum of $\frac{n p \tau}{\Omega}$ times. Now, assume N and G the random variables that count the number of noisy and genuine topics in an array of τ topics, they have the following binomial distributions: $N \sim \mathcal{B}(\tau, p)$, $G \sim \mathcal{B}(\tau, q = 1 - p)$. With the values from the current proposal, advertisers can expect to get at least 2 genuine topics in 99.275% of the results that they observe in one-shot scenarios (where only one epoch is observed per user). However, from just the outcome of this probabilistic experiment, advertisers can not determine exactly which topics may be genuine or noisy. Yet, they have a direct incentive to do so, for instance, to better select which ad to display to user. This raises the question, *can third parties remove the noisy topics returned by the API?*

First, noisy topics are returned whether advertisers have observed them or not for that user in the past epochs, i.e., the witness requirement does not apply. Advertisers who track the topics assigned to websites they are embedded on can therefore easily flag noisy topics they do not have third-party coverage of. Although, we can expect in practice that advertisers will be embedded on a large set of websites as demonstrated by past measurement studies [1, 2, 24, 46, 49, 51, 67], the distribution of topics on the most visited websites could inform advertisers about which topics will appear more because they are noisy than genuine. Indeed, we show in Section 4.4 that not all the topics from the initial taxonomy are observed on the most visited websites, and build a classifier to identify the noisy or genuine nature of topics.

Second, if a topic is repeated in the array of $\tau = 3$ topics, advertisers can distinguish between noisy and genuine topics. A topic that repeats x times, with $2 \leq x \leq \tau$, would be noisy all these times with a probability of $(\frac{p}{\Omega})^x$. By the opposite event rule, we have: a topic that appears x times is genuine at least once with probability $1 - (\frac{p}{\Omega})^x$, i.e., more than 99.99% for $x \geq 2$. Users who have stable interests across epochs have a higher chance of returning repeated topics during a *one-shot* scenario (i.e., a single call to the API). Similarly, advertisers in a *multi-shot* scenario (i.e., several calls to the API are observed), have an incentive to collect user’s interests across time. Doing so, advertisers amass more information than through a single API call, and can identify for instance a user’s genuine topics when these repeat over non-contiguous epochs or epochs separated by at least τ other epochs. As users have stable topics (see Section 2), their `Topics` API’s results across epochs on a website can be seen as a variant of the Coupon Collector’s Problem [58], and 11 epochs would be necessary in expectation to see each one of the user’s genuine topics once (see Appendix D for proof and Figure 4c for empirical results from our simulation). So, the more an advertiser observes a user across epochs, the more confident it becomes in which topics are truly genuine or noisy; we further study and quantify these risks in Section 4.4.

Collusion - Cross-site Tracking. Advertisers may be able to remove the noise added by the `Topics` API, especially for users with stable interests. *Can `Topics` be used to cross-site track users?*

During a given epoch, the `Topics` API returns a maximum of the same $\tau = 3$ topics to any caller embedded on a given website. For each consecutive epoch, third parties that regularly call the `Topics` API are returned at most 1 new topic per epoch. This effectively limits `Topics`’s privacy disclosure; specifically, if user interests and their nature were uniform enough. However, if we assume that the set of

top $T = 5$ topics for some user is stable, i.e., remains the same across epochs, a third party could potentially observe all top $T = 5$ topics of these users in as little as $T - \tau + 1 = 3$ epochs. Third parties on other websites can do the same, and collude to re-identify users. The initial taxonomy is composed of $\Omega = 349$ topics, which leaves us with a total of $\binom{\Omega}{T} \approx 42$ billion combinations of unique top $T = 5$ topics. Thus, if some users also exhibit unique interests, they risk being re-identified across websites in both *one-shot* and *multi-shot* scenarios. Also, even if users are sharing common interests with others, there exists an arbitrary number of techniques out of scope of our threat model in this paper that can be used on top of `Topics` to further discriminate users into smaller and distinct populations [3, 52, 77], making the risk of being re-identified real for everyone (see Section 6.1).

For a given epoch and user, calls to the `Topics` API that originate from different websites do not return the same results every time. This is an attempt at making it harder for advertisers that are colluding to re-identify users across websites through one-shot scenarios. However, in multi-shot scenarios where advertisers record topics returned for each user across epochs, more information is accumulated. This directly paves the way for re-identification attacks grouping users by their top T topics as demonstrated in Section 4.5. The natural diversity and stability of users interests here again conflicts with the privacy guarantees that `Topics` intends to provide.

4 PRIVACY EVALUATION

In Section 3.4, we find that advertisers can remove the noisy topics returned by `Topics` in one-shot and multi-shot scenarios, and discuss that if third parties are colluding, users risk being tracked across websites. We seek to empirically demonstrate and evaluate these risks:

- Q1: To what extent can third parties identify noisy topics?**
- Q2: To what degree can users be tracked across websites?**

4.1 Challenge

To answer these questions through an empirical evaluation, it would be ideal to have access to a recent and representative dataset of real browsing histories on which the `Topics` API could be simulated. Unfortunately, no such dataset is publicly available to researchers. Web actors, like Google, who collect this browsing data at a large and systematic scale through opt-in telemetry and reporting programs, keep it private [6, 28]. Some online data brokers do offer to sell some browsing histories datasets, but, for privacy, ethical, and representativeness reasons about the unclear and vague collection methodology of these datasets we immediately discard this possibility (see also our ethics statement in Section 6.4).

As a result, researchers have historically taken a survey approach to directly ask users about their browsing habits and collect their histories [26, 47, 57, 61, 75]. However, we observe that such collection process is cumbersome and very often results in limited size of collected samples for which ethical and representativeness questions still arise. Not to mention that these researchers usually can not publicly release their sensitive dataset of collected browsing histories, preventing others from reproducing their results or methodologies without going through the same collection process. Recognizing this challenge and aware of recent and representative results published in the measurement community about online users behaviors, we propose a new approach to solve this dataset problem for our use case.

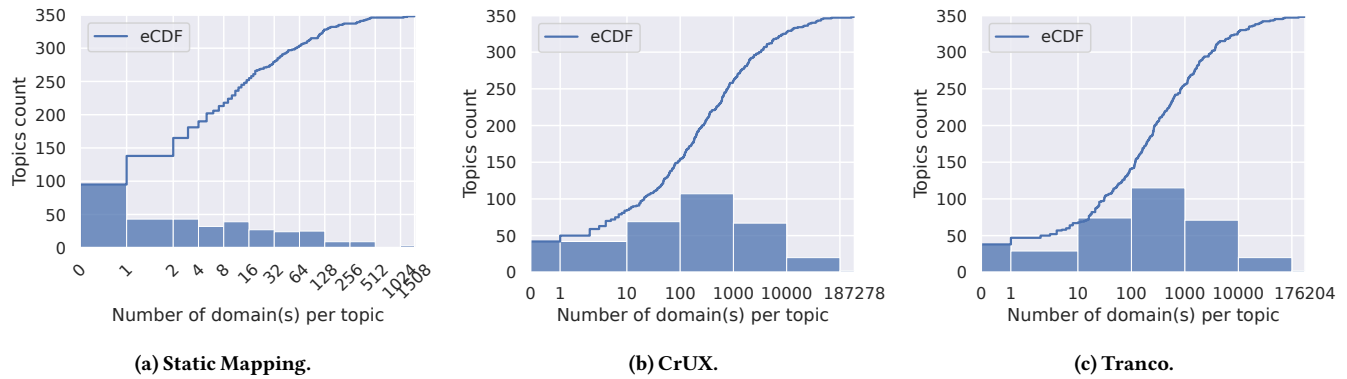


Figure 3: Distribution of the observations of each individual topics on the domains for each corresponding top list.

4.2 Drawing from Representative Distributions

First, we observe that to analyze the Topics API, we do not specifically need detailed and timestamped browsing history traces but only the distribution of the most visited domains for each user. Indeed, as explained in Section 3.1, the Topics API classifies the websites visited by each user during an epoch into topics and keeps only the top 5 most visited topics. Thus, we propose an alternative that lets us generate synthetic datasets of any arbitrarily size. These are drawn directly from representative distributions of online browsing behaviors aggregated on the large private datasets of browsing histories that Cloudflare, Google, and Mozilla have collected. Contrary to the datasets, these distributions are publicly available: they have been published in measurement works performed in collaboration with these organizations (see Section 2) [6, 18, 68, 69].

Specifically, Mozilla reported the distribution of the number of unique domains visited by 52k real users in a week in a replication study about the uniqueness of browsing histories [6]. Ruth et al., partnered with Google and Cloudflare to perform a large-scale measurement of real users browsing patterns of “several hundred million users globally” [18, 68, 69]. They disclosed the shape of the global distribution of web traffic that we use on the top 1M most visited websites from the CrUX top-list, as it is representative of “over 95% of page loads on the Internet” [68]. Note how the CrUX top-list is generated by the same research group [18].

We will now walk through the generation of a synthetic dataset of a specified size, before discussing different properties and advantages of our approach. We sample a population with the same distribution of unique domains visited each week by user as the one reported by Mozilla. Then, to determine which domains are visited by each synthetic user, we use the global distribution of web traffic reported by Ruth et al. This requires to first set a total order among the top 1M websites of the CrUX top-list, which are binned by top rank (top 1k, 5k, 10k, 50k, 100k, 500k, and 1M). Fortunately, Ruth et al., report that they see “Google, Youtube, Facebook, WhatsApp, Roblox, and Amazon within the top six sites for at least ten countries” [68], so, we use the main FQDN of these organizations (e.g., [www sub-domain].[organization’s name].[com global top level domain]) for the top 6 websites. For the rest, we set a relative order within each bin by using the Tranco rank [48] of the *eTLD+1* of each website in CrUX. Similarly, we also use the ordered list of the top 100 *eTLD+1*

globally returned by Cloudflare Radar’s Domain Ranking API [12]. This total ordering allows us to directly sample browsing histories for each user according to their number of unique visited domains.

Our approach has several advantages: (1) it does not require the collection or use of any sensitive data by researchers, (2) the generated histories have the same desired properties of representativeness as the global distributions see on the web by Cloudflare, Google, and Mozilla because they are directly drawn from their reported results, and (3) it allows the generation of any arbitrarily large synthetic dataset than can (4) be publicly shared to (5) enable reproducible methodologies. As such, we release as an *open-source artifact*⁵ the entirety of our generation code and of our privacy and utility analyses of the Topics API performed for this paper [5].

4.3 Topics Simulator

For the purpose of our analysis, we implement a simulator to replicate what the Topics API would output to different advertisers embedded on several websites when the simulated population of users visit them. This simulator follows the exact steps specified in the proposal of the Topics API [23, 35, 36], with the exception that we assume that advertisers have a large third-party coverage of the web, thus, they can observe any topic from the taxonomy for every user. This effectively removes the witness requirement of the Topics API and assumes a worse case threat model that tends to be also more realistic: some advertisers already have such important coverage as demonstrated by several past studies. [1, 2, 24, 46, 49, 51, 67].

For the rest of this section, we generate two synthetic datasets following the procedure explained in Section 4.2. These histories are classified into the topics that would be returned by the Topics classifier. As we are missing frequency information about the number of visits to each unique website, we sample up to 10 sets of possible top $T=5$ topics of interests among the topics observed, in case less than T topics were observed for a user, we draw the remaining ones uniformly from the taxonomy like the Topics API does. We also assume that users have stable interests across time (see related work cited in Section 2 and our discussion in Section 6). Finally, we present in Table 3 some statistics about the two generated synthetic datasets used in the rest of this section: (1) 52k users used to fine-tune our binary

⁵Available at https://github.com/yohhaan/topics_analysis

Table 3: Statistics of generated datasets for one epoch per user.

Metric	52k users	250k users
Number of users	51977	249997
Unique observed domains	91144	248201
Unique observed topics	342	349
Unique top $T=5$ profiles	47928	209745

classifier in Section 4.4, and (2) *250k users* on which we simulate the Topics API for 30 epochs for 2 different advertisers to evaluate the re-identification risk associated with Topics. Note that the generated datasets have the same desired properties of representativeness

4.4 No Collusion and Noise Removal

In this section, we analyze the possibility for advertisers to identify and remove the noisy topics returned by the API. Recall that advertisers have an incentive in doing so to improve, for instance, the selection of relevant ads to display to users. As discussed in Section 3.4, if the distribution of topics on the most visited websites is non-uniform, advertisers can use it as prior information to discriminate topics on their genuine or noisy nature. So, we ask here: *what is the distribution of topics on the most visited websites on the Internet?* and *how can we leverage that information in the context of the Topics API?*

Topics Distribution as a Prior. In Figure 3, we plot the histogram and the empirical cumulative distribution of how many individual topics are observed per number of classified domains for (a) the static mapping, (b) the top 1M most visited websites⁶ from CrUX [18, 68, 69], and (c) the top 1M most visited *eTLD+1* from Tranco [48] classified with the Topics API.

The results show that the distributions of observations of each topic is very non-uniform. First, the number of unique domains on which each topic is observed tends to be rather small: the median is of only 3, 66, and 189 unique domains per topic respectively for the classifications of the static mapping, CrUX, and Tranco. Then, we observe that a moderate number of topics from the initial taxonomy are never observed at all: 95, 42, and 38 topics respectively. Finally, a few topics are seen on a significant number of domains: 3 topics are seen on more than 10% of the static mapping, when 1 topic in particular (*Arts & Entertainment*) is seen in the classification of 187278 domains on CrUX (18.8%) and of 176204 domains on Tranco (17.6%). Given that the list of top 1M most visited websites represents “95% of all page loads on the internet” [68, 69], the distribution of topics among users is highly skewed as well.

Using this distribution as a prior, third parties can build a binary classifier to distinguish between the noisy and genuine nature of topics. The first approach is to set a global minimum number of websites among the top most visited websites on which topics must appear to be considered genuine. Other more advanced options that we do not explore here could see advertisers adapting their strategies to the website they are embedded on, to the population observed, or to other biases and signals, etc. To determine the minimal number of websites a topic must appear on to be considered as genuine, we fine-tune our simple binary classifier on the simulation of the Topics API

⁶CrUX provides a list of the top 1M most visited origins which represents 991 656 unique domains in practice (some appear twice depending on the *http(s)* protocol used)

Table 4: Results of our classifier for different thresholds. Highlighted row is the threshold used in the rest of the paper.

Threshold	Accuracy	Precision	TPR	FPR
0	0.956	0.130	0.938	0.044
1	0.957	0.144	0.915	0.043
2	0.959	0.173	0.905	0.041
5	0.959	0.207	0.894	0.040
10	0.961	0.246	0.900	0.038
20	0.956	0.284	0.681	0.038
50	0.958	0.364	0.658	0.033
100	0.959	0.442	0.619	0.028
500	0.912	0.644	0.315	0.020
1000	0.872	0.752	0.246	0.015

for 1 epoch on the small dataset of 52k users exclusively generated for that purpose. We present in Table 4 the raw results of the classifier for the following thresholds: 0, 1, 2, 5, 10, 20, 50, 100, 500, and 1k websites, the positive class of our classifier corresponds to the noisy nature of the topic observed, while the negative one to genuine. For a threshold of 10 websites, we observe that our classifier has still a very high true positive rate (TPR) for a better false positive rate (FPR) than smaller thresholds. As a result, for the rest of our analysis, we set the global minimum threshold for the classifier to 10 websites, we also now exclusively simulate the Topics API on the larger dataset of 250k users for all the others denoising and re-identification experiments.

One-shot Scenario. In the one-shot scenario, advertisers only observe 1 result returned by the API in a given epoch, i.e., $\tau=3$ topics per user. Even though this information disclosure is very limited, a topic that repeats in the returned array of a user is way more likely to be genuine than noisy as explained in Section 3.4. We use this fact and our binary classifier to measure how many of the noisy topics observed through the API can be flagged as such by advertisers. For that, we simulate an advertiser that observes the results returned by only one call to the Topics API for our population of 250k users, e.g., a total of 750k topics observed, from which 37.5k are expected to be noisy.

For each user, the simulation returns $\tau=3$ topics only. Our classifier determines which ones from these topics are likely genuine or noisy. First, if a topic repeats among the topics of a user, it is flagged as genuine (recall that in Section 3.4 we showed that it is very rare for a topic to repeat if it is noisy). In the case of no repetition, we check if each topic from the $\tau=3$ that have been observed is present on more than 10 websites on the classification of the top 1M websites from the CrUX top-list, if so, it is classified as genuine, if not noisy. This one-shot procedure is individually performed on-the-fly for each one of the 250k users. The results of our noise removal mechanism are as follows: an accuracy of 96.1%, with a precision of 24.7%—higher than the 95% and 0% a naive classifier always outputting genuine would have achieved—, a true positive rate (TPR) of 93.9%, and a false positive rate (FPR) of 3.8%. Thus, we find that our classifier successfully identifies about 25% of the noisy topics in one shot-scenarios.

Multi-shot Scenario. Here, we are interested in the multi-shot scenario wherein advertisers record across epochs the topics they observe for every user. We simulate a call to the Topics API at every

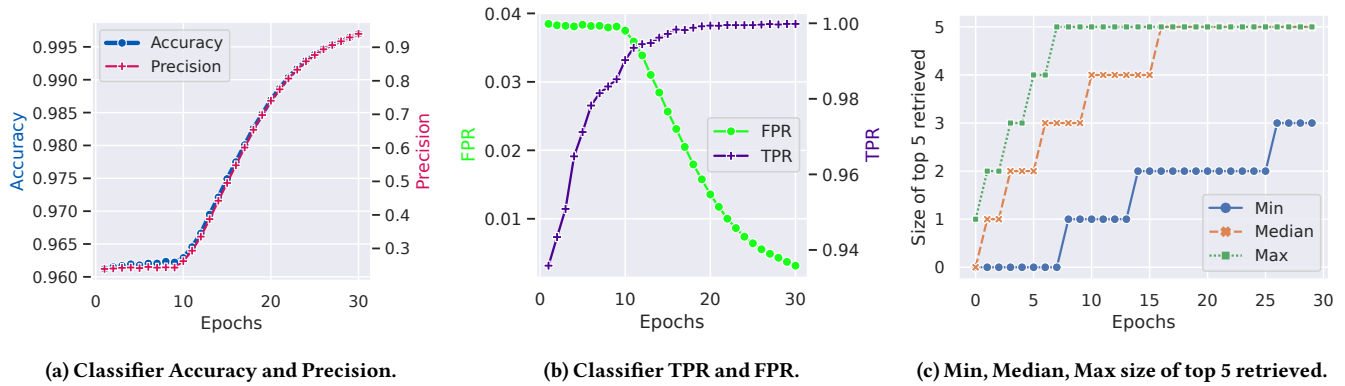


Figure 4: Multi-shot noise removal results for 250k stable users simulated across 30 epochs.

epoch for 30 epochs for every one of the 250k users. Similarly to before, advertisers wanting to distinguish between noisy and genuine topics should save the results returned for each user across time in a first-party context. Then, they will check for repetitions within epochs and across non-consecutive epochs, as observed earlier in Section 3.4; if topics repeat over non-consecutive epochs or epochs separated by at least τ other epochs, we consider them genuine. So, in the multi-shot scenario, we first attempt to identify genuine topics; if we are able to recover top $T = 5$ stable topics for each user, we then mark all other topics as noisy. In the case where not enough repetitions have been observed, we use the same binary classifier as in the one-shot scenario⁷. This procedure is performed individually for each user and on-the-fly, i.e., only with all the topics observed during the epochs up to the one being simulated.

In Figure 4, we respectively plot the evolution across 30 epochs of the accuracy, precision, TPR, and FPR of our multi-shot noise classifier as well as the minimum, median, and maximum size of top $T = 5$ genuine topics that are retrieved across the 250k users. As expected; the more epochs an advertiser observes results from the Topics API, the more confident it becomes in which topics correspond to genuine or noisy ones as shown by the evolution of the different metrics of our classifier across time. For instance, if 93.9% of the noisy topics are correctly identified for the first epoch, this bumps to more than 99% after 10 epochs, and almost reaches 100% for 30 epochs. Notice the change of trends observed around 10 and 11 epochs for different metrics as we reach in expectation the number of necessary epochs to recover the top topics of users as demonstrated in Appendix D. Ultimately, we are recovering almost all the top $T = 5$ genuine topics of stable users. Note that advertisers being able to do so, prevents users from claiming plausible deniability of being interested in some topics, which was what Google expected to provide by adding these noisy topics as per their privacy goal (G3).

4.5 Collusion and Cross-site Tracking

One of Topics’s privacy goals is to prevent third parties from being able to re-identify users across websites (G1). Here, we assume that 2 advertisers A and B are colluding and sharing the topics they observe

⁷Note that when only 1 epoch is observed this multi-shot noise removal is equivalent to the one-shot noise removal presented before.

on 2 websites w_A and w_B they are respectively embedded on. n users visit these 2 websites at every epoch and the advertisers are trying to re-identify a portion of or all users across these two websites. We ask: *how many users are they able to re-identify?*

We empirically measure this cross-site tracking risk by simulating the views across 30 epochs that these 2 advertisers calling the Topics API would observe for our 250k users. Note that this is the same setting assumed by Google in their white paper released along with Topics [25]: advertiser A gets access to all the topics observed for each user $\{u_{i,B} \mid 1 \leq i \leq n\}$ by advertiser B and advertiser A attempts to match the user $u_{j,A}$ for some given j , with $1 \leq j \leq n$, they have observed on website w_A with the correct $u_{j,B}$ seen on w_B . In practice, if Topics’s goal (G1) is respected, advertiser A should not be successful with a probability higher than $\frac{1}{n}$ for each user, i.e., no better than a random guess. We assume that a given user observed on w_A is *uniquely* re-identified when it is exactly matched to its correct identity on the other website w_B . We say that a user has a *higher likelihood* of being re-identified than randomly if advertiser A identifies a group of users seen by B of size k that contains the target user and such that $k < n$.

Applying the techniques presented in the previous section on noise removal, each advertiser simulated in our evaluation filters on-the-fly the noise from the observations of topics, keeps only the observed topics deemed not noisy, and comes up with the topics that are the most likely to be in the top $T = 5$ of each user. For each epoch, users that visited website w_A are then mapped to the user(s) observed on website w_B with whom they share the most genuine topics in common. Note that in this cross-site re-identification experiment, the roles of advertisers and websites A and B are interchangeable.

One-shot and Multi-shot Results. In the one-shot scenario with collision, we find that 0.4% of the 250k users we simulate are uniquely re-identified and that 17% of them can be with higher likelihood than just randomly. Note that while the numbers obtained in one-shot scenario are low, they are not null and some users (a total of 17.4%) can be re-identified across websites, which violates Topics’s goal (G1) (modulo the exact definitions of “difficult” and “significant”).

In multi-shot scenarios, the violation is even larger the more epochs are observed: 57% of the users are uniquely re-identified and an additional 38% with a higher likelihood than just randomly when 15 epochs are observed (for a total of 95% of the users), while 75% and

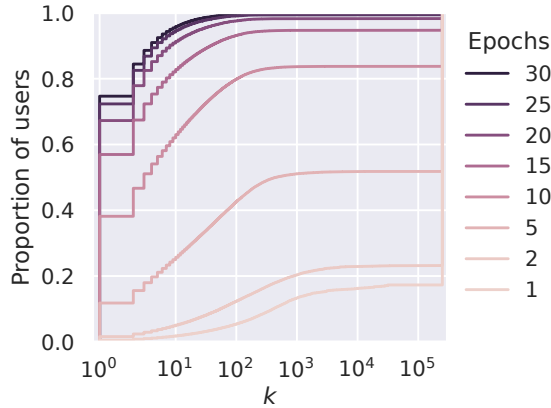


Figure 5: Distribution of the size k of the re-identified groups.

an additional 25% of the users are respectively re-identified uniquely and with a higher likelihood for 30 epochs (total of 100% of the users). These results across epochs are aligned with the ones obtained when removing the noisy topics in the previous section; recall that the more epochs an advertiser observes, the more genuine topics among users’ stable top $T=5$ they retrieved (Figure 4c), and as a result the more users are re-identified, defying Topi cs’s goals (G1) and (G3).

In Figure 5, we now plot the cumulative distribution function for different epochs of the proportion of users observed by advertiser A across each group size k of re-identified users observed by advertiser B . As shown, the proportion of uniquely re-identified users can be obtained for $k=1$, but this graph also illustrates the evolution of the level of k -anonymity (directly related to the size of the re-identified group) that a user in our simulated population of size 250k users can expect across epochs. These results directly inform us on how “difficult” it is to re-identify “significant numbers of users across sites” (G1), for instance: for 10 epochs, over 60% of the users can not be guaranteed strictly more than 10-anonymity in our evaluation.

5 UTILITY EVALUATION

We now evaluate the utility claim of Topi cs. Advertisers and publishers want to serve ads that correspond to user interests to maximize the outcome (click, visit, order, etc.). Thus, we ask:

Q3: How accurate is the mapping of the Topi cs API between domains visited by users onto topics of interest?

We answer this by comparing the classifier accuracy from different approaches: first, we measure the performance of the Topi cs model by comparing classification results with the static mapping published by Google. While not entirely confirmed, this static mapping likely constitutes a part of the training or fine-tuning dataset for the Topi cs model. We then extend this evaluation to the top 1M most visited websites using publicly available data on site content. Finally, we look at the Topi cs model’s resistance to manipulation, evaluating the ability to craft subdomains that are misclassified by the model.

5.1 Static Mapping Reclassification

As explained in Section 4.4, domains to be classified are first checked against a static mapping of 9254 domains. If the domain is not present

Table 5: Model performance on static mapping.

Metric	Top filtering	Chrome filtering
Accuracy	0.55	0.48
Balanced accuracy	0.24	0.23
All topics correct (ratio)	0.46	0.34
Jaccard index (average)	0.53	0.48
Dice coeff. (average)	0.56	0.52
Overlap coeff. (average)	0.56	0.61
At least one correct (ratio)	0.65	0.63

in this static mapping, it is classified by the Topi cs model. We first ask: *does the model reflect human decisions?* We evaluate this question by measuring the accuracy of the classifier on the static mapping that was manually annotated by Google and so, can be considered as a form of ground truth. After reclassifying these 9254 domains, we compute inferred topics for each site using two different filtering techniques. First, we apply the same filtering used by the Chrome browser (*Chrome filtering*, see Appendix C). This filtering outputs a maximum of 3 topics per domain, but the ground truth dataset has anywhere between 0 and 7 topics associated with each domain. To allow for a best-case characterization of Topi cs’s utility, we introduce a second filtering step that is more conservative: *top filtering* retains the same number of topics as seen in the ground truth, giving Topi cs the best chance possible of matching topics in the ground truth dataset.

For each filtering strategy, we obtain two topic sets: a set of $\{predicted\}$ and $\{actual\}$ topics that we compare with different metrics reported in Table 5 (see Appendix E for formulas). Note here that the difference we observe between accuracy and balanced accuracy can be explained by the fact that most frequent classes contribute more to accuracy than for balanced accuracy where each individual class’s accuracy has an equal weight computed by their recall [39].

Let’s focus on the proportion of sets where all, some (Jaccard index, Dice coefficient, and Overlap coefficient averages), or at least one predicted topic are correct. These metrics show that at its best, the Topi cs model outputs at least one topic in common with the ground truth on 65% of the domains of the static mapping. Note that Google did not disclose if this static mapping was used to train or fine-tune Topi cs’s model classifier, though our results would be broadly consistent with this. However, to understand how the Topi cs model generalizes beyond potential training data, we next explore the classifier’s performance on a broader set of websites.

5.2 Top 1M Most Visited Websites

To evaluate the model classifier of Topi cs more systematically, we ask *what would be the accuracy of the classifier on the most visited websites?* Thus, we classify the top 1M most visited websites as reported by the CrUX top list. We first manually verify a subsample of the classification and then introduce a more systematic way to perform the comparison using one of Cloudflare’s APIs.

Manual Verification. For this manual verification, we are interested in estimating the proportion of domains that get assigned to a valid top topic, i.e., *is the topic assigned to the domain with the highest confidence by the model related at all to the content of the corresponding website?* For that, we perform a conservative sampling approach [76]

Table 6: Model performance when using Cloudflare Domain Intelligence API returned categories as ground truth.

Metric	Static Mapping	Top 1k	Top 5k	Top 10k	Top 50k	Top 100k	Top 500k	Top 1M
Number of websites compared	2500	423	1977	3880	18160	35466	172529	347686
Overlap coefficient (average)	0.88	0.76	0.75	0.72	0.62	0.59	0.55	0.53
At least one topic correct (ratio)	0.94	0.81	0.80	0.76	0.66	0.63	0.59	0.57

and extract a uniform sample of 385 domains along their top topic from the classification of the CrUX top-list from which we have excluded the domains from the static mapping (as already evaluated in Section 5.1). The manual verification is done by extracting the *meta description* tag of each website and displaying it along with the domain and classified topic. If this description can not be obtained for various reasons (website unreachable, script blocking, etc.), we manually get it from a Google search. Then, 3 persons independently evaluate if the top topic for each domain is related to the meta description of the website (translated to English with Google Translate if necessary). Finally, the results are aggregated by keeping for each domain the most favorable rating, i.e., a domain is judged to have an invalid and unrelated top topic only and only if all verifiers judged so. Through this population proportion estimate [76], we find that the top label returned by Topics is valid for 56% of the domains. We also acknowledge that this approach has its limitations: we only keep the top topic for each domain when the other potential topics returned for that domain may be more accurate, and the aggregation is biased, giving the benefit of the doubt to the Topics API when one verifier judges its classification related to the meta description of the website. To overcome these limitations, we next seek to automatically compare the Topics API classification on the 1M top-list.

Cloudflare Categorization. To systematically evaluate the Topics API on the top 1M domains from the CrUX top-list, we now propose to compare the Topics classification to the content categories returned by the Cloudflare Domain Intelligence API [11, 14]. These categories are used in some of Cloudflare products to filter or block traffic based on certain categories (security risks, adult themes, etc.).

We choose this service of Cloudflare Radar for different reasons: (1) it has similar categories than Google’s topics (facilitating the mapping between the two), (2) it is a commercial system used in deployment by Cloudflare as part of their Domain Intelligence and Threat APIs, (3) it aggregates different data sources to perform the classification and only output categories on some domains (more accurate than being just based on the hostname), (4) it is manually curated (incorrect categories can be reported along with suggestions for domains not classified yet), and finally (5) the API is accessible with a free account (for reproducibility of some of our results) [13].

In order to compare Google’s Topics classification to the categorization from Cloudflare, we manually map Topics’s taxonomy to Cloudflare’s 150 content categories. First, we assign sensitive categories (Adult Themes, Drugs, Religion, etc.) from the Cloudflare taxonomy to the *Unknown* interest from Topics, we then assign each of the remaining 349 topics to every content category it could be mapped into. We further refine our assignment by looking at the domains that do not correctly get their topics mapped to content categories from the static mapping (which explains the high performance results on the static mapping). Then, we categorize the top 1M

most visited websites from the CrUX top list with the Cloudflare API, and we keep only the domains for which some content categories are returned. For each domain, we end up mapping these categories to a set of topics that we can compare to the ones predicted by Topics. We release our manual mapping as part of our open-source artifact [5].

Table 6 shows for different ranks of top most visited websites the overlap coefficient average and the proportion of domains for which there is at least one topic in common between both classifications, using the remapped Cloudflare’s output as ground truth. These results show that the Topics’s classification is also quite accurate beyond the ~10k websites from the static mapping; indeed on the domains from the top 1M that are categorized by the Cloudflare API, at least 1 topic is output in common by Topics on 57% of the cases. We conclude that this matching implies moderate utility of the Topics model for targeted advertising (G2). In practice, user interests are tagged heuristically based on visits to many sites, and the aggregation of these visits would reduce classification mistakes and improve accuracy over these per-site results.

5.3 Crafting Subdomains

Motivated by a discussion on the proposal [44], we study the privacy and utility trade-off of not allowing advertisers to set their own topics. At present, the Topics model only uses the hostname of the websites as input; this is limited information to work with compared to potentially having access to some content of the website (such as the meta description for instance) or having publishers providing their own topics or classification hints. The purpose of this limitation is ostensibly to reduce the ability of website operators to influence their site tagging (and thereby reducing API abuse to assign unique identifiers to users). However, this also reduces the utility of the system because many hostnames are incorrectly classified. In this section, we evaluate if this utility trade-off actually provides defense against manipulation: *can publishers influence the classification through the use of carefully crafted subdomains?*

To demonstrate the extent to which this is possible, we carry out the following experiment where we craft subdomains for each of the top 10k most visited websites from CrUX. As a preliminary step, we classify with Topics every individual word from the English dictionary provided by WordNet [56]. Then, for each domain in the top 10k, we craft 350 subdomains by prepending to it the English word output with the highest confidence for each topic. To illustrate, we provide the following example: “batman” and “dance” are the two words classified with the highest confidence across WordNet to the “Comics” and “Dance” topics, respectively. Thus, for the domain “example.org”, we would craft the following subdomains: “batman.example.org” and “dance.example.org”, respectively. We classify with Topics, this total of 3.5M new subdomains and interpret the results through the following two types of misclassifications: *untargeted elimination*

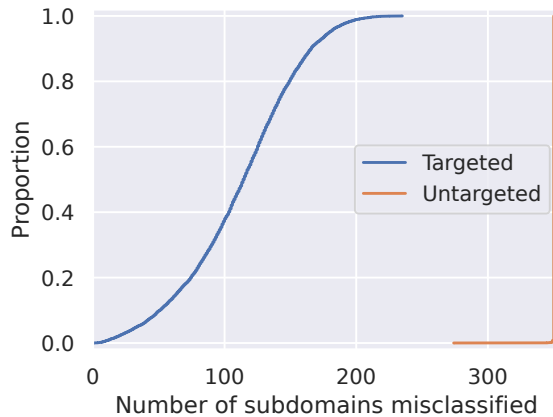


Figure 6: Cumulative distribution of the number of successful targeted additions and untargeted eliminations per domain.

and *targeted addition*. An untargeted elimination would be used to eliminate an undesirable topic association from a site, whereas a targeted addition could introduce a new, desirable topic association. This could be done to improve the mapping, help publishers or advertisers observing topics from websites that they would not be embedded on otherwise, and to some extent alter the topics of some users (with a potential privacy risk of assigning unique interests).

Figure 6 shows the cumulative distribution for the original domains of the number of crafted subdomains that were respectively misclassified. For untargeted elimination, we look at if the classification of the newly crafted domain changed at all from the classification of the initial domain; this happens for almost all the crafted subdomains for any domain in the top 10k. We are also interested in a specific targeted addition, in this case, we are successful on more than 114 crafted subdomains for half of the initial 10k domains, and at most we are able to successfully craft a total of 235 targeted subdomains. These results show that the model classifier is quite susceptible to changes to the initial domain as untargeted elimination is successful in almost all the cases. For targeted addition, while our approach is quite simple, it is sufficient to target a fair number of topics. We are only interested in showing that capability here, but one could improve these results by applying for instances techniques from adversarial machine learning [9, 27, 50, 64, 72].

Our results demonstrate that publishers can craft specific subdomains to set their own topic(s). They can implement this in practice by redirecting users to them to influence the Topics computation. However, this is contradictory to the security goal that domain-based classification gives up utility to achieve. Using more site data to determine classification would further exacerbate this issue. As is, Topics does not achieve an optimal trade-off between security and utility, where restricting classification further (such as basing only on $eTLD+1$) would provide more security with minimal utility trade-off. As the current system effectively allows sites to set their own topic, we argue that such a feature should either be made openly available to publishers in an accessible and easy-to-audit way to incentivize honest participation or further restricted.

6 DISCUSSION

The privacy risks we observe with Topics arise from the API relaying the underlying distribution of user interests. Users have diverse web behaviors that are unlikely to change and so natural properties of their interests, such as heterogeneity, stability, and uniqueness, are reflected through the API results. These can be exploited as shown in Section 4, but parts of the system can also be modified to try to make the Topics observations less skewed and more uniform. We next present some partial mitigations and explain why they do not fix the problem, we then discuss the different assumptions of our analysis, and discuss future work and other directions such as other types of approaches that may have to be considered to enable privacy-preserving online advertising.

6.1 Partial Mitigations

Recall that in Section 4, we observe that the distribution of topics is highly skewed on the top 1M most visited websites. A direct consequence is that some topics are more likely to be noisy when observed by advertisers than genuine. To attempt to fix this distribution, a new taxonomy and classifier could be designed so that all the topics appear more uniformly than they currently do on the top 1M websites. In this regard, several modifications are possible: (1) a larger training dataset with observations of all the classes, (2) extending the static mapping with observations for every topic, (3) providing more information to the classifier than just the hostname of the website (although this also introduces accuracy and privacy issues as we saw in Section 5.3), (4) ensuring that every topic from the taxonomy appears genuinely on the most visited websites, (5) removing altogether topics that appear very little in practice (although this impacts accuracy for users and specific websites from these categories), or (6) splitting topics that appear a lot and merging the ones that appear less. However, for these mitigations, a crucial assumption is made about which domain the observations are made on. For instance, fixing the classifier and the taxonomy so that every topic on the top 1M most visited websites appears a minimum of times, does not imply that this would also be the case on the top 10k, top 100k, for the visitors of a website about some given subject, or for the users of a smaller group than the larger population created by advertisers based on additional fingerprinting vectors (location, language, etc.). As a result, these would only be partial mitigations, as they do not address the underlying diverse nature of all user interests. Not to mention that they can directly impact the accuracy and level of utility of the API.

6.2 Assumptions of our Analysis & Future Work

In order to perform our analysis, several assumptions were made. In this section, we list them and discuss their foreseen implications.

Population Size. The results presented in this paper are based on the simulation of a population of 250k synthetic users, but our simulator can very well generate a population of any size. Thus, we can evaluate the impact of the population size on the re-identification results of our analysis. Table 7 presents for different population sizes the proportion of users that are uniquely re-identified across time. As expected, we can see that for a given epoch the re-identification rate is higher the smaller the population is, indeed, we simulate advertisers that are trying to recover the genuine top $T = 5$ topics of interests

Table 7: Proportion of users uniquely re-identified for different population sizes.

Epoch	1k	5k	10k	50k	100k	250k	500k
1	0.115	0.045	0.032	0.012	0.008	0.004	0.004
2	0.192	0.101	0.076	0.037	0.026	0.015	0.011
5	0.509	0.362	0.312	0.199	0.160	0.116	0.095
10	0.792	0.709	0.674	0.530	0.467	0.382	0.337
15	0.874	0.847	0.831	0.726	0.676	0.567	0.536
20	0.900	0.899	0.896	0.822	0.784	0.670	0.654
25	0.912	0.919	0.917	0.861	0.831	0.722	0.711
30	0.916	0.927	0.924	0.878	0.851	0.745	0.737

for each user and the smaller the population is, the smaller the probability is that other users have the same top interests. As a result, this experiment also shows that the more unique the top interests of each user are among a given population, the higher the risk that they are re-identified across websites. Finally, if we assume that third parties can link the results of the Topics API with other fingerprinting signals (outside the scope of our analysis), such as location, language, etc., they can easily discriminate a large population of users into smaller groups within which re-identification becomes easier. Further work in that space is needed to evaluate the consequences of such scenario.

Stability of Users Interests. In this paper, we assume users interests to be stable across time, while related work have shown that users have stable and unique web behaviors [3, 6, 26, 47, 52, 57, 61, 63, 75, 79] (see Section 2), we also have to acknowledge that not every user would exhibit such stability in practice. Our analysis can be seen as a worst-case analysis regarding this point: users who do have stable interests across time have thus a higher risk of being re-identified. Additionally, if stability makes users more re-identifiable, another important factors, as described in the previous paragraph, is the uniqueness of the top interests of each user among the given population. We defer to future work the evaluation of different stability scenarios of users interests, but our denoising and re-identification results (Figure 4, Figure 5, and Table 7) when only a few epochs have been observed and just some of each user’s interests retrieved can already inform us that advertisers would still be able to re-identify a portion of the users.

Third-Party Coverage. For our analysis, we disregard the witness requirement of the Topics API by assuming that advertisers have a large enough third-party coverage of the top 1M websites. This can be considered as a worst-case scenario, in practice, not all advertisers are embedded on all websites. However, past measurement studies have shown that some advertisers already have a very large third-party coverage of the web [1, 2, 24, 46, 49, 51, 67], and as such other analyses of the Topics API take the same assumption as well [25, 41, 77]. We leave to future work the measurement and evaluation of more realistic coverage scenarios.

6.3 Other Avenues

By design, interest-disclosing mechanisms report user information to third parties, other avenues or ideas to replace TPCs with a truly private solution may be found in additional proposals of different nature. Other alternatives, such as the FLEDGE [22] and TURTLEDOVE [30]

proposals, assume a different setting wherein ad selection is done locally in web browsers without user data ever leaving their devices. However, more work remains to be done to evaluate these proposals. Additionally, building a more private web goes beyond the replacement of just TPCs. Other open challenges include how to perform, record, and communicate conversion and impression metrics in a private way that still lets advertisers get the utility they would like. Google is for instance leading the development of The Privacy Sandbox initiative that, “*aims to create technologies that both protect people’s privacy online and give companies and developers tools to build thriving digital businesses*” [32].

For the Web, Google’s proposals also aim at preventing fraud and spam (Private Stakes Tokens API [20]), measuring ads conversion (Attribution reporting API [62]), and reducing cross-site privacy exposure (First Party Sets [19], Shared Storage API [80], CHIPS [55], etc.). For the Android mobile OS, the goals are similar: reducing user tracking by deprecating access to cross-app identifiers such as Advertising ID, and limiting the scope that third party libraries in applications can access [10, 37, 38]. Other organizations contribute to The Privacy Sandbox or to their own projects, for instance: Apple with Private Click Measurement [40], Brave with Brave Private Search Ads [8], or Meta and Mozilla with Interoperable Private Attribution [60, 74]. Work remains to be done to seek and evaluate these other avenues.

6.4 Ethics Statement

In this paper, we chose for ethical reasons, privacy concerns, and representativeness issues not to collect or acquire any dataset of real user browsing histories. Instead, we use publicly available aggregated ranked lists of top visited websites [18, 28, 48, 69] and rely on recently published results from measurements works about web user browsing behaviors [6, 68, 69] to generate synthetic browsing histories. We find it to be the only way to pursue and evaluate these proposals’ claims without having access to representative browsing history datasets (i.e., without being one of the large web actors) and without sustaining the business model of data brokers (see Section 4). We hope that by releasing our code as an open-source artifact, we inspire others to adopt a similar methodology.

7 CONCLUSION

Several privacy-preserving alternatives like The Privacy Sandbox are being developed at the moment by web and online advertising actors. With the deployment of these alternatives, the modifications being introduced could impact billions of users and lead to a better web ecosystem—some proposals even aim at improving user privacy beyond the web. However, this could also very well be for the worst, if we replicate similar errors to the ones that were made in the past with the same technologies that we are trying to replace today. As a result, it is of the utmost importance to pay attention to the changes being proposed, analyze and evaluate them, and attempt to foresee their potential consequences in the context of realistic user behaviors. In this paper, we have taken on this endeavor for interest-disclosing alternative mechanisms for online advertising, such as Google’s Topics API—currently aimed to be gradually deployed to Chrome users starting July 2023 with Chrome 115—, and we have quantified how their privacy objectives and design are directly at odds with the natural diversity of user behaviors.

ACKNOWLEDGMENTS

We would like to thank Cloudflare for allowing us to classify the top 1M most visited domains with their Domain Intelligence API by increasing the API rate limits of our account. The authors also thank Eric Pauley, Ryan Sheatsley, Kunyang Li, Quinn Burke, Rachel King, and Blaine Hoak for their feedback on initial versions of this paper. We also sincerely thank the reviewers for their insightful and constructive comments and suggestions on our paper.

Funding acknowledgment: This material is based upon work supported by the National Science Foundation under Grant No. CNS-1900873. Any opinions, findings, and conclusions or recommendations expressed in this material are those of the author(s) and do not necessarily reflect the views of the National Science Foundation.

REFERENCES

- [1] Gunes Acar, Christian Eubank, Steven Englehardt, Marc Juarez, Arvind Narayanan, and Claudia Diaz. 2014. The Web Never Forgets: Persistent Tracking Mechanisms in the Wild. In *Proceedings of the 2014 ACM SIGSAC Conference on Computer and Communications Security*. ACM, Scottsdale Arizona USA, 674–689. <https://doi.org/10.1145/2660267.2660347>
- [2] Gunes Acar, Marc Juarez, Nick Nikiforakis, Claudia Diaz, Seda Gürses, Frank Piessens, and Bart Preneel. 2013. FPDetective: dusting the web for fingerprints. In *Proceedings of the 2013 ACM SIGSAC conference on Computer & communications security - CCS '13*. ACM Press, Berlin, Germany, 1129–1140. <https://doi.org/10.1145/2508859.2516674>
- [3] William Aiello, Charles Kalmanek, Patrick McDaniel, Subhabrata Sen, Oliver Spatscheck, and Jacobus Van Der Merwe. 2005. Analysis of Communities of Interest in Data Networks. In *Passive and Active Network Measurement*, David Hutchison, Takeo Kanade, Josef Kittler, Jon M. Kleinberg, Friedemann Mattern, John C. Mitchell, Moni Naor, Oscar Nierstrasz, C. Pandu Rangan, Bernhard Steffen, Madhu Sudan, Demetri Terzopoulos, Dough Tygar, Moshe Y. Vardi, Gerhard Weikum, and Constantinos Dvorolis (Eds.). Vol. 3431. Springer Berlin Heidelberg, Berlin, Heidelberg, 83–96. https://doi.org/10.1007/978-3-540-31966-5_7 Series Title: Lecture Notes in Computer Science.
- [4] Alex Berke and Dan Calacci. 2022. Privacy Limitations Of Interest-based Advertising On The Web: A Post-mortem Empirical Analysis Of Google's FLoC. <https://doi.org/10.48550/arXiv.2201.13402> arXiv:2201.13402 [cs].
- [5] Yohan Beugin. 2023. Topics Analysis: Privacy and Utility Goals. https://github.com/yohaan/topics_analysis original-date: 2023-06-06T15:44:54Z.
- [6] Sarah Bird, Ilana Segall, and Martin Lopatka. 2020. Replication: Why We Still Can't Browse in Peace: On the Uniqueness and Reidentifiability of Web Browsing Histories. In *Sixteenth Symposium on Usable Privacy and Security (SOUPS 2020)*. USENIX Association, Boston, MA, USA, 489–503. <https://www.usenix.org/conference/soups2020/presentation/bird>
- [7] Browser Brave. 2020. OK Google, don't delay real browser privacy until 2022. <https://brave.com/ok-google/>
- [8] Browser Brave. 2022. Brave debuts privacy preserving ads in its search engine. <https://brave.com/private-search-ads/>
- [9] N. Carlini and D. Wagner. 2017. Towards Evaluating the Robustness of Neural Networks. In *2017 IEEE Symposium on Security and Privacy (SP)*. IEEE Computer Society, Los Alamitos, CA, USA, 39–57. <https://doi.org/10.1109/SP.2017.49>
- [10] Anthony Chavez. 2022. Introducing the Privacy Sandbox on Android. <https://blog.google/products/android/introducing-privacy-sandbox-android/>
- [11] Cloudflare. 2022. Cloudflare API Documentation. <https://developers.cloudflare.com/api/operations/domain-intelligence-get-multiple-domain-details>
- [12] Cloudflare. 2022. Cloudflare Radar. <https://radar.cloudflare.com/>
- [13] Cloudflare. 2022. Glossary · Cloudflare Radar docs. <https://developers.cloudflare.com/radar/glossary/>
- [14] Cloudflare. 2023. Domain categories · Cloudflare Zero Trust docs. <https://developers.cloudflare.com/cloudflare-one/policies/filtering/domain-categories/>
- [15] John Cook, Rishabh Nithyanand, and Zubair Shafiq. 2020. Inferring Tracker-Advertiser Relationships in the Online Advertising Ecosystem using Header Bidding. *Proceedings on Privacy Enhancing Technologies* 2020, 1 (Jan. 2020), 1–4. <https://doi.org/10.2478/popets-2020-0001> arXiv:1907.07275 [cs].
- [16] Criteo. 2020. SPARROW. <https://github.com/WICG/sparrow> original-date: 2020-04-21T15:04:02Z.
- [17] Jacob Devlin, Ming-Wei Chang, Kenton Lee, and Kristina Toutanova. 2019. BERT: Pre-training of Deep Bidirectional Transformers for Language Understanding. <https://doi.org/10.48550/arXiv.1810.04805> arXiv:1810.04805 [cs].
- [18] Zakir Durumeric. 2023. Cached Chrome Top Million Websites. <https://github.com/zakird/crux-top-lists> original-date: 2022-12-29T20:25:06Z.
- [19] Sam Dutton. 2021. First-Party Sets. <https://developer.chrome.com/docs/privacy-sandbox/first-party-sets/>
- [20] Sam Dutton. 2021. Private State Tokens. <https://developer.chrome.com/docs/privacy-sandbox/trust-tokens/>
- [21] Sam Dutton. 2021. What is FLoC? <https://web.dev/floc/>
- [22] Sam Dutton. 2022. FLEDGE. <https://developer.chrome.com/docs/privacy-sandbox/fledge/>
- [23] Sam Dutton. 2022. Topics API: developer guide. <https://developer.chrome.com/docs/privacy-sandbox/topics/>
- [24] Steven Englehardt and Arvind Narayanan. 2016. Online Tracking: A 1-million-site Measurement and Analysis. In *Proceedings of the 2016 ACM SIGSAC Conference on Computer and Communications Security*. ACM, Vienna Austria, 1388–1401. <https://doi.org/10.1145/2976749.2978313>
- [25] Alessandro Epasto, Andres Munoz Medina, Christina Ilvento, and Josh Karlin. 2022. Measures of cross-site re-identification risk: An analysis of the Topics API Proposal. Technical Report. Google Research and Chrome. 12 pages.
- [26] Sharad Goel, Jake Hofman, and M. Siro. 2012. Who Does What on the Web: A Large-Scale Study of Browsing Behavior. *Proceedings of the International AAAI Conference on Web and Social Media* 6, 1 (2012), 130–137. <https://doi.org/10.1609/icwsm.v6i1.14266> Number: 1.
- [27] Ian J. Goodfellow, Jonathon Shlens, and Christian Szegedy. 2015. Explaining and Harnessing Adversarial Examples. <https://doi.org/10.48550/arXiv.1412.6572> arXiv:1412.6572 [cs, stat].
- [28] Google. 2017. Chrome UX Report. <https://developer.chrome.com/docs/crux/>
- [29] Google. 2019. The Privacy Sandbox: Technology for a More Private Web. <https://privacysandbox.com/>
- [30] Google. 2020. WICG/turtledove: TURTLEDOVE. <https://github.com/WICG/turtledove>
- [31] Google. 2021. Federated Learning of Cohorts (FLoC) - The Privacy Sandbox. <https://privacysandbox.com/proposals/floc/>
- [32] Google. 2021. The Privacy Sandbox. <https://developer.chrome.com/docs/privacy-sandbox/>
- [33] Google. 2021. WICG/floc. <https://github.com/WICG/floc> original-date: 2019-08-22T12:02:24Z.
- [34] Google. 2022. Content Categories | Cloud Natural Language API. <https://cloud.google.com/natural-language/docs/categories>
- [35] Google. 2022. Topics API: Relevant Ads without Cookies - The Privacy Sandbox. <https://privacysandbox.com/proposals/topics/>
- [36] Google. 2023. GitHub · patcg-individual-drafts/topics: The Topics API. <https://github.com/patcg-individual-drafts/topics/tree/d11b706632dde532859cc727891f4e6761e04bcd> commit hash d11b706632dde532859cc727891f4e6761e04bcd - May 16, 2023.
- [37] Android Google. 2022. Privacy Sandbox on Android. <https://developer.android.com/design-for-safety/privacy-sandbox>
- [38] Android Google. 2022. SDK Runtime. <https://developer.android.com/design-for-safety/privacy-sandbox/sdk-runtime>
- [39] Margherita Grandini, Enrico Bagli, and Giorgio Visani. 2020. Metrics for Multi-Class Classification: an Overview. <http://arxiv.org/abs/2008.05756> arXiv:2008.05756 [cs, stat].
- [40] Apple Inc. 2021. Private Click Measurement. <https://privacycg.github.io/private-click-measurement/>
- [41] Nikhil Jha, Martino Trevisan, Emilio Leonardi, and Marco Mellia. 2023. On the Robustness of Topics API to a Re-Identification Attack. arXiv:2306.05094 [cs.CY]
- [42] Arjaldo Karaj, Sam Macbeth, Rémi Berson, and Josep M. Pujol. 2019. WhoTracks.Me: Shedding light on the opaque world of online tracking. <http://arxiv.org/abs/1804.08959> arXiv:1804.08959 [cs].
- [43] Josh Karlin. 2022. Request for Position: Topics API - Issue #622 · mozilla/standards-positions. <https://github.com/mozilla/standards-positions/issues/622>
- [44] Josh Karlin. 2022. Should sites be able to set their own topics via response headers? · Issue #1 · patcg-individual-drafts/topics · GitHub. <https://github.com/patcg-individual-drafts/topics/issues/1>
- [45] Josh Karlin. 2022. topics/taxonomy_v1.md at 3c684c66159b3f13b3950e3841b46628a554fe91 · patcg-individual-drafts/topics · GitHub. https://github.com/patcg-individual-drafts/topics/blob/3c684c66159b3f13b3950e3841b46628a554fe91/taxonomy_v1.md
- [46] Balachander Krishnamurthy and Craig Wills. 2009. Privacy diffusion on the web: a longitudinal perspective. In *Proceedings of the 18th international conference on World wide web*. ACM, Madrid Spain, 541–550. <https://doi.org/10.1145/1526709.1526782>
- [47] Ravi Kumar and Andrew Tomkins. 2010. A characterization of online browsing behavior. In *Proceedings of the 19th international conference on World wide web (WWW '10)*. Association for Computing Machinery, New York, NY, USA, 561–570. <https://doi.org/10.1145/1772690.1772748>
- [48] Victor Le Pochat, Tom Van Goethem, Samaneh Tajalizadehkhoob, Maciej Korczynski, and Wouter Joosen. 2019. Tranco: A Research-Oriented Top Sites Ranking Hardened Against Manipulation. In *Proceedings 2019 Network and Distributed System Security Symposium*. Internet Society, San Diego, CA. <https://doi.org/10.14722/ndss.2019.23386>

- [49] Timothy Libert. 2015. Exposing the Hidden Web: An Analysis of Third-Party HTTP Requests on 1 Million Websites. <https://doi.org/10.48550/arXiv.1511.00619> [cs].
- [50] Aleksander Madry, Aleksandar Makelov, Ludwig Schmidt, Dimitris Tsipras, and Adrian Vladu. 2018. Towards Deep Learning Models Resistant to Adversarial Attacks. In *International Conference on Learning Representations*. ICLR, Vancouver, BC, Canada. <https://openreview.net/forum?id=rjzIBfZAb>
- [51] Jonathan R. Mayer and John C. Mitchell. 2012. Third-Party Web Tracking: Policy and Technology. In *2012 IEEE Symposium on Security and Privacy*. IEEE Computer Society, USA, 413–427. <https://doi.org/10.1109/SP.2012.47>
- [52] Patrick McDaniel, Subhabrata Sen, Oliver Spatschek, and Jacobus E. Van De Merwe. 2006. System and method for tracking individuals on a data network using communities of interest. <https://patents.google.com/patent/EP1699173A1/en>
- [53] Rowan Merewood and Alexandra White. 2023. Preparing to ship the Privacy Sandbox relevance and measurement APIs. <https://developer.chrome.com/blog/shipping-privacy-sandbox/>
- [54] Microsoft. 2021. GitHub - WICG/privacy-preserving-ads: PARAKEET. <https://github.com/WICG/privacy-preserving-ads>
- [55] Milica Mihajlija. 2022. Cookies Having Independent Partitioned State (CHIPS). <https://developer.chrome.com/docs/privacy-sandbox/chips/>
- [56] George A. Miller. 1995. WordNet: A Lexical Database for English. *Commun. ACM* 38, 11 (nov 1995), 39–41. <https://doi.org/10.1145/219717.219748>
- [57] A.L. Montgomery and C. Faloutsos. 2001. Identifying Web Browsing Trends and Patterns. *Computer* 34, 7 (2001), 94–95. <https://doi.org/10.1109/2.933515>
- [58] Rajeev Motwani and Prabhakar Raghavan. 1995. *Randomized Algorithms*. Cambridge University Press, Cambridge, England. 3.6. The Coupon Collector’s Problem.
- [59] Mozilla. 2022. Firefox Rolls Out Total Cookie Protection By Default To All Users | The Mozilla Blog. <https://blog.mozilla.org/en/mozilla/firefox-rolls-out-total-cookie-protection-by-default-to-all-users-worldwide/>
- [60] Mozilla and Meta. 2022. Privacy Preserving Attribution for Advertising | The Mozilla Blog. <https://blog.mozilla.org/en/mozilla/privacy-preserving-attribution-for-advertising/>
- [61] Hendrik Müller, Jennifer L. Gove, John S. Webb, and Aaron Cheang. 2015. Understanding and Comparing Smartphone and Tablet Use: Insights from a Large-Scale Diary Study. In *Proceedings of the Annual Meeting of the Australian Special Interest Group for Computer Human Interaction (OzCHI ’15)*. Association for Computing Machinery, New York, NY, USA, 427–436. <https://doi.org/10.1145/2838739.2838748>
- [62] Maud Nalpas, Sam Dutton, and Alexandra White. 2021. Attribution Reporting. <https://developer.chrome.com/docs/privacy-sandbox/attribution-reporting/>
- [63] Lukasz Olejnik, Claude Castelluccia, and Artur Janc. 2012. On the uniqueness of Web browsing history patterns. *annals of telecommunications - annales des télécommunications* 69 (2012), 63–74. <https://api.semanticscholar.org/CorpusID:14783622>
- [64] Nicolas Papernot, Patrick McDaniel, Somesh Jha, Matt Fredrikson, Z. Berkay Celik, and Ananthram Swami. 2016. The Limitations of Deep Learning in Adversarial Settings. In *2016 IEEE European Symposium on Security and Privacy (EuroS&P)*. IEEE Computer Society, Saarbrücken, Germany, 372–387. <https://doi.org/10.1109/EuroSP.2016.36>
- [65] Mike Perry, Erinn Clark, Steven Murdoch, and Georg Koppen. 2018. The Design and Implementation of the Tor Browser [DRAFT]. <https://2019.www.torproject.org/projects/torbrowser/design/#identifier-linkability>
- [66] Eric Rescorla and Martin Thomson. 2021. *Technical Comments on FLoC Privacy*. Technical Report. Mozilla. 17 pages. https://mozilla.github.io/ppa-docs/floc_report.pdf
- [67] Franziska Roesner, Tadayoshi Kohno, and David Wetherall. 2012. Detecting and defending against third-party tracking on the web. In *Proceedings of the 9th USENIX conference on Networked Systems Design and Implementation (NSDI’12)*. USENIX Association, USA, 12.
- [68] Kimberly Ruth, Aurore Fass, Jonathan Azose, Mark Pearson, Emma Thomas, Caitlin Sadowski, and Zakir Durumeric. 2022. A world wide view of browsing the world wide web. In *Proceedings of the 22nd ACM Internet Measurement Conference*. ACM, Nice France, 317–336. <https://doi.org/10.1145/3517745.3561418>
- [69] Kimberly Ruth, Deepak Kumar, Brandon Wang, Luke Valenta, and Zakir Durumeric. 2022. Toppling top lists: evaluating the accuracy of popular website lists. In *Proceedings of the 22nd ACM Internet Measurement Conference*. ACM, Nice France, 374–387. <https://doi.org/10.1145/3517745.3561444>
- [70] Justin Schuh. 2019. Building a more private web. <https://blog.google/products/chrome/building-a-more-private-web/>
- [71] Justin Schuh. 2020. Building a more private web: A path towards making third party cookies obsolete. <https://blog.chromium.org/2020/01/building-more-private-web-path-towards.html>
- [72] Ryan Sheatsley, Blaine Hoak, Eric Pauley, and Patrick McDaniel. 2022. The Space of Adversarial Strategies. <https://doi.org/10.48550/arXiv.2209.04521> [cs].
- [73] O. Tange. 2011. GNU Parallel - The Command-Line Power Tool. *login: The USENIX Magazine* 36, 1 (Feb 2011), 42–47. <https://doi.org/10.5281/zenodo.16303>
- [74] Erik Taubeneck, Ben Savage, and Martin Thomson. 2022. Interoperable Private Attribution (IPA) Overview. https://docs.google.com/document/d/1KpdSKD8-Rn0bWPTu4UtK54ks0yv2j2p2A5SrAD9av4s/edit?usp=sharing&usp=embed_facebook
- [75] Linda Tauscher and Saul Greenberg. 1997. How people revisit web pages: empirical findings and implications for the design of history systems. *International Journal of Human-Computer Studies* 47, 1 (July 1997), 97–137. <https://doi.org/10.1006/ijhc.1997.0125>
- [76] Steven K Thompson. 2012. *Sampling* (3 ed.). Wiley-Blackwell, Hoboken, NJ.
- [77] Martin Thomson. 2023. *A Privacy Analysis of Google’s Topics Proposal*. Technical Report. Mozilla. <https://mozilla.github.io/ppa-docs/topics.pdf>
- [78] Florian Turati. 2022. *Analysing and exploiting Google’s FLoC advertising proposal*. Master’s thesis. ETH Zurich, Department of Computer Science. <https://doi.org/10.3929/ETHZ-B-000539945>
- [79] Sarah K. Tyler, Jaime Teevan, Peter Bailey, Sebastian de la Chica, and Nikhil Dandekar. 2015. *Large Scale Log Analysis of Individuals’ Domain Preferences in Web Search*. Technical Report MSR-TR-2015-048. Microsoft Research. <https://www.microsoft.com/en-us/research/publication/large-scale-log-analysis-of-individuals-domain-preferences-in-web-search/>
- [80] Alexandra White and Kevin K. Lee. 2022. Shared Storage. <https://developer.chrome.com/docs/privacy-sandbox/shared-storage/>
- [81] John Wilander. 2020. Full Third-Party Cookie Blocking and More. <https://webkit.org/blog/10218/full-third-party-cookie-blocking-and-more/> Section: Privacy.

A TAXONOMY

Table 8: Distribution of topics in initial taxonomy; number of topics (including parent topic) per parent category.

Parent category	Number of topics
/Arts & Entertainment	56
/Autos & Vehicles	29
/Beauty & Fitness	14
/Books & Literature	3
/Business & Industrial	23
/Computers & Electronics	23
/Finance	23
/Food & Drink	8
/Games	16
/Hobbies & Leisure	11
/Home & Garden	8
/Internet & Telecom	11
/Jobs & Education	13
/Law & Government	4
/News	7
/Online Communities	4
/People & Society	9
/Pets & Animals	9
/Real Estate	3
/Reference	4
/Science	10
/Shopping	10
/Sports	33
/Travel & Transportation	18

B COMPARISON METRICS USED IN MODEL PERFORMANCE ANALYSIS

When comparing the $\{actual\}$ and $\{predicted\}$ sets of topics, we report the average across the domains considered for the following:

$$\text{Jaccard_index} = \frac{|\{actual\} \cap \{predicted\}|}{|\{actual\} \cup \{predicted\}|} = \frac{\text{Dice_coefficient}}{2 - \text{Dice_coefficient}}$$

$$\text{Dice_coefficient} = \frac{2|\{actual\} \cap \{predicted\}|}{|\{actual\}| + |\{predicted\}|} = \frac{2 \text{Jaccard_index}}{1 + \text{Jaccard_index}}$$

$$\text{Overlap_coefficient} = \frac{|\{actual\} \cap \{predicted\}|}{\min(|\{actual\}|, |\{predicted\}|)}$$

Note that always $\text{Jaccard_index} \leq \text{Dice_coefficient}$.

C CHROME FILTERING STRATEGY

Google does not explain in the `Topics` proposal how the output of the model classifier is filtered. We identify in the chromium source code the component⁸ that handles this filtering. As different set of parameters are used in the corresponding chromium’s unit tests, we verify that we have the correct combination by validating that our classification of 1000 words chosen randomly from the English dictionary matches (except for a negligible number of floating point arithmetic issues) the one from Google –accessible from the `chrome://topics-internals` page in Google Chrome beta. Next, we explain the algorithm that Google uses (also provided in natural language in Algorithm 1); first the top 5 topics ordered by their confidence score are kept, the sum of these 5 scores is computed, and any topic whose score is lower than 0.01 is discarded. Then, if the `Unknown` topic is still present and if its score contributes to more than 80% to the previous sum, the domain is considered as sensitive; none of the 349 topics is returned, and `Unknown` is output. If the proportion is lower, the `Unknown` topic gets dropped from the top topics considered for the domain. In this case, the scores of the remaining topics are normalized by the total sum computed previously and if the result is bigger than 0.25, only then the topic is kept. If after all of these steps, none of the 349 topics remain, then `Unknown` is returned.

D TOPICS & COUPON COLLECTOR’S PROBLEM

In this section, we make the connection between the `Topics` API in the case of users with stable interests across epochs and the Coupon Collector’s Problem of probability theory [58]. We show how `Topics` is a modified version of the classical Coupon Collector’s Problem. In this problem, a person collects coupons, cards, tokens, or other items obtained through a probabilistic experiment such as a random drawing (buying gum packages, cereal boxes, etc.). The collector seeks to get all the items at least once, or several sets of each item, etc.

A user with stable interests across epochs has a top $T = 5$ topics of interests that is fixed. They are genuine and one of them is output with probability $q = 1 - p = 0.95$ for each individual epoch instead of a noisy random one. Advertisers are interested in obtaining only the genuine topics to improve their ad selection. As a result, in `Topics`, advertisers and alike would be the collectors, and the topics observed the coupons (one new one per corresponding epoch). As we assume users with stable interests here, this places us in the Coupon Collector’s Problem settings of a drawing with replacement.

Let’s denote by E the time (number of individual epochs) when all genuine T topics have been collected (i.e., observed at least once) by advertisers. If we denote by e_i the time at which the genuine topic i was collected after having collected $i - 1$ other topics, we have; $E = e_1 + e_2 + \dots + e_T$

⁸`src/components/optimization_guide/core/page_topics_model_executor.cc`

Algorithm 1: Chrome filtering strategy

```

Input: topics_classified i.e., the 350 topics and their score
Output: predicted topics as Topics output in Chrome
/* Chrome filtering parameters */
1 max_topics ← 5
2 min_unknown_score ← 0.8
3 min_topic_score ← 0.01
4 min_normalized_score_within_top_n ← 0.25
/* Initialization of variables */
5 top_sum ← 0
6 unknown_score ← 0
/* Return highest max_topics top scores */
7 topics ← sort_return_top(topics_classified, max_topics)
8 for topic in topics do
9   top_sum ← top_sum + topic.score
10  if topic.id is Unknown then
11    unknown_score ← topic.score
/* Unknown’s score is considered too strong */
12 if unknown_score / top_sum > min_unknown_score then
13   return Unknown
14 topics_predicted ← None
15 for topic in topics do
/* Check minimal and normalized scores */
16  if topic.id is not Unknown and topic.score ≥
    min_topic_score and topic.score / top_sum ≥
    min_normalized_score_within_top_n then
17   topics_predicted.add(topic.id)
18 if topics_predicted is None then
19   return Unknown
20 else
21   return topics_predicted

```

Collecting a new genuine topic i after having collected $i - 1$ other genuine topics for a user has a probability of $q \frac{(T-i+1)}{T}$. Thus, e_i follows a geometric distribution of expectation $\frac{T}{(q)(T-i+1)}$. And:

$$\begin{aligned} \mathbb{E}(E) &= \mathbb{E}(e_1) + \mathbb{E}(e_2) + \dots + \mathbb{E}(e_T) = \frac{T}{q} \left(1 + \frac{1}{2} + \dots + \frac{1}{T} \right) \\ &= \frac{T}{q} \sum_{i=1}^T \frac{1}{i} \approx 13 \text{ for } T=5 \end{aligned}$$

On expectation, advertisers must observe the topics for a user that correspond to 13 individual epochs to say that they collected all genuine topics of their top $T = 5$ topics. This means 11 consecutive API calls as a minimum to `Topics`; as the initial call discloses a maximum of 3 new topics and the consecutive ones a maximum of 1 new topic at once.

E NOTATIONS

Table 9: Notations and symbols used in this paper.

Notation	Definition	Value
Commit on Topics proposal	Commit sha of the Topics proposal studied in this paper	24c8789 (May 30, 2023)
Taxonomy version	Version of the taxonomy used in this paper	v1
Model version	Version of the studied Topics classifier in this paper	1 (used to be labeled 2206021246)
Topics version	Latest version of Topics studied in this paper	chrome.1:1:2
CrUX version	Version of the CrUX top-list used in this paper	202212 (December 2022)
Tranco version	Version of the Tranco top-list used in this paper	6JZJX (February 6, 2023)
< browsingTopics() >	Topics API call	document.browsingTopics()
A, B	Advertisers A and B	-
\mathcal{B}	Binomial distribution	-
e_i	Epoch i	Size $e_{i+1} - e_i = 1$ week
i, j	Generic math variables used for iterations	-
n	Number of users	-
p	Probability to pick a random topic from taxonomy	0.05
$q = 1 - p$	Probability to pick a genuine topic from user's top T topics	0.95
T	Number of top topics per epoch	5
τ	Number of topics returned by < browsingTopics() >	3 maximum
t_j	Topic j	-
TPCs	Third-party cookies	-
$u_{i,A}$	User of identity i observed by advertiser A	-
w_B	Website on which advertiser B is embedded	-
Ω	Number of topics in taxonomy	349 topics (+ Unknown topic)