

Enabling Intelligent Interactions between an Agent and an LLM: A Reinforcement Learning Approach

Bin Hu^{1,*}, Chenyang Zhao^{1,*}, Pu Zhang^{1,*}, Zihao Zhou^{1,*}, Yuanhang Yang^{2,†},
Zenglin Xu² and Bin Liu^{1,‡}

¹Research Center for Applied Mathematics and Machine Intelligence, Zhejiang Lab

²Harbin Institute of Technology (Shenzhen)

{hubin, c.zhao, puz, zhouzihao, liubin}@zhejianglab.com, {ysngkil, zenglin}@gmail.com

Abstract

Large language models (LLMs) encode a vast amount of world knowledge acquired from massive text datasets. Recent studies have demonstrated that LLMs can assist an agent in solving complex sequential decision making tasks in embodied environments by providing high-level instructions. However, interacting with LLMs can be time-consuming, as in many practical scenarios, they require a significant amount of storage space that can only be deployed on remote cloud server nodes. Additionally, using commercial LLMs can be costly since they may charge based on usage frequency. In this paper, we explore how to enable intelligent cost-effective interactions between the agent and an LLM. We propose a reinforcement learning based mediator model that determines when it is necessary to consult LLMs for high-level instructions to accomplish a target task. Experiments on 4 MiniGrid environments that entail planning sub-goals demonstrate that our method can learn to solve target tasks with only a few necessary interactions with an LLM, significantly reducing interaction costs in testing environments, compared with baseline methods. Experimental results also suggest that by learning a mediator model to interact with the LLM, the agent’s performance becomes more robust against partial observability of the environment. Our code is available at <https://github.com/ZJLAB-AMMI/LLM4RL>.

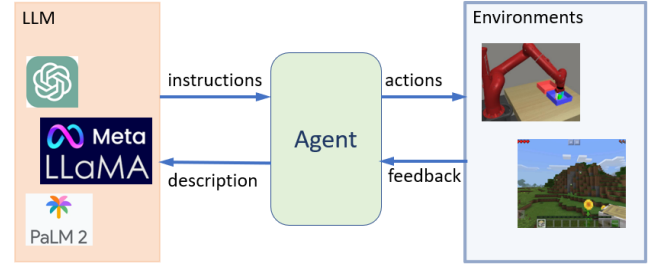


Figure 1: A general framework of using LLMs for solving complex embodied tasks. The LLMs provide high-level instructions based on state descriptions, and the agent generates low-level actions following these instructions and interacts with the target environment to collect further feedback.

RL, efficiently and safely solving complex sequential decision making problems remains a challenge [Das *et al.*, 2018; Chevalier-Boisvert *et al.*, 2018a]. As an alternative, the recent emergence of large language models (LLMs) shows promise for solving such problems. Previous work has demonstrated that LLMs possess reasoning abilities [Radford *et al.*, 2019; Brown *et al.*, 2020; Wei *et al.*, 2022]. Some researchers have attempted to use LLMs’ reasoning abilities to solve various embodied tasks, such as robot manipulation tasks [Ahn *et al.*, 2022; Huang *et al.*, 2022; Jiang *et al.*, 2022] and playing video games [Dasgupta *et al.*, 2023; Wang *et al.*, 2023a,b]. As shown in Figure 1, these studies utilize LLMs as explicit planners to assist agents in making high-level decisions, such as choosing whether to pick up a can of coke or an apple for the next step.

While integrating pre-trained LLMs into embodied agents has been explored, enabling the agent to efficiently interact with an LLM to solve real-world problems remains a challenge. Uncertainties present in such problems can lead to unexpected errors when executing high-level decisions given by LLMs. Consider a scenario where a robot is collecting a can of coke from the kitchen and finds that the door is unexpectedly locked. Ideally, the robot agent should return to the LLM planner with the newly acquired information regarding the locked door and request a new plan. In such cases, deciding when to return to the LLM planner is crucial. If the agent fails to pause and ask for a new plan in time, it may impede the

1 Introduction

Solving complex sequential decision making tasks in embodied environments requires logical reasoning ability. One common solution to such problems is using reinforcement learning (RL), where the agent interacts with the environment and learns from feedback. Despite recent progress in deep

*Equal contribution

†Work done during an internship at Research Center for Applied Mathematics and Machine Intelligence, Zhejiang Lab

‡Corresponding author (Email:liubin@zhejianglab.com)

progress of completing the target task or even lead to safety issues, such as damaging the door or the robot itself. Conversely, if the agent frequently requests plans from the LLM, it can be time-consuming and expensive, especially when using commercial LLMs that may be deployed on remote cloud server nodes and charge based on usage frequency.

In this paper, we investigate methods for enabling intelligent cost-effective interactions between the agent and an LLM that is deployed on a remote cloud server node. Our objective is to facilitate effective completion of a target task with minimal communication costs due to interactions with the LLM. Specifically, we adopt a Planner-Actor-Mediator framework, similar to Dasgupta *et al.* [2023], where the planner is a pre-trained LLM used for making plans, the actor contains policies for executing the plans, and the mediator serves as an interface in between by deciding when to request a new plan and generating observation representations for the planner (which are text descriptions in the case of using an LLM planner). With a focus on optimizing interacting timings, we use reinforcement learning to learn an asking policy that instructs the agent to either adhere to the current plan or request a new plan from the LLM.

We evaluate our approach using 4 partially observable MiniGrid environments [Chevalier-Boisvert *et al.*, 2018b], which require the agent to explore the environment and react to newly acquired information. Experimental results demonstrate that our approach can effectively balance the desired task performance with the communication costs associated with using an LLM. Specifically, it achieves competitive task performance with minimal necessary interactions with the LLM. Additionally, we find that our approach performs more robustly against partial observability of the environments in two scenarios, where the agent needs to handle newly acquired information and unexpected errors, respectively, when providing subsequent plans.

To summarize, our main contributions include:

- We propose an RL approach to coordinate the interaction between the agent and the LLM based on the Planner-Actor-Mediator framework [Dasgupta *et al.*, 2023].
- We have thoroughly validated through experiments the significant superiority of our approach over baseline methods.
- We have made our code open source to facilitate future research on the applications of LLMs.

2 Background

2.1 The Options Framework

In RL, sequential decision-making problems are typically formalized as a Markov decision process (MDP), denoted by $\mathcal{M} = \langle \mathcal{S}, \mathcal{A}, p, r, \gamma \rangle$. Here, \mathcal{S} and \mathcal{A} represent the state and action spaces, respectively. $p(s'|s, a)$ is the transition probability function, $r(s, a)$ is the reward function, and γ is the discount factor. The objective is to learn how to act in a way that maximizes the cumulative return over the time horizon: $\max \sum_t \gamma^t r(s_t, a_t)$.

Solving complex sequential decision-making tasks often requires planning, acting, and learning temporally extended

actions over different time scales. To address this challenge, the options framework was introduced to represent courses of actions [Sutton *et al.*, 1999; Precup, 2000]. Formally, an option ω is a 3-tuple $\langle \mathcal{I}_\omega, \pi_\omega, \beta_\omega \rangle$, where \mathcal{I}_ω is the initial state set for the option, π_ω is the acting policy, and β_ω is the termination condition. Given a state s , a policy-over-options would select an option from the set of options, $\omega \in \Omega$. Then, the agent would plan for low-level actions following its current option policy $a \sim \pi(\cdot|s, \omega)$ until the option’s termination condition β_ω is satisfied. In this work, we use a pre-trained LLM as the policy-over-options to plan for high-level options.

2.2 LLM as a Planner

Recent work has demonstrated that LLMs have achieved significant success in various tasks within embodied environments. Generally, LLMs serve as planners that generate a sequence of options given descriptions about observations and tasks. The plan is then executed by the option policies in turn. More formally, with text descriptions as input prompts, the LLM outputs the plan as a list of options $[\omega_k]_{k=1, \dots, K}$ to take. The actors then output the low-level actions to perform at each time step, following the option policy $\pi(a|s; \omega_k)$. The actor policies π_ω can be either hard-coded or pre-trained with RL.

With LLMs being powerful tools for generating plans, several previous works have focused on designing the interface between the planner and actors to make better use of this tool. Ahn *et al.* [2022] deployed LLMs to help plan the entire option sequence at the beginning of each task and complete the task without further interaction with its planner. Wang *et al.* [2023b] introduced a closed-loop feedback system and terminated execution to ask the LLM for a re-plan when new relevant information or unexpected failure was observed during the executive phase. Consequently, the acting agent can be more robust to uncertainties in the environment. However, such methods rely on hard-coded failure detectors, such as detecting if the number of time steps of an option exceeds a maximum threshold. On the other hand, concurrent with our work, Dasgupta *et al.* [2023] designed a Planner-Actor-Reporter framework where a reporter module is implemented to help exchange information between the actor and the LLM-based planner. In this framework, the agent interacts with the LLM at every step, regardless of whether new information is acquired or not. This helps ease the requirement of hard-coded termination conditions and deal with uncertainties during executing an option. However, it consumes more resources, especially when the planner LLM is large-scale and expensive to call. To this end, we propose letting the agent learn how to interact with the LLM more intelligently in a cost-effective way. By asking the LLM for help only when necessary, the agent will be capable of completing the given task with as few interactions with the LLM as possible.

3 Our Method

In this section, we present our agent design aimed at solving complex tasks in embodied environments that require exploration and action planning. The agent can interact with an LLM for help, while also taking into account the interaction

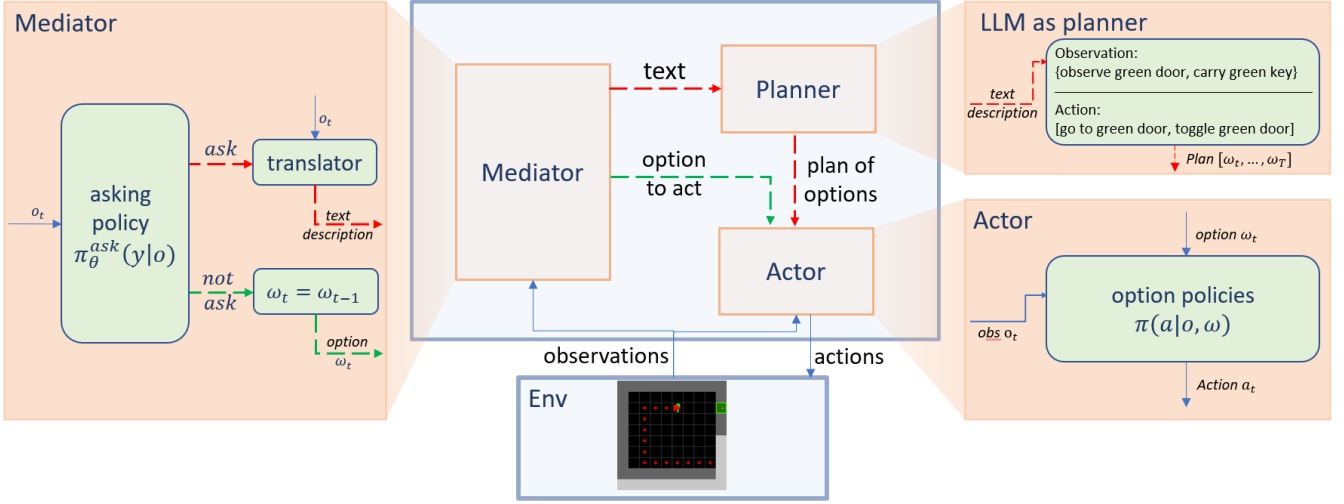


Figure 2: An overview of the Planner-Actor-Mediator paradigm and an example of the interactions. At each time step, the mediator takes the observation o_t as input and decides whether to ask the LLM planner for new instructions or not. When the asking policy decides to *ask*, as demonstrated with a red dashed line, the translator converts o_t into text descriptions, and the planner outputs a new plan accordingly for the actor to follow. On the other hand, when the mediator decides to *not ask*, as demonstrated with a green dashed line, the mediator returns to the actor directly, telling it to continue with the current plan.

costs. Our method is built upon the Planner-Actor-Mediator framework [Dasgupta *et al.*, 2023]. In particular, we design an RL-based mediator model within this framework to enable more intelligent cost-effective interactions between the agent and the LLM.

3.1 The Planner-Actor-Mediator Framework

This framework consists of three components, as illustrated in Figure 2: the planner, the actor and the mediator. The planner provides high-level instructions, the actor generates actions to follow these instructions, and the mediator serves as an interface between them. We introduce these components conceptually here, while referring readers to subsection 4.2 for implementation details for each component in our experiments.

Planner The planner reads the descriptions of the current state in the form of text and plans for the next high-level option or a list of options to perform. We use a pre-trained LLM as the planner that provides high-level skill instructions for the actors. Every time the planner is activated, the LLM generates an option plan given the descriptions of the current observation and properly designed prompts.

Actor The actor plans for the low-level actions to follow the instructed option, e.g., “go to the red door” or “pick up the yellow key”. For this work, we consider that these option policies are hard-coded with human expert knowledge. However, these policies may also be pre-trained with option-conditioned reward functions for more complex skills.

Mediator In this work, we mainly focus on designing an intelligent mediator component, compared with previous works [Dasgupta *et al.*, 2023]. In our approach, we train an explicit asking policy for deciding when to interact with the planner using RL. Specifically, our mediator component consists of two sub-components: an asking policy that decides

whether to ask the planner for a new plan or not, given observations and the option, and a translator that converts observations into text descriptions that are readable by the LLM. Following Ahn *et al.* [2022]; Carta *et al.* [2023], we assume an expert translator is ready for use. The translating module may also be replaced by a learned model [Wang *et al.*, 2023b; Dasgupta *et al.*, 2023].

3.2 Learning the Mediator with RL

Communicating with the LLM requires a significant amount of computational resources, including power and time. Ideally, the agent should ask the LLM for a new plan only when it discovers new informative observations, i.e., when the LLM would potentially return a different plan based on newly acquired information. To achieve this, we apply an additional penalty term in the reward when the mediator selects to ask the LLM for a new plan, and the LLM’s plan remains unchanged, i.e., a non-informative interaction. Denote the asking policy as π^{ask} and the parameters of this policy as θ . We train it using one of the standard on-policy RL methods - PPO [Schulman *et al.*, 2017], using the following objective function:

$$\max_{\theta} \sum_{t=1} [\gamma^t r_t - \lambda \mathbb{1}(y_t == Ask \wedge \omega_t == \omega_{t-1})]. \quad (1)$$

Here, $y_t \in \{Ask, Not Ask\}$ denotes the decision made by the mediator, r_t the reward, ω_t the planned option provided by the LLM, at time t , and λ the penalty factor. Note that ω_t will be set as the plan of the previous time step if the decision is *Not Ask*, i.e., $\omega_t = \omega_{t-1}$ if $y_t == Not Ask$. At every iteration, the data are collected on-policy with model π_{θ}^{ask} .

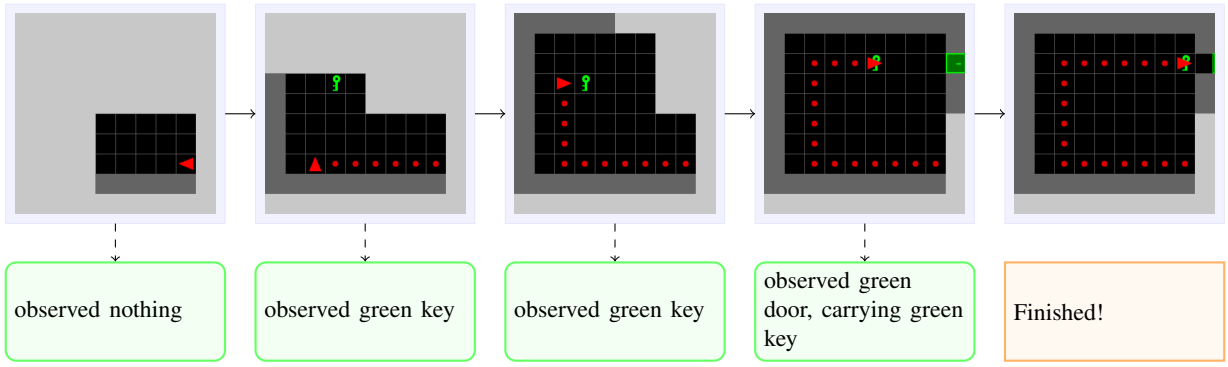


Figure 3: An illustrative example of the partial observations and their corresponding text descriptions in environment *SimpleDoorKey*. The agent is illustrated with a red triangle, and the path it takes is illustrated with red dots. At the start of each episode, the agent is provided with only limited information, with the unexplored area masked (light grey). As the agent progresses in this room, it reveals more information about the room layout for the planner, until it successfully opens the locked door.

4 Implementation Details & Experimental Setup

In this section, we present implementation details of our method in the context of our experiments. We designed 4 partially observable environments, based on MiniGrid [Chevalier-Boisvert *et al.*, 2018b]. These environments require the agent to have the capability to perceive, reason and control in order to solve target tasks. To begin with, we introduce the testing environments. Then we present implementation details of our method. Finally, we present baseline methods involved in our experiments.

4.1 Environments

In MiniGrid environments, an agent must navigate in a 2D grid room and interact with specific objects, in order to complete different tasks, such as “open the red door” or “put the green ball next to the yellow box”. The agent is equipped with only limited view range, such that it also needs to first explore about the environment and collect useful information for further planning. More specifically, the environment returns as observation the full grid information with unexplored area occluded (e.g., “fog of war” in StarCraft). Technically, the environment returns an observation of shape $o \in \mathbb{R}^{W \times H \times 4}$, where W and H are the width and height of the full grid respectively. For an unexplored grid at location $[w, h]$, the observation returns $[-1, -1, -1, -1]$. For an explored grid, the corresponding 4-dimensional vector contains all information about that grid: its object ID, color ID, state ID (e.g., closed or locked if it is a door), and an agent direction ID (direction ID if the agent is at this location, or 4 otherwise). With such designs, we aim to focus on the reasoning ability of the agent and exclude the potential influence of other factors, such as memorization. Figure 3 provides an example of this environment setup in the environment of *SimpleDoorKey*.

For our experiments, we consider the task of opening a locked door in four distinct environments: *SimpleDoorKey*, *KeyInBox*, *RandomBoxKey*, *ColoredDoorKey*. In the basic setup *SimpleDoorKey* and *KeyInBox*, the room contains only one key and one exit door. The key is located on the floor (*SimpleDoorKey*) or in a box (*KeyInBox*). The agent needs to

explore to locate the target door and the key/box, then pickup the key, and finally unlock the target door with the carried key. In *RandomBoxKey* environment, the key is randomly put on the floor or in a box when the room is generated. The agent needs to interactively plan based on the feedback from the environment, i.e., change its plan according to whether the agent observe a key or a box. Finally, in *ColoredDoorKey*, the room contains multiple keys and only one exit door. Each key and the corresponding door are color-coded, requiring a key of matching color to unlock the door. All environments are generated procedurally, with the grid layout (such as room size, key and door locations) randomly determined each time the environment is reset. Additionally, a held-out test set consisting of 100 arbitrarily selected random seeds is pre-defined for each environment.

4.2 Implementation Details

Planner As shown in [Min *et al.*, 2022], LLMs require carefully designed prompts and few-shot demonstrations for generalizing to different tasks. In our experiments, we provide task instructions and few-shot examples as in-context prompts for each environment. In addition, to help LLM solve difficult reasoning task, we compose Chain-of-Thought prompts for *ColoredDoorKey* [Wei *et al.*, 2022]. Please note that these few-shot examples are only used to ground task knowledge (e.g., a door can only be unlocked with the key of the same color) and constraint the output formats. The LLM needs to reason about the target task with its embedded knowledge, in order to generalize to different scenarios with various objects and colors. Figure 4 provides the prefix prompts and one interaction example in *ColoredDoorKey*, where the LLM planner successfully generates a correct plan given novel observations. Full details about prompts for all environments are included in Appendix D.

We use two different versions of Vicuna model [Chiang *et al.*, 2023] - a set of open-source LLMs trained by fine-tuning LLaMa [Touvron *et al.*, 2023] - as LLM planners in our work: a Vicuna-7b model for *SimpleDoorKey*, *KeyInBox*, and *RandomBoxKey*, and a Vicuna-13b model for the most complex environment, *ColoredDoorKey*. In addi-

Prefix Prompt

Instruction:

An agent in a Minigrid environment in reinforcement learning, the task of the agent is to open door in a maze. Available actions may includes: explore, go to <object>, pick up <object>, toggle <object>. Please infer action for Q. Format answer as following:

Few-shot Examples:

Q: [observed blue key, observed blue door, carry red key]
A: [observed blue key, observed blue door, carry red key][observed blue door, observed blue key]
action:[go to blue key, pick up blue key]

Q: [observed blue door, carry blue key]
A: [observed blue door, carry blue key]
action:[go to blue door, toggle blue door]

Q: [observed blue door]
A: [observed blue door]
action:[explore]

Interaction

Agent Observation:

Q: [observed red key, observed blue key, observed blue door]

LLM Response:

A: [observed red key, observed blue key, observed blue door][observed blue key, observed blue door]

action: {go to blue key, pick up blue key}.

[observed blue door, carry blue key]

action: {go to blue door, toggle blue door}.

Figure 4: Example of the prefix prompt and one interaction for the *ColoredDoorKey* environment. Prefix prompt consists of task instruction and few-shot examples. In Chain-of-Thought-style prompts, we add inference processes within the examples. Note that these few-shot examples are only provided for grounding task knowledge and constraining the output formats of the LLM. We do not need to exhaustively enumerate all knowledge and rules to construct prompts, as a qualified LLM can do logical reasoning based on a limited number of prompts, then provide proper plans (instructions) that are adaptable to new scenarios encountered in the environment.

tion, we design a communication application interface implemented with fastapi framework in RESTful API style. More details can be found at our open-source code repository: <https://github.com/ZJLAB-AMMI/LLM4RL>.

Actor The actor contains a set of pre-defined option policies. The options set is: {explore, go to *an object*, pickup *an object*, toggle *an object*}.

Mediator As described in Section 3.1, the mediator contains two separate components: an asking policy and a translator. In this work, we use an expert translator and train a neural network for the asking policy. More specifically, the asking policy is provided with the observations at the current and previous frame. We takes the difference between two frames before passing it to the network, so that it is encouraged to take the *ask* action only when something changes in the environment. The network consists of 3 CNN layers, followed by 2 MLP layers, and outputs the logits of {*ask*, *not ask*} for each option. So the output dimension of the network is $2 \times K$, where the $(2k-1)$ -th and $2k$ -th entries together decide the action distribution for option k . K is the size of the option set here.

4.3 Baselines

We consider following baselines, for comparison with our approach in our experiments:

Hard-coded Timing and conditions for requesting new instructions from LLMs are hard-coded by human experts for each option in Wang *et al.* [2023b]. The agent will only request a new plan from the LLM planner when the option termination conditions are met. These conditions include both a goal-finishing detector and a constraint on the maximum number of timesteps allowed. For example, for the option “go to the red door”, the termination condition is that the agent reaches the target door location or exceeds 100 timesteps spent on this option. Appendix A provides termination conditions for all options. However, we argue that hard-coded termination conditions are unable to take advantage of newly acquired information during option execution. Additionally, these conditions may be weak to uncertainties in other components of the framework, potentially leading to suboptimal performance if the actors or LLMs are imperfect.

Always In Dasgupta *et al.* [2023], the LLM planner is consulted at every step, ensuring that newly acquired information is immediately relayed to the planner. This strategy

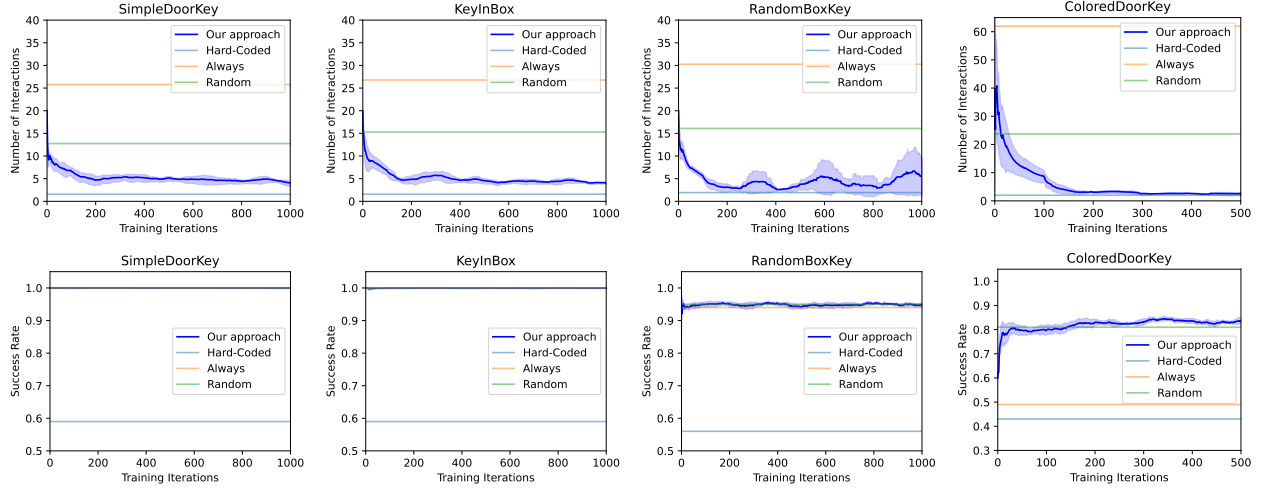


Figure 5: Number of interactions (top row) and success rates (bottom row) of all compared methods across four environments. The comparison shows that our approach learns to interact more efficiently with the LLM planner and to achieve higher task performances when unexpected errors occurs during acting phase (*RandomBoxKey* and *ColoredDoorKey*). The numerical results corresponding to this figure are presented in Tables 3-6 in the Appendix.

theoretically guarantees better task performance due to zero-delay between gathering new information and requesting a re-plan. However, it consumes significantly more interaction resources than other methods.

Random At each timestep, the agent has a fixed 50% probability of deciding to ask the LLM for instructions.

Planner Learned with RL In the original options framework, the policy-over-options (i.e., the planner) is learned using RL on data collected during interactions with the environment [Sutton *et al.*, 1999; Precup, 2000]. In this work, we compare our framework with a RL-learned policy-over-options without any LLM involvement to evaluate the contribution of using an LLM as the planner.

5 Experimental Results

As discussed in previous sections, we hypothesize that explicitly learning an asking policy within the planner-actor-mediator framework can benefit the agent in two ways: (1) avoiding wasting resources on non-informative interactions with LLM, and (2) improving task performance by interactively changing acting plans. With our designed experiments, we aim to investigate the following research questions:

- Can our agent solve target tasks with less interaction costs?
- Can our agent actively ask an LLM in exploratory environments?
- Can our learned mediator perform robustly against uncertainties in other components of the Planner-Actor-Mediator framework?
- What is the performance gain provided by using the LLM, compared with a pure RL based options framework?

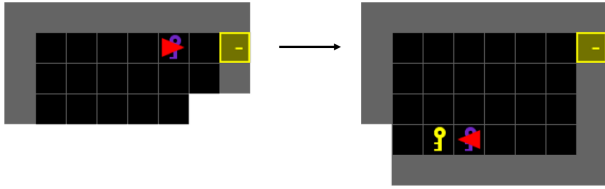
5.1 Can our agent solve target tasks with less interaction costs?

We compared our approach with baseline methods. Figure 5 summarizes both the communication costs (top row) and task performances (bottom row) across all four environments. As shown, using our approach, the number of interactions with the LLM is reduced while maintaining the task performance across all four environments. Moreover, our approach can maintain high success rates throughout the learning process. This suggests that the asking policy only learns to cut off non-informative interactions with the LLM, while maintaining the essential ones.

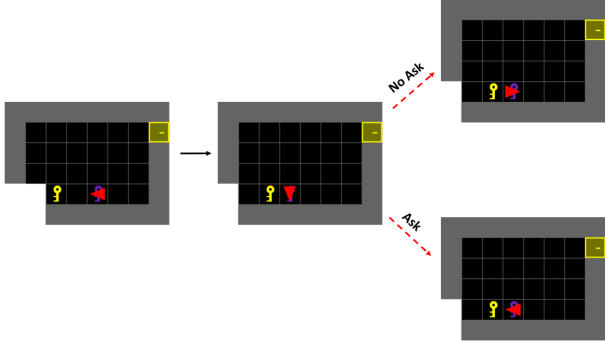
5.2 Can our agent actively ask an LLM in exploratory environments?

After analyzing how the agent performs when it is expected to propose asking the LLM planner for help, it was observed that the baseline with hard-coded asking policy achieved significantly lower success rates than other methods. This happened because the agent continued to execute every option until its termination condition was satisfied, even though it had already collected enough information for the task. This resulted in a waste of time on each option and a failure to complete the task within the given time limit. On the other hand, our approach and other baselines were able to early-stop any options when necessary and achieve 100 percent success rates in *SimpleDoorKey* and *KeyInBox*.

In a specific scenario within the domain of *ColoredDoorKey*, as shown in Figure 6a, the agent was taking the *explore* option and had just acquired information about the location of the yellow key (frame 2). In the hard-coded baseline approach, the agent would continue with the *explore* option until fully exploring the entire room. However, in contrast, the proposed approach would propose asking the LLM planner about what to do next with the current information



(a) An example scenario where the agent discovers new information during option *explore*.



(b) An example scenario where the hard-coded translator fails to encode all information.

Figure 6: Two example scenarios where the agent is expected: (a) to ask the LLM planner for help as it has collected useful information for the planner to adjust its plan; and (b) to not ask the LLM, as the LLM may propose wrong options due to an imperfect translator.

and stop exploring to immediately pick up the yellow key. This example highlights the effectiveness of the proposed approach in recognizing when to ask for help from the LLM planner and making more efficient decisions based on the available information, resulting in better performance.

5.3 Can our mediator perform robustly against uncertainties in other components?

In the complex environment *ColoredDoorKey*, the *Always* baselines would fail in certain special corner cases due to imperfections of other components. Figure 6b provides an example scenario in *ColoredDoorKey*. Consider the *Always* baseline approach. In the first frame, the agent is instructed to *go to then pick up the key*. After taking a left turn to drop the carried purple key (frame 2), the LLM instructs the agent again with *go to then pick up the key*, where the agent should continue with picking up the yellow key. This failure case occurs because the hard-coded translator fails to encode the information about the relative position between the agent and the target object. Specifically, the translator returns [*observed yellow key, observed yellow door, carrying purple key*] for both frames 1 and 2. In contrast, the proposed approach learns not to ask for help in this case and allows the agent to finish picking up the yellow key before asking for further instruction. This highlights the advantage of the proposed approach over the baselines, as it is capable of adapting to situations where the other components may not be perfect.

As illustrated in Figure 5, the proposed approach gradually outperforms the baseline methods in terms of task success rates. This outcome suggests that the learned mediator is ca-

Table 1: The summary of the performance of our method and RL approach in *SimpleDoorKey*.

Performance	Ours	RL learned planner
<i>Average Return with penalty</i>	0.7583	0.0324
<i>Average # of timesteps</i>	30.47	98.36
<i>Success rate</i>	100%	12%

pable of learning about the behaviors of the other components within the framework, leading to more robust performances in complex environments.

5.4 Comparison with a baseline RL

In an ablation study, the proposed approach was compared with an RL baseline to investigate the importance of the reasoning ability of the pre-trained LLM. The RL baseline learns the planner, i.e., policy-over-options, without involving any communication overhead with the LLM. As summarized in Table 1, even in the simplest environment, *SimpleDoorKey*, the RL baseline struggles to complete the task using a fixed number of training iterations. This suggests that it is challenging for an RL agent to learn to solve these tasks from scratch. In these embodied environments, the agent needs to learn how to explore the environment, reason about the relationships between different objects, and plan optimal actions to complete tasks. With the help of the LLM, an agent can take advantage of the world knowledge embedded in the LLM to significantly reduce the difficulties in solving these tasks. Therefore, the results of the ablation study support the notion that the reasoning ability of the pre-trained LLM is crucial for achieving higher performance in complex environments.

6 Conclusions

In this paper, we aim to enhance the efficiency and cost-effectiveness of the interaction between an agent and an LLM in embodied environments. We assume that an LLM model is available while interacting with it is costly. We propose an RL-based mediator model within the Planner-Actor-Mediator framework [Dasgupta *et al.*, 2023]. Our model enables the agent to interact with the LLM in a more intelligent way than the baseline strategies. We evaluate our approach using four partially observable MiniGrid environments [Chevalier-Boisvert *et al.*, 2018b]. Results demonstrate that, with our approach, the agent can explore the environment and respond to perceived new information in a more reasonable way. Specifically, it learns when to initiate or maintain interaction with the LLM and when to rely on its own learned skills without requiring LLM interaction. Furthermore, we found that the agent exhibits greater robustness by maintaining only a few necessary interactions with the LLM, compared to frequent and intensive interactions. We make our code open source for future research and intend to test our approach with larger LLMs and more complex embodied tasks in future work. Additionally, we plan to adapt our model for other scenarios, such as that considered by Zhang and Liu [2023], where LLM can be used for commonsense knowledge reasoning.

References

- Michael Ahn, Anthony Brohan, Noah Brown, Yevgen Chebotar, Omar Cortes, Byron David, Chelsea Finn, Keerthana Gopalakrishnan, Karol Hausman, Alex Herzog, et al. Do as i can, not as i say: Grounding language in robotic affordances. *arXiv preprint arXiv:2204.01691*, 2022.
- Tom Brown, Benjamin Mann, Nick Ryder, Melanie Subbiah, Jared D Kaplan, Prafulla Dhariwal, Arvind Neelakantan, Pranav Shyam, Girish Sastry, Amanda Askell, et al. Language models are few-shot learners. *Advances in neural information processing systems*, 33:1877–1901, 2020.
- Thomas Carta, Clément Romic, Thomas Wolf, Sylvain Lamprier, Olivier Sigaud, and Pierre-Yves Oudeyer. Grounding large language models in interactive environments with online reinforcement learning. *arXiv preprint arXiv:2302.02662*, 2023.
- Maxime Chevalier-Boisvert, Dzmitry Bahdanau, Salem Lahlou, Lucas Willems, Chitwan Saharia, Thien Huu Nguyen, and Yoshua Bengio. Babyai: A platform to study the sample efficiency of grounded language learning. *arXiv preprint arXiv:1810.08272*, 2018.
- Maxime Chevalier-Boisvert, Lucas Willems, and Suman Pal. Minimalistic gridworld environment for gymnasium, 2018.
- Wei-Lin Chiang, Zhuohan Li, Zi Lin, Ying Sheng, Zhanghao Wu, Hao Zhang, Lianmin Zheng, Siyuan Zhuang, Yonghao Zhuang, Joseph E. Gonzalez, Ion Stoica, and Eric P. Xing. Vicuna: An open-source chatbot impressing gpt-4 with 90%* chatgpt quality, March 2023.
- Abhishek Das, Samyak Datta, Georgia Gkioxari, Stefan Lee, Devi Parikh, and Dhruv Batra. Embodied question answering. In *Proceedings of the IEEE conference on computer vision and pattern recognition*, pages 1–10, 2018.
- Ishita Dasgupta, Christine Kaeser-Chen, Kenneth Marino, Arun Ahuja, Sheila Babayan, Felix Hill, and Rob Fergus. Collaborating with language models for embodied reasoning. *arXiv preprint arXiv:2302.00763*, 2023.
- Wenlong Huang, Fei Xia, Ted Xiao, Harris Chan, Jacky Liang, Pete Florence, Andy Zeng, Jonathan Tompson, Igor Mordatch, Yevgen Chebotar, et al. Inner monologue: Embodied reasoning through planning with language models. *arXiv preprint arXiv:2207.05608*, 2022.
- Yunfan Jiang, Agrim Gupta, Zichen Zhang, Guanzhi Wang, Yongqiang Dou, Yanjun Chen, Li Fei-Fei, Anima Anandkumar, Yuke Zhu, and Linxi Fan. Vima: General robot manipulation with multimodal prompts. *arXiv preprint arXiv:2210.03094*, 2022.
- Sewon Min, Xinxu Lyu, Ari Holtzman, Mikel Artetxe, Mike Lewis, Hannaneh Hajishirzi, and Luke Zettlemoyer. Rethinking the role of demonstrations: What makes in-context learning work? *arXiv preprint arXiv:2202.12837*, 2022.
- Doina Precup. *Temporal abstraction in reinforcement learning*. University of Massachusetts Amherst, 2000.
- Alec Radford, Jeffrey Wu, Rewon Child, David Luan, Dario Amodei, Ilya Sutskever, et al. Language models are unsupervised multitask learners. *OpenAI blog*, 1(8):9, 2019.
- John Schulman, Filip Wolski, Prafulla Dhariwal, Alec Radford, and Oleg Klimov. Proximal policy optimization algorithms. *arXiv preprint arXiv:1707.06347*, 2017.
- Richard S Sutton, Doina Precup, and Satinder Singh. Between mdps and semi-mdps: A framework for temporal abstraction in reinforcement learning. *Artificial intelligence*, 112(1-2):181–211, 1999.
- Hugo Touvron, Thibaut Lavril, Gautier Izacard, Xavier Martinet, Marie-Anne Lachaux, Timothée Lacroix, Baptiste Rozière, Naman Goyal, Eric Hambro, Faisal Azhar, Aurelien Rodriguez, Armand Joulin, Edouard Grave, and Guillaume Lample. Llama: Open and efficient foundation language models. *arXiv preprint arXiv:2302.13971*, 2023.
- Guanzhi Wang, Yuqi Xie, Yunfan Jiang, Ajay Mandlekar, Chaowei Xiao, Yuke Zhu, Linxi Fan, and Anima Anandkumar. Voyager: An open-ended embodied agent with large language models. *arXiv preprint arXiv:2305.16291*, 2023.
- Zihao Wang, Shaofei Cai, Anji Liu, Xiaojian Ma, and Yitao Liang. Describe, explain, plan and select: Interactive planning with large language models enables open-world multi-task agents. *arXiv preprint arXiv:2302.01560*, 2023.
- Jason Wei, Xuezhi Wang, Dale Schuurmans, Maarten Bosma, Ed Chi, Quoc Le, and Denny Zhou. Chain of thought prompting elicits reasoning in large language models. *arXiv preprint arXiv:2201.11903*, 2022.
- Pu Zhang and Bin Liu. Commonsense knowledge assisted deep learning with application to size-related fine-grained object detection. *arXiv preprint arXiv:2303.09026*, 2023.

Appendix

A Options set

The Planner-Actor-Mediator framework allows for the separate learning of each component. In this work, we focus on learning the mediator component while using a hard-coded set of options. In this section, we provide a detailed description of the option set, with an emphasis on the termination conditions used in the hard-coded baselines presented in Section 4.3.

For our MiniGrid environments, we employ the following set of options: [explore, go to {object}, pick up {object}, toggle {object}]. All options can be initiated from any state, i.e., $\mathcal{I}_\omega = \mathcal{S}$ for any option. Additionally, all options have a maximum length of 100 steps, after which the agent will terminate the option. During exploration (option *explore*), the agent follows a fixed strategy of scanning the unexplored grid row-by-row and finishes when it has observed walls forming a closed area. When using the *go to* option, the agent plans the path to the target object using the A^* algorithm and terminates the option upon reaching the target. During the *pick up* option, the agent will attempt to pick up the target object in front of it if it is not already holding another object; otherwise, it will first drop the current object at the nearest position before picking up the new one. The *toggle* option is a one-step action that attempts to interact with the object in front of the agent.

B PPO Hyperparameters

Table 2: PPO hyperparameters

Variable	Value
Number of trajectory collected between two updates	10
Number of epochs per update	3
Batch size	32
Entropy loss coefficient	0.01
Value function loss coefficient	0.5
Discount factor	0.99
learning rate	0.001
Clipping parameter	0.2
Maximum gradient norm	0.5

C Test result details

Here we present corresponding numerical results shown in Figure 5, see Tables 3-6.

D Full details about prompts for all environments

Here we provide a complete description of the LLM planner’s prompting process for our four distinct environments: *SimpleDoorKey*, *KeyInBox*, *RandomBoxKey*, *ColoredDoorKey*.

Table 3: The summary of the performance of our method and baselines approach in *SimpleDoorKey*

Performance	Hard-Coded	Always	Random	Ours
<i>Num of timesteps</i>	64.9	25.78	26.55	29.20
<i>Num of interactions</i>	1.58	25.78	12.75	4.24
<i>Success rate</i>	59%	100%	100%	100%

Table 4: The summary of the performance of our method and baselines approach in *KeyInBox*

Performance	Hard-Coded	Always	Random	Ours
<i>Num of timesteps</i>	65.49	26.78	27.46	29.01
<i>Num of interactions</i>	1.58	26.78	15.3	4.33
<i>Success rate</i>	59%	100%	100%	100%

Table 5: The summary of the performance of our method and baselines approach in *RandomBoxKey*

Performance	Hard-Coded	Always	Random	Ours
<i>Num of timesteps</i>	61.71	30.26	30.2	34.41
<i>Num of interactions</i>	1.93	30.26	16.09	3.61
<i>Success rate</i>	56%	94%	95%	95%

Table 6: The summary of the performance of our method and baselines approach in *ColoredDoorKey*

Performance	Hard-Coded	Always	Random	Ours
<i>Num of timesteps</i>	75.54	61.96	44.64	47.87
<i>Num of interactions</i>	2.01	61.96	23.75	3.29
<i>Success rate</i>	43%	49%	81%	83%

Table 7: Prompt for *SimpleDoorKey* environment.

Instruction:	the task of the agent is to toggle the door in the maze in MiniGrid environment. Please help agent to plan the next actions given observation and state: carry object or none. Assailable actions may includes: explore, go to object, pick up an object, toggle an object. the actions should be displayed in a list. Do not explain the reasoning.
Examples:	observation: observed a door, action: explore. observation: observed a key, action: go to the key, pick up the key. observation: observed a door, carry key, action: go to the door, toggle the door.
Question:	observation: observed a door, observed a key
Planner:	action: go to the key, pick up the key, go to door, toggle door

Table 8: Prompt for *KeyInBox* environment.

Instruction:	the task of the agent is to toggle the door in the maze in MiniGrid environment. key is hidden in a box. Please help agent to plan the next actions given observation and state: carry object or none. Available actions may includes: explore, go to object, pick up an object, toggle an object. the actions should be displayed in a list. Do not explain the reasoning.
Examples:	observation: observed a box, action: go to the box, toggle the box. observation: observed a door, action: explore. observation: observed a door, carry key, action: go to the door, toggle the door.
Question:	observation: observed a box, observed a door
Planner:	action: go to the box, toggle the box

Table 9: Prompt for *RandomBoxKey* environment.

Instruction:	the task of the agent is to toggle the door in the maze in MiniGrid environment. key may be hidden in a box. Please help agent to plan the next actions given observation and state: carry object or none. Available actions may includes: explore, go to object, pick up an object, toggle an object. the actions should be displayed in a list. Do not explain the reasoning.
Examples:	observation: observed a key, action: go to the key, pick up the key, explore. observation: observed a door, action: explore. observation: observed a box, action: go to the box, toggle the box. observation: observed a door, carry key, action: go to the door, toggle the door. observation: observed a box, observed a door, action: go to the box, toggle the box.
Question:	observation: observed a box, carry key
Planner:	action: explore