

Bayesian nonparametric modeling of latent partitions via Stirling-gamma priors

Alessandro Zito¹, Tommaso Rigon², and David B. Dunson¹

¹Department of Statistical Science, Duke University, Durham, NC, 27708, U.S.A.

²Department of Economics, Management and Statistics, University of Milano-Bicocca, Milan, 20126, Italy

Abstract

Dirichlet process mixtures are particularly sensitive to the value of the so-called precision parameter, which controls the behavior of the underlying latent partition. Randomization of the precision through a prior distribution is a common solution, which leads to more robust inferential procedures. However, existing prior choices do not allow for transparent elicitation, due to the lack of analytical results. We introduce and investigate a novel prior for the Dirichlet process precision, the Stirling-gamma distribution. We study the distributional properties of the induced random partition, with an emphasis on the number of clusters. Our theoretical investigation clarifies the reasons of the improved robustness properties of the proposed prior. Moreover, we show that, under specific choices of its hyperparameters, the Stirling-gamma distribution is conjugate to the random partition of a Dirichlet process. We illustrate with an ecological application the usefulness of our approach for the detection of communities of ant workers.

1 INTRODUCTION

Discrete Bayesian nonparametric priors have been thoroughly investigated in recent decades motivated by their wide applicability in model-based clustering and density estimation problems. Suppose X_1, \dots, X_n are n observations taking values on \mathbb{X} and $f(x | \theta)$ is a density function on the same space, indexed by θ . Then, a Bayesian nonparametric mixture model is defined through the following hierarchical representation

$$X_i | \theta_i \stackrel{\text{ind}}{\sim} f(x | \theta_i), \quad \theta_i | \tilde{p} \stackrel{\text{iid}}{\sim} \tilde{p}, \quad \tilde{p} \sim \mathcal{Q}, \quad (i = 1, \dots, n), \quad (1)$$

where $\theta_1, \dots, \theta_n$ are latent parameters, \tilde{p} is a discrete random probability measure and \mathcal{Q} represents its prior. Some notable instances of prior laws \mathcal{Q} include the Pitman–Yor process ([Perman et al.](#),

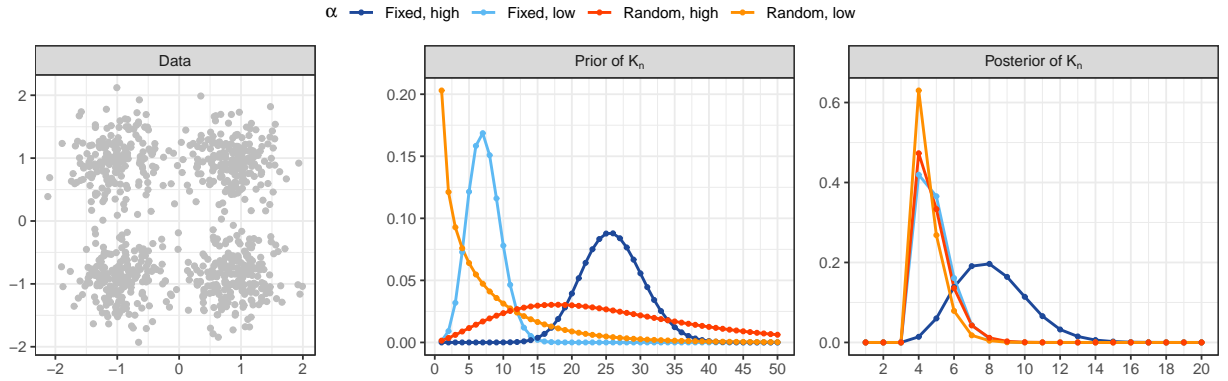


Figure 1: Left panel: 800 data points from a four-component mixture of normals. Center panel: probability mass function of the prior distribution of K_n under different choices of α . Parameters were set to have $E(K_n) = 7.26$ and $E(K_n) = 25.9$ in low and high cases, respectively, with $\alpha = 1$ and $\alpha = 5$ in the fixed cases. Right panel: posterior distribution of K_n estimated from the data via a Dirichlet process mixture. See the Appendix for details.

1992; Pitman and Yor, 1997), Gibbs-type priors (Gnedin and Pitman, 2005; De Blasi et al., 2015), and normalized random measures with independent increments (Regazzini et al., 2003). Arguably, the most popular and widely employed discrete nonparametric prior is the Dirichlet process introduced by Ferguson (1973), due to its simplicity and analytical tractability.

The discreteness of \tilde{p} induces a clustering of the observations by generating ties among the latent parameters. More precisely, there will be $K_n = k$ distinct values among $\theta_1, \dots, \theta_n$, which partitions the statistical units $\{1, \dots, n\}$ into k clusters, say C_1, \dots, C_k . Hence, two statistical units i and i' belong to the same cluster, say the j th, if $i, i' \in C_j$ or, equivalently, if $\theta_i = \theta_{i'}$. Moreover, we will say that $\Pi_n = \{C_1, \dots, C_k\}$ is the random partition induced by \tilde{p} . In a Dirichlet process mixture model, the law of such a random partition Π_n is

$$\text{pr}(\Pi_n = \{C_1, \dots, C_k\} \mid \alpha) = \frac{\alpha^k}{(\alpha)_n} \prod_{j=1}^k (n_j - 1)!, \quad (2)$$

where $\alpha > 0$, with $(\alpha)_n = \alpha(\alpha + 1) \cdots (\alpha + n - 1)$ being the ascending factorial, and with $n_j = |C_j|$ being the number of elements in cluster C_j , so that $\sum_{j=1}^k n_j = n$. The quantity α is called *precision parameter* and, together with the sample size n , governs the law of the partition and the number of clusters K_n . In our motivating application, we rely on such a random partition mechanism to infer the latent communities in a colony of ant workers. Specifically, we model individual ant-to-ant interaction networks via stochastic block models (Nowicki and Snijders, 2001), which are a variant of the mixture model in (1). See Kemp et al. (2006); Geng et al. (2019); Legramanti et al. (2022) for other applications of discrete nonparametric priors in community detection tasks.

It has been pointed out by several scholars that Dirichlet process mixtures are particularly sensitive to the precision parameter (Escobar, 1994; Lijoi et al., 2007; Booth et al., 2008). For instance, different values of α can lead to dramatically different posterior distributions of K_n , even when sufficient cluster separation is present in the data. Such a lack of robustness is problematic when the posterior partition is of inferential interest, such as in clustering and community detection. As we illustrate in Figure 1 with a simulated example, randomizing the precision through the use of a prior $\pi(\alpha)$ can attenuate this unpleasant behavior. Here, fixing $\alpha = 1$ as opposed to $\alpha = 5$ causes the posterior mode of K_n to shift from four to eight clusters, even if the data are generated from a mixture with four well-separated components. On the contrary, allowing α to be random induces more flexibility in the prior for K_n , and in turn, yields two posterior distributions that are similar to each other even when the means in the priors for α are far apart.

The most common choice of $\pi(\alpha)$ is the gamma distribution (Escobar and West, 1995). However, gamma priors lead to an analytically intractable prior over the partition. This prevents transparent elicitation of the prior hyperparameters and complicates the inclusion of available prior information on the clustering structure of the data. Moreover, while it has been shown that the distribution of K_n arising from a Dirichlet process can be approximated with a Poisson distribution when α is fixed, no such approximation is available for the random α case. We aim at filling this gap by introducing a novel prior over the Dirichlet process precision that (i) is simple and easily sampled from, (ii) makes the induced prior on K_n analytically tractable and (iii) leads to an approximate negative binomial prior on the number of clusters. Our proposed prior for α has a novel distribution, which we refer to as *Stirling-gamma*, due to its connection with Stirling numbers and the gamma distribution. Under an appropriate logarithmic rescaling, the Stirling-gamma is equivalent to the gamma in a limiting case.

When α follows a Stirling-gamma prior, we will say that the random partition is from a *Stirling-gamma process*. This belongs to the larger class of Gibbs-type partition models, which are discrete non-parametric priors that enjoy several appealing theoretical properties. See for instance De Blasi et al. (2015). We provide several distributional results for the Stirling-gamma process. In particular, we show that the hyperparameters have an interpretable link with the induced law for the partition and the associated number of clusters. The resulting negative binomial-type behavior of the Stirling-gamma process, as opposed to the Poisson-type one of the Dirichlet process, helps explain the greater robustness of mixture models with random α .

The Stirling-gamma has the further fundamental advantage of being the conjugate prior to the law of the random partition of the Dirichlet process if one of its hyperparameters equals n . This happens because the distribution in equation (2) belongs to the class of natural exponential families, which always admit a conjugate prior (Diaconis and Ylvisaker, 1979). We illustrate how this conjugacy result further facilitates both posterior inferences on α and prior elicitation. The consequences of the

prior dependency on n are thoroughly discussed. In particular, we show how the Stirling-gamma can be a useful prior when modeling independently repeated partitions of the same n statistical units, such as the ant worker interaction networks of our illustrative application.

2 DISTRIBUTION THEORY FOR STIRLING-GAMMA PROCESSES

2.1 BACKGROUND

Before introducing the Stirling-gamma distribution and the related process, we provide a probabilistic background on partition models that will be useful throughout the paper. Suppose that the latent parameters θ_i in model (1) belong to an infinite exchangeable sequence $(\theta_n)_{n \geq 1}$ and that they live in a complete and separable metric space Θ endowed with a Borel σ -algebra $\mathcal{B}(\Theta)$. The *species sampling models* introduced by Pitman (1996) provide a broad class of discrete nonparametric priors, defined as $\tilde{p} = \sum_{j=1}^{\infty} \tilde{p}_j \delta_{\xi_j}$ with $\sum_{j=1}^{\infty} \tilde{p}_j = 1$. Here, δ_x is the Dirac measure at x , while the ξ_j s are drawn independently from a non-atomic *baseline distribution* P_0 on $\mathcal{B}(\Theta)$ and are also independent from the random weights \tilde{p}_j . Since the realizations of a species sampling model are almost surely discrete, we have $\text{pr}(\theta_i = \theta_{i'}) > 0$ for any $i \neq i'$. As such, the latent variables $\theta_1, \dots, \theta_n$ will take on $K_n = k$ distinct values, called $\theta_1^*, \dots, \theta_k^*$, with frequencies n_1, \dots, n_k and $\sum_{j=1}^k n_j = n$. This induces a random partition of the statistical units $\{1, \dots, n\}$ into groups C_1, \dots, C_k , where $C_j = \{i : \theta_i = \theta_j^*\}$ for $j = 1, \dots, k$.

There exists a rich variety of exchangeable priors to model the random partition mechanism generating the clusters C_1, \dots, C_k . See Ghosal and Van Der Vaart (2017) for an extensive account. Among them, *Gibbs-type* processes (Gnedin and Pitman, 2005; De Blasi et al., 2015) form a particularly rich class. We say that the law of \tilde{p} is of Gibbs-type if

$$\text{pr}(\Pi_n = \{C_1, \dots, C_k\}) = V_{n,k} \prod_{j=1}^k (1 - \sigma)_{n_j - 1}, \quad (3)$$

where $\sigma < 1$ and the coefficients $V_{n,k}$ satisfy the forward recursion $V_{n,k} = (n - \sigma k)V_{n+1,k} + V_{n+1,k+1}$ for all $k = 1, \dots, n$ and $n \geq 1$, with $V_{1,1} = 1$. Equation (3) is the so-called *exchangeable partition probability function* of the process (Pitman, 1996). This depends on the cluster frequencies through a product structure, which implies that Gibbs-type priors are a special instance of product partition models (Hartigan, 1990; Barry and Hartigan, 1992; Quintana and Iglesias, 2003). The coefficients $V_{n,k}$ determine the system of predictive equations of Π_n , that is

$$\text{pr}(\theta_{n+1} \in A \mid \theta_1, \dots, \theta_n) = \frac{V_{n+1,k+1}}{V_{n,k}} P_0(A) + \frac{V_{n+1,k}}{V_{n,k}} \sum_{j=1}^k (n_j - \sigma) \delta_{\theta_j^*}(A), \quad (4)$$

for $n \geq 1$ and every $A \in \mathcal{B}(\Theta)$. The $(n+1)$ st latent parameter θ_{n+1} is drawn from the baseline P_0 with

probability $V_{n+1,k+1}/V_{n,k}$, and is equal to one of the previous θ_j^* with probability $V_{n+1,k+1}(n_j - \sigma)/V_{n,k}$. Specifically, sampling θ_{n+1} from the baseline automatically generates a new cluster due to the diffuse nature of P_0 . Refer to [De Blasi et al. \(2015\)](#) for an overview.

When $\sigma = 0$ and $V_{n,k} = \alpha^k / (\alpha)_n$ in equation (3), one recovers the exchangeable partition probability function of a Dirichlet process in equation (2). A more robust specification can be obtained by introducing a prior for α . In this case, the resulting distribution is

$$\text{pr}(\Pi_n = \{C_1, \dots, C_k\}) = V_{n,k} \prod_{j=1}^k (n_j - 1)!, \quad V_{n,k} = \int_{\mathbb{R}_+} \frac{\alpha^k}{(\alpha)_n} \pi(\alpha) d\alpha, \quad (5)$$

which has more flexibility through varying the hyperparameters of $\pi(\alpha)$. [Gnedin and Pitman \(2005\)](#) show that every Gibbs-type prior with $\sigma = 0$ is uniquely characterized by equation (5). Commonly adopted priors $\pi(\alpha)$, such as the gamma distribution proposed by [Escobar and West \(1995\)](#), do not lead to an analytically tractable form for $V_{n,k}$. This is a crucial point because $V_{n,k}$ are the key quantities that determine the distribution of the number of clusters, namely

$$\text{pr}(K_n = k) = V_{n,k} |s(n, k)|, \quad (k = 1, \dots, n), \quad (6)$$

where $|s(n, k)|$ are the signless Stirling number of the first kind ([Charalambides, 2005](#)). Refer to [Antoniak \(1974\)](#) and [Gnedin and Pitman \(2005\)](#) for derivations. Thus, our goal is to develop a prior whose hyperparameters have a clear and interpretable link with the distribution of K_n in equation (6). In what follows, we show how this can be achieved using a Stirling-gamma prior.

2.2 THE STIRLING-GAMMA DISTRIBUTION

In this Section, we introduce the Stirling-gamma distribution and describe its properties.

Definition 1. A positive random variable follows a Stirling-gamma distribution with parameters $a, b > 0$ and $m \in \mathbb{N}$ satisfying $1 < a/b < m$, if its density function is

$$\pi(\alpha) = \frac{1}{\mathcal{S}_{a,b,m}} \frac{\alpha^{a-1}}{\{(\alpha)_m\}^b}, \quad \mathcal{S}_{a,b,m} = \int_{\mathbb{R}_+} \frac{\alpha^{a-1}}{\{(\alpha)_m\}^b} d\alpha.$$

We will write $\alpha \sim \text{Sg}(a, b, m)$.

The name of the Stirling-gamma distribution stems from the presence of the ascending factorial in the density function, whose polynomial expansion defines Stirling numbers of the first kind ([Charalambides, 2005](#)), and the following connection with the gamma distribution.

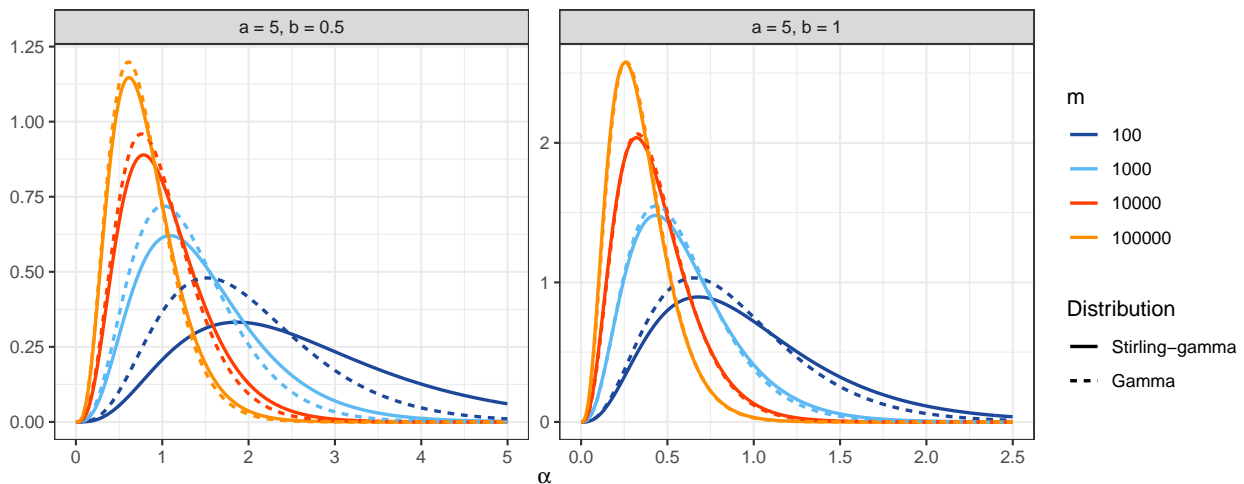


Figure 2: Probability density function of a Stirling-gamma $\text{Sg}(a, b, m)$, depicted by the solid lines, and a $\text{Ga}(a - b, b \log m)$, indicated by the dashed lines, for varying values of m and b , and $a = 5$.

Proposition 1. *Let $\alpha \sim \text{Sg}(a, b, m)$. Then, the following convergence in distribution holds:*

$$\alpha \log m \rightarrow \gamma, \quad \gamma \sim \text{Ga}(a - b, b), \quad m \rightarrow \infty.$$

In the above statement, $\text{Ga}(a_0, b_0)$ denotes the gamma distribution with mean a_0/b_0 and variance a_0/b_0^2 . Proposition 1 has two fundamental implications. The first is that the density of the Stirling-gamma $\text{Sg}(a, b, m)$ progressively resembles that of $\text{Ga}(a - b, b \log m)$ as m becomes larger. The second is that $\alpha \rightarrow 0$ in probability as $m \rightarrow \infty$ with a logarithmic rate of convergence via a direct application of Slutsky's theorem. Both properties are illustrated in Figure 2, which displays the probability density function of the two distributions for varying values of m and b when $a = 5$. In particular, high values for a/b require a larger m to make the two densities indistinguishable. Both distributions progressively shift towards zero as m increases. However, as we show formally in the Supplementary material, the Stirling-gamma is a heavy-tailed distribution; hence, it has a heavier right tail than the gamma distribution.

The density function of a Stirling-gamma is proper, namely $\mathcal{S}_{a,b,m} < \infty$, if only if $1 < a/b < m$, as shown in the Supplementary material. Interestingly, the normalizing constant $\mathcal{S}_{a,b,m}$ is the key to calculating the moments of the distribution, which are obtained as follows.

Proposition 2. *Let $\alpha \sim \text{Sg}(a, b, m)$ and suppose that $0 < s < mb - a$. Then*

$$E(\alpha^s) = \frac{\mathcal{S}_{a+s,b,m}}{\mathcal{S}_{a,b,m}}.$$

When $s > mb - a$, instead, then one has $E(\alpha^s) = \infty$. In general, explicit analytic expressions for the moments are not available. One possibility is to approximate $\mathcal{S}_{a,b,m}$ and, consequently, $E(\alpha^s)$

via Monte Carlo integration since samples from the Stirling-gamma can be drawn efficiently; see the Supplementary material. Alternatively, when m is large, we have that $E(\alpha) = \mathcal{S}_{a+1,b,m}/\mathcal{S}_{a,b,m}$ is roughly equal to $(a/b - 1)/\log m$ and that $\mathcal{S}_{a,b,m} \approx (b \log m)^{a-b}/\Gamma(a - b)$ by means of Proposition 1. Also, in the special instance where $a, b \in \mathbb{N}$, we can express $\mathcal{S}_{a,b,m}$ analytically as an alternating sum of logarithms, as shown in Theorem 5 in the Appendix.

2.3 RANDOM PARTITIONS VIA STIRLING-GAMMA PRIORS

When the precision parameter of a Dirichlet process follows a Stirling-gamma distribution $\alpha \sim \text{Sg}(a, b, m)$, we have a *Stirling-gamma process*. As described in Section 2.1, this is a member of the Gibbs-type family with $\sigma = 0$. Thus, the associated exchangeable partition probability function is readily available from the results of Gnedin and Pitman (2005).

Theorem 1. *The exchangeable partition probability function of a Stirling-gamma process with $\alpha \sim \text{Sg}(a, b, m)$ is*

$$\text{pr}(\Pi_n = \{C_1, \dots, C_k\}) = \frac{\mathcal{V}_{a,b,m}(n, k)}{\mathcal{V}_{a,b,m}(1, 1)} \prod_{j=1}^k (n_j - 1)!,$$

where the coefficients are equal to

$$\mathcal{V}_{a,b,m}(n, k) = \int_{\mathbb{R}_+} \frac{\alpha^{a+k-1}}{\{(\alpha)_m\}^b (\alpha)_n} d\alpha.$$

It is easy to see that the Gibbs-type coefficients are equal to $V_{n,k} = \mathcal{V}_{a,b,m}(n, k)/\mathcal{V}_{a,b,m}(1, 1)$, for $k = 1, \dots, n$ and $n \geq 1$, with $V_{1,1} = 1$, and that the forward recursion is satisfied since $\mathcal{V}_{a,b,m}(n, k) = n\mathcal{V}_{a,b,m}(n+1, k) + \mathcal{V}_{a,b,m}(n+1, k+1)$. Relying on similar reasoning as the one used for prior coefficients in Definition 1, we can also derive an explicit analytical form for $\mathcal{V}_{a,b,m}(n, k)$ when $a, b \in \mathbb{N}$. We show this in Theorem 6 in the Appendix, which, combined with Theorem 5, implies that $V_{n,k}$ can be expressed as ratios of alternating sums of logarithms after noticing that $\mathcal{V}_{a,b,m}(1, 1) = \mathcal{S}_{a,b,m}$.

By being a genuine Gibbs-type prior, the Stirling-gamma process admits an urn scheme representation of the form in equation (4). In particular, the latent parameters $(\theta_n)_{n \geq 1}$ abide the following generative mechanism:

$$\text{pr}(\theta_{n+1} \in A \mid \theta_1, \dots, \theta_n) = \frac{\mathcal{V}_{a,b,m}(n+1, k+1)}{\mathcal{V}_{a,b,m}(n, k)} P_0(A) + \frac{\mathcal{V}_{a,b,m}(n+1, k)}{\mathcal{V}_{a,b,m}(n, k)} \sum_{j=1}^k n_j \delta_{\theta_j^*}(A), \quad (7)$$

for $n \geq 1$ and for every $A \in \mathcal{B}(\Theta)$. The fundamental difference between the predictive scheme in equation (7) and the one arising from the generic distribution in (5) lies in the fact that the hyperparameters of the Stirling-gamma prior are interpretable in terms of the induced number of clusters in the latent partition. We elucidate this with the following key result.

Theorem 2. Let $\alpha \sim \text{Sg}(a, b, m)$ and $\mathcal{D}_{a,b,m} = E\{\sum_{i=0}^{m-1} \alpha^2 / (\alpha + i)^2\}$. The number of clusters K_m obtained from the first m random variables $\theta_1, \dots, \theta_m$ generated from the predictive scheme in equation (7) is distributed as

$$\text{pr}(K_m = k) = \frac{\mathcal{V}_{a,b,m}(m, k)}{\mathcal{V}_{a,b,m}(1, 1)} |s(m, k)|, \quad (8)$$

for $k = 1, \dots, m$, with mean and variance equal to

$$E(K_m) = \frac{a}{b}, \quad \text{var}(K_m) = \frac{b+1}{b} \left(\frac{a}{b} - \mathcal{D}_{a,b,m} \right).$$

In Section 2.4 we further show that $\mathcal{D}_{a,b,m} \approx 1$ for m large enough. The above statement suggests that hyperparameters a , b and m have an important meaning: when $\alpha \sim \text{Sg}(a, b, m)$, the first m statistical units $\{1, \dots, m\}$ arising from the Stirling-gamma process identify a/b clusters on average, with variance inversely related to b . For this reason, we can refer to m as a hypothetical *reference sample size*, a/b as a *location*, and b as a *precision*. Theorem 2 also provides an explicit motivation for why the hyperparameters of the Stirling-gamma must satisfy $1 < a/b < m$ as in Definition 1: having $a/b = 1$ is equivalent to having $E(K_m) = 1$, which corresponds to a Dirichlet process where $\alpha \rightarrow 0$. On the contrary, setting $a/b = m$ leads to $E(K_m) = m$, meaning that every observation identifies a new cluster. This is the case of a Dirichlet process where $\alpha \rightarrow \infty$. Setting $1 < a/b < m$ avoids both degenerate behaviors.

The results in Theorem 2 hold exclusively at the m th sample from the Stirling-gamma process. For arbitrary *fixed* values of a , b and m the distribution of the number of cluster K_n is given in equation (6), whose moments are not available in closed form. It is well known that the number of clusters K_n arising at a generic n th draw from the predictive scheme in equation (7) maintains the logarithmic divergence typical of the Gibbs-type processes with $\sigma = 0$. This is because $K_n / \log n \rightarrow \alpha \sim \text{Sg}(a, b, m)$ in distribution as $n \rightarrow \infty$, as discussed in Pitman (1996). On the other hand, one key aspect of Theorem 2 is that the expectation of the number of clusters among $\theta_1, \dots, \theta_m$, obtained from equation (7), is *independent* of m . Indeed, it will be shown in Section 2.4 that the distribution of K_m provided in equation (8) converges to a finite discrete random variable as $m \rightarrow \infty$. This is a consequence of Proposition 1 and the diverging nature of K_n discussed above: while K_n diverges at a logarithmic rate in n , the Stirling-gamma prior makes α approach zero logarithmically in m . The two rates perfectly compensate each other when the *observed* sample size n reaches the *reference* sample size m .

2.4 ROBUSTNESS PROPERTIES

In this Section, we investigate the behavior of the number of clusters of the Stirling-gamma process under a large reference sample size. Interestingly, if m itself is chosen large, we are able to show that K_m approaches a well-known distribution.

Theorem 3. *Under the same assumptions of Theorem 2, the following convergence in distribution holds:*

$$K_m \rightarrow K_\infty, \quad K_\infty \sim 1 + \text{Negbin}\left(a - b, \frac{b}{b+1}\right), \quad m \rightarrow \infty.$$

In the above Theorem, $\text{Negbin}(r, q)$ denotes a negative binomial distribution with mean $r(1 - q)/q$ and variance $r(1 - q)/q^2$. As such, it holds that

$$E(K_\infty) = \frac{a}{b}, \quad \text{var}(K_\infty) = \frac{b+1}{b} \left(\frac{a}{b} - 1\right).$$

Hence, the quantity $\mathcal{D}_{a,b,m}$ defined in Theorem 2 converges to one when $m \rightarrow \infty$. Thus, Theorem 3 provides a reliable approximation for the prior distribution of the number of clusters. The same result is maintained when $\alpha \sim \text{Ga}(a - b, b \log m)$. This should not come as a surprise considering the asymptotic equivalence discussed in Proposition 1.

In view of Theorem 3, it is natural to draw a comparison between the Stirling-gamma process and the Dirichlet process. To mimic the behavior of α under a Stirling-gamma prior, we study the number of clusters from a Dirichlet process at the reference sample size m when $\alpha = \lambda / \log m$, with $\lambda > 0$ being a positive constant. The large m behavior is illustrated in the next Proposition, where $\text{Po}(\lambda)$ denotes the Poisson distribution with mean λ .

Proposition 3. *Let $\theta_1, \dots, \theta_m$ be the first m realizations from a Dirichlet process, obtained by setting $V_{n,k} = \alpha^k / (\alpha)_n$ and $\sigma = 0$ in equation (4). If $\alpha = \lambda / \log m$ for some $\lambda > 0$, then the following convergence in distribution holds:*

$$K_m \rightarrow K_\infty, \quad K_\infty \sim 1 + \text{Po}(\lambda), \quad m \rightarrow \infty.$$

Similar Poisson-type behaviors for the number of clusters in the Dirichlet process have already been shown in the literature. See for example Proposition 4.8 in Ghosal and Van Der Vaart (2017). Theorem 3 and Proposition 3 suggest a theoretical reason for why a Dirichlet process with random precision is more flexible than the fixed precision counterpart. When α is kept fixed and sufficiently small, the number of clusters is approximately distributed as a Poisson, whose mean and variance are uniquely controlled by one parameter. On the contrary, choosing a Stirling-gamma prior with large m induces an approximately negative-binomial prior for K_n , leading to much greater robustness to the prior expectation for K_n , as illustrated in Figure 1.

3 CONJUGATE INFERENCE UNDER STIRLING-GAMMA PRIORS

In this Section, we illustrate how the Stirling-gamma distribution has the further important property of being *conjugate* to the law of the partition of the Dirichlet process. As we show in Proposition 4, this happens when the reference sample size m is set equal to the number of data points n in equation (2).

Proposition 4. *Suppose we observe a partition Π_n distributed according to the Dirichlet process in (2) and let $\alpha \sim \text{Sg}(a, b, n)$. Then, $(\alpha \mid \Pi_n = \{C_1, \dots, C_k\}) \sim \text{Sg}(a + k, b + 1, n)$.*

The same result can be derived by conditioning on $K_n = k$ alone as in Escobar and West (1995) because of its sufficiency for α . The above conjugacy simplifies computations when sampling from the posterior distribution in a Dirichlet process mixture model with random precision, which in the case of the gamma prior requires a data augmentation step. Under the conjugate Stirling-gamma prior, elicitation is straightforward by virtue of Theorems 2 and 3. Thus, one can transparently tune the Stirling-gamma prior by leveraging upon information available on the clustering structure of the n observations through choices of a and b .

The existence of the conjugate Stirling-gamma prior follows directly from the results for natural exponential families, which the partition law of the Dirichlet process is a member of, discussed in Diaconis and Ylvisaker (1979). Nevertheless, the prior dependency on n has some important consequences on the process, which must be handled with care. In particular, while the distribution in Theorem 1 remains the one of a finitely exchangeable product partition model, the Gibbs-type recursion characterizing the coefficients $V_{n,k}$ no longer holds. Namely, $V_{n,k} \neq nV_{n+1,k} + V_{n+1,k+1}$. This breaks the predictive scheme of equation (7), causing the sequence to lose the *projectivity* property typical of species sampling models (Lee et al., 2013). In other terms, the distribution in Theorem 1 under n observations does not coincide with the one obtained by marginalizing out the $(n+1)$ th sample from the same distribution under $n+1$ data points. This is a limitation when one is interested in extrapolating inferences from a sample to the general population, but less so on clustering problems where out-of-sample predictions are not the main focus (Betancourt et al., 2020).

The lack of projectivity of the sequence under $m = n$ is less relevant in settings where n plays the role of the dimension of the data rather than the number of observed data points. We illustrate this by introducing the following *population of partitions* framework. Let $\Pi_{n,1}, \dots, \Pi_{n,N}$ denote N independent and identically distributed realizations of a random partition of the same units $\{1, \dots, n\}$ from an exchangeable partition probability function. If each partition is from a Dirichlet process with precision α , then we have

$$\text{pr}(\Pi_{n,s} = \{C_{1,s}, \dots, C_{k_s,s}\} \mid \alpha) = \frac{\alpha^{k_s}}{(\alpha)_n} \prod_{j=1}^{k_s} (n_{j,s} - 1)!, \quad (s = 1, \dots, N), \quad (9)$$

where $n_{j,s} = |C_{j,s}|$ is the number of elements in the j th cluster $C_{j,s}$ within the s th partition, and k_s is the associated number of clusters. The model in equation (9) is suitable for instances where, for example, we measure the interactions among the same n nodes of a network multiple times. Similar data often occur in neuroscience studies, where the same n brain regions are scanned for N different individuals (Durante et al., 2017), or in ecology, where the interactions among n species are recorded for N days (Mersch et al., 2013). The inferential goal of model (9) is to retrieve the network-specific partition through a shared Dirichlet process precision parameter. Then, the following Theorem holds.

Theorem 4. *Let $\Pi_{n,1}, \dots, \Pi_{n,N}$ be independent and identically distributed realizations from equation (9). If $\alpha \sim \text{Sg}(a, b, n)$, then*

$$(\alpha \mid \Pi_{n,1}, \dots, \Pi_{n,N}) \sim \text{Sg} \left(a + \sum_{s=1}^N k_s, b + N, n \right).$$

It is straightforward to notice that Proposition 4 is retrieved by letting $N = 1$ in the above. In light of Theorem 4, we can also derive the classic Bayesian decomposition of the posterior mean as a weighted average between the observed data and the prior. Recall that $E(K_n \mid \alpha) = \sum_{i=0}^{n-1} \alpha / (\alpha + i)$ is the conditional mean for the number of clusters generated by a Dirichlet process over partitions of the units $\{1, \dots, n\}$, and that $E(K_n) = E\{E(K_n \mid \alpha)\} = a/b$ thanks to the law of the iterated expectation. Then, the next Proposition holds.

Proposition 5. *Under the same setting of Theorem 4, we have*

$$E \left(\sum_{i=0}^{n-1} \frac{\alpha}{\alpha + i} \mid \Pi_{n,1}, \dots, \Pi_{n,N} \right) = \frac{b}{b + N} \frac{a}{b} + \frac{N}{b + N} \bar{k},$$

where $\bar{k} = N^{-1} \sum_{s=1}^N k_s$ is the average number of clusters observed across the partitions.

The above statement is a direct consequence of the conjugacy of the Stirling-gamma prior under $m = n$. See Diaconis and Ylvisaker (1979) and the Supplementary material for details.

Remark 1. There exists a rich variety of algorithms to sample from the posterior distribution of the mixture model in (1). For Gibbs-type processes, one popular approach lies in the class of marginal samplers, which rely on the sequential predictive scheme of equation (4). See Escobar and West (1995); Neal (2000) for examples. In light of its hierarchical construction, inference under the Stirling-gamma process mixture model can be performed under the same marginal scheme of the Dirichlet process, with an additional sampling step for α . Such a step is provided by Proposition 4 or Theorem 4 depending on the setting. In both cases, the conditioning is with respect to the last sampled partition at the given iteration.

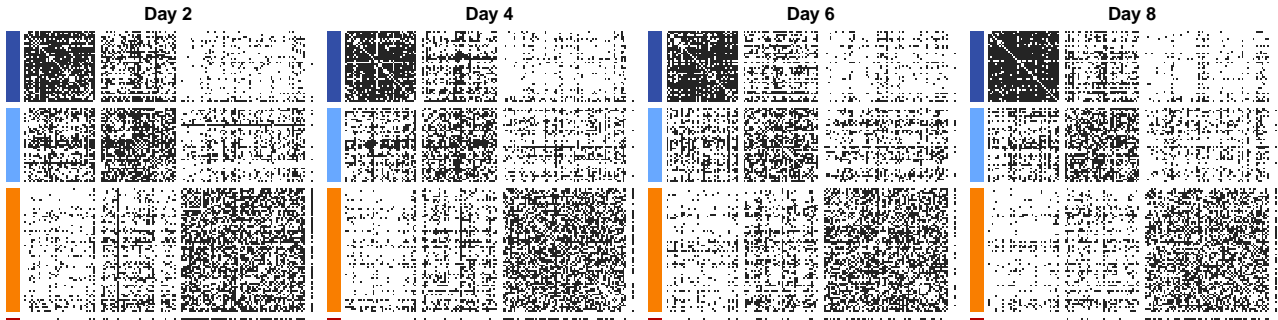


Figure 3: Binary ant-to-ant interaction networks in a colony *Camponotus fellah* observed in four different days. Each node is an ant, and black points denote edges. The colors on the left indicate the three groups of workers, namely foragers (dark blue), cleaners (light blue), and nurses (orange). The bottom red node indicates the queen.

4 INFERRING COMMUNITIES IN ANT INTERACTION NETWORKS

We now illustrate how modeling the precision parameter α via a Stirling-gamma prior in a Dirichlet process mixture as opposed to keeping it fixed yields a more robust estimate of the posterior partition. We specifically consider the problem of detecting community structures in a colony of ant workers by modeling daily ant-to-ant interaction networks via stochastic block models (Nowicki and Snijders, 2001). The data were collected by Mersch et al. (2013) by continuously monitoring six colonies of the ant *Camponotus fellah* through an automated video tracking system over a period of 41 days. Each day yielded a weighted adjacency matrix whose edges contain the number of individual interactions between workers. In this analysis, we model a binary version of the data from days two, four, six, and eight for the fifth colony ($n = 149$), where $X_{i,j,s}$ equals one if ant i and ant j in network s interacted more than five times, and zero otherwise. In line with the setting proposed by Theorem 4, we use the Stirling-gamma process to independently model the $N = 4$ latent partitions of the same $n = 149$ ants. Figure 3 reports the binary adjacency matrices recording ant interactions. Rows and columns have been sorted according to the three social organization groups retrieved by Mersch et al. (2013), namely foragers, cleaners, and nurses. The last group is composed of younger individuals and forms a stronger connection with the queen.

In order to perform community detection on each of the four networks, we rely on a stochastic block model formulation. This is a variant of the mixture of equation (1) of the Introduction, which is best rewritten with the help of auxiliary variables representing cluster assignment as follows. Given a random partition of the nodes $\Pi_{n,s} = \{C_{1,s}, \dots, C_{k_s,s}\}$ in s , call $Z_{i,s}$ an auxiliary variable so that $Z_{i,s} = h$ if the node $i \in C_{h,s}$, for $i = 1, \dots, n$. The probability of detecting an edge between nodes i and j in network s is specified as

$$\text{pr}(X_{i,j,s} = 1 \mid Z_{i,s} = h, Z_{j,s} = h', \nu) = \nu_{h,h',s}, \quad \nu_{h,h',s} \sim \text{Be}(1, 1). \quad (10)$$

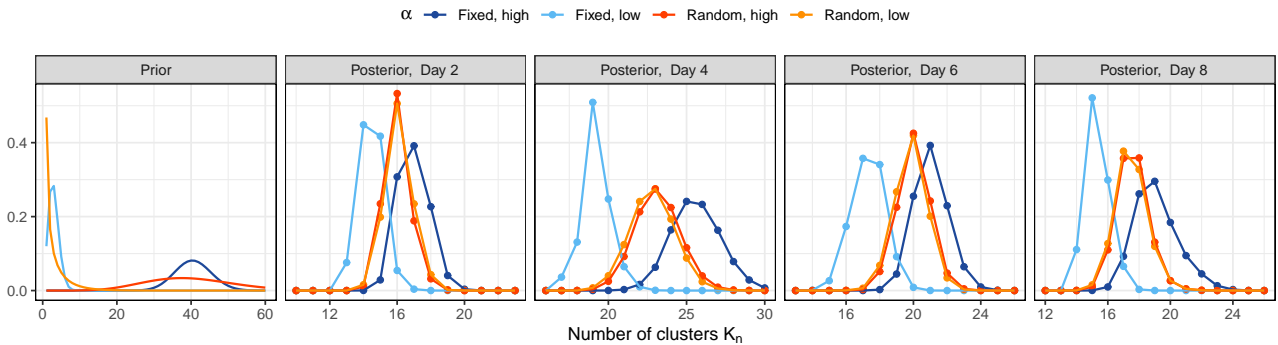


Figure 4: Prior and posterior distribution of the number of clusters detected in the ant-to-ant binary interaction networks. Different colors refer to the four models tested. “Fixed, low” (light blue) refer to case (i) when $\alpha = 0.4$. “Fixed, high” (dark blue) is case (ii) when $\alpha = 18$. “Random, low” (light orange) is case (iii) with $\alpha \sim \text{Sg}(0.6, 0.2, 149)$, and “Random, high” refer to case (iv) with $\alpha \sim \text{Sg}(8, 0.2, 149)$.

Here, $\nu_{h,h',s} \in \nu = (\nu_{1,1,1}, \dots)$ is the edge probability in the block identified by clusters $C_{h,s}$ and $C_{h',s}$, and $\text{Be}(a_0, b_0)$ is the Beta distribution with mean $a_0/(a_0 + b_0)$. We assume no node self-relation, thus ignoring the diagonal entries $X_{i,i,s}$. By modeling the latent partition via the Dirichlet process prior $\text{pr}(\Pi_{n,s} \mid \alpha)$ as in equation (2), we can flexibly find a grouping of the nodes with a similar edge distribution and thus infer the number of ant worker communities without pre-specifying an upper bound to the number of clusters. See Legramanti et al. (2022) and references therein for a description of the posterior sampling algorithm.

Our intent is to investigate the impact that different choices of α have on each posterior partition from the model in equation (10). In particular, we compare a Dirichlet process mixture with (i) $\alpha = 0.4$ and (ii) $\alpha = 18$, against Stirling-gamma processes with (iii) $\alpha \sim \text{Sg}(0.6, 0.2, 149)$, and (iv) $\alpha \sim \text{Sg}(8, 0.2, 149)$. The hyperparameters in models (i) and (iii) are chosen such that $E(K_n) = 3$ so as to incorporate the *a priori* knowledge of the three groups described by Mersch et al. (2013). To check for posterior robustness, cases (ii) and (iv), instead, have $E(K_n) = 40$. As is evident from the leftmost panel of Figure 4, the Stirling-gamma prior enables additional vagueness to K_n as a direct consequence of choosing $b = 0.2$. We obtain the posterior partition in each model by running a collapsed Gibbs sampler as in Legramanti et al. (2022) for 40,000 iterations, treating the first 10,000 as burn-in. The full conditional for α in both Stirling-gamma processes is provided by Theorem 4, setting $N = 4$ and $n = 149$. The resulting effective sample size for α in cases (iii) and (iv) is 11,932.22 and 19,422.59, indicating good mixing. Figure 4 plots the posterior distribution for the number of retrieved clusters K_n in each network. We see that there exists a non-negligible difference between the two posteriors where α is kept fixed, leading to under- and over-clustering in cases (i) and (ii), respectively. On the contrary, making α random with a sufficiently vague Stirling-gamma prior retrieves a virtually identical

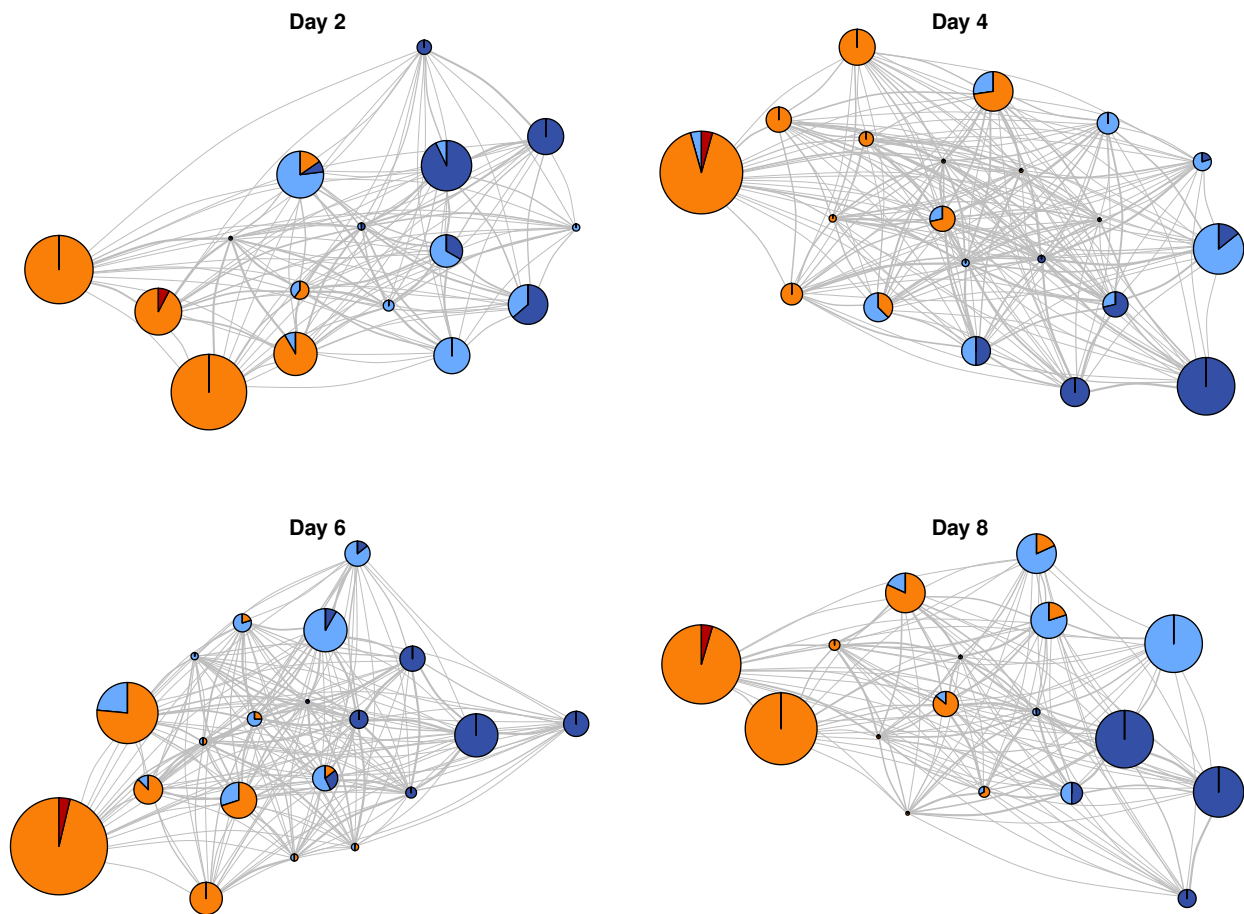


Figure 5: Network representation of the inferred partition in the four networks displayed in Figure (3). Nodes represent the retrieved clusters, with size determined by the number of ants they contain. Colors reflect the composition of each cluster according to the groups identified by Mersch et al. (2013): foragers (dark blue), cleaners (light blue), and nurses (orange). The queen is indicated in red. We obtain the node positions through force-directed placement (Fruchterman and Reingold, 1991). The width of the connections is determined by the posterior mean for the estimated block probabilities $\nu_{h,h',s}$, ignoring the ones below 0.1 for aesthetic reasons.

posterior irrespective of the induced prior on K_n . This is due to the additional flexibility granted by the Stirling-gamma, which enables the model to infer α from the data.

To further investigate the communities retrieved by our model, we look at the posterior obtained from the Stirling-gamma process in model (iii). As we can see from Figure 4, the average number of clusters detected in each day is much larger than the original grouping suggested by Mersch et al. (2013). As such, the stochastic block model in equation (10) recovers a more complex ant organization than the one originally proposed, effectively detecting worker sub-communities. Figure 5 displays the posterior partitions obtained by minimizing the variation of information metric leveraging on the approach of Wade and Ghahramani (2018). We observe 16, 21, 20, and 17 clusters on days 2, 4,

6 and 8, respectively. Such differences are due to the within-day variability in worker interactions. However, the core structure of the social organization remains similar across days, with the detection of sub-communities uniquely characterized by nurses (in orange) and foragers (in dark blue). Cleaners (in light blue) are instead co-clustered with the other two groups as they play a fundamental role in handling the passage of information within the colony. Finally, in each day we are able to detect the sub-community of nurses which interacts the most with the queen.

5 DISCUSSION

Our proposed Stirling-gamma prior was motivated by improving robustness to prior choice and transparency in prior elicitation in Dirichlet process mixture models. Fixing the precision parameter is a poor choice in most applications, since it implies a highly informative prior for the induced number of clusters. While the usual gamma prior can improve robustness to one’s prior guess for the number of clusters, the implications of the gamma choice are unclear due to the lack of an analytically tractable form for the induced partition prior. The Stirling-gamma has the dual advantages of being heavier-tailed than the gamma, leading to improved robustness to prior elicitation, while also being much more transparent in terms of the induced clustering prior.

More broadly, the Stirling-gamma is of interest as a new heavy-tailed distribution having positive support. There are multiple other application areas in which this new distribution may be useful. For example, the Stirling-gamma could be used as the choice of exponential family distribution within a generalized linear model framework when the common log-normal or gamma choices lack sufficiently heavy tails for the data at hand. Alternatively, noting that the Dirichlet distribution arises by normalizing independent gamma random variables, one could obtain an alternative distribution on the probability simplex by normalizing Stirling-gamma random variables. This new distribution may be ideal at characterizing the case in which there are a small proportion of large probabilities with the remaining concentrated near zero; a common desirable behavior for shrinkage priors on the simplex.

When the reference sample size m of a Stirling-gamma prior $\alpha \sim \text{Sg}(a, b, m)$ diverges, the total number of clusters generated from a Stirling-gamma process as $n \rightarrow \infty$ is negative binomial-distributed. In future work, it will be interesting to study the relationship with models that choose a negative binomial prior directly for the number of components in a finite mixture; refer, for example, to [Miller and Harrison \(2018\)](#) and to the literature on Gibbs-type processes in which the number of clusters is a finite random quantity ([Gnedin and Pitman, 2005](#); [De Blasi et al., 2015](#)).

ACKNOWLEDGEMENT

This project has received funding from the European Research Council under the European Union’s Horizon 2020 research and innovation programme (grant agreement No 856506). The authors would like to extend their gratitude to Yuansi Chen, Antonio Lijoi, and Igor Prünster for their precious suggestions.

SUPPLEMENTARY MATERIAL

The Supplementary material includes the proofs of the statements in the paper, additional statements, details of the random number generator for the Stirling-gamma distribution, and a simulation study on data from simulated networks. Code to sample from the Stirling-gamma is available at <https://github.com/alessandrozito/ConjugateDP>.

A CLOSED FORM EXPRESSIONS FOR STIRLING-GAMMA COEFFICIENTS

We hereby show how the coefficients $\mathcal{S}_{a,b,m}$ and $\mathcal{V}_{a,b,m}(n, k)$ introduced in Definition 1 and Theorem 1 admit an explicit form. These depend on complete exponential Bell polynomials, which are defined as follows. Given the variables x_1, \dots, x_s for $s \geq 1$, the s th complete exponential Bell polynomial is

$$B_s(x_1, \dots, x_s) = \sum_{(i_1, \dots, i_s) \in I_s} \frac{s!}{i_1! i_2! \dots i_s!} \left(\frac{x_1}{1!}\right)^{i_1} \left(\frac{x_2}{2!}\right)^{i_2} \dots \left(\frac{x_s}{s!}\right)^{i_s}, \quad (11)$$

where I_s is the set of all non-negative integers $\{i_1, \dots, i_s\}$ that satisfy the equality constraint $i_1 + 2i_2 + \dots + si_s = s$. See Charalambides (2005) for details. To simplify readability, we also introduce the polynomials

$$\mathcal{S}_{b,j}(x_1, \dots, x_b) = \sum_{s=1}^b \frac{B_{b-s}(x_1, \dots, x_{b-s})}{(b-s)!} \phi_s(j), \quad \phi_s(j) = \begin{cases} -\log j, & s = 1, \\ j^{1-s}/(s-1) & s = 2, 3, \dots, \end{cases} \quad (12)$$

where $B_0(x_0) = 1$ and $B_s(x_1, \dots, x_s)$ is defined in equation (11). Then, the following result holds.

Theorem 5. *If $a, b \in \mathbb{N}$, then*

$$\mathcal{S}_{a,b,m} = \sum_{j=1}^{m-1} (-1)^{\bar{c}+bj} \frac{j^{\bar{c}}}{\{\Gamma(j)\Gamma(m-j)\}^b} \mathcal{S}_{b,j}(h_{j,1}, \dots, h_{j,b}),$$

where $\bar{c} = a - b - 1$, $\mathcal{S}_{b,j}$ is defined in equation (12) and

$$h_{j,s} = -(a-1) \frac{(s-1)!}{j^s} - b(s-1)! (H_{m-j-1,s} - H_{j,s}),$$

with $H_{j,s} = \sum_{i=1}^j 1/i^s$ being the j th generalized harmonic number of order s .

Notice that the expression above can be simplified when $b = 1$, as in the following Corollary.

Corollary 1. *The normalizing constant when $\alpha \sim \text{Sg}(a, 1, m)$ and $a \in \mathbb{N}$ and $m \geq 3$ is*

$$\mathcal{S}_{a,1,m} = \sum_{j=1}^{m-1} (-1)^{a+j} \frac{j^{a-2} \log j}{\Gamma(j)\Gamma(m-j)}.$$

By similar reasoning, we can derive an analytical expression also for the posterior coefficients.

Theorem 6. *Let $a, b \in \mathbb{N}$ and $m \geq 2$, and call $M = \min\{n, m\}$ and $\ell = |n - m|$. Then it holds that*

$$\begin{aligned} \mathcal{V}_{a,b,m}(n, k) &= \sum_{j=1}^{M-1} (-1)^{\bar{k}-j(b+1)} \frac{j^{\bar{k}}}{\{\Gamma(j)\Gamma(M-j)\}^{b+1} (M-j)^\ell} \mathcal{S}_{b+1,j}(g_{j,1}, \dots, g_{j,b+1}) \\ &\quad + \sum_{i=0}^{\ell-1} (-1)^{\bar{k}+i} \frac{(M+i)^{\bar{k}}}{\Gamma(i+1)\Gamma(\ell-i)\{(i+1)_{M-1}\}^{b+1}} \log(M+i), \end{aligned}$$

where $\bar{k} = a + k - b - 2$, and

$$g_{j,s} = -(a+k-1) \frac{(s-1)!}{j^s} - (s-1)! \{bH_{M-j-1,s} - (b+1)H_{j,s} + bH_{M-j-\ell-1,s}\}.$$

B DETAILS OF THE SIMULATION IN FIGURE 1

The data in the left panel of Figure 1 consists of $n = 800$ observations generated independently from a mixture of four equally weighted bivariate normal distributions with variance-covariance matrix equal to $\text{diag}\{0.15, 0.15\}$ and means equal to $(-1, -1)$, $(1, -1)$, $(-1, 1)$ and $(1, 1)$, respectively. We let $\theta_i = (\mu_i, \Sigma_i)$ and $f(x | \theta_i) = N(x; \mu_i, \Sigma_i)$ in equation (1), with $N(x, \mu, \Sigma)$ denoting a normal distribution with mean $\mu \in \mathbb{R}^2$ and variance-covariance matrix $\Sigma \in \mathbb{R}^{2 \times 2}$. Our prior \mathcal{Q} is a Dirichlet process with precision parameter α and normal-inverse Wishart baseline distribution $N(\mu; 0, \Sigma/\kappa_0)IW(\Sigma; \nu_0, I)$. Four different scenarios are considered with respect to α : ‘‘Fixed, low’’ sets $\alpha = 1$, ‘‘Random, high’’ sets $\alpha = 5$, ‘‘Random, low’’ lets $\alpha \sim \text{Sg}(0.73, 0.1)$ and ‘‘Random, high’’ lets $\alpha \sim \text{Sg}(2.6, 0.1)$. The induced distribution on K_n has mean $E(K_n) = 7.26$ in low cases and $E(K_n) = 26$ in high ones. Inference on the number of clusters K_n in each scenario is performed by running a marginal Gibbs sampler as in Algorithm 3 in Neal (2000) for 20,000 iterations, discarding the first 5,000 as burn-in.

REFERENCES

- Abramowitz, M. and I. A. Stegun (1972). *Handbook of Mathematical Functions with formulas, graphs, and mathematical tables*. U.S. Dept. of Commerce, National Bureau of Standards.
- Antoniak, C. E. (1974, 11). Mixtures of Dirichlet processes with applications to Bayesian nonparametric problems. *Annals of Statistics* 2(6), 1152–1174.
- Barry, D. and J. A. Hartigan (1992). Product partition models for change point problems. *Annals of Statistics* 20(1), 260–279.
- Betancourt, B., G. Zanella, and R. C. Steorts (2020). Random partition models for microclustering tasks. *Journal of the American Statistical Association* 117(539), 1215–1227.
- Booth, J. G., G. Casella, and J. P. Hobert (2008). Clustering using objective functions and stochastic search. *Journal of the Royal Statistical Society. Series B (Statistical Methodology)* 70(1), 119–139.
- Charalambides, C. A. (2005, 06). *Combinatorial Methods in Discrete Distributions*. Hoboken, NJ: Wiley.
- De Blasi, P., S. Favaro, A. Lijoi, R. H. Mena, I. Prünster, and M. Ruggiero (2015). Are Gibbs-type priors the most natural generalization of the Dirichlet process? *IEEE Transactions on Pattern Analysis and Machine Intelligence* 37(2), 212–229.
- Devroye, L. (1986). *Non-Uniform Random Variate Generation*. New York, NY, USA: Springer-Verlag.
- Diaconis, P. and D. Ylvisaker (1979). Conjugate priors for exponential families. *Annals of Statistics* 7(2), 269 – 281.
- Durante, D., D. B. Dunson, and J. T. Vogelstein (2017). Nonparametric Bayes modeling of populations of networks. *Journal of the American Statistical Association* 112(520), 1516–1530.
- Escobar, M. D. (1994). Estimating normal means with a Dirichlet process prior. *Journal of the American Statistical Association* 89(425), 268–277.
- Escobar, M. D. and M. West (1995). Bayesian density estimation and inference using mixtures. *Journal of the American Statistical Association* 90(430), 577–588.
- Ferguson, T. S. (1973). A Bayesian analysis of some nonparametric problems. *Annals of Statistics* 1(2), 209–30.
- Fruchterman, T. M. J. and E. M. Reingold (1991). Graph drawing by force-directed placement. *Software: Practice and Experience* 21(11), 1129–1164.

- Geng, J., A. Bhattacharya, and D. Pati (2019). Probabilistic community detection with unknown number of communities. *Journal of the American Statistical Association* 114(526), 893–905.
- Ghosal, S. and A. Van Der Vaart (2017). *Fundamentals of Nonparametric Bayesian Inference*. Cambridge Series in Statistical and Probabilistic Mathematics. Cambridge University Press.
- Gnedin, A. and J. Pitman (2005). Exchangeable Gibbs partitions and Stirling triangles. *Zapiski Nauchnykh Seminarov, POMI* 325, 83–102.
- Gradshteyn, I. S. and I. M. Ryzhik (2007). *Table of integrals, series, and products* (Seventh ed.). Elsevier/Academic Press, Amsterdam.
- Hartigan, J. (1990). Partition models. *Communications in Statistics - Theory and Methods* 19(8), 2745–2756.
- Kemp, C., J. B. Tenenbaum, T. L. Griffiths, T. Yamada, and N. Ueda (2006). Learning systems of concepts with an infinite relational model. In *Proceedings of the 21st National Conference on Artificial Intelligence*, pp. 381–388.
- Lee, J., F. A. Quintana, P. Müller, and L. Trippa (2013). Defining predictive probability functions for species sampling models. *Statistical Science* 28(2), 209–222.
- Legramanti, S., T. Rigon, D. Durante, and D. B. Dunson (2022). Extended stochastic block models with application to criminal networks. *Annals of Applied Statistics* 16(4), 2369 – 2395.
- Lijoi, A., R. H. Mena, and I. Prünster (2007). Controlling the reinforcement in bayesian non-parametric mixture models. *Journal of the Royal Statistical Society: Series B (Statistical Methodology)* 69(4), 715–740.
- Mersch, D. P., A. Crespi, and L. Keller (2013). Tracking individuals shows spatial fidelity is a key regulator of ant social organization. *Science* 340(6136), 1090–1093.
- Miller, J. W. and M. T. Harrison (2018). Mixture models with a prior on the number of components. *Journal of the American Statistical Association* 113(521), 340–356.
- Neal, R. M. (2000). Markov chain sampling methods for Dirichlet process mixture models. *Journal of Computational and Graphical Statistics* 9(2), 249–265.
- Nowicki, K. and T. A. B. Snijders (2001). Estimation and prediction for stochastic blockstructures. *Journal of the American Statistical Association* 96(455), 1077–1087.
- Perman, M., J. Pitman, and M. Yor (1992). Size-biased sampling of Poisson point processes and excursions. *Probability Theory and Related Fields* 92(1), 21–39.

- Pitman, J. (1996). Some developments of the Blackwell-MacQueen urn scheme. In T. S. Ferguson, L. S. Shapley, and J. B. MacQueen (Eds.), *Statistics, Probability and Game Theory. Papers in honor of David Blackwell*, Volume 30 of *IMS Lecture notes, Monograph Series*, pp. 245–267. Hayward: Institute of Mathematical Statistics.
- Pitman, J. and M. Yor (1997). The two-parameter Poisson–Dirichlet distribution derived from a stable subordinator. *Annals of Probability* 25(2), 855–900.
- Quintana, F. A. and P. L. Iglesias (2003). Bayesian clustering and product partition models. *Journal of the Royal Statistical Society: Series B (Statistical Methodology)* 65(2), 557–574.
- Regazzini, E., A. Lijoi, and I. Prünster (2003). Distributional results for means of normalized random measures with independent increments. *Annals of Statistics* 31(2), 560 – 585.
- Wade, S. and Z. Ghahramani (2018). Bayesian cluster analysis: Point estimation and credible balls (with discussion). *Bayesian Analysis* 13(2), 559 – 626.
- Zhu, J.-M. and Q.-M. Luo (2021). A novel proof of two partial fraction decompositions. *Advances in Difference Equations* (1), 274.

SUPPLEMENTARY MATERIAL

This document contains the proofs for all the statements of the main manuscript, additional simulations, and a rejection algorithm to sample from the Stirling-gamma distribution. The Supplement is divided as follows. Section [A](#) contains some preliminary lemmas that are useful for the main proofs. Section [B](#) reports the proofs of the statements in the main manuscript. Section [C](#) presents additional useful theoretical results. Section [D](#) presents the proofs for the formulas of the normalizing constants in the Appendix of the main manuscript. Section [E](#) describes an algorithm to generate random samples from the Stirling-Gamma distribution. Section [F](#) presents an additional simulation study on the *population of partition* framework. Throughout the document, we will write that $a(n) \sim b(n)$ as $n \rightarrow \infty$ to indicate that $\lim_{n \rightarrow \infty} a(n)/b(n) = 1$. While \sim indicates “is distributed as” in the main document, here we employ such a slight abuse of notation to ease the readability of the statements below.

A PRELIMINARY LEMMAS

This Section reports some preliminary lemmas that will be useful for the proofs presented in Section [B](#). We begin by recalling two asymptotic approximations for the gamma function:

$$\Gamma(m) \sim \sqrt{2\pi} e^{-m} m^{m-1/2}, \quad m \rightarrow \infty; \quad (13)$$

$$\Gamma(z) \sim 1/z, \quad z \rightarrow 0. \quad (14)$$

Equation (13) is the famous Stirling approximation ([Abramowitz and Stegun, 1972](#), equation 6.1.37, p257). Equation (14) instead comes from taking the limit for $z \rightarrow 0$ to the product formula for the gamma function, since $\lim_{z \rightarrow 0} \Gamma(z) = \lim_{z \rightarrow 0} \Gamma(z+1)/z = \lim_{z \rightarrow 0} 1/z$. Then, the following lemmas hold.

Lemma 1. *For any $a \in \mathbb{R}$, we have*

$$\lim_{m \rightarrow \infty} \left(\frac{a}{\log m} + m \right)^{\frac{a}{\log m}} = e^a$$

Proof. By letting $x = \log m$ and collecting the term e^x , the limit simplifies as $\lim_{x \rightarrow \infty} e^a (ae^{-x}/x + 1)^{a/x} = e^a$. □

Lemma 2. *For any $x, z > 0$, we have*

$$\lim_{m \rightarrow \infty} \frac{(xz/\log m)_m}{(x/\log m)_m} = ze^{zx-x}$$

Proof. Recall that the ascending factorial can be defined as $(x)_a = \Gamma(x+a)/\Gamma(x)$. We can then rewrite the limit as

$$\lim_{m \rightarrow \infty} \frac{(xz/\log m)_m}{(x/\log m)_m} = \lim_{m \rightarrow \infty} \frac{\Gamma(x/\log m)}{\Gamma(xz/\log m)} \times \frac{\Gamma(xz/\log m + m)}{\Gamma(x/\log m + m)}.$$

We study each fraction separately. By relying on the approximation in equation (14), we have

$$\Gamma\left(\frac{a}{\log m}\right) \sim \frac{\log m}{a}, \quad m \rightarrow \infty, \quad (15)$$

for any $a > 0$. Thus, the limit of the first fraction is equal to

$$\lim_{m \rightarrow \infty} \frac{\Gamma(x/\log m)}{\Gamma(xz/\log m)} = \lim_{m \rightarrow \infty} \frac{\log m}{x} \frac{xz}{\log m} = z.$$

From equation (14), we can also write that

$$\Gamma\left(\frac{a}{\log m} + m\right) \sim \sqrt{2\pi} e^{-\frac{a}{\log m}} \left(\frac{a}{\log m} + m\right)^{\frac{a}{\log m} + m - \frac{1}{2}}, \quad m \rightarrow \infty, \quad (16)$$

for any $a > 0$. But then, thanks to the result in Lemma 1, the second fraction simplifies as

$$\begin{aligned} \lim_{m \rightarrow \infty} \frac{\Gamma(xz/\log m + m)}{\Gamma(x/\log m + m)} &= \lim_{m \rightarrow \infty} e^{\frac{-xz+x}{\log m}} \left(\frac{xz}{\log m} + m\right)^{\frac{xz}{\log m} + m - \frac{1}{2}} \left(\frac{x}{\log m} + m\right)^{-\frac{x}{\log m} - m + \frac{1}{2}} \\ &= \lim_{m \rightarrow \infty} \left(\frac{xz}{\log m} + m\right)^{\frac{xz}{\log m}} \left(\frac{x}{\log m} + m\right)^{-\frac{x}{\log m}} \left(\frac{xz + m \log m}{x + m \log m}\right)^{m - \frac{1}{2}} \\ &= \lim_{m \rightarrow \infty} \left(\frac{xz}{\log m} + m\right)^{\frac{xz}{\log m}} \left(\frac{x}{\log m} + m\right)^{-\frac{x}{\log m}} \\ &= e^{zx-x} \end{aligned}$$

This completes the proof. \square

Lemma 2 will be useful when proving the convergence of K_m to the negative binomial distribution under the Stirling-gamma process. The next two lemmas characterize the asymptotic behavior of the normalizing constant of the Stirling-gamma distribution.

Lemma 3. *The following asymptotic approximation holds for any $x > 0$:*

$$\frac{1}{(\log m)^a} \frac{x^{a-1}}{\{(x/\log m)_m\}^b} \sim g(m, a, b) x^{a-b-1} e^{-bx}, \quad m \rightarrow \infty,$$

where $g(m, a, b) = (2\pi)^{-b/2} (\log m)^{b-a} e^{bm} m^{-bm+b/2}$.

Proof. This asymptotic behavior follows from equations (15) and (16). In particular, by expressing the ascending factorial in the denominator as a ratio of gamma functions, we have

$$\begin{aligned} & \lim_{m \rightarrow \infty} \frac{1}{(\log m)^a} \frac{x^{a-1}}{\{(x/\log m)_m\}^b} \\ &= \lim_{m \rightarrow \infty} (2\pi)^{-\frac{b}{2}} (\log m)^{b-a} e^{\frac{bx}{\log m} + bm} \left(\frac{bx}{\log m} + m \right)^{-\frac{bx}{\log m} - bm + \frac{b}{2}} x^{a-b-1} \\ &= \lim_{m \rightarrow \infty} (2\pi)^{-\frac{b}{2}} (\log m)^{b-a} e^{bm} m^{-bm + \frac{b}{2}} x^{a-b-1} e^{-bx}, \end{aligned}$$

where the simplifications follow from $bx/\log m \rightarrow 0$ and the limit in Lemma 1. We complete the proof by calling $g(m, b) = (2\pi)^{-b/2} (\log m)^{b-a} e^{bm} m^{-bm + b/2}$ the part that depends on m and b and not on x . \square

Lemma 4. *When $a, b > 0$ and $1 < a/b < m$, the following limit holds for the normalizing constant of a Stirling-gamma distribution:*

$$\lim_{m \rightarrow \infty} \frac{g(m, a, b)}{\mathcal{S}_{a,b,m}} = \frac{b^{a-b}}{\Gamma(a-b)},$$

where $g(m, a, b)$ is defined in Lemma 3.

Proof. The proof is a direct consequence of Lemma 3 and of the monotone convergence theorem. Consider the change of variable $\alpha = x/\log m$. Then, the normalizing constant can be rewritten as

$$\mathcal{S}_{a,b,m} = \int_{\mathbb{R}_+} \frac{\alpha^{a-1}}{\{(\alpha)_n\}^b} d\alpha = \int_{\mathbb{R}_+} \frac{1}{(\log m)^a} \frac{x^{a-1}}{\{(x/\log m)_n\}^b} dx.$$

Provably, both integrands are monotonically decreasing in m . By monotone convergence theorem, this ensures that the limit and the integral can be interchanged. Invoking the approximation of Lemma 3, we have

$$\lim_{m \rightarrow \infty} \frac{g(m, a, b)}{\mathcal{S}_{a,b,m}} = \lim_{m \rightarrow \infty} \frac{g(m, a, b)}{g(m, a, b) \int_{\mathbb{R}_+} x^{a-b-1} e^{-bx} dx} = \frac{b^{a-b}}{\Gamma(a-b)}.$$

Notice that $\mathcal{S}_{a,b,m} < \infty$ when $1 < a/b < m$, as we show in Proposition 6 below. \square

We conclude the section by providing an expression for the Laplace transform of the distribution for K_m conditional on α .

Lemma 5. *Let $\theta_1, \dots, \theta_m$ be a sample from a Dirichlet process with precision parameter α . The conditional Laplace transform of the number of clusters K_m is*

$$E(e^{-tK_m} | \alpha) = \frac{(\alpha e^{-t})_m}{(\alpha)_m}, \quad t \geq 0.$$

Proof. The result follows directly from the relationship between the ascending factorial and the signless Stirling numbers of the first kind detailed in [Charalambides \(2005\)](#):

$$E(e^{-tK_m} | \alpha) = \sum_{k=1}^m e^{-tk} \frac{\alpha^k}{(\alpha)_m} |s(m, k)| = \frac{1}{(\alpha)_m} \sum_{k=1}^m (\alpha e^{-t})^k |s(m, k)| = \frac{(\alpha e^{-t})_m}{(\alpha)_m},$$

for any $t > 0$. □

B MAIN PROOFS

B.1 PROOF OF PROPOSITION 1

Proof. To prove the convergence in distribution, it is sufficient to show that the Laplace transform of the quantity $\alpha \log m$ converges to that of a gamma distribution. In particular, for any $t > 0$ we have

$$E(e^{-t\alpha \log m}) = \int_{\mathbb{R}_+} \frac{1}{\mathcal{S}_{a,b,m}} e^{-t\alpha \log m} \frac{\alpha^{a-1}}{\{(\alpha)_m\}^b} d\alpha = \int_{\mathbb{R}_+} \frac{1}{\mathcal{S}_{a,b,m}} \frac{e^{-tx}}{(\log m)^a} \frac{x^{a-1}}{\{(\alpha)_m\}^b} dx,$$

where the second equality comes from changing the integration variable to $x = \alpha \log m$. By relying on the bounded convergence Theorem, we can interchange the integral and the limit when $m \rightarrow \infty$. Thus, from [Lemma 3](#) and [4](#), we can write that

$$\begin{aligned} \lim_{m \rightarrow \infty} E(e^{-t\alpha \log m}) &= \lim_{m \rightarrow \infty} \frac{g(m, a, b)}{\mathcal{S}_{a,b,m}} \int_{\mathbb{R}_+} x^{a-b-1} e^{-(b+t)x} dx \\ &= \frac{b^{a-b}}{\Gamma(a-b)} \int_{\mathbb{R}_+} x^{a-b-1} e^{-(b+t)x} dx = \left(\frac{b}{b+t} \right)^{a-b}, \end{aligned}$$

which is the Laplace transform of a $\text{Ga}(a-b, b)$ random variable. □

B.2 PROOF OF PROPOSITION 2

Proof. By definition of expected value, we have

$$E(\alpha^s) = \frac{1}{\mathcal{S}_{a,b,m}} \int_{\mathbb{R}_+} \frac{\alpha^{a+s-1}}{\{(\alpha)_m\}^b} d\alpha = \frac{\mathcal{S}_{a+s,b,m}}{\mathcal{S}_{a,b,m}},$$

where the integral at the numerator is finite if and only if $0 < s < mb - a$. See [Proposition 6](#) for a proof. □

B.3 PROOF OF THEOREM 1

Proof. Let $\alpha \sim \text{Sg}(a, b, m)$ in equation (1). Then,

$$\text{pr}(\Pi_n = \{C_1, \dots, C_k\}) = \frac{1}{\mathcal{S}_{a,b,m}} \left\{ \int_{\mathbb{R}_+} \frac{\alpha^{a+k-1}}{\{(\alpha)_m\}^b (\alpha)_n} d\alpha \right\} \prod_{j=1}^k (n_j - 1)!$$

Calling $\mathcal{V}_{a,b,m}(n, k) = \int_{\mathbb{R}_+} \alpha^{a+k-1} / [\{(\alpha)_m\}^b (\alpha)_n]^{-1} d\alpha$ and $\mathcal{V}_{a,b,m}(1, 1) = \mathcal{S}_{a,b,m}$ completes the proof. \square

B.4 PROOF OF THEOREM 2

Proof. We begin by showing the shape of the probability mass function for K_m . This follows directly from the formula in [Antoniak \(1974\)](#). In particular,

$$\begin{aligned} \text{pr}(K_m = k) &= \int_{\mathbb{R}_+} \text{pr}(K_m = k \mid \alpha) \pi(\alpha) d\alpha = \frac{1}{\mathcal{S}_{a,b,n}} \left[\int_{\mathbb{R}_+} \frac{\alpha^{a+k-1}}{\{(\alpha)_m\}^b (\alpha)_n} d\alpha \right] |s(m, k)| \\ &= \frac{\mathcal{V}_{a,b,m}(m, k)}{\mathcal{V}_{a,b,m}(1, 1)} |s(m, k)|, \end{aligned}$$

for any $k = 1, \dots, m$. We now provide a formula for the mean and the variance of the distribution above. First, recall that the expected value and the variance of K_m conditional on α are

$$E(K_m \mid \alpha) = \alpha \{ \psi(\alpha + m) - \psi(\alpha) \} \tag{17}$$

$$\text{var}(K_m \mid \alpha) = \alpha \{ \psi(\alpha + m) - \psi(\alpha) \} + \alpha^2 \{ \psi'(\alpha + m) - \psi'(\alpha) \}, \tag{18}$$

where $\psi(x) = \Gamma'(x)/\Gamma(x)$ is the digamma function and $\psi'(x)$ is its derivative, called trigamma function. The property that $E(K_m) = a/b$ follows immediately from [Diaconis and Ylvisaker \(1979\)](#): writing $\eta = \log \alpha$, we have

$$\text{pr}(K_m = k \mid \eta) \propto \exp\{k\eta - \mathcal{K}(\eta, m)\},$$

with $\mathcal{K}(\eta, m) = \log \Gamma(e^\eta + m) - \log \Gamma(e^\eta)$. Thus, the associated conjugate prior in the natural parametrization is $p(\eta) \propto \exp\{\tau_0 k_0 \eta - \tau_0 \mathcal{K}(\eta, m)\}$. Moreover, we have that $d\mathcal{K}(\eta, n)/d\eta = e^\eta \{ \psi(e^\eta + n) - \psi(e^\eta) \}$. From Theorem 2 in [Diaconis and Ylvisaker \(1979\)](#), we have

$$E(K_m) = E\{E(K_m \mid \eta)\} = E\left\{ \frac{d}{d\eta} \mathcal{K}(\eta, m) \right\} = E[e^\eta \{ \psi(e^\eta + m) - \psi(e^\eta) \}] = k_0.$$

Substituting again $\alpha = e^\eta$ and calling $k_0 = a/b$ and $\tau_0 = b$ in the above proves the statement.

To prove the expression for the variance, we rely on the law of iterated variances, that is

$$\text{var}(K_m) = E\{\text{var}(K_m \mid \alpha)\} + \text{var}\{E(K_m \mid \alpha)\}.$$

Both terms can be expressed as a function of the quantity $\mathcal{D}_{a,b,m} = E[\alpha^2\{\psi'(\alpha) - \psi'(\alpha + m)\}] = E\{\sum_{i=0}^{m-1} \alpha^2/(\alpha + i)\}$. To simplify the expression, we rely on integration by parts. Consider the following functions:

$$I(\alpha) = \frac{\alpha^{a+1}}{\{(\alpha)_m\}^b}, \quad M(\alpha) = \psi(\alpha + m) - \psi(\alpha),$$

whose derivatives with respect to α are equal to

$$I'(\alpha) = \frac{(a+1)}{\alpha}I(\alpha) - bM(\alpha)I(\alpha), \quad M'(\alpha) = \psi'(\alpha + m) - \psi'(\alpha).$$

Then, the integral simplifies as

$$\begin{aligned} \mathcal{D}_{a,b,m} &= -\frac{1}{\mathcal{S}_{a,b,m}} \int_{\mathbb{R}_+} M'(\alpha)I(\alpha)d\alpha \\ &= -\frac{1}{\mathcal{S}_{a,b,m}} |M(\alpha)I(\alpha)|_{\alpha=0}^{\infty} - \frac{b}{\mathcal{S}_{a,b,m}} \int_{\mathbb{R}_+} M(\alpha)^2I(\alpha)d\alpha + \frac{a+1}{\mathcal{S}_{a,b,m}} \int_{\mathbb{R}_+} \frac{M(\alpha)}{\alpha}I(\alpha)d\alpha \\ &= -bE\{\alpha^2M(\alpha)^2\} + (a+1)E\{\alpha M(\alpha)\} \\ &= -bE\{\alpha^2M(\alpha)^2\} + \frac{a(a+1)}{b} \\ &= -b \left[E\{\alpha^2M(\alpha)^2\} - \frac{a^2}{b^2} \right] + \frac{a}{b}. \end{aligned}$$

Moreover, from equation (17), we can write

$$\begin{aligned} \text{var}\{E(K_m | \alpha)\} &= \text{var}\{\alpha M(\alpha)\} = E\{\alpha^2M(\alpha)^2\} - [E\{\alpha M(\alpha)\}]^2 \\ &= E\{\alpha^2M(\alpha)^2\} - \frac{a^2}{b^2} \\ &= \frac{a}{b^2} - \frac{\mathcal{D}_{a,b,m}}{b}, \end{aligned}$$

where the last equality comes from plugging in the new expression for $\mathcal{D}_{a,b,m}$. Finally, from equation (18), we also have

$$E\{\text{var}(K_m | \alpha)\} = E\{\alpha M(\alpha)\} + E\{\alpha^2M'(\alpha)\} = \frac{a}{b} - \mathcal{D}_{a,b,m}.$$

Combining the last two equalities in the law of iterated variance proves the result. \square

B.5 PROOF OF THEOREM 3

Proof. The proof of convergence in distribution to the negative binomial relies on Lemmas 2, 4 and 5. Substituting $\alpha = x/\log m$ in the integral, the marginal Laplace transform of K_m is

$$\begin{aligned} E(e^{-tK_m}) &= E\{E(e^{-tK_m} \mid \alpha)\} = \frac{1}{\mathcal{S}_{a,b,m}} \int_{\mathbb{R}_+} \frac{(\alpha e^{-t})_m}{(\alpha)_m} \frac{\alpha^{a-1}}{\{(\alpha)_m\}^b} d\alpha \\ &= \frac{1}{\mathcal{S}_{a,b,m}} \int_{\mathbb{R}_+} \frac{(xe^{-t}/\log m)_m}{(x/\log m)_m} \frac{1}{(\log m)^a} \frac{x^{a-1}}{\{(x/\log m)_m\}^b} dx \end{aligned}$$

Then, the limit is

$$\begin{aligned} \lim_{m \rightarrow \infty} E(e^{-tK_m}) &= \lim_{m \rightarrow \infty} \frac{1}{\mathcal{S}_{a,b,m}} \int_{\mathbb{R}_+} \frac{(xe^{-t}/\log m)_m}{(x/\log m)_m} \frac{1}{(\log m)^a} \frac{x^{a-1}}{\{(x/\log m)_m\}^b} dx \\ &= \lim_{m \rightarrow \infty} \frac{g(a,b,m)}{\mathcal{S}_{a,b,m}} \int_{\mathbb{R}_+} e^{e^{-t}x-x-t} x^{a-b-1} e^{-bx} dx \\ &= \frac{e^{-t}b^{a-b}}{\Gamma(a-b)} \int_{\mathbb{R}_+} x^{a-b-1} e^{-(1+b-e^{-t})x} dx \\ &= e^{-t} \left(\frac{b}{1+b-e^{-t}} \right)^{a-b}, \end{aligned}$$

which is the Laplace transform of $1 + \text{Negbin}(a-b, b/(b+1))$, whose probability mass function is

$$\text{pr}(K_\infty = k) = \frac{\Gamma(a-b+k-1)}{(k-1)!\Gamma(a-b)} \left(\frac{1}{b+1} \right)^{k-1} \left(\frac{b}{b+1} \right)^{a-b}, \quad k = 1, 2, \dots$$

The limit and integral can be interchanged thanks to the bounded convergence theorem, since the Laplace transform is always bounded by 1. \square

B.6 PROOF OF PROPOSITION 3

Proof. The proof follows directly from Lemma 2 and Lemma 5. In particular, substituting $\alpha = \lambda/\log m$ in the limit, we have

$$\lim_{m \rightarrow \infty} E(e^{-tK_m}) = \lim_{m \rightarrow \infty} \frac{(\alpha e^{-t})_m}{(\alpha)_m} = \lim_{m \rightarrow \infty} \frac{(\lambda e^{-t}/\log m)_m}{(\lambda/\log m)_m} = e^{e^{-t}\lambda-\lambda-t},$$

which is the Laplace transform of $1 + \text{Po}(\lambda)$. \square

B.7 PROOF OF PROPOSITION 4

Proof. The statement follows trivially from Bayes theorem:

$$\pi(\alpha \mid \Pi_n = \{C_1, \dots, C_k\}) \propto \pi(\alpha) \text{pr}(\Pi_n = \{C_1, \dots, C_k\} \mid \alpha) \propto \frac{\alpha^{a-1}}{\{(\alpha)_n\}^b} \frac{\alpha^k}{(\alpha)_n}.$$

Therefore, $(\alpha \mid \Pi_n = \{C_1, \dots, C_k\}) \sim \text{Sg}(a+k, b+1, n)$. Notice that if $a, b > 0$ and $1 < a/b < n$, then also $1 < (a+k)/(b+1) < n$, since $1 \leq k \leq n$. Thus, a proper prior implies automatically a proper posterior. \square

B.8 PROOF OF THEOREM 4

Proof. The proof is similar to the one of Proposition 4. In particular, we have that

$$\pi(\alpha \mid \Pi_n = \{C_1, \dots, C_k\}) \propto \pi(\alpha) \prod_{s=1}^N \text{pr}(\Pi_{n,s} = \{C_{1,s}, \dots, C_{k_s,s}\} \mid \alpha) \propto \frac{\alpha^{a-1}}{\{(\alpha)_n\}^b} \frac{\alpha^{\sum_{s=1}^N k_s}}{\{(\alpha)_n\}^N},$$

which proves the statement. \square

B.9 PROOF OF PROPOSITION 4

Proof. The proof naturally follows from equation (2.10) in [Diaconis and Ylvisaker \(1979\)](#). Alternatively, we can derive the same result via Theorem 4, integrating over $\alpha \sim \text{Sg}(a + N\bar{k}, b + N, m)$. \square

C ADDITIONAL RESULTS

C.1 FINITENESS OF THE NORMALIZING CONSTANT

Proposition 6. *The normalizing constant of a Stirling-Gamma distribution, namely*

$$\mathcal{S}_{a,b,m} = \int_{\mathbb{R}_+} \frac{\alpha^{a-1}}{\{(\alpha)_m\}^b} d\alpha,$$

is finite if and only if $a, b > 0$ and $m \in \mathbb{N}$ with $1 < a/b < m$.

Proof. Let $\mathcal{S}_{a,b,m} = \mathcal{S}_{a,b,m}^{0,1} + \mathcal{S}_{a,b,m}^{1,\infty}$, with $\mathcal{S}_{a,b,m}^{\ell,u} = \int_{\ell}^u \alpha^{a-1} \{(\alpha)_m\}^{-b} d\alpha$. To prove the statement, it is sufficient to show that both integrals are finite. For $\mathcal{S}_{a,b,m}^{0,1}$, recall that for $0 < \alpha < 1$ and $b > 0$, we have $\{(\alpha)_m\}^b = \alpha^b \{\prod_{j=1}^{m-1} (\alpha + j)\}^b > \alpha^b$, since $\prod_{j=1}^{m-1} (\alpha + j) \geq (m-1)! \geq 1$. This implies that $\mathcal{S}_{a,b,m}^{0,1} \leq \int_0^1 \alpha^{a-b-1} d\alpha$, which is finite if and only if $a/b > 1$. For $\mathcal{S}_{a,b,m}^{1,\infty}$, instead, recall that $\lim_{\alpha \rightarrow \infty} \alpha^m \Gamma(\alpha) / \Gamma(\alpha + m) = 1$ for any $m \geq 1$. But then, letting $q_1(\alpha) = \alpha^{a-1} \{(\alpha)_m\}^{-b}$ and $q_2(\alpha) = \alpha^{a-1-mb}$, we have that $\lim_{\alpha \rightarrow \infty} q_1(\alpha) / q_2(\alpha) = \lim_{\alpha \rightarrow \infty} \{\alpha^m \Gamma(\alpha) / \Gamma(\alpha + m)\}^b = 1$, which implies that $\mathcal{S}_{a,b,m}^{1,\infty} = \int_1^{\infty} q_1(\alpha) d\alpha < \infty$ if and only if $\int_1^{\infty} q_2(\alpha) d\alpha < \infty$ by the limit comparison test. The latter integral is finite if and only if $a/b < m$ and $b > 0$. Both sides require $b > 0$, which in turn implies that also $a > 0$. This completes the proof. \square

C.2 THEOREM: CONVERGENCE TO A NEGATIVE BINOMIAL VIA GAMMA PRIOR

Theorem 7. *In the same setting of Theorem 3, let $\alpha \sim \text{Ga}(a - b, b \log m)$. Then, the following convergence in distribution holds:*

$$K_m \rightarrow K_\infty, \quad K_\infty \sim 1 + \text{Negbin}\left(a - b, \frac{b}{b + 1}\right), \quad m \rightarrow \infty.$$

Proof. The proof follows similarly to the proof of Theorem 4 in the previous section, substituting again $\alpha = x / \log m$ in the integral:

$$\begin{aligned} \lim_{n \rightarrow \infty} E(e^{-tK_m}) &= \lim_{m \rightarrow \infty} \int_{\mathbb{R}_+} \frac{(b \log m)^{a-b}}{\Gamma(a-b)} \frac{(\alpha e^{-t})_m}{(\alpha)_m} \alpha^{a-b-1} e^{-\alpha b \log m} d\alpha \\ &= \lim_{m \rightarrow \infty} \frac{b^{a-b}}{\Gamma(a-b)} \int_{\mathbb{R}_+} \frac{(x e^{-t} / \log m)_m}{(x / \log m)_m} x^{a-b-1} e^{-bx} dx \\ &= \frac{e^{-t} b^{a-b}}{\Gamma(a-b)} \int_{\mathbb{R}_+} x^{a-b-1} e^{-(1+b-e^{-t})x} dx = e^{-t} \left(\frac{b}{1+b-e^{-t}} \right)^{a-b}, \end{aligned}$$

which is again the Laplace transform of $1 + \text{Negbin}(a - b, b/(b + 1))$. □

C.3 PROPOSITION: TAIL OF THE STIRLING-GAMMA DISTRIBUTION

Proposition 7. *The Stirling-gamma distribution $\alpha \sim \text{Sg}(a, b, m)$ is heavy-tailed, namely*

$$\lim_{x \rightarrow \infty} e^{tx} \text{pr}(\alpha > x) = \infty.$$

Proof. The proof relies on the Stirling approximation of the Gamma function applied to the ascending factorial. Following equation (13), we have

$$\frac{1}{(x)_m} = \frac{\Gamma(x)}{\Gamma(x+m)} \sim \frac{e^{-x} x^{x-1/2}}{e^{-x-m} (x+m)^{x+m-1/2}} \sim \frac{1}{(x+m)^m}, \quad x \rightarrow \infty,$$

since $\lim_{x \rightarrow \infty} \{x/(x+m)\}^{x-1/2} = e^{-m}$. This implies that

$$\frac{x^{a-1}}{\{(x)_m\}^b} \sim \frac{x^{a-1}}{(x+m)^{mb}} \sim \frac{1}{x^{mb-a+1}}, \quad x \rightarrow \infty,$$

because $mb > a$ by definition. But then, we write

$$\begin{aligned} \lim_{x \rightarrow \infty} e^{tx} \text{pr}(\alpha > x) &= \lim_{x \rightarrow \infty} \frac{1}{\mathcal{S}_{a,b,m}} \frac{\int_x^\infty \alpha^{a-1} \{(\alpha)_m\}^{-b} d\alpha}{e^{-tx}} = \lim_{x \rightarrow \infty} \frac{1}{\mathcal{S}_{a,b,m}} \frac{x^{a-1} \{(x)_m\}^{-b}}{t e^{-tx}} \\ &= \lim_{x \rightarrow \infty} \frac{1}{\mathcal{S}_{a,b,m}} \frac{e^{tx}}{t x^{mb-a+1}} = \infty, \end{aligned}$$

where the second equality follows by looking at the ratio of the derivatives with respect to x using L'Hôpital's rule. \square

Corollary 2. *Let $\pi_{\text{Sg}}(\alpha)$ denote the density of $\alpha \sim \text{Sg}(a, b, m)$, and $\pi_{\text{Ga}}(\alpha)$ the density of $\alpha \sim \text{Ga}(a - b, b \log m)$. The following limit holds:*

$$\lim_{\alpha \rightarrow \infty} \frac{\pi_{\text{Sg}}(\alpha)}{\pi_{\text{Ga}}(\alpha)} = \infty.$$

Hence, a Stirling-gamma has a heavier right tail than the gamma distribution.

Proof. Let $\mathcal{C} = \Gamma(a - b) / \{\mathcal{S}_{a,b,m}(b \log m)^{a-b}\}$ denote the ratio of the normalizing constants. Then, the limit of the ratio of the densities is equal to

$$\lim_{\alpha \rightarrow \infty} \frac{\pi_{\text{Sg}}(\alpha)}{\pi_{\text{Ga}}(\alpha)} = \lim_{\alpha \rightarrow \infty} \mathcal{C} \frac{\alpha^{a-1} \{(\alpha)_m\}^{-b}}{\alpha^{a-b-1} e^{-\alpha b \log m}} = \lim_{\alpha \rightarrow \infty} \mathcal{C} \frac{\alpha^b e^{\alpha b \log m}}{(\alpha + m)^{bm}} = \infty.$$

This implies that the tail of the gamma distribution decays faster than that of the Stirling-gamma. \square

D PROOFS OF THE RESULTS IN THE APPENDIX

D.1 PROOF OF THEOREM A1

We break down the proof of Theorem A1 into three steps to ease readability. First, we prove that the quantity $\alpha^{a-1} / \{(\alpha)_m\}^b$ can be rewritten as a sum of partial fractions with Lemma 6. Second, we illustrate how this decomposition is useful to evaluate the normalizing constant integral via Lemma 7. Then, the proof of the statement follows using Faà di Bruno's formula.

Lemma 6. *Let a and b be integers. Then, we can write*

$$\frac{\alpha^{a-1}}{\{(\alpha)_m\}^b} = \sum_{j=1}^{m-1} \sum_{s=1}^b \frac{A_{s,j}}{(\alpha + j)^s}, \quad (19)$$

where $A_{s,j} = \rho_j^{(b-s)}(-j)/(b-s)!$ and $\rho_j^{(d)}(\alpha)$ is the d^{th} derivative of the function $\rho_j(\alpha) = \alpha^{a-b-1} / \{(\alpha + 1)_{j-1}(\alpha + j + 1)_{m-j-1}\}^b$.

Proof. From the definition of ascending factorial, we can write

$$\frac{\alpha^{a-1}}{\{(\alpha)_m\}^b} = \frac{\alpha^{a-b-1}}{\prod_{i=1}^{m-1} (\alpha + i)^b},$$

which is ratio of polynomials whose roots for the denominators are $-1, \dots, -m + 1$. Following the algorithm of Section 2.102, page 66 in Gradshteyn and Ryzhik (2007), we can rewrite the above as the

sum of partial fractions in equation (19), where the coefficients $A_{s,j}$ of the expansion depend on the derivatives of the function

$$\rho_j(\alpha) = \frac{\alpha^{a-b-1}}{\prod_{i=1}^{m-1}(\alpha+i)^b}(\alpha+j)^b, \quad (j=1, \dots, m-1),$$

evaluated at the solution $\alpha = -j$. In particular, we have $A_{s,j} = \rho_j^{(b-s)}(-j)/(b-s)!$ We calculate their exact values below, after noticing that

$$\rho_j(\alpha) = \frac{\alpha^{a-b-1}}{\prod_{i=1}^{j-1}(\alpha+i)^b \prod_{i=j+1}^{m-1}(\alpha+i)^b} = \frac{\alpha^{a-b-1}}{\{(\alpha+1)_{j-1}(\alpha+j+1)_{m-j-1}\}^b}. \quad (20)$$

□

Lemma 7. *The normalizing constant of the Stirling-gamma $\alpha \sim \text{Sg}(a, b, m)$ where $a, b \in \mathbb{N}$ can be expressed as*

$$\mathcal{S}_{a,b,m} = \sum_{j=1}^{m-1} \sum_{s=1}^b A_{s,j} \phi_s(j), \quad \phi_s(j) = \begin{cases} -\log j, & s=1, \\ j^{1-s}/(s-1) & s=2, 3, \dots \end{cases}$$

where $A_{s,j}$ are defined in Lemma 6.

Proof. Recall that $\int_{\mathbb{R}_+} 1/(\alpha+j)^s d\alpha = 1/\{(s-1)j^{s-1}\}$ for $s > 1$, while

$$\int_{\mathbb{R}_+} \frac{1}{\alpha+j} d\alpha = \lim_{\alpha \rightarrow \infty} \log(\alpha+j) - \log j.$$

Define the functions

$$\phi_1(j) = -\log j, \quad \phi_s(j) = \frac{1}{(s-1)j^{s-1}}, \quad s=2, 3, \dots$$

From Lemma 6, we have

$$\mathcal{S}_{a,b,m} = \int_{\mathbb{R}_+} \frac{\alpha^{a-1}}{\{(\alpha)_m\}^b} d\alpha = \int_{\mathbb{R}_+} \sum_{j=1}^{m-1} \sum_{s=1}^b \frac{A_{s,j}}{(\alpha+j)^s} d\alpha = \sum_{j=1}^{m-1} \sum_{s=1}^b A_{s,j} \phi_s(j)$$

The last equality holds because $\sum_{j=1}^{m-1} A_{1,j} = 0$, which makes the limit of the sum of logarithms necessarily equal to zero. This can be shown by contradiction. If $\sum_{j=1}^{m-1} A_{1,j} \neq 0$, then necessarily $|\sum_{j=1}^{m-1} A_{1,j} \lim_{\alpha \rightarrow \infty} \log(\alpha+j)| = \infty$, which implies that $|\mathcal{S}_{a,b,m}| = \infty$. However, this contradicts Proposition 6, which states that $0 < \mathcal{S}_{a,b,m} < \infty$ for appropriate choices of a, b and m . Hence, the divergence of each logarithmic term is compensated by the alternating sum. For an alternative proof of why this happens, refer to [Zhu and Luo \(2021\)](#) and references therein. □

of Theorem A1. Lemma 6 and Lemma 7 show that we can write the normalizing constant as a sum of logarithms. It remains to calculate the values for the coefficients $A_{s,j} = \rho_j^{(b-s)}(-j)/(b-s)!$. We start by rewriting equation (20) as

$$\rho_j(\alpha) = \exp[(a-b-1)\log\alpha - b\{\log(\alpha+1)_{j-1} + \log(\alpha+j+1)_{m-j-1}\}].$$

Recalling that $\frac{d}{dx}\log(x)_n = \psi(x+n) - \psi(x)$ and that $\psi(x+1) = \psi(x) + 1/x$, we have that

$$\rho'_j(\alpha) = \rho_j(\alpha)h_j(\alpha), \quad h_j(\alpha) = \frac{a-1}{\alpha} - b\{\psi(\alpha+m) - \psi(\alpha) - \psi(\alpha+j+1) + \psi(\alpha+j)\}.$$

Then, the s^{th} derivative of $\rho_j(\alpha)$ can be expressed via Faà di Bruno's formula as

$$\rho_j^{(s)}(\alpha) = \rho_j(\alpha)B_s\{h_j(\alpha), h'_j(\alpha), \dots, h_j^{(s-1)}(\alpha)\}, \quad (21)$$

where

$$h_j^{(d)}(\alpha) = (-1)^d d! \frac{a-1}{\alpha^{d+1}} - b\{\psi^{(d)}(\alpha+m) - \psi^{(d)}(\alpha) - \psi^{(d)}(\alpha+j+1) + \psi^{(d)}(\alpha+j)\} \quad (22)$$

for $d = 0, \dots, s-1$, and

$$B_s(x_1, \dots, x_s) = \sum_{(j_1, \dots, j_s) \in I_s} \frac{s!}{j_1! j_2! \cdots j_s!} \left(\frac{x_1}{1!}\right)^{j_1} \left(\frac{x_2}{2!}\right)^{j_2} \cdots \left(\frac{x_s}{s!}\right)^{j_s} \quad (23)$$

is the complete exponential Bell polynomial of order s and I_s is the set of all nonnegative integers (j_1, \dots, j_s) that satisfy $j_1 + 2j_2 + \dots + sj_s = s$. It remains to evaluate the function $\rho_j^{(s)}(\alpha)$ when $\alpha = -j$. We start by noticing that

$$\prod_{i=1}^{j-1} (-j+i)^b = \{(1-j)(2-j)\cdots(-2)(-1)\}^b = (-1)^{bj}\Gamma(j)^b,$$

$$\prod_{i=j+1}^{m-1} (-j+i)^b = \{1 \cdot 2 \cdot 3 \cdots (m-j-1)\}^b = \Gamma(m-j)^b.$$

Plugging in the above in equation (20), we have

$$\rho_j(-j) = \frac{(-j)^{a-b-1}}{\prod_{i=1}^{j-1} (-j+i)^b \prod_{i=j+1}^{m-1} (-j+i)^b} = \frac{(-1)^{a-b(j+1)-1} j^{a-b-1}}{\Gamma(j)^b \Gamma(m-j)^b}. \quad (24)$$

Moreover, we have that the derivatives in equation (22) can be rewritten as

$$h_j^{(d)}(\alpha) = (-1)^d d! \left[\frac{a-1}{\alpha^{d+1}} - b \left\{ \sum_{i=0}^{j-1} \frac{1}{(\alpha+i)^{d+1}} + \sum_{i=j+1}^{m-1} \frac{1}{(\alpha+i)^{d+1}} \right\} \right]. \quad (25)$$

Calling $h_{j,d} = h_j^{(d)}(-j)$, we then have that

$$\frac{h_{j,d+1}}{d!} = -\frac{(a-1)}{j^{d+1}} - b(H_{m-j-1,d+1} - H_{j,d+1}), \quad (26)$$

with $H_{j,s} = \sum_{i=1}^j 1/i^s$ the j^{th} generalized harmonic number of order s . Plugging equations (24) and (26) into (21) and recalling that $A_{s,j} = \rho_j^{(b-s)}(-j)/(b-s)!$, we write the partial fraction decomposition coefficients as

$$A_{s,j} = \frac{1}{(b-s)!} \frac{(-1)^{a-b(j+1)-1} j^{a-b-1}}{\{\Gamma(j)\Gamma(m-j)\}^b} B_{b-s}(h_{j,1}, h_{j,2}, \dots, h_{j,b-s}).$$

Combining this expression with Lemma 7 yields the final form

$$\begin{aligned} \mathcal{S}_{a,b,m} &= \sum_{j=1}^{m-1} \sum_{s=1}^b A_{s,j} \phi_s(j) \\ &= \sum_{j=1}^{m-1} \sum_{s=1}^b \frac{(-1)^{a-b(j+1)-1} j^{a-b-1}}{\{\Gamma(j)\Gamma(m-j)\}^b} \frac{B_{b-s}(h_{j,1}, h_{j,2}, \dots, h_{j,b-s})}{(b-s)!} \phi_s(j). \end{aligned}$$

Rearranging the terms and collecting the Bell polynomials into the quantity

$$\mathcal{S}_{b,j}(x_1, \dots, x_b) = \sum_{s=1}^b \frac{B_{b-s}(x_1, \dots, x_{b-s})}{(b-s)!} \phi_s(j),$$

yields the desired result. \square

D.2 PROOF OF COROLLARY A1

Proof. Setting $b = 1$ in the above statement proves the statement. To see why, recall that $A_{s,j} = \rho_j^{(b-s)}(-j)/(b-s)!$. Since $b = 1$, we only have $A_{1,j} = \rho_j(-j)$, whose general formula is provided in equation (24). \square

D.3 PROOF OF THEOREM A2

The proof of Theorem A2 follows the same reasoning as the one of Theorem A1. We discuss the highlights with the help of the following statements.

Lemma 8. Let $a, b, m, n, k \in \mathbb{N}$ with $1 < a/b < m$, and $1 \geq k \geq n$, and call $M = \min\{n, m\}$ and $\ell = |n - m|$. Then, we can write

$$\frac{\alpha^{a+k-1}}{\{(\alpha)_m\}^b(\alpha)_n} = \sum_{j=1}^{M-1} \sum_{s=1}^{b+1} \frac{T_{s,j}}{(\alpha+j)^s} + \sum_{i=0}^{\ell-1} \frac{U_i}{\alpha+M+i}, \quad (27)$$

where $T_{s,j} = \tau_j^{(b+1-s)}(-j)/(b+1-s)!$ and $\tau_j^{(d)}(\alpha)$ is the d^{th} derivative of the function

$$\tau_j(\alpha) = \frac{\alpha^{a+k-b-2}}{\{(\alpha+1)_{j-1}(\alpha+j+1)_{M-j-1}\}^{b+1}(\alpha+M)_\ell}, \quad (28)$$

$U_i = u_i(-M-i)$ and

$$u_i(\alpha) = \frac{\alpha^{a+k-b-2}}{\prod_{j=1}^{M-1}(\alpha+j)^{b+1} \prod_{t=0}^{i-1}(\alpha+M+t) \prod_{v=i+1}^{\ell-1}(\alpha+M+v)} \quad (29)$$

Proof. The proof follows from the same reasoning discussed in Lemma 6, which is a direct consequence of the algorithm of Section 2.102, page 66 in [Gradshteyn and Ryzhik \(2007\)](#), after writing that

$$\frac{\alpha^{a+k-1}}{\{(\alpha)_m\}^b(\alpha)_n} = \frac{\alpha^{a+k-1}}{\{(\alpha)_M\}^{b+1}(\alpha+M)_\ell} = \frac{\alpha^{a-b+k-2}}{\prod_{j=1}^{M-1}(\alpha+j)^{b+1} \prod_{i=0}^{\ell-1}(\alpha+M+i)}. \quad (30)$$

The quantities $\tau_j(\alpha)$ and $u_j(\alpha)$ are obtained by multiplying equation (30) by $(\alpha+j)^{b+1}$ and $(\alpha+M+i)$, respectively, and simplifying appropriately. \square

Lemma 9. The coefficients $\mathcal{V}_{a,b,m}(n, k)$ when $a, b \in \mathbb{N}$ are expressed as follows:

$$\mathcal{V}_{a,b,m}(n, k) = \sum_{j=1}^{M-1} \sum_{s=1}^{b+1} T_{s,j} \phi_s(j) - \sum_{i=0}^{\ell-1} U_i \log(M+i),$$

where $T_{s,j}$ and U_i are defined in Lemma 8 and the coefficients $\phi_s(j)$ are defined in Lemma 7.

Proof. Follow the same line of reasoning as the proof of Lemma 7, since we have rational functions as integrands. In particular, we point out that the coefficients multiplying the logarithms are such that $\sum_{j=1}^{M-1} T_{1,j} + \sum_{i=0}^{\ell-1} U_i = 0$. Again, this must happen because the diverging logarithms resulting from the integration must cancel each other out because $\mathcal{V}_{a,b,m}(n, k) < \infty$ by definition. \square

We are now ready to provide proof of the final statement.

of Theorem A2. First of all, we provide a simpler expression for U_i . This is equal to $u_i(-M-i)$ in equation (29). In particular, the quantities at the denominator simplify as

$$\begin{aligned} \prod_{j=1}^{M-1} (-M-i+j)^{b+1} &= \{(-M-i+1)(-M-i+2)\cdots(-i-1)\}^{b+1} = \{(i+1)_{M-1}\}^{b+1} \\ \prod_{t=0}^{i-1} (-M-i+t) &= (-i)(-i+1)\cdots(-2)(-1) = (-1)^i \Gamma(i+1) \\ \prod_{v=i+1}^{\ell-1} (-M-i+v) &= (1)(2)\cdots(\ell-1+i) = \Gamma(\ell-i). \end{aligned}$$

This implies that

$$U_i = (-1)^{a-b+k-2+i} \frac{(M+i)^{a-b+k-2}}{\{(i+1)_{M-1}\}^{b+1} \Gamma(i+1) \Gamma(\ell-i)},$$

which is the generic coefficient in the second sum of logarithms. As for $T_{s,j}$, we rely on a similar argument as the proof of Theorem A1, which depends on Faà di Bruno's formula. Rewriting $\tau_j(\alpha)$ as

$$\begin{aligned} \tau_j(\alpha) &= \exp\{\log \tau_j(\alpha)\} \\ &= \exp[(a+k-b-2) \log \alpha - (b+1)\{\log(\alpha+1)_{j-1} + \log(\alpha+j+1)_{M-j-1}\} \\ &\quad - \log(\alpha+M)_\ell], \end{aligned}$$

we have that $\tau_j'(\alpha) = \tau_j(\alpha)g_j(\alpha)$ with

$$\begin{aligned} g_j(\alpha) &= \frac{a+k-1}{\alpha} - (b+1)\{\psi(\alpha+j) - \psi(\alpha) + \psi(\alpha+M) - \psi(\alpha+j+1)\} \\ &\quad - \psi(\alpha+M+\ell) + \psi(\alpha+M) \end{aligned}$$

whose d th derivative is equal to

$$\begin{aligned} g_j^{(d)}(\alpha) &= (-1)^d d! \frac{a+k-1}{\alpha^{d+1}} - (b+1)\{\psi^{(d)}(\alpha+j) - \psi^{(d)}(\alpha) + \psi^{(d)}(\alpha+M) \\ &\quad - \psi^{(d)}(\alpha+j+1)\} - \psi^{(d)}(\alpha+M+\ell) + \psi^{(d)}(\alpha+M) \\ &= (-1)^d d! \left[\frac{a+k-1}{\alpha^{d+1}} - (b+1) \left\{ \sum_{i=0}^{j-1} \frac{1}{(\alpha+i)^{d+1}} + \sum_{i=j+1}^{M-1} \frac{1}{(\alpha+i)^{d+1}} \right\} + \sum_{i=0}^{\ell-1} \frac{1}{\alpha+M+i} \right]. \end{aligned}$$

Using Faà di Bruno's formula and recalling the complete exponential Bell polynomial in equation (23), we obtain that

$$\tau_j^{(d)}(\alpha) = \tau_j(\alpha) B_d \left(g_j(\alpha), g_j'(\alpha), \dots, g_j^{(d-1)}(\alpha) \right). \quad (31)$$

We are finally ready to calculate $T_{s,j} = \tau_j^{(b+1-s)}(-j)/(b+1-s)!$. Calling $g_{j,d+1} = g_j^{(d)}(-j)$, we can write that

$$\frac{g_{j,d+1}}{d!} = -\frac{a+k-1}{j^{d+1}} + bH_{M-j-1,d+1} - (b+1)H_{j,d+1} + H_{M-j+\ell-1,d+1}, \quad (32)$$

since $\sum_{i=0}^{\ell-1} 1/(M+i-j)^{d+1} = H_{M-j+\ell-1,d+1} - H_{M-j-1,d+1}$, and $H_{j,s} = \sum_{i=1}^j 1/i^s$ is again the j th generalized harmonic number of order s . With similar calculations as the one for equation (24), we also have that

$$\begin{aligned} \tau_j(-j) &= \frac{(-j)^{a-b+k-2}}{\{\prod_{i=1}^{j-1}(-j+i) \prod_{i=j+1}^{m-1}(-j+i)\}^{b+1}(M-j)_\ell} \\ &= (-1)^{a-b+k-2+b(j+1)} \frac{j^{a-b+k-2}}{\{\Gamma(j)\Gamma(m-j)\}^{b+1}(M-j)_\ell}. \end{aligned} \quad (33)$$

Plugging equations (33), (32) and (31) into the formula for $T_{s,j}$ yields

$$T_{s,j} = \frac{(-1)^{a-b+k-2+b(j+1)} j^{a-b+k-2} B_{b+1-s}(g_{j,1}, g_{j,2}, \dots, g_{j,b+1-s})}{\{\Gamma(j)\Gamma(m-j)\}^{b+1}(M-j)_\ell (b+1-s)!}.$$

The rest of the proof follows by regrouping the coefficients in a similar manner as the one in the proof for Theorem A1. \square

E RANDOM SAMPLE GENERATION FOR THE STIRLING-GAMMA DISTRIBUTION

In this Section, we illustrate a strategy to draw random samples from the Stirling-gamma distribution. Unfortunately, a rejection sampler using a gamma $\text{Ga}(a-b, b \log m)$ as the proposal is not feasible because the Stirling-gamma has heavier tails; see Corollary 2 above. As such, an ideal proposal must be itself a heavy-tailed distribution from which sampling is relatively easy. Another valid alternative is to use rejection sampling via the ratio of uniforms method, which can be adapted to any distribution for which the density $f(x)$ and the function $x^2 f(x)$ can be maximized; see (Devroye, 1986) for details. Unfortunately, the density of the Stirling-gamma is not always bounded. To see this, let

$$S(\alpha) = \frac{\alpha^{a-1}}{\{(\alpha)_m\}^b} = \frac{\alpha^{a-b-1}}{\prod_{i=1}^{m-1} (\alpha+i)^b} \quad (34)$$

with $\alpha \geq 0$ denote the unnormalized density function of the Stirling-gamma. Then, as $\alpha \rightarrow 0$, we have that

$$\lim_{\alpha \rightarrow 0} S(\alpha) = \begin{cases} \infty, & \text{if } a - b < 1, \\ \Gamma(m)^b, & \text{if } a - b = 1, \\ 0, & \text{if } a - b > 1, \end{cases}$$

which means that $S(\alpha)$ admits a maximum if and only if $a - b \geq 1$. Due to such behavior, we must consider two different sampling strategies depending on the value of $a - b$, one where $a - b \geq 1$, and another where $a - b < 1$. In the first case, we rely on the ratio of uniforms method, which we illustrate in Algorithm 1 below.

Algorithm 1 Rejection sampler for the Stirling-gamma distribution when $a - b \geq 1$

- 1: Let $M_u = \max_{\alpha \geq 0} G(\alpha)$ and $M_v = \max_{\alpha \geq 0} \alpha^2 S(\alpha)$, with $G(\alpha)$ as in (34)
 - 2: Sample u uniformly in $[0, M_u^{1/2}]$
 - 3: Sample v uniformly in $[0, M_v^{1/2}]$
 - 4: **if** $2 \log u \leq \log G(v/u)$ **then**
 - 5: Set $\alpha = v/u$
 - 6: **else**
 - 7: Return to 2
 - 8: **Output:** a sample from $\alpha \sim \text{Sg}(a, b, m)$.
-

The above strategy yields valid samples from the Stirling-gamma distribution as long as $a - b \geq 1$. When $a - b < 1$, we instead rely on a rejection sampler with a *generalized beta prime distribution* $\alpha \sim \text{BeP}(a_0, b_0, r)$ as proposal, whose density is

$$\pi_{\text{BeP}}(\alpha) = \frac{(\alpha/r)^{a_0-1} (1 + \alpha/r)^{-a_0-b_0}}{r\beta(a_0, b_0)}$$

with $\alpha > 0$ and $\beta(a_0, b_0) = \Gamma(a_0)\Gamma(b_0)/\Gamma(a_0 + b_0)$ denoting the Beta function. Sampling from $\alpha \sim \text{BeP}(a_0, b_0, r)$ can be performed by letting $\alpha = rx/(1 - x)$ with $x \sim \text{Be}(a_0, b_0)$. Thus, our goal is to find appropriate choices for a_0 , b_0 , and r such that the generalized beta prime (i) has an asymptote as $\alpha \rightarrow \infty$, (ii) is heavy-tailed and (iii) ‘‘covers’’ the Stirling-gamma density, that is $\pi_{\text{Sg}}(\alpha)/\pi_{\text{BeP}}(\alpha) \leq M < \infty$, with a sufficiently small M . All these can be obtained by finding an appropriate bound for $S(\alpha)$ in equation (34), as we now show. Let $r(\alpha)$ be the function of $\alpha \geq 0$ defined as

$$r(\alpha) = \left\{ \prod_{i=1}^{m-1} (\alpha + i) \right\}^{1/(m-1)} - \alpha.$$

It is easy to see that $r(\alpha)$ is a monotonically increasing function of α whose minimum value is $r = r(0) = \Gamma(m)^{1/(m-1)}$. Since $(\alpha + r(\alpha))^{m-1} = \prod_{i=1}^{m-1}(\alpha + i)$, then

$$(\alpha + r)^{m-1} \leq \prod_{i=1}^{m-1}(\alpha + i), \quad r = \Gamma(m)^{1/(m-1)}, \quad (35)$$

for every $\alpha > 0$. But then, we can bound the unnormalized density function in equation (34) as follows

$$S(\alpha) = \frac{\alpha^{a-b-1}}{\prod_{i=1}^{m-1}(\alpha + i)^b} \leq \frac{\alpha^{a-b-1}}{(\alpha + r)^{b(m-1)}} = r^{a-mb-1} \frac{(\alpha/r)^{a-b-1}}{(1 + \alpha/r)^{b(m-1)}} = r^{a-mb-1} Q(\alpha).$$

The $Q(\alpha)$ defined on the right-hand side of the above inequality is the kernel of a generalized beta prime distribution $\alpha \sim \text{BeP}(a - b, mb - a, r)$, with $r = \Gamma(m)^{1/(m-1)}$. Under such a proposal, we have

$$\begin{aligned} \frac{\pi_{\text{Sg}}(\alpha)}{\pi_{\text{BeP}}(\alpha)} &= \frac{r\beta(a - b, mb - a)}{\mathcal{S}_{a,b,m}} \frac{\alpha^{a-b-1}}{\prod_{i=1}^{m-1}(\alpha + i)^b} \frac{(1 + \alpha/r)^{b(m-1)}}{(\alpha/r)^{a-b-1}} \\ &= \frac{(\alpha + r)^{b(m-1)}}{(\alpha + 1)_{m-1}^b} \frac{\beta(a - b, mb - a)}{r^{mb-a} \mathcal{S}_{a,b,m}} \\ &\leq \frac{\beta(a - b, mb - a)}{r^{mb-a} \mathcal{S}_{a,b,m}} = M < \infty, \end{aligned}$$

where the inequality follows from equation (35) after writing $\prod_{i=1}^{m-1}(\alpha + i) = (\alpha + 1)_{m-1}$. This makes the acceptance function in an accept-reject algorithm equal to

$$A(\alpha) = \frac{\pi_{\text{Sg}}(\alpha)}{M\pi_{\text{BeP}}(\alpha)} = \frac{(\alpha + r)^{b(m-1)}}{(\alpha + 1)_{m-1}^b}, \quad r = \Gamma(m)^{1/(m-1)}. \quad (36)$$

The resulting sampling procedure is detailed in Algorithm 2 below.

Algorithm 2 Rejection sampler for the Stirling-gamma distribution when $a - b < 1$

- 1: Let $r = \Gamma(m)^{1/(m-1)}$ and $A(\alpha)$ be as in equation (36)
 - 2: Sample $x \sim \text{Be}(a - b, mb - a)$ and set $y = rx/(1 - x)$
 - 3: Sample u uniformly in $[0, 1]$
 - 4: **if** $\log u \leq \log A(y)$ **then**
 - 5: Set $\alpha = y$
 - 6: **else**
 - 7: Return to 2
 - 8: **Output:** a sample from $\alpha \sim \text{Sg}(a, b, m)$.
-

To ease reproducibility, we implement both Algorithm 1 and Algorithm 2 in the R package `ConjugateDP` via the function `rSg`. Table 1 and Table 2 report the acceptance rates for the samplers above for selected values of a , b , and m . We see that the acceptance rates for Algorithm 1 range between 0.3 and 0.7, which is fairly large considering that the ratio of uniforms is a method that is not tailored

specifically to the Stirling-gamma. As for Algorithm 2, we see that the rates are much larger and range between 0.4 and 0.95. Indeed, this is due to the high similarity between the generalized beta prime distribution and the Stirling-gamma when $a - b < 1$. In principle, one could use Algorithm 2 to draw samples from $\alpha \sim \text{Sg}(a, b, m)$ for any choice of a and b , since the acceptance function in equation (36) is always a valid one. However, we noticed that when $a - b \geq 1$, the acceptance probability $1/M = r^{mb-a} \mathcal{S}_{a,b,m} / \beta(a - b, mb - a)$ with the generalized beta prime proposal is particularly low. Therefore, we still rely on the ratio of uniforms for the general case when $a - b \geq 1$.

Table 1: Acceptance probabilities for Algorithm 1 under varying a , b and m , when $a - b \geq 1$. Values are obtained by averaging the acceptance rate obtained in 1000 trials of Algorithm 1 under 100 replicates. Standard deviations were all around 0.01 and therefore are omitted from the table. Empty cells indicate when $1 < a/b < m$ and $a - b \geq 1$ are violated.

	$m = 100$				$m = 1000$			
	$a = 2$	$a = 3$	$a = 10$	$a = 15$	$a = 2$	$a = 3$	$a = 10$	$a = 15$
$b = 0.2$	0.756	0.701	0.544	0.594	0.742	0.668	0.425	0.358
$b = 1$	0.679	0.724	0.445	0.377	0.680	0.717	0.419	0.346
$b = 1.5$		0.754	0.446	0.372		0.752	0.427	0.349
$b = 5$			0.528	0.394			0.523	0.386

Table 2: Acceptance probabilities for Algorithm 2 under varying a , b and m , when $a - b < 1$. Values are obtained by averaging the acceptance rate obtained in 1000 trials of Algorithm 2 under 100 replicates. Standard deviations were all around 0.01 and therefore are omitted from the table.

	$m = 100$				$m = 1000$			
	$a = 0.2$	$a = 0.6$	$a = 0.7$	$a = 1$	$a = 0.2$	$a = 0.6$	$a = 0.7$	$a = 1$
$b = 0.1$	0.949	0.788	0.760	0.678	0.911	0.638	0.593	0.458
$b = 0.2$		0.799	0.757	0.655		0.683	0.622	0.476
$b = 0.5$		0.940	0.883	0.733		0.907	0.822	0.609
$b = 0.6$			0.938	0.775			0.905	0.670

F SIMULATION STUDY

In this Section, we present a simulation study within the same *population of partition* framework introduced in Section 3 of the main paper. In particular, our goal is to show how the conjugate Stirling-gamma prior can lead to borrowing of information when inferring the latent partition across multiple networks, thus reducing uncertainty. Consider the same stochastic block model setting of Section 4, namely

$$\text{pr}(X_{i,j,s} = 1 \mid Z_{i,s} = h, Z_{j,s} = h', \nu) = \nu_{h,h',s}, \quad \nu_{h,h',s} \sim \text{Be}(1, 1), \quad (37)$$

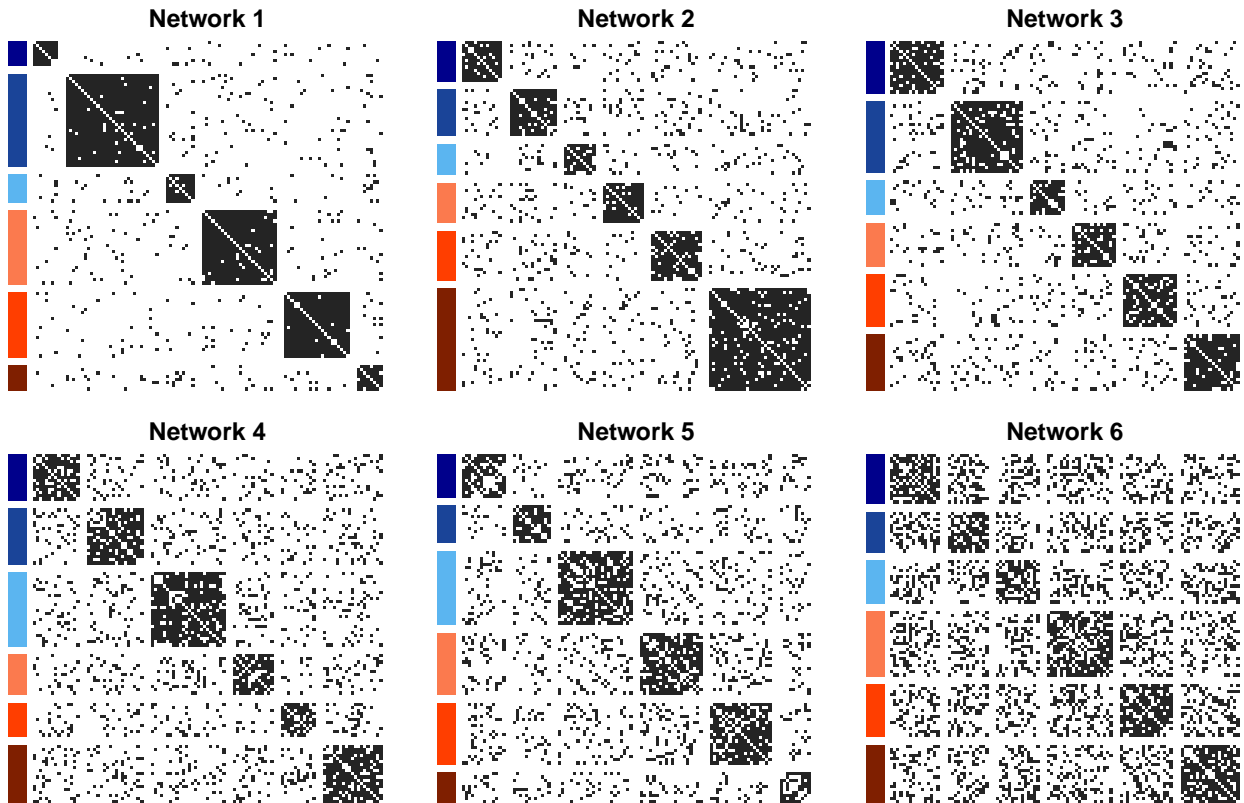


Figure 6: Simulated networks of size $n = 100$ nodes. Columns and rows represent nodes of each network, and black dots indicate the edges. Nodes are sorted according to the true cluster assignment, highlighted by the different colors on the left of each plot.

where $X_{i,j,s}$ is a binary random variable indicating an edge between nodes i and j in networks $s = 1, \dots, N$. The variables $Z_{i,s}$ denote cluster assignment, with $Z_{i,s} = h$ if and only if $i \in C_{h,s}$ in network s , and $\nu_{h,h',s}$ denotes the edge probabilities in the block identified by clusters $C_{h,s}$ and $C_{h',s}$. We model the latent partition in each network independently as follows:

$$\text{pr}(\Pi_{n,s} = \{C_{1,s}, \dots, C_{k_s,s}\} \mid \alpha_s) = \frac{\alpha_s^{k_s}}{(\alpha_s)_n} \prod_{j=1}^{k_s} (n_{j,s} - 1)! \quad (s = 1, \dots, N),$$

where α_s is the precision parameter specific to partition α_s .

Within this framework, we are interested in investigating the impact of different choices of precision parameters $\alpha_1, \dots, \alpha_N$ on the inferred latent partition. We consider three priors: α_s is fixed and equal across networks, α_s is random with $\alpha_s \sim \text{Sg}(a, b, n)$ separately for each network, and the precision is pooled across networks, namely $\alpha_1 = \dots = \alpha_N = \alpha \sim \text{Sg}(a, b, n)$. In the third case, the shared α induces borrowing of information since the number of clusters k_s in every network contributes to the posterior distribution in Theorem 4.

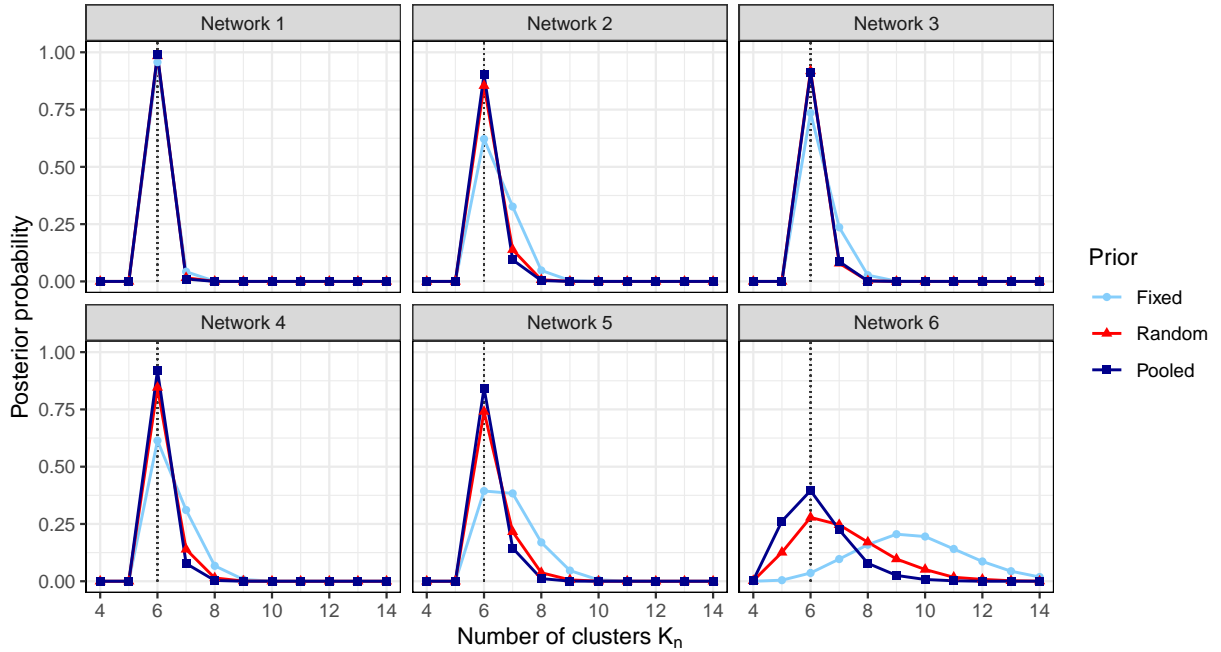


Figure 7: Posterior distribution of the number of clusters K_n detected in each simulated network in the three cases: $\alpha_s = 7.5$ (light blue), $\alpha_s \sim \text{Sg}(6, 0.3, 100)$ independently in each network (red), and $\alpha_s = \alpha \sim \text{Sg}(6, 0.3, 100)$ (blue). The dotted vertical line highlights the true number of communities.

We simulate $N = 6$ networks of $n = 100$ nodes from the stochastic block model in equation (37). The true partition is generated by randomly dividing the nodes between six clusters with assignment probabilities drawn from a Dirichlet distribution $\text{Dir}(10, 10, 10, 10, 10, 10)$. Binary edges are independently simulated with probabilities $(\nu_{h,h,1}, \dots, \nu_{h,h,N}) = (0.95, 0.90, 0.85, 0.80, 0.75, 0.70)$ for nodes within the same cluster, and $(\nu_{h,h',1}, \dots, \nu_{h,h',N}) = (0.05, 0.10, 0.10, 0.15, 0.15, 0.30)$ for any $h \neq h'$. This allows each network to have a different block structure with decreasing signal-to-noise ratios. As such, we expect to infer the true communities in Networks 5 and 6 with a higher uncertainty than in Networks 1 and 2. Figure 6 displays the six generated datasets. Black points indicate an edge between each pair of nodes. Rows and columns have been sorted according to the true cluster assignment for better visualization. We set $\alpha_s = 7.5$ in the fixed case and $a = 6$ and $b = 0.3$ in random and pooled cases, so that $E(K_n) = 20$ in all priors. Inference is performed by running a collapsed Gibbs sampler as in Legramanti et al. (2022) for 10,000 iterations, treating the first 2,000 as burn-in. The full conditional for α_s in the random case and for α in the pooled case are reported in Proposition 4 and Theorem 4 in the main manuscript, respectively.

Figure 7 displays the posterior distribution of the number of detected clusters K_n in each dataset for the three choices of precision parameter. Except for Network 6, the posterior mode of K_n coincides with the truth in each model. However, the pooled case shows lower uncertainty than the random one, thanks to the borrowing of information granted by the common α . In the fixed cases, instead,

K_n explodes as the signal-to-noise ratio decreases. This is particularly evident in Network 6, which confirms the lack of robustness of Dirichlet process mixtures with fixed α . To further highlight these differences, we calculate the average adjusted Rand index for the posterior partition retrieved by the three models with respect to the truth. This equals 0.943 for the pooled case, 0.940 for the random, and 0.929 for the fixed, indicating that pooling α yields a better estimate across networks.