

# Using Unreliable Pseudo-Labels for Label-Efficient Semantic Segmentation

Haochen Wang, Yuchao Wang, Yujun Shen, Junsong Fan, Yuxi Wang,  
and Zhaoxiang Zhang\*, *Senior Member, IEEE*

**Abstract**—The crux of label-efficient semantic segmentation is to produce high-quality pseudo-labels to leverage a large amount of unlabeled or weakly labeled data. A common practice is to select the highly confident predictions as the pseudo-ground-truths for each pixel, but it leads to a problem that most pixels may be left unused due to their unreliability. However, we argue that *every pixel matters to the model training*, even those unreliable and ambiguous pixels. Intuitively, an unreliable prediction may get confused among the top classes, however, it should be confident about the pixel not belonging to the remaining classes. Hence, such a pixel can be convincingly treated as a negative key to those most unlikely categories. Therefore, we develop an effective pipeline to make sufficient use of unlabeled data. Concretely, we separate reliable and unreliable pixels via the entropy of predictions, push each unreliable pixel to a category-wise queue that consists of negative keys, and manage to train the model with all candidate pixels. Considering the training evolution, we adaptively adjust the threshold for the reliable-unreliable partition. Experimental results on various benchmarks and training settings demonstrate the superiority of our approach over the state-of-the-art alternatives.



## 1 INTRODUCTION

SEMANTIC segmentation is a fundamental task in the computer vision field and has been significantly advanced along with the rise of deep neural networks [1], [2], [3], [4]. However, existing supervised approaches rely on large-scale annotated data, which can be too costly to acquire in practice. For instance, it takes around 90 minutes to annotate just a single image of Cityscapes [5], and this number even increases to 200 under adverse conditions [6]. To alleviate this problem, many attempts have been made towards label-efficient semantic segmentation [7], [8], [9]. Under this setting, self-training, *i.e.*, assigning pixel-level pseudo-labels for each weakly-labeled sample, becomes a typical solution. Specifically, given a weakly-labeled image, prior arts [10], [11] borrow predictions from the model trained on labeled data or leverage Class Activation Maps (CAMs) [12] to obtain pixel-wise prediction, and then use them as the “ground-truth” to, in turn, boost the model. Along with it, many attempts have been made to produce high-quality pseudo-labels. A typical solution is to filter the predictions using their confidence scores [7], [9], [13], [14], [15], [16]. In this way, *only* the highly confident predictions are served as the pseudo-labels, while *those ambiguous ones are simply discarded*.

One potential problem caused by this paradigm is that

- Haochen Wang, Junsong Fan, Yuxi Wang, and Zhaoxiang Zhang are with the Center for Research on Intelligent Perception and Computing, National Laboratory of Pattern Recognition, Institute of Automation, Chinese Academy of Sciences, and the University of Chinese Academy of Sciences, Beijing 100190, China. E-mail: {wanghaochen2022, junsong.fan, zhaoxiang.zhang}@ia.ac.cn, yuxiwang93@gmail.com
- Junsong Fan, Yuxi Wang, and Zhaoxiang Zhang are also with the Centre for Artificial Intelligence and Robotics, Hong Kong Institute of Science & Innovation, Chinese Academy of Sciences, Hong Kong 999077, China.
- Yuchao Wang is with Shanghai Jiao Tong University, Shanghai 200240, China. E-mail: 44442222@sjtu.edu.cn.
- Yujun Shen is with the Chinese University of Hong Kong, Hong Kong 999077, China. E-mail: shenyujun0302@gmail.com.

\*Corresponding author.

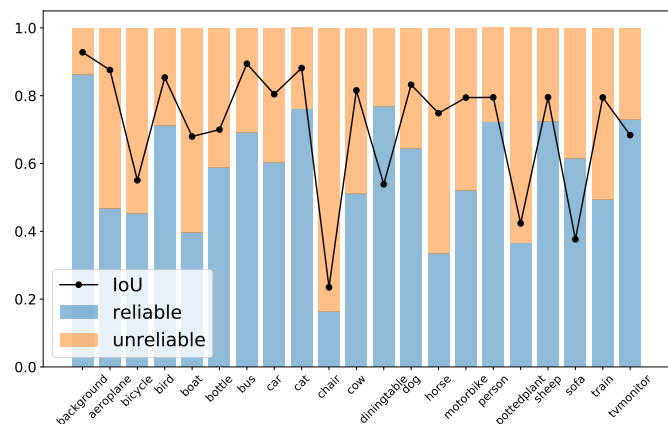


Fig. 1. **Category-wise performance and statistics on the number of pixels with reliable and unreliable predictions.** Model is trained using 732 labeled images on PASCAL VOC 2012 [17] and evaluated on the remaining 9,850 images.

some pixels may *never* be learned in the entire training process. For example, if the model cannot satisfyingly predict some certain class, it becomes difficult to assign accurate pseudo-labels to the pixels regarding such a class, which may lead to insufficient and categorically imbalanced training. For instance, as illustrated in Fig. 1, underperformed category *chair* tends to have fewer reliable predictions, and the model will be probably biased to dominant classes, *e.g.*, *background* and *cat*, when we filter reliable predictions to be ground-truths for supervision and simply discard those ambiguous predictions. This issue even becomes more severe under domain adaptive or weakly supervised settings. Under both settings, predictions of unlabeled or weakly-labeled images usually run into undesirable chaos, and thus only a few pixels can be regarded as reliable ones when selecting highly confident pseudo-labels. From this perspective, we argue that to make full use of the unlabeled data, every pixel should be properly utilized.

However, how to use these unreliable pixels appropriately is non-trivial. Directly using the unreliable predictions as the pseudo-labels will cause the performance degradation [18] because it is almost impossible for unreliable predictions to assign exactly correct pseudo-labels. Therefore, in this paper, we propose an alternative way of Using Unreliable Pseudo-Labels. We call our framework  $U^2PL$ .

First, we observe that an unreliable prediction usually gets confused among *only a few* classes instead of all classes. Taking Fig. 2 as an instance, the pixel with a white cross is an unreliable prediction that receives similar probabilities on class `motorbike` and `person`, but the model is pretty sure about this pixel *not* belonging to class `car` and `train`. Based on this observation, we reconsider those unreliable pixels as the negative keys to those unlikely categories, which is a simple and intuitive way to make full use of all predictions. Specifically, after getting the prediction from an unlabeled image, we first leverage the per-pixel entropy as the metric (see Fig. 2a) to separate all pixels into two groups, *i.e.*, reliable ones and unreliable ones. All reliable predictions are then used to derive positive pseudo-labels, while the pixels with unreliable predictions are pushed into a memory bank, which is full of negative keys. To avoid all negative pseudo-labels only coming from a subset of categories, we employ a queue for each category. Such a design ensures that the number of negative keys for each class is balanced, preventing being overwhelmed by those dominant categories. Meanwhile, considering that the quality of pseudo-labels becomes higher as the model gets more and more accurate, we come up with a strategy to adaptively adjust the threshold for the partition of reliable and unreliable pixels.

**Extensions of the conference version [8].** To better demonstrate the efficiency of using unreliable pseudo-labels, instead of studying only under the semi-supervised setting, we extend our original conference publication [8] to domain adaptive and weakly-supervised settings, indicating that using unreliable pseudo-labels is crucial and effective on various label-efficient settings, bringing significant improvements *consistently*. Moreover, to produce high-quality pseudo-labels, we further make the category-wise prototype momentum updated during training to build a consistent set of keys and propose a denoising technique is proposed to enhance the quality of pseudo-labels. Additionally, a symmetric cross-entropy loss [19] is used considering the pseudo-labels are still noisy even after filtering and denoising. We call the extended framework as  $U^2PL+$ .

In the following, we provide a brief discussion of how these three settings differ. Semi-supervised (SS) approaches aim to train a segmentation model with only a few labeled pixel-level ground-truths [8], [13], [20], [21], [22], [23], [24] together with numerous unlabeled ones. Domain adaptive (DA) alternatives [9], [25], [26], [27], [28], [29] introduce synthetic (source) datasets [30], [31] into training and try to generalize the segmentation model to real-world (target) domains [5], [6] without access to target labels. Because in most cases, dense labels for those synthetic datasets can be obtained with minor effort. Weakly-supervised (WS) methods [7], [32], [33], [34], [35], [36] leverage weak supervision signals that are easier to obtain, such as image labels [37],

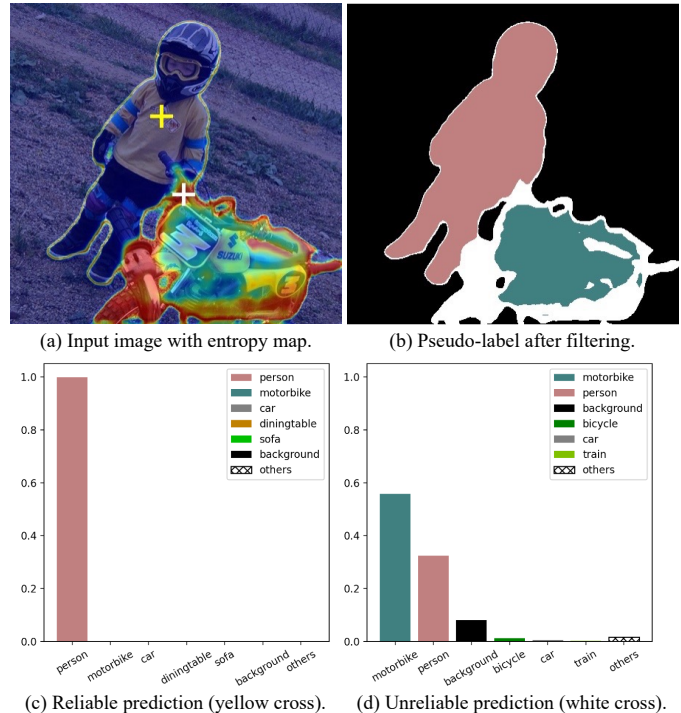


Fig. 2. **Illustration on unreliable pseudo-labels.** (a) Pixel-wise entropy predicted from an unlabeled image. (b) Pixel-wise pseudo-labels from reliable predictions *only*, where pixels within the white region are not assigned a pseudo-label. (c) Category-wise probability of a reliable prediction (*i.e.*, the yellow cross). (d) Category-wise probability of an unreliable prediction (*i.e.*, the white cross), which hovers between `motorbike` and `person`, yet is confident enough of *not* belonging to `car` and `train`.

bounding boxes [38], points [39], scribbles [40], instead of pixel-level dense annotations to train a segmentation model.

We evaluate the proposed  $U^2PL+$  on both (1) SS, (2) DA, and (3) WS semantic segmentation settings, where  $U^2PL+$  manages to bring significant improvements consistently over baselines. In SS, we evaluate our  $U^2PL+$  on PASCAL VOC 2012 [17] and Cityscapes [5] under a wide range of training settings. In DA, we evaluate our  $U^2PL+$  on two widely adopted benchmarks, *i.e.*, GTA5 [30]  $\rightarrow$  Cityscapes [5] and SYNTHIA [31]  $\rightarrow$  Cityscapes [5]. In WS, we evaluate our  $U^2PL+$  on PASCAL VOC 2012 [17] benchmark using only image-level supervisions. Furthermore, through visualizing the segmentation results, we find that our method achieves much better performance on those ambiguous regions (*e.g.*, the border between different objects), thanks to our adequate use of the unreliable pseudo-labels. Our contributions are summarized as follows:

- Based on the observation that unreliable predictions usually get confused among only a few classes instead of all classes, we build an intuitive framework  $U^2PL$  that aims to mine the inherited information of discarded unreliable keys.
- We extend the original version of  $U^2PL$  to (1) domain adaptive and (2) weakly supervised semantic segmentation settings, demonstrating that using unreliable pseudo-labels is crucial in *both* settings.
- To produce high-quality pseudo-labels, we further incorporate three carefully designed techniques, *i.e.*, momentum prototype updating, prototypical denoising, and symmetric cross-entropy loss.

- U<sup>2</sup>PL+ outperforms previous methods across extensive settings on both SS, DA, and WS benchmarks.

## 2 RELATED WORK

In this section, we provide a detailed discussion and comparison with our proposed method and other representative alternatives. We first introduce related literature on fully supervised, semi-supervised, domain adaptive, and weakly supervised semantic segmentation. Next, self-training or pseudo-labeling, a simple and effective pipeline for label-efficient learning, is explored. Then, two key concepts related to our method: model uncertainty and contrastive learning, are introduced in detail. Finally, we conduct a comparison between our framework and negative learning, which focuses on training a network from noisy labels.

**Semantic segmentation** aims to assign each pixel a pre-defined class label, and tremendous success in segmentation brought by deep convolutional neural networks (CNNs) has been witnessed [1], [2], [3], [4], [41], [42], [43], [44]. Recently, Vision Transformers (ViTs) [45] provides a new feature extractor for images, and researchers have successfully demonstrated the feasibility of using ViTs in semantic segmentation [46], [47], [48], [49], [50], [51]. However, despite the success of these deep models, they usually thrive with dense per-pixel annotations, which are extremely expensive and laborious to obtain [5], [6].

**Semi-supervised semantic segmentation** methods aim to train a segmentation model with only a few labeled images and a large number of unlabeled images. There are two typical paradigms for semi-supervised learning: consistency regularization [16], [23], [24], [52], [53] and entropy minimization [21], [54]. Recently, a variant framework of entropy minimization, *i.e.*, self-training [10], has become the mainstream thanks to its simplicity and efficacy. On the basis of self-training, several methods [13], [23], [55], [56], [57] further leverage strong data augmentation techniques such as [58], [59], [60], to produce meaningful supervision signals. However, in the typical weak-to-strong self-training paradigm [61], unreliable pixels are usually simply discarded. U<sup>2</sup>PL+, on the contrary, fully utilizes those discarded unreliable pseudo-labels, contributing to boosted segmentation results.

**Domain adaptive semantic segmentation** focuses on training a model on a labeled source (synthetic) domain and generalizing it to an unlabeled target (real-world) domain. This is a more complicated task compared with semi-supervised semantic segmentation due to the domain shift between source and target domains. To overcome the domain gap, most previous methods optimize some custom distance [29], [62], [63] or apply adversarial training [64], [65], in order to align distributions at the image level [27], [66], [67], [68], [69], [70], [71], [72], [73], intermediate feature level [27], [29], [74], [75], [76], [77], [78], [79], [80], or output level [81], [82], [83]. Few studies pay attention to unreliable pseudo-labels under this setting. To the best of our knowledge, we are the first to recycle those unreliable predictions when there exists a distribution shift between different domains.

**Weakly supervised semantic segmentation** seeks to train semantic segmentation models using only *weak* annotations,

and can be mainly categorized into image-level labels [7], [32], [34], [84], [85], [86], [87], [88], [89], [90], [91], points [39], scribbles [40], and bounding boxes [38]. This paper mainly discusses the image-level supervision setting, which is the most challenging among all weakly supervised scenarios. Most methods [92], [93], [94], [95], [96], [97] are designed with a *multi-stage* process, where a classification network is trained to produce the initial pseudo-masks at pixel level using CAMs [12]. This paper focuses on *end-to-end* frameworks [36], [37], [98], [99], [100] in weakly supervised semantic segmentation with the goal of making full use of pixel-level predictions, *i.e.*, CAMs.

**Pseudo-labeling** is a widely used technique to prevent overfitting to incorrect pseudo-labels. Among typical semi-supervised learning approaches, Tarvainen and Harri [101] utilize a high confidence threshold to select reliable pseudo-labels. FixMatch [61], on the basis of this idea, further proposes a weak-to-strong training pipeline to produce meaningful supervision signals. Many semi-supervised [13], [20], [102] and domain adaptive [9], [25], [26], [29] semantic segmentation methods follow these two ideas and thus they gradually become common practices. However, pseudo-labeling techniques only take those highly confident predictions as supervision, while our U<sup>2</sup>PL+ demonstrates that including unreliable pixels in training is crucial.

**Model uncertainty** in computer vision is mostly measured by Bayesian deep learning approaches [103], [104], [105]. In our settings, we do not focus on how to measure uncertainty. We simply use the entropy of the pixel-wise probability distribution to be metric, which is simple yet effective.

**Contrastive learning** is widely used by many successful works in unsupervised visual representation learning [106], [107], [108]. In semantic segmentation, contrastive learning has become a promising new paradigm [109], [110], [111].

The following methods try to go deeper by adopting the contrastive learning framework for semi-supervised semantic segmentation tasks. PC<sup>2</sup>Seg [112] minimizes the mean square error between two positive samples and introduces several strategies to sample negative pixels. Alonso *et al.* [22] utilizes a class-wise memory bank to store representative negative pixels for each class. However, these methods ignore the common *false negative samples* in semi-supervised segmentation, where unreliable pixels may be wrongly pushed away in a contrastive loss. Based on the observation that unreliable predictions usually get confused among only a few categories, U<sup>2</sup>PL+ alleviates this problem by discriminating the unlikely categories of unreliable pixels.

In the field of domain adaptive semantic segmentation, only a few methods apply contrastive learning. PLCA [113] adopts pixel-level cycle association in conducting positive pairs. Zhou *et al.* [114] apply regional contrastive consistency regularization. T2S-DA [29] introduces an image translation engine to ensure cross-domain positive pairs are matched precisely. The underlying motivation of these methods is to build a category-discriminative target representation space. However, we focus on how to make full use of unreliable pixels, which is quite different from existing contrastive learning-based DA alternatives.

Contrastive learning is also studied in weakly supervised semantic segmentation. For instance, Du *et al.* [84]

proposes pixel-to-prototype contrast to improve the quality of CAMs by pulling pixels close to their positive prototypes. Ru *et al.* [85] extend this idea by incorporating the self-attention map of ViTs. On the contrary, the goal of using contrastive learning in U<sup>2</sup>PL+ is *not* to improve the quality of CAMs. The contrast of U<sup>2</sup>PL+ is conducted after CAM values are obtained with the goal of fully using unreliable predictions.

**Negative learning** aims at decreasing the risk of incorrect information by lowering the probability of negative samples [115], [116], [117], [118], but those negative samples are usually selected with *high* confidence. In other words, these methods still utilize pixels with *reliable negative predictions*. By contrast, we propose to make sufficient use of those unreliable predictions, instead of simply filtering them out.

### 3 METHOD

In this section, we first introduce background knowledge of label-efficient semantic segmentation in Sec. 3.1. Next, the elaboration of U<sup>2</sup>PL+ is described in Sec. 3.2. In Sec. 3.3 and Sec. 3.4, we introduce how to filter high-quality pseudo-labels and the denoising technique, respectively. Then, in Sec. 3.5, we specify how U<sup>2</sup>PL+ can be used in three label-efficient learning tasks, *i.e.*, semi-supervised/domain adaptive, and weakly supervised settings.

#### 3.1 Preliminaries

**Label-efficient semantic segmentation.** The common goal of label-efficient semantic segmentation methods is leveraging the *incomplete* set of labels  $\mathcal{Y} = \{\mathbf{y}_i\}_{i=1}^{N_l}$  to train a model that segments well on the whole set of images  $\mathcal{X} = \{\mathbf{x}_i\}_{i=1}^N$ , where  $N$  indicates the total images and  $N_l$  is the number of labeled samples.  $\mathbf{x}_i \in \mathbb{R}^{H \times W \times 3}$  where  $H$  and  $W$  are input resolutions. The first  $N_l$  image samples  $\mathcal{X}_l = \{\mathbf{x}_i^l\}_{i=1}^{N_l}$  are matched with unique labels, and they consist of the labeled set  $\mathcal{D}_l = \{(\mathbf{x}_i^l, \mathbf{y}_i^l)\}_{i=1}^{N_l}$ , while the remaining samples consist of the unlabeled set  $\mathcal{D}_u = \{\mathbf{x}_i^u\}_{i=1}^{N_u}$ .

In practice, usually, we have  $N_l \ll N$  and each label  $\mathbf{y}_i \in \{0, 1\}^{H \times W \times C}$  is the one-hot pixel-level annotation, where  $C$  is the number of categories. The labeled set is collected from distribution  $\mathcal{P}$  while the unlabeled set is sampled from distribution  $\mathcal{Q}$ . A general case is  $\mathcal{P} \neq \mathcal{Q}$ , and thus the problem falls into *domain adaptive* semantic segmentation. Otherwise, if  $\mathcal{P} = \mathcal{Q}$ , it is usually treated as a *semi-supervised* semantic segmentation task.

However, when  $\mathcal{P} = \mathcal{Q}$  but those labels are not collected at pixel-level, it becomes *weakly supervised* semantic segmentation. Under such a setting, each image  $\mathbf{x}_i$  is matched with its corresponding weak label  $\mathbf{y}_i$ , such as image labels [37], bounding boxes [38], points [39], and scribbles [40], and thus  $N = N_l$ . This paper studies the image-level supervision setting, *i.e.*,  $\mathbf{y}_i \in \{0, 1\}^C$ , which is the most challenging scenario. Note that  $\mathbf{y}_i$  is not the one-hot label since each image usually contains more than one category.

The overall objective of both settings usually contains a supervised term  $\mathcal{L}_s$  and an unsupervised term  $\mathcal{L}_u$ :

$$\mathcal{L} = \mathcal{L}_s + \lambda_u \mathcal{L}_u, \quad (1)$$

where  $\lambda_u$  is the weight of the unsupervised loss, which controls the balance of these two terms. Next, we will introduce the conventional pipeline of different settings, respectively.

**Semi-supervised and domain adaptive semantic segmentation.** The typical paradigm of these two settings is the self-training framework [61], [101], which consists of two models with the same architecture, named *teacher* and *student*, respectively. These two models differ only when updating their weights.  $\theta_s$  indicates the weight of the student and is updated consistently with the common practice using back-propagation, while the teacher’s weights  $\theta_t$  are exponential moving average (EMA) updated by the student’s weights:

$$\theta_t \leftarrow m\theta_t + (1 - m)\theta_s, \quad (2)$$

where  $m$  is the momentum coefficient.

Each model consists of an encoder  $h$ , a segmentation head  $f$ , and a representation head  $g$  used only for U<sup>2</sup>PL+. At each training step, we equally sample  $B$  labeled images  $\mathcal{B}_l$  and  $B$  unlabeled images  $\mathcal{B}_u$ , and try to minimize Eq. (1). Mathematically,  $\mathcal{L}_s$  is the vanilla pixel-level cross-entropy:

$$\mathcal{L}_s = \frac{1}{|\mathcal{B}_l|} \sum_{(\mathbf{x}_i^l, \mathbf{y}_i^l) \in \mathcal{B}_l} \ell_{ce}(f \circ h(\mathbf{x}_i^l; \theta), \mathbf{y}_i^l), \quad (3)$$

$$\ell_{ce}(\mathbf{p}, \mathbf{y}) = -\mathbf{y}^\top \log \mathbf{p},$$

where  $\mathbf{x}_i^l$  indicates the  $i$ -th labeled image and  $\mathbf{y}_i^l$  represents the corresponding one-hot hand-annotated segmentation map.  $f \circ h$  is the composition function of  $h$  and  $f$ , which means the images are first fed into  $h$  and then  $f$  to get segmentation results. As the unsupervised term  $\mathcal{L}_u$ , we set it as the symmetric cross-entropy (SCE) loss [19] for a stable training procedure, especially in the early stage. When computing  $\mathcal{L}_u$ , we first take each unlabeled sample  $\mathbf{x}_i^u$  into the teacher model and get predictions. Then, based on the pixel-level entropy map, we ignore unreliable pseudo-labels. Specifically,

$$\mathcal{L}_u = \frac{1}{|\mathcal{B}_u|} \sum_{\mathbf{x}_i^u \in \mathcal{B}_u} \ell_{sce}(f \circ h(\mathbf{x}_i^u; \theta), \tilde{\mathbf{y}}_i^u), \quad (4)$$

$$\ell_{sce}(\mathbf{p}, \mathbf{y}) = \xi_1 \ell_{ce}(\mathbf{p}, \mathbf{y}) + \xi_2 \ell_{ce}(\mathbf{y}, \mathbf{p}),$$

where  $\tilde{\mathbf{y}}_i^u$  is the one-hot pseudo-label for the  $i$ -th unlabeled image. We set  $\xi_1$  to 1 and  $\xi_2$  to 0.1 follow [19] and [25].

By minimizing  $\mathcal{L}_s$  and  $\mathcal{L}_u$  *simultaneously*, the model is able to leverage both the small labeled set  $\mathcal{D}_l$  and the larger unlabeled set  $\mathcal{D}_u$ .

**Weakly supervised semantic segmentation using image-level labels.** Weakly supervised semantic segmentation methods aim to leverage CAMs [12] to produce pixel-level pseudo-masks first and then train a segmentation module synchronously [7], [100], *i.e.*, end-to-end, or asynchronously [84], [87], *i.e.*, multi-stage. We begin with a brief review of how to generate CAMs.

Given an image classifier, *e.g.*, ResNet [119] and ViT [45], we denote the last feature maps as  $\mathbf{F} \in \mathbb{R}^{d \times hw}$ , where  $hw$  is the spatial size and  $d$  indicates the channel dimension. The activation map  $\mathbf{M}^c$  for class  $c$  is generated via weighting the feature maps  $\mathbf{F}$  with their contribution to class  $c$ :

$$\mathbf{M}^c = \text{ReLU} \left( \sum_{i=1}^d \mathbf{w}_{c,i} \mathbf{F}_{i,:} \right), \quad (5)$$

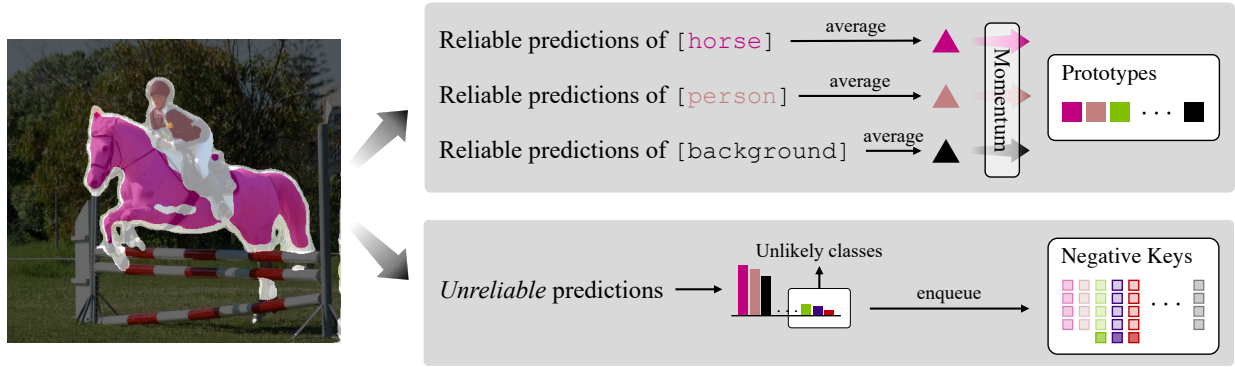


Fig. 3. **Illustration of U<sup>2</sup>PL+.** Segmentation predictions are first split into reliable ones and unreliable ones based on their pixel-level entropy. The reliable predictions are used to be the pseudo-labels and to compute category-wise prototypes. Each unreliable prediction is pushed into a category-wise memory bank and regarded as negative keys for its unlikely classes.

where  $\mathbf{w} \in \mathbb{R}^{C \times d}$  is the parameters of the last fully connected layers. Then, min-max normalization is applied to re-scale  $\mathbf{M}^c$  to  $[0, 1]$ .  $\beta \in (0, 1)$  is used to discriminate foreground regions from background, *i.e.*, when the value of  $\mathbf{M}^c$  of a particular pixel is larger than  $\beta$ , it is regarded as *reliable* predictions as well as pseudo-labels.

At each training step, we randomly sample  $B$  images and their corresponding image-level labels, resulting in a batch  $\mathcal{B} = \{\mathbf{x}_i, \mathbf{y}_i\}_{i=1}^B$ . Since we only have image-level labels this time, an additional MLP  $f_{\text{cls}}$  is introduced to perform image-level classification, and the supervised loss is thus the *multi-label* soft margin loss:

$$\mathcal{L}_s = \frac{1}{|\mathcal{B}|} \sum_{(\mathbf{x}_i, \mathbf{y}_i) \in \mathcal{B}} \ell_{ce}(f_{\text{cls}} \circ h(\mathbf{x}_i; \theta)). \quad (6)$$

As for the unsupervised term  $\mathcal{L}_u$ , it is the vanilla cross-entropy loss that leverages  $\mathbf{M}_i$  to be supervision signals:

$$\mathcal{L}_u = \frac{1}{|\mathcal{B}|} \sum_{(\mathbf{x}_i, \mathbf{y}_i) \in \mathcal{B}} \ell_{ce}(f \circ h(\mathbf{x}_i; \theta), \tilde{\mathbf{y}}_i), \quad (7)$$

where the pixel-level pseudo-label  $\tilde{\mathbf{y}}_i$  is generated by a simple threshold strategy following [7]:

$$\tilde{y}_{ic} = \mathbb{1}[\mathbf{M}_i^c > \beta], \quad (8)$$

where  $\mathbb{1}[\cdot]$  is the indicator function.

### 3.2 Elaboration of U<sup>2</sup>PL+

In label-efficient learning, discarding unreliable pseudo-labels is widely used to prevent performance degradation [11], [13], [14], [61]. However, such contempt for unreliable pseudo-labels may result in information loss. It is obvious that unreliable pseudo-labels can provide information for better discrimination. For example, the white cross in Fig. 2, is typically an unreliable pixel, whose distribution demonstrates its uncertainty to distinguish between class `person` and class `motorbike`. However, this distribution also demonstrates its certainty *not* to discriminate this pixel as class `car`, class `train`, class `bicycle`, and so on. Such characteristic gives us the main insight of using unreliable pseudo-labels for label-efficient semantic segmentation.

Mathematically, U<sup>2</sup>PL+ aims to recycle unreliable predictions into training by adding an extra term  $\mathcal{L}_c$  into Eq. (1). Therefore, the overall objective becomes to

$$\mathcal{L}_{\text{U}^2\text{PL}^+} = \mathcal{L}_s + \lambda_u \mathcal{L}_u + \lambda_c \mathcal{L}_c, \quad (9)$$

where  $\lambda_c$  is an extra weight to balance its contribution. Specifically,  $\mathcal{L}_c$  is the pixel-level InfoNCE [120] loss:

$$\mathcal{L}_c = -\frac{1}{C \times M} \sum_{c=0}^{C-1} \sum_{i=1}^M \log \left[ \frac{e^{\langle \mathbf{z}_{ci}, \mathbf{z}_{ci}^+ \rangle / \tau}}{e^{\langle \mathbf{z}_{ci}, \mathbf{z}_{ci}^+ \rangle / \tau} + \sum_{j=1}^N e^{\langle \mathbf{z}_{ci}, \mathbf{z}_{cij}^- \rangle / \tau}} \right], \quad (10)$$

where  $M$  is the total number of anchor pixels, and  $\mathbf{z}_{ci}$  denotes the representation of the  $i$ -th anchor of class  $c$ . Each anchor pixel is followed with a positive key and  $N$  negative keys, whose representations are  $\mathbf{z}_{ci}^+$  and  $\{\mathbf{z}_{cij}^-\}_{j=1}^N$ , respectively.  $\mathbf{z} = g \circ h(\mathbf{x})$  is the output of the representation head.  $\langle \cdot, \cdot \rangle$  is the cosine similarity between features from two different pixels, whose range is limited between  $-1$  to  $1$ , hence the need for temperature  $\tau$ . We set  $M = 256$ ,  $N = 50$  and  $\tau = 0.5$  in practice. How to select (a) anchor pixels (queries)  $\mathbf{z}_{ci}$ , (b) the positive key  $\mathbf{z}_{ci}^+$  for each anchor, and (c) negative keys  $\mathbf{z}_{cij}^-$  for each anchor, is different among different label-efficient settings.

Fig. 3 illustrates how U<sup>2</sup>PL+ conducts contrastive pairs. Concretely, predictions are first split into reliable ones and unreliable ones by leveraging the pixel-level entropy map. Reliable predictions (pixels marked in color other than white) are first averaged and then used to update category-wise prototypes, which are served as positive keys for given queries. Unreliable predictions (pixels marked in white) are served as negative keys regarding unlikely classes and are pushed into category-wise memory banks.

Next, we introduce how to apply U<sup>2</sup>PL+ to label-efficient semantic segmentation as follows. Specifically, we first introduce how we produce pseudo-labels in Sec. 3.3. Next, denoising techniques are described in Sec. 3.4. Finally, how to sample contrastive pairs are explored in Sec. 3.5. Note that pseudo-labeling and denoising is used only in semi-supervised and domain-adaptive semantic segmentation.

### 3.3 Pseudo-Labeling

To avoid overfitting incorrect pseudo-labels, we utilize entropy of every pixel's probability distribution to filter high quality pseudo-labels for further supervision. Specifically, we denote  $\mathbf{p}_{ij} \in \mathbb{R}^C$  as the softmax probabilities generated by the segmentation head of the teacher model for the  $i$ -th

unlabeled image at pixel  $j$ , where  $C$  is the number of classes. Its entropy is computed by:

$$\mathcal{H}(\mathbf{p}_{ij}) = - \sum_{c=0}^{C-1} p_{ij}(c) \log p_{ij}(c), \quad (11)$$

where  $p_{ij}(c)$  is the value of  $\mathbf{p}_{ij}$  at  $c$ -th dimension.

Then, we define pixels whose entropy on top  $\alpha_t$  as unreliable pseudo-labels at training epoch  $t$ . Such unreliable pseudo-labels are not qualified for supervision. Therefore, we define the pseudo-label for the  $i$ -th unlabeled image at pixel  $j$  as:

$$\hat{y}_{ij}^u = \begin{cases} \arg \max_c p_{ij}(c), & \text{if } \mathcal{H}(\mathbf{p}_{ij}) < \gamma_t, \\ \text{ignore}, & \text{otherwise,} \end{cases} \quad (12)$$

where  $\gamma_t$  represents the entropy threshold at  $t$ -th training step. We set  $\gamma_t$  as the quantile corresponding to  $\alpha_t$ , i.e.,  $\gamma_t = \text{np.percentile}(\text{H.flatten}(), 100 * (1 - \alpha_t))$ , where  $\text{H}$  is per-pixel entropy map. We adopt the following adjustment strategies in the pseudo-labeling process for better performance.

**Dynamic Partition Adjustment.** During the training procedure, the pseudo-labels tend to be reliable gradually. Base on this intuition, we adjust unreliable pixels' proportion  $\alpha_t$  with linear strategy every epoch:

$$\alpha_t = \alpha_0 \cdot \left( 1 - \frac{t}{\text{total epoch}} \right), \quad (13)$$

where  $\alpha_0$  is the initial proportion and is set to 20%, and  $t$  is the current training epoch.

**Adaptive Weight Adjustment.** After obtaining reliable pseudo-labels, we involve them in the unsupervised loss in Eq. (4). The weight  $\lambda_u$  for this loss is defined as the reciprocal of the percentage of pixels with entropy smaller than threshold  $\gamma_t$  in the current mini-batch multiplied by a base weight  $\eta$ :

$$\lambda_u = \eta \cdot \frac{|\mathcal{B}_u| \times H \times W}{\sum_{i=1}^{|\mathcal{B}_u|} \sum_{j=1}^{H \times W} \mathbb{1}[\hat{y}_{ij}^u \neq \text{ignore}]}, \quad (14)$$

where  $\mathbb{1}(\cdot)$  is the indicator function and  $\eta$  is set to 1.

### 3.4 Pseudo-Label Denoising

It is widely known that self-training-based methods often suffer a lot from confirmation bias [18]. Filtering reliable pseudo-labels [13], [14] (which has been introduced in Sec. 3.3) and applying strong data augmentation [58], [59], [60] are two typical ways to face this issue. However, considering the domain shift between the labeled source domain and the unlabeled target domain, the model tends to be over-confident [25] and there is not enough to simply select pseudo-labels based on their reliability. To this end, we maintain a prototype for each class and use them to denoise those pseudo-labels.

Let  $\mathbf{z}_c^{\text{proto}}$  be the prototype of class  $c$ , as known as the center of the representation space  $\mathcal{P}_c$

$$\mathbf{z}_c^{\text{proto}} = \frac{1}{|\mathcal{P}_c|} \sum_{\mathbf{z}_c \in \mathcal{P}_c} \mathbf{z}_c, \quad (15)$$

and concretely,  $\mathcal{P}_c$  contains all labeled pixels belongs to class  $c$  and reliable unlabeled pixels predicted to probably belongs to class  $c$ :

$$\mathcal{P}_c = \mathcal{P}_c^l \cup \mathcal{P}_c^u, \quad (16)$$

where  $\mathcal{P}_c^l$  and  $\mathcal{P}_c^u$  denote the representation space of labeled pixels and unlabeled pixels respectively:

$$\begin{aligned} \mathcal{P}_c^l &= \{ \mathbf{z}_{ij} = g \circ h(\mathbf{x}_i^l; \theta_t)_j \mid y_{ij} = c, (\mathbf{x}_i^l, \mathbf{y}_i) \in \mathcal{B}_l \}, \\ \mathcal{P}_c^u &= \{ \mathbf{z}_{ij} = g \circ h(\mathbf{x}_i^u; \theta_t)_j \mid \hat{y}_{ij} = c, (\mathbf{x}_i^u, \hat{\mathbf{y}}_i) \in \mathcal{B}_u \}, \end{aligned} \quad (17)$$

where index  $i$  means the  $i$ -th labeled (unlabeled) image, and index  $j$  means the  $j$ -th pixel of that image.

**Momentum Prototype.** For the stability of training, all representations are supposed to be consistent [121], forwarded by the teacher model hence, and are momentum updated by the centroid in the current mini-batch. Specifically, for each training step, the prototype of class  $c$  is estimated as

$$\mathbf{z}_c^{\text{proto}} \leftarrow m^{\text{proto}} \mathbf{z}_c^{\text{proto}} + (1 - m^{\text{proto}}) \mathbf{z}_c^{\text{proto}}, \quad (18)$$

where  $\mathbf{z}_c^{\text{proto}}$  is the current center defined by Eq. (15) and  $\mathbf{z}_c^{\text{proto}}$  is the prototype for last training step, and  $m^{\text{proto}}$  is the momentum coefficient which is set to 0.999.

**Prototypical Denoising.** Let  $\mathbf{w}_i \in \mathbb{R}^C$  be the weight between  $i$ -th unlabeled image  $\mathbf{x}_i^u$  and each class. Concretely, we define  $w_i(c)$  as the softmax over feature distances to prototypes:

$$w_i(c) = \frac{\exp(-\|f(\mathbf{x}_i^u; \theta_t) - \mathbf{z}_c^{\text{proto}}\|)}{\sum_{c=1}^C \exp(-\|f(\mathbf{x}_i^u; \theta_t) - \mathbf{z}_c^{\text{proto}}\|)}. \quad (19)$$

Then, we get denoised prediction vector  $\mathbf{p}_{ij}^*$  for pixel  $j$  of  $i$ -th unlabeled image based on its original prediction vector  $\mathbf{p}_{ij}$  and class weight  $w_{ic}$ :

$$\mathbf{p}_{ij}^* = \mathbf{w}_i \odot \mathbf{p}_{ij}, \quad (20)$$

where  $\odot$  denotes the element-wise dot.

Finally, we take  $\mathbf{p}_{ij}^*$  into Eq. (12) and get denoised pseudo-label  $\tilde{y}_{ij}^u = \arg \max_c p_{ij}^*$  for pixel  $j$  of the  $i$ -th unlabeled image in Eq. (4).

### 3.5 Contrastive Pairs Sampling

Formulated in Eq. (10), our  $U^2\text{PL}+$  aims to make sufficient use of unreliable predictions by leveraging an extra contrastive objective that pulls positive pairs  $(\mathbf{z}, \mathbf{z}^+)$  together while pushes negatives pairs  $(\mathbf{z}, \mathbf{z}^-)$  away. In the following, we provide a detailed description on conducting contrastive pairs for both settings.

#### 3.5.1 For SS and DA Settings

**Anchor Pixels (Queries).** During training, we sample anchor pixels (queries) for each class that appears in the current mini-batch. We denote the set of features of all labeled candidate anchor pixels for class  $c$  as  $\mathcal{A}_c^l$ ,

$$\mathcal{A}_c^l = \{ \mathbf{z}_{ij} \mid y_{ij} = c, p_{ij}(c) > \delta_p \}, \quad (21)$$

where  $y_{ij}$  is the ground truth for the  $j$ -th pixel of labeled image  $i$ , and  $\delta_p$  denotes the positive threshold for a particular class and is set to 0.3 following [109].  $\mathbf{z}_{ij}$  means

the representation of the  $j$ -th pixel of labeled image  $i$ . For unlabeled data, counterpart  $\mathcal{A}_c^u$  can be computed as:

$$\mathcal{A}_c^u = \{\mathbf{z}_{ij} \mid \tilde{y}_{ij} = c, p_{ij}(c) > \delta_p\}. \quad (22)$$

It is similar to  $\mathcal{A}_c^l$ , and the only difference is that we use pseudo-label  $\tilde{y}_{ij}$  based on Eq. (12) rather than the hand-annotated label, which implies that qualified anchor pixels are reliable, *i.e.*,  $\mathcal{H}(\mathbf{p}_{ij}) \leq \gamma_t$ . Therefore, for class  $c$ , the set of all qualified anchors is

$$\mathcal{A}_c = \mathcal{A}_c^l \cup \mathcal{A}_c^u. \quad (23)$$

**Positive Keys.** The positive sample is the same for all anchors from the same class. It is the prototype of class  $c$  defined in Eq. (15):

$$\mathbf{z}_c^+ = \mathbf{z}_c^{\text{proto}}. \quad (24)$$

**Negative Keys.** We define a binary variable  $n_{ij}(c)$  to identify whether the  $j$ -th pixel of image  $i$  is qualified to be negative samples of class  $c$ .

$$n_{ij}(c) = \begin{cases} n_{ij}^l(c), & \text{if image } i \text{ is labeled,} \\ n_{ij}^u(c), & \text{otherwise,} \end{cases} \quad (25)$$

where  $n_{ij}^l(c)$  and  $n_{ij}^u(c)$  are indicators of whether the  $j$ -th pixel of labeled and unlabeled image  $i$  is qualified to be negative samples of class  $c$  respectively.

For  $i$ -th labeled image, a qualified negative sample for class  $c$  should be: (a) not belonging to class  $c$ ; (b) difficult to distinguish between class  $c$  and its ground-truth category. Therefore, we introduce the pixel-level category order  $\mathcal{O}_{ij} = \text{argsort}(\mathbf{p}_{ij})$ . Obviously, we have  $\mathcal{O}_{ij}(\arg \max \mathbf{p}_{ij}) = 0$  and  $\mathcal{O}_{ij}(\arg \min \mathbf{p}_{ij}) = C - 1$ .

$$n_{ij}^l(c) = \mathbb{1}[y_{ij} \neq c] \cdot \mathbb{1}[0 \leq \mathcal{O}_{ij}(c) < r_l], \quad (26)$$

where  $r_l$  is the low-rank threshold and is set to 3. The two indicators reflect features (a) and (b) respectively.

For  $i$ -th unlabeled image, a qualified negative sample for class  $c$  should: (a) be unreliable; (b) probably not belongs to class  $c$ ; (c) not belongs to most unlikely classes. Similarly, we also use  $\mathcal{O}_{ij}$  to define  $n_{ij}^u(c)$ :

$$n_{ij}^u(c) = \mathbb{1}[\mathcal{H}(\mathbf{p}_{ij}) > \gamma_t] \cdot \mathbb{1}[r_l \leq \mathcal{O}_{ij}(c) < r_h], \quad (27)$$

where  $r_h$  is the high-rank threshold and is set to 20. Finally, the set of negative samples of class  $c$  is

$$\mathcal{N}_c = \{\mathbf{z}_{ij} \mid n_{ij}(c) = 1\}. \quad (28)$$

**Category-wise Memory Bank.** Due to the long tail phenomenon of the dataset, negative candidates in some particular categories are extremely limited in a mini-batch. In order to maintain a stable number of negative samples, we use category-wise memory bank  $\mathcal{Q}_c$  (FIFO queue) to store the negative samples for class  $c$ .

Finally, the whole process to use unreliable pseudo-labels is shown in Algorithm 1. All features of anchors are attached to the gradient, and come from the student hence, while features of positive and negative samples are from the teacher.

---

**Algorithm 1: Using Unreliable Pseudo-Labels**


---

```

1 Initialize  $\mathcal{L} \leftarrow 0$ ;
2 Sample labeled images  $\mathcal{B}_l$  and unlabeled images  $\mathcal{B}_u$ ;
3 for  $\mathbf{x}_i \in \mathcal{B}_l \cup \mathcal{B}_u$  do
4   Get probabilities:  $\mathbf{p}_i \leftarrow f \circ h(\mathbf{x}_i; \theta_t)$ ;
5   Get representations:  $\mathbf{z}_i \leftarrow g \circ h(\mathbf{x}_i; \theta_s)$ ;
6   for  $c \leftarrow 0$  to  $C - 1$  do
7     Get anchors  $\mathcal{A}_c$  based on Eq. (23) or Eq. (29);
8     Sample  $M$  anchors:  $\mathcal{B}_A \leftarrow \text{sample}(\mathcal{A}_c)$ ;
9     Get negatives  $\mathcal{N}_c$  based on Eq. (28) or Eq. (31);
10    Push  $\mathcal{N}_c$  into memory bank  $\mathcal{Q}_c$ ;
11    Pop oldest ones out of  $\mathcal{Q}_c$  if necessary;
12    Sample  $N$  negatives:  $\mathcal{B}_N \leftarrow \text{sample}(\mathcal{Q}_c)$ ;
13    Get  $\mathbf{z}^+$  based on Eq. (24) or Eq. (30);
14     $\mathcal{L} \leftarrow \mathcal{L} + \ell(\mathcal{B}_A, \mathcal{B}_N, \mathbf{z}^+)$  based on Eq. (10);
15  end
16 end
```

**Output:** contrastive loss  $\mathcal{L}_c \leftarrow \frac{1}{|\mathcal{B}| \times C} \mathcal{L}$

---

### 3.5.2 For the WS Setting

The main difference when applying U<sup>2</sup>PL+ to the WS setting is we do not have any pixel-level annotations now, and thus Eqs. (21) and (26) are invalid. Also, pseudo-labeling and denoising techniques introduced in Secs. 3.3 and 3.4 are *not* necessary here. This is because applying a simple threshold  $\beta \in (0, 1)$  to re-scaled CAMs  $\mathbf{M}^c$  to discriminate foreground regions from the background is effective [7]. To this end, the elaboration of U<sup>2</sup>PL+ on weakly supervised semantic segmentation becomes much easier. Next, how to select (1) anchor pixels, (2) positive keys, and (3) negative keys, are described in detail.

**Anchor Pixels (Queries).** This time, as segmentation maps of the whole dataset  $\mathcal{D}$  are inaccessible, we cannot sample anchors using ground-truth labels as Eq. (21) does. Instead, we simply regard those pixels with a value of CAM larger than  $\beta$  as candidates:

$$\mathcal{A}_c = \{\mathbf{z}_{ij} \mid \mathbf{M}_{ij}^c > \beta\}. \quad (29)$$

**Positive Keys.** Similarly, positive keys for each query  $\mathbf{q}_c \in \mathcal{A}_c$  are the prototype of class  $c$ , *i.e.*,  $\mathbf{z}_c^+ = \mathbf{z}_c^{\text{proto}}$ . Similarly, the prototypes are momentum updated described in Eq. (18), but category-wise centroids of the current mini-batch  $\mathbf{z}_c^{\text{proto}}$  are computed by

$$\mathbf{z}_c^{\text{proto}} = \frac{1}{|\mathcal{A}_c|} \sum_{\mathbf{z}_c \in \mathcal{A}_c} \mathbf{z}_c. \quad (30)$$

**Negative Keys.** Determining negative keys is much easier under the weakly supervised setting because a set of image-level labels is given for each image. Concretely, given a image  $\mathbf{x}_i$ , its image-level label is  $\mathbf{y}_i \in \{0, 1\}^C$ , where  $y_i^c = 1$  indicates that class  $c$  exists in this image and vice versa. Therefore, the indicator  $n_{ij}(c)$  representing whether pixel  $j$  from the  $i$ -th image is a qualified negative key for class  $c$  naturally becomes

$$n_{ij}(c) = \mathbb{1}[y_i^c = 0] \text{ or } \mathbb{1}[\mathbf{M}_{ij}^c < \beta], \quad (31)$$

where the first term  $\mathbb{1}[y_i^c = 0]$  means this image does not contain category  $c$  at all, while the second term  $\mathbb{1}[\mathbf{M}_{ij}^c < \beta]$

indicates this prediction is *unreliable* to determine the pixel belongs to category  $c$ . The prediction becomes a qualified negative key when *either* of these two conditions is met.

## 4 EXPERIMENTS

We conduct experiments on (1) semi-supervised, (2) domain adaptive, and (3) weakly supervised semantic segmentation benchmarks to verify the effectiveness of U<sup>2</sup>PL+. The settings, baselines, and quantitative and qualitative results are provided in Secs. 4.1 to 4.3. Due to limited computational resources, ablation studies are conducted only on semi-supervised benchmarks.

### 4.1 Experiments on Semi-Supervised Segmentation

In this section, we provide experimental results on semi-supervised semantic segmentation benchmarks. We first describe the experimental setup, including datasets, network structure, evaluation metric, and implementation details. Then, we compare with recent methods in Sec. 4.1.1, and perform ablation studies on both PASCAL VOC 2012 and Cityscapes in Sec. 4.1.2. Moreover, in Sec. 4.1.3, we provide qualitative segmentation results.

**Datasets.** In *semi-supervised semantic segmentation*, PASCAL VOC 2012 [17] and Cityscapes [5] are two widely used datasets for evaluation. PASCAL VOC 2012 [17] Dataset is a standard semantic segmentation benchmark with 20 semantic classes of objects and 1 class of background. The training set and the validation set include 1,464 and 1,449 images respectively. Following [13], [20], [102], we use SBD [122] as the augmented set with 9,118 additional training images. Since the SBD [122] dataset is coarsely annotated, PseudoSeg [14] takes only the standard 1,464 images as the whole labeled set, while other methods [20], [102] take all 10,582 images as candidate labeled data. Therefore, we evaluate our method on both the *classic* set (1,464 candidate labeled images) and the *blender* set (10,582 candidate labeled images). Cityscapes [5], a dataset designed for urban scene understanding, consists of 2,975 training images with fine-annotated masks and 500 validation images. For each dataset, we compare U<sup>2</sup>PL+ with other methods under 1/2, 1/4, 1/8, and 1/16 partition protocols.

**Network Structure.** For *SS segmentation*, we use ResNet-101 [119] pre-trained on ImageNet-1K [123] as the backbone and DeepLabv3+ [43] as the decoder. The representation head consists of two Conv-BN-ReLU blocks, where both blocks preserve the feature map resolution, and the first block halves the number of channels, mapping the extracted features into 256 dimensional representation space. The architecture of the representation head remains the same in three different settings.

**Evaluation Metric.** We adopt the mean of Intersection over Union (mIoU) as the metric to evaluate these cropped images. For the SS segmentation task, all results are measured on the *val* set on both Cityscapes [5] and PASCAL VOC 2012 [17], where VOC images are center cropped to a fixed resolution while slide window evaluation is used for Cityscapes following common practices [8], [102].

**Implementation Details.** For the training on the *blender* and *classic* PASCAL VOC 2012 dataset, we use stochastic

TABLE 1

Comparison with state-of-the-art methods on *classic* PASCAL VOC 2012 *val* set under different partition protocols. The labeled images are selected from the original VOC *train* set, which consists of 1,464 samples in total. The fractions denote the percentage of labeled data used for training, followed by the actual number of images. All the images from SBD [122] are regarded as unlabeled data. “SupOnly” stands for supervised training without using any unlabeled data. † means we reproduce the approach. The best performances are highlighted in **bold** font and the second scores are underlined.

Method	1/16 (92)	1/8 (183)	1/4 (366)	1/2 (732)	Full (1464)
SupOnly	45.77	54.92	65.88	71.69	72.50
MT <sup>†</sup> [101]	51.72	58.93	63.86	69.51	70.96
CutMix <sup>†</sup> [23]	52.16	63.47	69.46	73.73	76.54
PseudoSeg [14]	57.60	65.50	69.14	72.41	73.23
PC <sup>2</sup> Seg [112]	57.00	66.28	69.78	73.05	74.15
U <sup>2</sup> PL	<u>67.98</u>	<u>69.15</u>	<u>73.66</u>	<u>76.16</u>	<u>79.49</u>
U <sup>2</sup> PL+	<b>69.29</b>	<b>73.40</b>	<b>75.03</b>	<b>77.09</b>	<b>79.52</b>

gradient descent (SGD) optimizer with initial learning rate 0.001, weight decay as 0.0001, crop size as  $513 \times 513$ , batch size as 16 and training epochs as 80. For the training on the Cityscapes dataset, we also use stochastic gradient descent (SGD) optimizer with an initial learning rate of 0.01, weight decay as 0.0005, crop size as  $769 \times 769$ , batch size as 16 and training epochs as 200. In all experiments, the decoder’s learning rate is ten times that of the backbone. We use the poly scheduling to decay the learning rate during the training process:  $lr = lr_{\text{base}} \cdot \left(1 - \frac{\text{iter}}{\text{total iter}}\right)^{0.9}$ . All SS experiments are conducted with 8 Tesla V100 GPUs.

#### 4.1.1 Comparison with State-of-the-Art Alternatives

We compare our method with following recent representative semi-supervised semantic segmentation methods: Mean Teacher (MT) [101], CCT [24], GCT [124], PseudoSeg [14], CutMix [23], CPS [20], PC<sup>2</sup>Seg [112], AEL [102]. We reimplement MT [101], CutMix [59] for a fair comparison. For Cityscapes [5], we also reproduce CPS [20] and AEL [102]. All results are equipped with the same network architecture (DeepLabv3+ as decoder and ResNet-101 as encoder). It is important to note the *classic* PASCAL VOC 2012 Dataset and *blender* PASCAL VOC 2012 Dataset only differ in the training set. Their validation set is the same with 1,449 images.

**Results on *classic* PASCAL VOC 2012 Dataset.** Tab. 1 compares our method with the other state-of-the-art methods on *classic* PASCAL VOC 2012 Dataset. U<sup>2</sup>PL+ outperforms the supervised baseline by +23.52%, +18.48%, +9.15%, +5.40%, and +7.02% under 1/16, 1/8, 1/4, 1/2, and “full” partition protocols respectively, indicating that semi-supervised learning fully mines the inherent information of unlabeled images. When comparing to state-of-the-arts, our U<sup>2</sup>PL+ outperforms PC<sup>2</sup>Seg under all partition protocols by +12.29%, +7.12%, +5.25%, +4.04%, and +5.37% respectively. Note that when labeled data is extremely limited, *e.g.*, when we only have 92 labeled data, our U<sup>2</sup>PL+ outperforms previous methods by a large margin (+12.29% under 1/16 split for *classic* PASCAL VOC 2012), proving the efficiency of using unreliable pseudo-labels. Furthermore, by introducing extra strategies, U<sup>2</sup>PL+ can outperform its previous version U<sup>2</sup>PL by +1.31%, +4.25%, +1.37%, +0.93%, and +0.03% respectively. The fewer labeled images we have, the



TABLE 2

Comparison with state-of-the-art methods on *blender* PASCAL VOC 2012 val set and Cityscapes val set under different partition protocols. For *blender* VOC, all labeled images are selected from the augmented VOC train set, which consists of 10,582 samples in total. For Cityscapes, all labeled images are selected from the Cityscapes train set, which contains 2,975 samples in total. ‘‘SupOnly’’ stands for supervised training without using any unlabeled data. † means we reproduce the approach. The best performances are highlighted in **bold** font and the second scores are underlined.

Method	Blender PASCAL VOC 2012				Method	Cityscapes			
	1/16 (662)	1/8 (1323)	1/4 (2646)	1/2 (5291)		1/16 (186)	1/8 (372)	1/4 (744)	1/2 (1488)
SupOnly	67.87	71.55	75.80	77.13	SupOnly	65.74	72.53	74.43	77.83
MT† [101]	70.51	71.53	73.02	76.58	MT† [101]	69.03	72.06	74.20	78.15
CutMix† [23]	71.66	75.51	77.33	78.21	CutMix† [23]	67.06	71.83	76.36	78.25
CCT [24]	71.86	73.68	76.51	77.40	CCT [24]	69.32	74.12	75.99	78.10
GCT [124]	70.90	73.29	76.66	77.98	GCT [124]	66.75	72.66	76.11	78.34
CPS [20]	74.48	76.44	77.68	78.64	CPS† [20]	69.78	74.31	74.58	76.81
AEL [102]	77.20	77.57	78.06	80.29	AEL† [102]	74.45	75.55	77.48	79.01
U <sup>2</sup> PL	<u>77.21</u>	<u>79.01</u>	<u>79.30</u>	<u>80.50</u>	U <sup>2</sup> PL	<u>74.90</u>	<u>76.48</u>	<u>78.51</u>	<u>79.12</u>
U <sup>2</sup> PL+	<b>77.23</b>	<b>79.35</b>	<b>80.21</b>	<b>80.78</b>	U <sup>2</sup> PL+	<b>76.09</b>	<b>78.00</b>	<b>79.02</b>	<b>79.62</b>

TABLE 3

**Ablation study on using pseudo pixels with different reliability as negative keys.** The reliability is measured by the entropy of pixel-wise prediction (see Sec. 3.5). ‘‘U’’ denotes *unreliable*, which takes pixels with the *top 20%* highest entropy scores as negative candidates. ‘‘R’’ indicates *reliable*, and means the *bottom 20%* counterpart. We prove this effectiveness under 1/4 and 1/8 partition protocols on *blender* PASCAL VOC 2012 val set, and 1/2 and 1/4 partition protocols on Cityscapes val set, respectively. The best performances are highlighted in **bold** font and the second scores are underlined.

$D_l$	$D_u$		Blender VOC		Cityscapes	
	R	U	1/8 (1323)	1/4 (2646)	1/4 (744)	1/2 (1488)
✓			74.29	75.76	74.39	78.10
	✓		75.15	76.48	74.60	77.93
		✓	<u>78.37</u>	<u>79.01</u>	<u>77.19</u>	<u>78.16</u>
✓	✓		77.30	77.35	75.16	77.19
✓		✓	<b>79.35</b>	<b>80.21</b>	<b>79.02</b>	<b>79.62</b>
✓	✓	✓	77.40	77.57	74.51	76.96

TABLE 4

**Ablation study on the effectiveness of various components in our U<sup>2</sup>PL+,** including unsupervised loss  $\mathcal{L}_u$ , contrastive loss  $\mathcal{L}_c$ , category-wise memory bank  $\mathcal{Q}_c$ , Prototypical Denoising (PD), Momentum Prototype (MP), Symmetric Cross-Entropy (SCE) for unlabeled images, Dynamic Partition Adjustment (DPA), Probability Rank Threshold (PRT), and using unreliable pseudo-labels in contrastive learning (Un).

$\mathcal{L}_c$	$\mathcal{Q}_c$	PD	MP	SCE	DPA	PRT	Un	1/4 (2646)
								77.33
✓								77.08
✓	✓					✓	✓	78.49
✓	✓				✓		✓	79.07
✓	✓				✓	✓		77.57
✓	✓				✓	✓	✓	79.30
		✓						77.93
				✓				77.69
		✓		✓				78.01
		✓	✓	✓				78.24
✓	✓	✓	✓	✓	✓	✓	✓	<b>80.21</b>

larger improvement it brings, indicating that U<sup>2</sup>PL+ is more capable to deal with training noise than U<sup>2</sup>PL.

**Results on *blender* PASCAL VOC 2012 Dataset.** Tab. 2 shows the comparison results on *blender* PASCAL VOC 2012 Dataset. Our method U<sup>2</sup>PL+ outperforms all the other methods under various partition protocols. Compared with the supervised baseline, U<sup>2</sup>PL+ achieves improvements of +9.36%, +7.80%, +4.41% and +3.65% under 1/16, 1/8,

TABLE 5

**Ablation study on prototypical denoising (PD) on *blender* PASCAL VOC 2012 val set** under different partition protocols.

	1/16 (662)	1/8 (1323)	1/4 (2646)	1/2 (5291)
U <sup>2</sup> PL+ (w/o PD)	77.09	79.10	79.48	80.43
U <sup>2</sup> PL+ (w/ PD)	<b>77.23</b>	<b>79.35</b>	<b>80.21</b>	<b>80.78</b>

TABLE 6

**Ablation study on  $\beta$  introduced in Eq. (18) on *blender* PASCAL VOC val set and Cityscapes val set.**

$\beta$	Blender VOC		Cityscapes	
	1/8 (1323)	1/4 (2646)	1/4 (744)	1/2 (1488)
0.9	79.07	79.29	77.81	78.51
0.99	78.91	79.37	77.93	78.54
0.999	<b>79.35</b>	<b>80.21</b>	<b>79.02</b>	<b>79.62</b>
0.9999	79.18	79.91	78.82	79.11

1/4 and 1/2 partition protocols respectively. Compared with the existing state-of-the-art methods, U<sup>2</sup>PL+ surpasses them under all partition protocols. Especially under 1/8 protocol and 1/4 protocol, U<sup>2</sup>PL+ outperforms AEL by +1.78% and +2.15%. When comparing U<sup>2</sup>PL+ to its previous version U<sup>2</sup>PL, it brings improvements of +0.02%, +0.34%, +0.91%, and +0.28% respectively. Compare to the classic VOC counterpart, it seems that U<sup>2</sup>PL+ may struggle to bring significant improvements when we access adequate labeled images (*i.e.*, the number of labeled data is extended from 1,464 to 10,582).

**Results on Cityscapes Dataset.** Tab. 2 illustrates the comparison results on the Cityscapes val set. U<sup>2</sup>PL+ improves the supervised only baseline by +10.35%, +5.47%, +4.59% and +1.79% under 1/16, 1/8, 1/4, and 1/2 partition protocols, and outperforms existing state-of-the-art methods by a notable margin. In particular, U<sup>2</sup>PL+ outperforms AEL by +1.64%, +2.45%, +1.54% and +0.61% under 1/16, 1/8, 1/4, and 1/2 partition protocols. Compared to its previous version U<sup>2</sup>PL, U<sup>2</sup>PL+ achieves improvements of +1.19%, +1.52%, +0.51%, and +0.50% respectively.

#### 4.1.2 Ablation Studies

In this section, we first design experiments in Tab. 3 to validate our main insight: using unreliable pseudo-labels is significant for semi-supervised semantic segmentation.

TABLE 7  
Ablation study on  $(\xi_1, \xi_2)$  on *blender* PASCAL VOC 2012 val set and Cityscapes val set.

$\xi_1$	$\xi_2$	Blender VOC		Cityscapes	
		1/8 (1323)	1/4 (2646)	1/8 (372)	1/4 (744)
0	1	77.76	78.63	76.71	78.02
1	0	79.06	79.68	77.03	78.53
0.1	1	79.11	79.83	77.43	78.72
1	0.5	<b>79.35</b>	<b>80.21</b>	<b>78.00</b>	<b>79.02</b>
0.5	0.5	79.33	80.20	77.79	78.81

TABLE 8  
Ablation study on PRT on PASCAL VOC 2012 val set and Cityscapes val set.

$r_l$	$r_h$	Blender VOC		Cityscapes	
		1/8 (1323)	1/4 (2646)	1/8 (372)	1/4 (744)
1	3	78.57	79.03	73.44	77.27
1	20	78.64	79.07	75.03	78.04
3	10	78.27	78.91	76.12	78.01
3	20	<b>79.35</b>	<b>80.21</b>	<b>78.00</b>	<b>79.02</b>
10	20	78.62	78.94	75.33	77.18

Next, we ablate each component of our proposed U<sup>2</sup>PL+ in Tab. 4, including using contrastive learning ( $\mathcal{L}_c$ ), applying a memory bank to store abundant negative samples ( $\mathcal{Q}_c$ ), prototype-based pseudo-labels denoising (PD), momentum prototype (MP), using symmetric cross-entropy for unlabeled images (SCE), dynamic partition adjustment (DPA), probability rank threshold (PRT), and only regard unreliable pseudo-labels as negative samples (Un). In Tab. 5, we evaluate the performance of prototypical denoising under different partition protocols on both PASCAL VOC 2012 and Cityscapes. Finally, we ablate the hyper-parameter  $\beta$  for momentum prototype,  $(\xi_1, \xi_2)$  for symmetric cross-entropy loss,  $(r_l, r_h)$  for probability rank threshold, initial reliable-unreliable partition  $\alpha_0$ , base learning rate  $lr_{\text{base}}$ , and temperature  $\tau$ , respectively.

**Effectiveness of Using Unreliable Pseudo-Labels.** To prove our core insight, *i.e.*, using unreliable pseudo-labels promotes semi-supervised semantic segmentation, we conduct experiments about selecting negative candidates (which is described in Sec. 3.5) with different reliability, *i.e.*, whether to regard only unreliable pseudo-labels to be negative samples of a particular query.

Tab. 3 demonstrates the mIoU results on PASCAL VOC 2012 val set and Cityscapes val set, respectively. Containing “U” in negative keys outperforms other options, proving using unreliable pseudo-labels does help, and our U<sup>2</sup>PL+ fully mines the information of all pixels, especially those unreliable ones. Note that “R” in Tab. 3 indicates negative keys in memory banks are reliable. Containing both “U” and “R” means that all features are stored in memory banks without filtering. It is worth noticing that containing features from labeled set  $\mathcal{D}_l$  brings marginal improvements, but significant improvements are brought because of the introduction of unreliable predictions, *i.e.*, “U” in Tab. 3.

**Effectiveness of Components.** We conduct experiments in Tab. 4 to ablate each component of U<sup>2</sup>PL+ step by step. For a fair comparison, all the ablations are under 1/4 partition protocol on the blender PASCAL VOC 2012 Dataset.

TABLE 9  
Ablation study on  $\alpha_0$  in Eq. (13) on *blender* PASCAL VOC 2012 val set and Cityscapes val set, which controls the initial proportion between reliable and unreliable pixels.

$\alpha_0$	Blender VOC		Cityscapes	
	1/8 (1323)	1/4 (2646)	1/8 (372)	1/4 (744)
40%	76.77	76.92	75.07	77.20
30%	77.34	76.38	75.93	78.08
20%	<b>79.35</b>	<b>80.21</b>	<b>78.00</b>	<b>79.02</b>
10%	77.80	77.95	74.63	78.40

TABLE 10  
Ablation study on base learning rate and temperature under 1/4 partition protocol (2646) on *blender* VOC PASCAL 2012 Dataset.

$lr_{\text{base}}$	$10^{-1}$	$10^{-2}$	$10^{-3}$	$10^{-4}$	$10^{-5}$
mIoU	3.49	77.82	<b>80.21</b>	74.58	65.69
$\tau$	10	1	0.5	0.1	0.01
mIoU	78.88	78.91	<b>80.21</b>	79.22	78.78

Above all, we use no  $\mathcal{L}_c$  trained model as our baseline, achieving mIoU of 77.33% (CutMix in Tab. 2). We first ablate components in contrastive learning, including  $\mathcal{Q}_c$ , DPA, PRT, and Un. Simply adding vanilla  $\mathcal{L}_c$  even contributes to the performance degradation by  $-0.27\%$ . Category-wise memory bank  $\mathcal{Q}_c$ , along with PRT and high entropy filtering brings an improvement by  $+1.41\%$  to vanilla  $\mathcal{L}_c$ . Dynamic Partition Adjustment (DPA) together with high entropy filtering, brings an improvement by  $+1.99\%$  to vanilla  $\mathcal{L}_c$ . Note that DPA is a linear adjustment without tuning (refer to Eq. (13)), which is simple yet efficient. For Probability Rank Threshold (PRT) component, we set the corresponding parameter according to Tab. 8. Without high entropy filtering, the improvement decreased significantly to  $+0.49\%$ .

Then, we ablate components in noisy label learning and its denoising strategies, including PD, MP, and SCE. Introducing Prototypical Denoising (PD) to pseudo-labels improves the performance by  $+0.60\%$  to CutMix. Using Symmetric Cross-Entropy (SCE) in computing unsupervised loss, improves the performance by  $+0.36\%$  to CutMix. Adding them together brings an improvement by  $+0.68\%$ . Adopting an extra Momentum Prototype (MP) on the basis of the above two techniques brings an improvement by  $+0.91\%$ .

Finally, when adding all the contributions together, our method achieves state-of-the-art results under 1/4 partition protocol with mIoU of 80.21%. Following this result, we apply these components and corresponding parameters in all experiments on Tab. 1 and Tab. 2.

**Effectiveness of Prototypical Denoising.** To further see the impact of prototypical denoising (PD), we conduct experiments in Tab. 5 to find out how PD affects the performance under different partition protocols of *blender* PASCAL VOC 2012. From Tab. 5, we can tell that PD brings improvements of  $+0.14\%$ ,  $+0.25\%$ ,  $+0.73\%$ , and  $+0.35\%$  under 1/16, 1/8, 1/4, and 1/2 partition protocols respectively, indicating that PD manages to enhance the quality of pseudo-labels by weighted averaging predictions from similar feature representations.




Fig. 4. Qualitative results on **PASCAL VOC 2012 val** set. All models are trained under the 1/4 partition protocol of *blender* set, which contains 2,646 labeled images and 7,396 unlabeled images. (a) Input images. (b) Labels for the corresponding image. (c) Only labeled images are used for training without any unlabeled data. (d) Predictions from our conference version U<sup>2</sup>PL [8]. (e) Predictions from U<sup>2</sup>PL+.

**Momentum Coefficient  $\beta$  for Updating Prototypes.** We conduct experiments in Tab. 6 to find out the best  $\beta$  for momentum prototype (MP) on 1/8 and 1/4 partition protocols on *blender* PASCAL VOC 2012, and 1/4 and 1/2 partition protocols on Cityscapes, respectively  $\beta = 0.999$  yields slightly better than other settings, indicating that our U<sup>2</sup>PL+ is quite robust against different  $\beta$ .

**Weights in Symmetric Cross-Entropy Loss  $\xi_1$  and  $\xi_2$ .** To find the optimal  $\xi_1$  and  $\xi_2$  for symmetric cross-entropy (SCE) loss, we conduct experiments in Tab. 7 under 1/8 and 1/4 partition protocols on both *blender* PASCAL VOC 2012 and Cityscapes. When  $\xi = 1$  and  $\xi_2 = 0.1$ , it achieves the best performance, better than standard cross-entropy loss (*i.e.*, when  $\xi_1 = 1$  and  $\xi_2 = 0$ ) by +0.29% and +0.53% on 1/8 and 1/4 partition protocols respectively. Note that the performances drop heavily when using only the reserve CE loss (*i.e.*,  $\xi_1 = 0$  and  $\xi_2 = 1$ ).

**Probability Rank Thresholds  $r_l$  and  $r_h$ .** Sec. 3.5 proposes to use a probability rank threshold to balance informativeness and confusion caused by unreliable pixels. Tab. 8 provides a verification that such balance promotes performance.  $r_l = 3$  and  $r_h = 20$  outperform other options by a large margin. When  $r_l = 1$ , false negative candidates would not be filtered out, causing the intra-class features of pixels incorrectly distinguished by  $\mathcal{L}_c$ . When  $r_l = 10$ , negative candidates tend to become irrelevant with corresponding anchor pixels in semantics, making such discrimination less informative.

**Initial Reliable-Unreliable Partition  $\alpha_0$ .** Tab. 9 studies the impact of different initial reliable-unreliable partition  $\alpha_0$ .  $\alpha_0$  has a certain impact on performance. We find  $\alpha_0 = 20\%$  achieves the best performance. Small  $\alpha_0$  will introduce incorrect pseudo labels for supervision, and large  $\alpha_0$  will make the information of some high-confidence samples underutilized.

**Base Learning Rate  $lr_{\text{base}}$ .** The impact of the base learning rate is shown in Tab. 10. Results are based on the *blender* VOC PASCAL 2012 dataset. We find that 0.001 outperforms other alternatives.

**Temperature  $\tau$ .** Tab. 10 gives a study on the effect of

temperature  $\tau$ . Temperature  $\tau$  plays an important role to adjust the importance of hard samples. When  $\tau = 0.5$ , our U<sup>2</sup>PL+ achieves the best results. Too large or too small of  $\tau$  will have an adverse effect on overall performance.

#### 4.1.3 Qualitative Results

Fig. 4 and Fig. 5 show the results of different methods on the PASCAL VOC 2012 val set and Cityscapes val set, respectively. Benefiting from using unreliable pseudo-labels, U<sup>2</sup>PL+ outperforms the supervised baseline, and U<sup>2</sup>PL+ is able to generate a more accurate segmentation map.

Furthermore, through visualizing the segmentation results, we find that our method achieves much better performance on those ambiguous regions (*e.g.*, the border between different objects). Such visual difference proves that our method finally makes the reliability of unreliable prediction labels stronger.

## 4.2 Experiments on Domain Adaptive Segmentation

In this section, we evaluate the efficacy of our U<sup>2</sup>PL+ under the domain adaptation (DA) setting. Different from semi-supervised learning, DA often suffers from a domain shift between labeled source domain and unlabeled target domain [9], [25], [26], [27], [68], [78], [82], which is more important to make sufficient use of *all* pseudo-labels. We first describe experimental settings for domain adaptive semantic segmentation. Then, we compare our U<sup>2</sup>PL+ with state-of-the-art alternatives. Finally, we provide qualitative results.

**Datasets.** In this setting, we use synthetic images from either GTA5 [30] or SYNTHIA [31] as the source domain and use real-world images from Cityscapes [5] as the target domain. GTA5 [30] consists of 24,996 images with resolution  $1914 \times 1052$ , and SYNTHIA [31] contains 9,400 images with resolution  $1280 \times 760$ .

**Network Structure.** For *DA segmentation*, we use MiT-B5 [47] pre-trained on ImageNet-1K [123] as the backbone and DAFormer [9] as the decoder. The representation head is the same that in the semi-supervised setting.

**Evaluation Metric.** For the DA segmentation task, we report results on the Cityscapes val set. Particularly, on SYNTHIA  $\rightarrow$  Cityscapes DA benchmark, 16 of the 19 classes of Cityscapes are used to calculate mIoU, following the common practice [9].

**Implementation Details.** Following previous methods [9], [25], we first resize the images to  $1024 \times 512$  for Cityscapes and  $1280 \times 720$  for GTA5, and then randomly crop them into  $512 \times 512$  for training. For the testing stage, we just resize the images to  $1024 \times 512$ . We use AdamW [133] optimizer with weight decay of 0.01 and initial learning rate  $lr_{\text{base}} = 6 \times 10^{-5}$  for the encoder and  $lr_{\text{base}} = 6 \times 10^{-4}$  for the decoder follow [9]. In accordance with DAFormer [9], we warm up the learning rate in a linear schedule with 1.5k steps and linear decay since then. In total, the model is trained with a batch of one  $512 \times 512$  labeled source image and one  $512 \times 512$  unlabeled target image for 40k iterations. We adopt DAFormer [9] as our baseline and apply extra contrastive learning with our sample strategy. We evaluate our proposed U<sup>2</sup>PL+ under two DA benchmarks (*i.e.*, GTA5

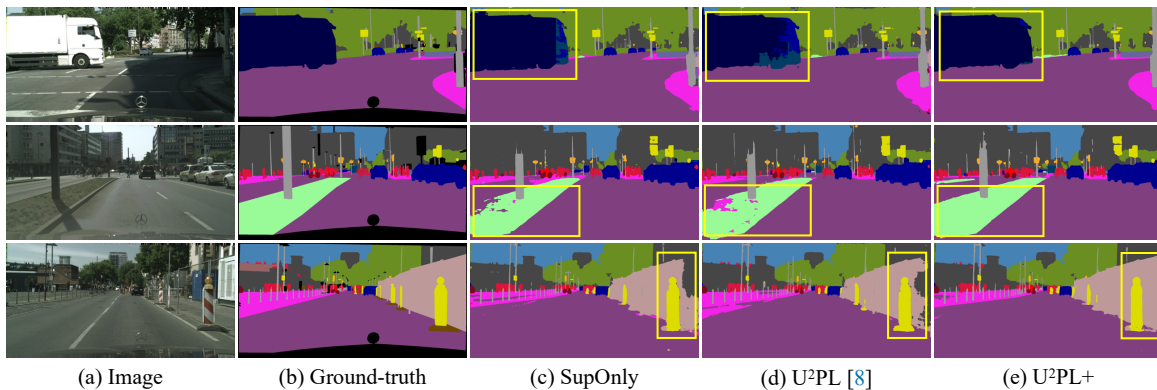


Fig. 5. Qualitative results on **Cityscapes** <sub>val</sub> set. All models are trained under the 1/2 partition protocol, which contains 1,488 labeled images and 1,487 unlabeled images. (a) Input images. (b) Hand-annotated labels for the corresponding image. (c) *Only* labeled images are used for training. (d) Predictions from our conference version, *i.e.*, U<sup>2</sup>PL [8]. (e) Predictions from U<sup>2</sup>PL+. Yellow rectangles highlight the promotion by adequately using unreliable pseudo-labels.

TABLE 11

Comparison with state-of-the-art methods for DA. The results are averaged over 3 random seeds. Note that for SYNTHIA  $\rightarrow$  Cityscapes, we only compute the mIoU over 16 classes (mIoU<sup>16</sup>). The top performance is highlighted in **bold** font and the second score is underlined.

GTA5 $\rightarrow$ Cityscapes																				
Method	Road	S.walk	Build.	Wall	Fence	Pole	T.light	Sign	Veget.	Terrain	Sky	Person	Rider	Car	Truck	Bus	Train	M.bike	Bike	mIoU
AdaptSeg [81]	86.5	25.9	79.8	22.1	20.0	23.6	33.1	21.8	81.8	25.9	75.9	57.3	26.2	76.3	29.8	32.1	7.2	29.5	32.5	41.4
CyCADA [27]	86.7	35.6	80.1	19.8	17.5	38.0	39.9	41.5	82.7	27.9	73.6	64.9	19.0	65.0	12.0	28.6	4.5	31.1	42.0	42.7
ADVENT [125]	89.4	33.1	81.0	26.6	26.8	27.2	33.5	24.7	83.9	36.7	78.8	58.7	30.5	84.8	38.5	44.5	1.7	31.6	32.4	45.5
CBST [126]	91.8	53.5	80.5	32.7	21.0	34.0	28.9	20.4	83.9	34.2	80.9	53.1	24.0	82.7	30.3	35.9	16.0	25.9	42.8	45.9
FADA [28]	92.5	47.5	85.1	37.6	32.8	33.4	33.8	18.4	85.3	37.7	83.5	63.2	39.7	87.5	32.9	47.8	1.6	34.9	39.5	49.2
CAG_DA [127]	90.4	51.6	83.8	34.2	27.8	38.4	25.3	48.4	85.4	38.2	78.1	58.6	34.6	84.7	21.9	42.7	41.1	29.3	37.2	50.2
FDA [128]	92.5	53.3	82.4	26.5	27.6	36.4	40.6	38.9	82.3	39.8	78.0	62.6	34.4	84.9	34.1	53.1	16.9	27.7	46.4	50.5
PIT [129]	87.5	43.4	78.8	31.2	30.2	36.3	39.3	42.0	79.2	37.1	79.3	65.4	37.5	83.2	46.0	45.6	25.7	23.5	49.9	50.6
IAST [130]	93.8	57.8	85.1	39.5	26.7	26.2	43.1	34.7	84.9	32.9	88.0	62.6	29.0	87.3	39.2	49.6	23.2	34.7	39.6	51.5
ProDA [25]	91.5	52.4	82.9	42.0	35.7	40.0	44.4	43.3	87.0	43.8	79.5	66.5	31.4	86.7	41.1	52.5	0.0	45.4	53.8	53.7
DAFormer [9]	<b>95.7</b>	<u>70.2</u>	<u>89.4</u>	<b>53.5</b>	<b>48.1</b>	<b>49.6</b>	<u>55.8</u>	<b>59.4</b>	<u>89.9</u>	<u>47.9</u>	<u>92.5</u>	<u>72.2</u>	<b>44.7</b>	<u>92.3</u>	<u>74.5</u>	<b>78.2</b>	<u>65.1</u>	<u>55.9</u>	<u>61.8</u>	<b>68.3</b>
U <sup>2</sup> PL+	<b>95.7</b>	<b>70.9</b>	<b>89.7</b>	<u>53.3</u>	<u>46.3</u>	<u>47.0</u>	<b>59.1</b>	<u>58.3</u>	<b>90.4</b>	<b>48.6</b>	<b>92.9</b>	<b>73.2</b>	<u>44.6</u>	<b>92.6</b>	<b>77.5</b>	<u>77.8</u>	<b>76.7</b>	<b>59.3</b>	<b>67.5</b>	<b>69.6</b>

SYNTHIA $\rightarrow$ Cityscapes																				
Method	Road	S.walk	Build.	Wall	Fence	Pole	T.light	Sign	Veget.	Terrain	Sky	Person	Rider	Car	Truck	Bus	Train	M.bike	Bike	mIoU <sup>16</sup>
ADVENT [125]	85.6	42.2	79.7	8.7	0.4	25.9	5.4	8.1	80.4	-	84.1	57.9	23.8	73.3	-	36.4	-	14.2	33.0	41.2
CBST [126]	68.0	29.9	76.3	10.8	1.4	33.9	22.8	29.5	77.6	-	78.3	60.6	28.3	81.6	-	23.5	-	18.8	39.8	42.6
CAG_DA [127]	84.7	40.8	81.7	7.8	0.0	35.1	13.3	22.7	84.5	-	77.6	64.2	27.8	80.9	-	19.7	-	22.7	48.3	44.5
PIT [129]	83.1	27.6	81.5	8.9	0.3	21.8	26.4	33.8	76.4	-	78.8	64.2	27.6	79.6	-	31.2	-	31.0	31.3	44.0
FADA [28]	84.5	40.1	83.1	4.8	0.0	34.3	20.1	27.2	84.8	-	84.0	53.5	22.6	85.4	-	43.7	-	26.8	27.8	45.2
PyCDA [131]	75.5	30.9	83.3	20.8	0.7	32.7	27.3	33.5	84.7	-	85.0	64.1	25.4	85.0	-	45.2	-	21.2	32.0	46.7
IAST [130]	81.9	41.5	83.3	17.7	4.6	32.3	30.9	28.8	83.4	-	85.0	65.5	30.8	86.5	-	38.2	-	33.1	52.7	49.8
SAC [132]	<b>89.3</b>	<b>47.2</b>	85.5	26.5	1.3	<u>43.0</u>	45.5	32.0	<b>87.1</b>	-	89.3	63.6	25.4	86.9	-	35.6	-	30.4	53.0	52.6
ProDA [25]	87.1	44.0	83.2	26.9	0.7	42.0	45.8	34.2	86.7	-	81.3	68.4	22.1	87.7	-	50.0	-	31.4	38.6	51.9
DAFormer [9]	84.5	40.7	<b>88.4</b>	<u>41.5</u>	<b>6.5</b>	<b>50.0</b>	<u>55.0</u>	<b>54.6</b>	86.0	-	<u>89.8</u>	<u>73.2</u>	<u>48.2</u>	87.2	-	<u>53.2</u>	-	<u>53.9</u>	<u>61.7</u>	<u>60.9</u>
U <sup>2</sup> PL+	85.3	<u>45.7</u>	<u>87.6</u>	<b>42.8</b>	<u>5.0</u>	41.9	<b>57.8</b>	<u>49.4</u>	<u>86.8</u>	-	<b>89.9</b>	<b>75.8</b>	<b>49.0</b>	<u>88.0</u>	-	<b>61.6</b>	-	<b>54.1</b>	<b>64.8</b>	<b>61.6</b>

$\rightarrow$  Cityscapes and SYNTHIA  $\rightarrow$  Cityscapes). All DA experiments are conducted with a single Tesla A100 GPU.

**Comparisons with State-of-the-Art Alternatives.** We compare our proposed U<sup>2</sup>PL+ with state-of-the-art alternatives, including adversarial training methods (AdaptSeg [81], CyCADA [27], FADA [28], and ADVENT [125]), and self-training methods (CBST [126], IAST [130], CAG\_DA [127], ProDA [25], CPSL [26], SAC [132], and DAFormer [9]).

**GTA5  $\rightarrow$  Cityscapes.** As shown in Tab. 11, our proposed U<sup>2</sup>PL+ achieves the best IoU performance on 13 out of 19 categories, and the IoU scores of the remaining 6

classes rank second. Its mIoU is 69.6% and outperforms DAFormer [9] by 1.3%. Since DAFormer [9] is our baseline, the results prove that mining all unreliable pseudo-labels do help the model. Note that there is no need to apply knowledge distillation as ProDA [25] and CPSL [26] do, which incarnates the efficiency and simplicity of our method and the robustness of our core insight. From Tab. 11, we can tell that by introducing unreliable pseudo-labels into training, U<sup>2</sup>PL+ attains 76.7% IoU on class `train`, where ProDA [25], FADA [28], and ADVENT [125] even fail on this difficult long-tailed class.




Fig. 6. Qualitative results on **Cityscapes** <sub>val</sub> set under **GTA5**  $\rightarrow$  **Cityscapes** DA benchmark. (a) Input images. (b) Hand-annotated labels for the corresponding image. (c) *Only* labeled source images are used for training. (d) Predictions from DAFormer [9]. (e) Predictions from U<sup>2</sup>PL+. Yellow rectangles highlight the promotion by adequately using unreliable pseudo-labels.

TABLE 12

**Ablation study on using pseudo pixels with different reliability as negative keys.** The reliability is measured by the entropy of pixel-wise prediction (see Sec. 3.5). “U” denotes *unreliable*, which takes pixels with the *top 20%* highest entropy scores as negative candidates. “R” indicates *reliable*, and means the *bottom 20%* counterpart.  $\mathcal{D}_l$  and  $\mathcal{D}_u$  are the labeled source domain and the unlabeled target domain, respectively. The best performances are highlighted in **bold** font and the second scores are underlined.

$\mathcal{D}_l$	$\mathcal{D}_u$		GTA5 $\rightarrow$ Cityscapes	SYNTHIA $\rightarrow$ Cityscapes
	R	U	mIoU	mIoU <sup>16</sup>
✓			68.4	60.8
	✓		68.6	60.9
		✓	<u>69.3</u>	<u>61.2</u>
✓	✓		68.7	60.9
✓		✓	<b>69.6</b>	<b>61.6</b>
✓	✓	✓	68.5	60.8

**SYNTHIA**  $\rightarrow$  **Cityscapes**. This DA task is more challenging than GTA5  $\rightarrow$  Cityscapes due to the larger domain gap between the labeled source domain and the unlabeled target domain. As shown in Tab. 11, our proposed U<sup>2</sup>PL+ achieves the best IoU performance on 8 out of 16 categories, and the mIoU over 16 classes (mIoU<sup>16</sup>) of our method outperforms other state-of-the-art alternatives, achieving 61.6%. Specifically, U<sup>2</sup>PL+ performs especially great on class *bus*, which surpasses DAFormer [9] by a large margin of 8.4%.

**Effectiveness of Using Unreliable Pseudo-Labels.** We study our core insight, *i.e.*, using unreliable pseudo-labels promotes domain adaptive semantic segmentation, we conduct experiments about selecting negative candidates with different reliability in Tab. 12. As illustrated in the table, containing features from the source domain  $\mathcal{D}_l$  brings marginal improvements. Significant improvements are brought be-

cause of the introduction of unreliable predictions.

**Qualitative Results.** Fig. 6 shows the improvements in segmentation results using different methods. Benefiting from using unreliable pseudo-labels, the model is able to correct the wrong predictions when using only reliable pseudo-labels (*e.g.*, DAFormer [9]).

**Discussion.** Both DA and SS aim at leveraging a large amount of unlabeled data, while DA often suffers from domain shift, and is more important to learn domain-invariant feature representations, building a cross-category-discriminative feature embedding space. Although our U<sup>2</sup>PL+ mainly focuses on semi-supervised learning and does not pay much attention to bridging the gap between source and target domains, using unreliable pseudo-labels provides another efficient way for generalization. This might be because, in DA, the quality of pseudo-labels is much worse than those in SS due to the limited generalization ability of the segmentation model, making sufficient use of all pixels remains a valuable issue hence.

### 4.3 Experiments on Weakly Supervised Segmentation

In this section, we evaluate the efficacy of our U<sup>2</sup>PL+ under the weakly supervised (WS) setting. Differently, under this setting, pixel-level annotations are entirely *inaccessible*, what we have is only image-level labels, making it crucial to make sufficient use of *all* pixel-level predictions. We first describe experimental settings for domain adaptive semantic segmentation. Then, we compare our U<sup>2</sup>PL+ with state-of-the-art alternatives. Finally, we provide qualitative results.

Several WS methods with image-level labels adopt a multi-stage framework, *e.g.*, [95], [134]. They first train a

classification model and generate CAMs to be pseudo-labels. Additional refinement techniques are usually required to improve the quality of these pseudo-labels. Finally, a standalone semantic segmentation network is trained using these pseudo-labels. This type of training pipeline is obviously not efficient. To this end, we select a representative *single-stage* method, AFA [7] as the baseline, where the final segmentation model is trained end-to-end.

**Datasets.** In this setting, we conduct experiments on PASCAL VOC 2012 [17], which contains 21 semantic classes (including the background class). Following common practices [32], [33], [34], it is augmented with the SBD dataset [122], resulting in 10, 582, 1, 449, and 1, 464 images for training, validation, and testing, respectively.

**Network Structure.** We take AFA [7] as the baseline, which uses the Mix Transformer (MiT) [47] as the backbone. A simple MLP head is used to be the segmentation head following [47]. The backbone is pre-trained on ImageNet-1K [123], while other parameters are randomly initialized. The representation head is the same that in the semi-supervised setting.

**Evaluation Metric.** By default, we report the mean Intersection-Over-Union (mIoU) on *both* the validation set and testing set as the evaluation criteria.

**Implementation Details.** Following the standard configuration of AFA [7], the AdamW optimizer is used to train the model, whose initial learning rate is set to  $6 \times 10^{-5}$  and decays every iteration with a polynomial scheduler for parameters of the backbone. The learning rates for other parameters are ten times that of the backbone. The weight decay is fixed at 0.01. Random rescaling with a range of [0.5, 2.0], random horizontal flipping, and random cropping with a cropping size of  $512 \times 512$  are adopted. The network for 20,000 iterations with a batch size of 8. All WS experiments are conducted with 2 2080Ti GPUs.

**Comparisons with State-of-the-Art Alternatives.** In Tab. 13, we compare our proposed U<sup>2</sup>PL+ with a wide range of representative state-of-the-art alternatives, including multi-stage methods and single-stage methods. Some multi-stage methods further leverage saliency maps, including OAA+ [95], MCIS [134], AuxSegNet [136], NSROM [97], and EPS [87], while others do not, including SEAM [137], SC-CAM [138], CDA [139], AdvCAM [91], CPN [93], and RIB [140]. Single-stage methods include EM [37], MIL [98], CRF-RNN [99], RRM [36], 1Stage [100], and AFA [7]. All methods are refined using CRF [142].

It has been illustrated in Tab. 13 that U<sup>2</sup>PL+ brings improvements of +1.5% mIoU and +0.9% mIoU over AFA [7] on the *val* set and the *test* set, respectively. U<sup>2</sup>PL+ clearly surpasses previous state-of-the-art single-stage methods with significant margins. It is worth noticing that U<sup>2</sup>PL+ manages to achieve competitive results even when compared with multi-stage methods, *e.g.*, OAA+ [95], MCIS [134], SEAM [137], SC-CAM [138] and CDA [139].

**Effectiveness of Using Unreliable Pseudo-Labels.** We study our core insight, *i.e.*, using unreliable pseudo-labels promotes weakly supervised semantic segmentation, we conduct experiments about selecting negative candidates with different reliability in Tab. 14. As illustrated in the table,

TABLE 13

Comparison with state-of-the-art methods on weakly supervised semantic segmentation benchmark. We report the mIoU on PASCAL VOC 2012 *val* set and *test* set. “Sup.” indicates the supervision type.  $\mathcal{F}$ ,  $\mathcal{I}$ , and  $\mathcal{S}$  represent full supervision, image-level supervision, and saliency supervision, respectively. † indicates our implementation.

Method	Sup.	Backbone	val	test
<i>Fully Supervised Methods</i>				
DeepLab [4]		ResNet-101 [119]	77.6	79.7
WideResNet38 [135]	$\mathcal{F}$	WR-38 [135]	80.8	82.5
SegFormer† [47]		MiT-B1 [47]	78.7	—
<i>Multi-Stage Weakly Supervised Methods</i>				
OAA+ [95]		ResNet-101 [119]	65.2	66.4
MCIS [134]		ResNet-101 [119]	66.2	66.9
AuxSegNet [136]	$\mathcal{I} + \mathcal{S}$	WR-38 [135]	69.0	68.6
NSROM [97]		ResNet-101 [119]	70.4	70.2
EPS [87]		ResNet-101 [119]	<b>70.9</b>	<b>70.8</b>
SEAM [137]		WR-38 [135]	64.5	65.7
SC-CAM [138]		ResNet-101 [119]	66.1	65.9
CDA [139]		WR-38 [135]	66.1	66.8
AdvCAM [91]	$\mathcal{I}$	ResNet-101 [119]	68.1	68.0
CPN [93]		ResNet-101 [119]	67.8	68.5
RIB [140]		ResNet-101 [119]	<b>68.3</b>	<b>68.6</b>
<i>Single-Stage Weakly Supervised Methods</i>				
EM [37]		VGG-16 [141]	38.2	39.6
MIL [98]		—	42.0	40.6
CRF-RNN [99]		VGG-16 [141]	52.8	53.7
RRM [36]	$\mathcal{I}$	WR-38 [135]	62.6	62.9
1Stage [100]		WR-38 [135]	62.7	64.3
AFA† [7]		MiT-B1 [47]	64.9	66.1
U <sup>2</sup> PL+		MiT-B1 [47]	<b>66.4</b>	<b>67.0</b>

TABLE 14

**Ablation study on using pseudo pixels with different reliability as negative keys.** The reliability is measured by the scores of CAMs (see Sec. 3.5.2 for details). Specifically, we study the formulation of  $n_{ij}(c)$  defined in Eq. (31), which indicates whether pixel  $j$  from the  $i$ -th image is a qualified negative key for class  $c$ . Incorporating  $\mathbb{1}[\mathbf{M}_{ij}^c < \beta]$  indicates unreliable predictions for class  $c$  is considered as negative keys. We report the mIoU on the PASCAL VOC 2012 *val* set.

$n_{ij}(c)$		mIoU
$\mathbb{1}[y_i^c = 0]$	$\mathbb{1}[\mathbf{M}_{ij}^c < \beta]$	
✓		65.0
	✓	65.7
✓	✓	<b>66.4</b>

incorporating unreliable predictions, *i.e.*,  $\mathbb{1}[\mathbf{M}_{ij}^c < \beta]$ , brings significant improvements. It is worth noticing that since we do not have *any* dense annotations, and thus leveraging the image-level annotations, *i.e.*,  $\mathbb{1}[y_i^c = 0]$ , in selecting negative candidates becomes crucial for a stable training procedure.

**Qualitative Results.** Fig. 7 shows the improvements in segmentation results using different methods. Those predictions are refined by CRF [142]. Benefiting from using unreliable pseudo-labels, the model is able to classify ambiguous regions into correct classes.

## 5 CONCLUSION

In this paper, we extend our original U<sup>2</sup>PL to U<sup>2</sup>PL+, a *unified* framework for label-efficient semantic segmentation, by including unreliable pseudo-labels into training. Our main insight is that those unreliable predictions are usually just confused about a few classes and are confident enough *not* to belong to the remaining remote classes. U<sup>2</sup>PL+ outperforms many existing state-of-the-art methods in both



Fig. 7. Qualitative results on PASCAL VOC 2012 val set under the weakly supervised setting. (a) Input images. (b) Labels for the corresponding image. (c) Predictions from our baseline AFA [7]. (d) Segmentation maps predicted by our U<sup>2</sup>PL+.

semi-supervised, domain adaptive, and weakly supervised semantic segmentation, suggesting our framework provides a new promising paradigm in label-efficient learning research. Our ablation experiments prove the insight of this work is quite solid, *i.e.*, only when introducing unreliable predictions into the contrastive learning paradigm brings significant improvements under both settings. Qualitative results give visual proof of its effectiveness, especially the better performance on borders between semantic objects or other ambiguous regions.

## REFERENCES

- [1] J. Long, E. Shelhamer, and T. Darrell, "Fully convolutional networks for semantic segmentation," in *CVPR*, 2015. [1, 3](#)
- [2] O. Ronneberger, P. Fischer, and T. Brox, "U-net: Convolutional networks for biomedical image segmentation," in *International Conference on Medical Image Computing and Computer Assisted Intervention*. Springer, 2015, pp. 234–241. [1, 3](#)
- [3] H. Zhao, J. Shi, X. Qi, X. Wang, and J. Jia, "Pyramid scene parsing network," in *CVPR*, 2017. [1, 3](#)
- [4] L.-C. Chen, G. Papandreou, I. Kokkinos, K. Murphy, and A. L. Yuille, "DeepLab: Semantic image segmentation with deep convolutional nets, atrous convolution, and fully connected crfs," *TPAMI*, vol. 40, no. 4, pp. 834–848, 2017. [1, 3, 14](#)
- [5] M. Cordts, M. Omran, S. Ramos, T. Rehfeld, M. Enzweiler, R. Benenson, U. Franke, S. Roth, and B. Schiele, "The cityscapes dataset for semantic urban scene understanding," in *CVPR*, 2016. [1, 2, 3, 8, 11](#)
- [6] C. Sakaridis, D. Dai, and L. Van Gool, "Acdd: The adverse conditions dataset with correspondences for semantic driving scene understanding," in *ICCV*, 2021. [1, 2, 3](#)
- [7] L. Ru, Y. Zhan, B. Yu, and B. Du, "Learning affinity from attention: end-to-end weakly-supervised semantic segmentation with transformers," in *CVPR*, 2022. [1, 2, 3, 4, 5, 7, 14, 15](#)
- [8] Y. Wang, H. Wang, Y. Shen, J. Fei, W. Li, G. Jin, L. Wu, R. Zhao, and X. Le, "Semi-supervised semantic segmentation using unreliable pseudo labels," in *CVPR*, 2022. [1, 2, 8, 11, 12](#)
- [9] L. Hoyer, D. Dai, and L. Van Gool, "Daformer: Improving network architectures and training strategies for domain-adaptive semantic segmentation," in *CVPR*, 2022. [1, 2, 3, 11, 12, 13](#)
- [10] D.-H. Lee *et al.*, "Pseudo-label: The simple and efficient semi-supervised learning method for deep neural networks," in *ICML*, vol. 3, 2013, p. 896. [1, 3](#)
- [11] Q. Xie, M.-T. Luong, E. Hovy, and Q. V. Le, "Self-training with noisy student improves imagenet classification," in *CVPR*, 2020. [1, 5](#)
- [12] B. Zhou, A. Khosla, A. Lapedriza, A. Oliva, and A. Torralba, "Learning deep features for discriminative localization," in *CVPR*, 2016. [1, 3, 4](#)
- [13] L. Yang, W. Zhuo, L. Qi, Y. Shi, and Y. Gao, "St++: Make self-training work better for semi-supervised semantic segmentation," in *CVPR*, 2022. [1, 2, 3, 5, 6, 8](#)
- [14] Y. Zou, Z. Zhang, H. Zhang, C.-L. Li, X. Bian, J.-B. Huang, and T. Pfister, "Pseudoseg: Designing pseudo labels for semantic segmentation," in *ICLR*, 2020. [1, 5, 6, 8](#)
- [15] S. Zuo, Y. Yu, C. Liang, H. Jiang, S. Er, C. Zhang, T. Zhao, and H. Zha, "Self-training with differentiable teacher," *arXiv preprint arXiv:2109.07049*, 2021. [1](#)
- [16] Y. Xu, L. Shang, J. Ye, Q. Qian, Y.-F. Li, B. Sun, H. Li, and R. Jin, "Dash: Semi-supervised learning with dynamic thresholding," in *ICML*, 2021. [1, 3](#)
- [17] M. Everingham, L. Van Gool, C. K. Williams, J. Winn, and A. Zisserman, "The pascal visual object classes (voc) challenge," *IJCV*, vol. 88, no. 2, pp. 303–338, 2010. [1, 2, 8, 14](#)
- [18] E. Arazo, D. Ortego, P. Albert, N. E. O'Connor, and K. McGuinness, "Pseudo-labeling and confirmation bias in deep semi-supervised learning," in *International Joint Conference on Neural Networks (IJCNN)*, 2020. [2, 6](#)
- [19] Y. Wang, X. Ma, Z. Chen, Y. Luo, J. Yi, and J. Bailey, "Symmetric cross entropy for robust learning with noisy labels," in *CVPR*, 2019. [2, 4](#)
- [20] X. Chen, Y. Yuan, G. Zeng, and J. Wang, "Semi-supervised semantic segmentation with cross pseudo supervision," in *CVPR*, 2021. [2, 3, 8, 9](#)
- [21] H. Chen, Y. Jin, G. Jin, C. Zhu, and E. Chen, "Semi-supervised semantic segmentation by improving prediction confidence," *IEEE Transactions on Neural Networks and Learning Systems*, vol. 13, no. 1, 2021. [2, 3](#)
- [22] I. Alonso, A. Sabater, D. Ferstl, L. Montesano, and A. C. Murillo, "Semi-supervised semantic segmentation with pixel-level contrastive learning from a class-wise memory bank," in *ICCV*, 2021. [2, 3](#)
- [23] G. French, S. Laine, T. Aila, M. Mackiewicz, and G. Finlayson, "Semi-supervised semantic segmentation needs strong, varied perturbations," in *BMVC*, 2020. [2, 3, 8, 9](#)
- [24] Y. Ouali, C. Hudelot, and M. Tami, "Semi-supervised semantic segmentation with cross-consistency training," in *CVPR*, 2020. [2, 3, 8, 9](#)
- [25] P. Zhang, B. Zhang, T. Zhang, D. Chen, Y. Wang, and F. Wen, "Prototypical pseudo label denoising and target structure learning for domain adaptive semantic segmentation," in *CVPR*, 2021. [2, 3, 4, 6, 11, 12](#)
- [26] R. Li, S. Li, C. He, Y. Zhang, X. Jia, and L. Zhang, "Class-balanced pixel-level self-labeling for domain adaptive semantic segmentation," in *CVPR*, 2022. [2, 3, 11, 12](#)
- [27] J. Hoffman, E. Tzeng, T. Park, J.-Y. Zhu, P. Isola, K. Saenko, A. Efros, and T. Darrell, "Cycada: Cycle-consistent adversarial domain adaptation," in *ICML*, 2018. [2, 3, 11, 12](#)
- [28] H. Wang, T. Shen, W. Zhang, L.-Y. Duan, and T. Mei, "Classes matter: A fine-grained adversarial approach to cross-domain semantic segmentation," in *ECCV*, 2020. [2, 12](#)

- [29] H. Wang, Y. Shen, J. Fei, W. Li, L. Wu, Y. Wang, and Z. Zhang, "Pulling target to source: A new perspective on domain adaptive semantic segmentation," *arXiv preprint arXiv:2305.13752*, 2023. **2, 3**
- [30] S. R. Richter, V. Vineet, S. Roth, and V. Koltun, "Playing for data: Ground truth from computer games," in *ECCV*, 2016. **2, 11**
- [31] G. Ros, L. Sellart, J. Materzynska, D. Vazquez, and A. M. Lopez, "The synthia dataset: A large collection of synthetic images for semantic segmentation of urban scenes," in *CVPR*, 2016. **2, 11**
- [32] J. Fan, Z. Zhang, T. Tan, C. Song, and J. Xiao, "Cian: Cross-image affinity net for weakly supervised semantic segmentation," in *AAAI*, 2020. **2, 3, 14**
- [33] J. Fan, Z. Zhang, and T. Tan, "Employing multi-estimations for weakly-supervised semantic segmentation," in *ECCV*, 2020. **2, 14**
- [34] J. Fan, Z. Zhang, C. Song, and T. Tan, "Learning integral objects with intra-class discriminator for weakly-supervised semantic segmentation," in *CVPR*, 2020. **2, 3, 14**
- [35] J. Li, J. Fan, and Z. Zhang, "Towards noiseless object contours for weakly supervised semantic segmentation," in *CVPR*, 2022. **2**
- [36] B. Zhang, J. Xiao, Y. Wei, M. Sun, and K. Huang, "Reliability does matter: An end-to-end weakly supervised semantic segmentation approach," in *AAAI*, 2020. **2, 3, 14**
- [37] G. Papandreou, L.-C. Chen, K. P. Murphy, and A. L. Yuille, "Weakly-and semi-supervised learning of a deep convolutional network for semantic image segmentation," in *ICCV*, 2015. **2, 3, 4, 14**
- [38] J. Dai, K. He, and J. Sun, "Boxsup: Exploiting bounding boxes to supervise convolutional networks for semantic segmentation," in *ICCV*, 2015. **2, 3, 4**
- [39] J. Fan, Z. Zhang, and T. Tan, "Pointly-supervised panoptic segmentation," in *ECCV*. Springer, 2022. **2, 3, 4**
- [40] D. Lin, J. Dai, J. Jia, K. He, and J. Sun, "Scribblesup: Scribble-supervised convolutional networks for semantic segmentation," in *CVPR*, 2016. **2, 3, 4**
- [41] F. Yu and V. Koltun, "Multi-scale context aggregation by dilated convolutions," *arXiv preprint arXiv:1511.07122*, 2015. **3**
- [42] L.-C. Chen, G. Papandreou, F. Schroff, and H. Adam, "Rethinking atrous convolution for semantic image segmentation," *arXiv preprint arXiv:1706.05587*, 2017. **3**
- [43] L.-C. Chen, Y. Zhu, G. Papandreou, F. Schroff, and H. Adam, "Encoder-decoder with atrous separable convolution for semantic image segmentation," in *ECCV*, 2018. **3, 8**
- [44] V. Badrinarayanan, A. Kendall, and R. Cipolla, "Segnet: A deep convolutional encoder-decoder architecture for image segmentation," *TPAMI*, vol. 39, no. 12, pp. 2481–2495, 2017. **3**
- [45] A. Dosovitskiy, L. Beyer, A. Kolesnikov, D. Weissenborn, X. Zhai, T. Unterthiner, M. Dehghani, M. Minderer, G. Heigold, S. Gelly *et al.*, "An image is worth 16x16 words: Transformers for image recognition at scale," in *ICLR*, 2021. **3, 4**
- [46] S. Zheng, J. Lu, H. Zhao, X. Zhu, Z. Luo, Y. Wang, Y. Fu, J. Feng, T. Xiang, P. H. Torr *et al.*, "Rethinking semantic segmentation from a sequence-to-sequence perspective with transformers," in *CVPR*, 2021. **3**
- [47] E. Xie, W. Wang, Z. Yu, A. Anandkumar, J. M. Alvarez, and P. Luo, "Segformer: Simple and efficient design for semantic segmentation with transformers," *NeurIPS*, 2021. **3, 11, 14**
- [48] B. Cheng, A. Schwing, and A. Kirillov, "Per-pixel classification is not all you need for semantic segmentation," *NeurIPS*, 2021. **3**
- [49] R. Strudel, R. Garcia, I. Laptev, and C. Schmid, "Segmenter: Transformer for semantic segmentation," in *ICCV*, 2021. **3**
- [50] B. Cheng, I. Misra, A. G. Schwing, A. Kirillov, and R. Girdhar, "Masked-attention mask transformer for universal image segmentation," in *CVPR*, 2022. **3**
- [51] J. Xu, S. De Mello, S. Liu, W. Byeon, T. Breuel, J. Kautz, and X. Wang, "Groupvit: Semantic segmentation emerges from text supervision," in *CVPR*, 2022. **3**
- [52] P. Bachman, O. Alsharif, and D. Precup, "Learning with pseudo-ensembles," *NeurIPS*, 2014. **3**
- [53] M. Sajjadi, M. Javanmardi, and T. Tasdizen, "Regularization with stochastic transformations and perturbations for deep semi-supervised learning," *NeurIPS*, 2016. **3**
- [54] Y. Grandvalet and Y. Bengio, "Semi-supervised learning by entropy minimization," *NeurIPS*, 2004. **3**
- [55] J. Yuan, Y. Liu, C. Shen, Z. Wang, and H. Li, "A simple baseline for semi-supervised semantic segmentation with strong data augmentation," in *ICCV*, 2021. **3**
- [56] Y. Wang, J. Fei, H. Wang, W. Li, L. Wu, R. Zhao, and Y. Shen, "Balancing logit variation for long-tail semantic segmentation," in *CVPR*, 2023. **3**
- [57] Y. Du, Y. Shen, H. Wang, J. Fei, W. Li, L. Wu, R. Zhao, Z. Fu, and Q. Liu, "Learning from future: A novel self-training framework for semantic segmentation," *NeurIPS*, 2022. **3**
- [58] T. DeVries and G. W. Taylor, "Improved regularization of convolutional neural networks with cutout," *arXiv preprint arXiv:1708.04552*, 2017. **3, 6**
- [59] S. Yun, D. Han, S. J. Oh, S. Chun, J. Choe, and Y. Yoo, "Cutmix: Regularization strategy to train strong classifiers with localizable features," in *ICCV*, 2019. **3, 6, 8**
- [60] V. Olsson, W. Tranheden, J. Pinto, and L. Svensson, "Classmix: Segmentation-based data augmentation for semi-supervised learning," in *CVPR*, 2021. **3, 6**
- [61] K. Sohn, D. Berthelot, N. Carlini, Z. Zhang, H. Zhang, C. A. Raffel, E. D. Cubuk, A. Kurakin, and C.-L. Li, "Fixmatch: Simplifying semi-supervised learning with consistency and confidence," *NeurIPS*, 2020. **3, 4, 5**
- [62] M. Long, Y. Cao, J. Wang, and M. Jordan, "Learning transferable features with deep adaptation networks," in *ICML*, 2015. **3**
- [63] C.-Y. Lee, T. Batra, M. H. Baig, and D. Ulbricht, "Sliced wasserstein discrepancy for unsupervised domain adaptation," in *CVPR*, 2019. **3**
- [64] I. Goodfellow, J. Pouget-Abadie, M. Mirza, B. Xu, D. Warde-Farley, S. Ozair, A. Courville, and Y. Bengio, "Generative adversarial nets," *NeurIPS*, 2014. **3**
- [65] S. Nowozin, B. Cseke, and R. Tomioka, "f-gan: Training generative neural samplers using variational divergence minimization," *NeurIPS*, 2016. **3**
- [66] Z. Murez, S. Kolouri, D. Kriegman, R. Ramamoorthi, and K. Kim, "Image to image translation for domain adaptation," in *CVPR*, 2018. **3**
- [67] S. Sankaranarayanan, Y. Balaji, A. Jain, S. N. Lim, and R. Chellappa, "Learning from synthetic data: Addressing domain shift for semantic segmentation," in *CVPR*, 2018. **3**
- [68] Y. Li, L. Yuan, and N. Vasconcelos, "Bidirectional learning for domain adaptation of semantic segmentation," in *CVPR*, 2019. **3, 11**
- [69] R. Gong, W. Li, Y. Chen, and L. V. Gool, "Dlow: Domain flow for adaptation and generalization," in *CVPR*, 2019. **3**
- [70] J. Choi, T. Kim, and C. Kim, "Self-ensembling with gan-based data augmentation for domain adaptation in semantic segmentation," in *ICCV*, 2019. **3**
- [71] Z. Wu, X. Wang, J. E. Gonzalez, T. Goldstein, and L. S. Davis, "Ace: Adapting to changing environments for semantic segmentation," in *ICCV*, 2019. **3**
- [72] A. Abramov, C. Bayer, and C. Heller, "Keep it simple: Image statistics matching for domain adaptation," *arXiv preprint arXiv:2005.12551*, 2020. **3**
- [73] P. Zhang, B. Zhang, D. Chen, L. Yuan, and F. Wen, "Cross-domain correspondence learning for exemplar-based image translation," in *CVPR*, 2020. **3**
- [74] J. Hoffman, D. Wang, F. Yu, and T. Darrell, "Fcns in the wild: Pixel-level adversarial and constraint-based adaptation," *arXiv preprint arXiv:1612.02649*, 2016. **3**
- [75] W. Hong, Z. Wang, M. Yang, and J. Yuan, "Conditional generative adversarial network for structured domain adaptation," in *CVPR*, 2018. **3**
- [76] K. Saito, K. Watanabe, Y. Ushiku, and T. Harada, "Maximum classifier discrepancy for unsupervised domain adaptation," in *CVPR*, 2018. **3**
- [77] W.-L. Chang, H.-P. Wang, W.-H. Peng, and W.-C. Chiu, "All about structure: Adapting structural information across domains for boosting semantic segmentation," in *CVPR*, 2019. **3**
- [78] C. Chen, W. Xie, W. Huang, Y. Rong, X. Ding, Y. Huang, T. Xu, and J. Huang, "Progressive feature alignment for unsupervised domain adaptation," in *CVPR*, 2019. **3, 11**
- [79] Z. Wan, B. Zhang, D. Chen, P. Zhang, D. Chen, J. Liao, and F. Wen, "Bringing old photos back to life," in *CVPR*, 2020. **3**
- [80] R. Li, X. Jia, J. He, S. Chen, and Q. Hu, "T-svdnet: Exploring high-order prototypical correlations for multi-source domain adaptation," in *ICCV*, 2021. **3**
- [81] Y.-H. Tsai, W.-C. Hung, S. Schuster, K. Sohn, M.-H. Yang, and M. Chandraker, "Learning to adapt structured output space for semantic segmentation," in *CVPR*, 2018. **3, 12**



- [82] Y. Luo, L. Zheng, T. Guan, J. Yu, and Y. Yang, "Taking a closer look at domain shift: Category-level adversaries for semantics consistent domain adaptation," in *CVPR*, 2019. 3, 11
- [83] L. Melas-Kyriazi and A. K. Manrai, "Pixmatch: Unsupervised domain adaptation via pixelwise consistency training," in *CVPR*, 2021. 3
- [84] Y. Du, Z. Fu, Q. Liu, and Y. Wang, "Weakly supervised semantic segmentation by pixel-to-prototype contrast," in *CVPR*, 2022. 3, 4
- [85] L. Ru, H. Zheng, Y. Zhan, and B. Du, "Token contrast for weakly-supervised semantic segmentation," in *CVPR*, 2023. 3, 4
- [86] J. Ahn and S. Kwak, "Learning pixel-level semantic affinity with image-level supervision for weakly supervised semantic segmentation," in *CVPR*, 2018. 3
- [87] S. Lee, M. Lee, J. Lee, and H. Shim, "Railroad is not a train: Saliency as pseudo-pixel supervision for weakly supervised semantic segmentation," in *CVPR*, 2021. 3, 4, 14
- [88] T. Wu, J. Huang, G. Gao, X. Wei, X. Wei, X. Luo, and C. H. Liu, "Embedded discriminative attention mechanism for weakly supervised semantic segmentation," in *CVPR*, 2021. 3
- [89] Y. Li, Z. Kuang, L. Liu, Y. Chen, and W. Zhang, "Pseudo-mask matters in weakly-supervised semantic segmentation," in *ICCV*, 2021. 3
- [90] J. Lee, E. Kim, S. Lee, J. Lee, and S. Yoon, "Ficklenet: Weakly and semi-supervised semantic image segmentation using stochastic inference," in *CVPR*, 2019. 3
- [91] J. Lee, E. Kim, and S. Yoon, "Anti-adversarially manipulated attributions for weakly and semi-supervised semantic segmentation," in *CVPR*, 2021. 3, 14
- [92] Y. Wei, J. Feng, X. Liang, M.-M. Cheng, Y. Zhao, and S. Yan, "Object region mining with adversarial erasing: A simple classification to semantic segmentation approach," in *CVPR*, 2017. 3
- [93] F. Zhang, C. Gu, C. Zhang, and Y. Dai, "Complementary patch for weakly supervised semantic segmentation," in *ICCV*, 2021. 3, 14
- [94] K. Sun, H. Shi, Z. Zhang, and Y. Huang, "Ecs-net: Improving weakly supervised semantic segmentation by using connections between class activation maps," in *ICCV*, 2021. 3
- [95] P.-T. Jiang, Q. Hou, Y. Cao, M.-M. Cheng, Y. Wei, and H.-K. Xiong, "Integral object mining via online attention accumulation," in *ICCV*, 2019. 3, 13, 14
- [96] B. Kim, S. Han, and J. Kim, "Discriminative region suppression for weakly-supervised semantic segmentation," in *AAAI*, 2021. 3
- [97] Y. Yao, T. Chen, G.-S. Xie, C. Zhang, F. Shen, Q. Wu, Z. Tang, and J. Zhang, "Non-salient region object mining for weakly supervised semantic segmentation," in *CVPR*, 2021. 3, 14
- [98] P. O. Pinheiro and R. Collobert, "From image-level to pixel-level labeling with convolutional networks," in *CVPR*, 2015. 3, 14
- [99] A. Roy and S. Todorovic, "Combining bottom-up, top-down, and smoothness cues for weakly supervised image segmentation," in *Proceedings of the IEEE conference on computer vision and pattern recognition*, 2017, pp. 3529–3538. 3, 14
- [100] N. Araslanov and S. Roth, "Single-stage semantic segmentation from image labels," in *CVPR*, 2020. 3, 4, 14
- [101] A. Tarvainen and H. Valpola, "Mean teachers are better role models: Weight-averaged consistency targets improve semi-supervised deep learning results," *NeurIPS*, 2017. 3, 4, 8, 9
- [102] H. Hu, F. Wei, H. Hu, Q. Ye, J. Cui, and L. Wang, "Semi-supervised semantic segmentation via adaptive equalization learning," *NeurIPS*, 2021. 3, 8, 9
- [103] A. Der Kiureghian and O. Ditlevsen, "Aleatory or epistemic? does it matter?" *Structural Safety*, vol. 31, no. 2, pp. 105–112, 2009. 3
- [104] A. Kendall and Y. Gal, "What uncertainties do we need in bayesian deep learning for computer vision?" *NeurIPS*, 2017. 3
- [105] J. Mukhoti and Y. Gal, "Evaluating bayesian deep learning methods for semantic segmentation," *arXiv preprint arXiv:1811.12709*, 2018. 3
- [106] T. Chen, S. Kornblith, K. Swersky, M. Norouzi, and G. Hinton, "Big self-supervised models are strong semi-supervised learners," *NeurIPS*, 2020. 3
- [107] X. Chen, S. Xie, and K. He, "An empirical study of training self-supervised vision transformers," in *ICCV*, 2021. 3
- [108] H. Wang, K. Song, J. Fan, Y. Wang, J. Xie, and Z. Zhang, "Hard patches mining for masked image modeling," in *CVPR*, 2023. 3
- [109] S. Liu, S. Zhi, E. Johns, and A. J. Davison, "Bootstrapping semantic segmentation with regional contrast," *arXiv preprint arXiv:2104.04465*, 2021. 3, 6
- [110] W. Wang, T. Zhou, F. Yu, J. Dai, E. Konukoglu, and L. Van Gool, "Exploring cross-image pixel contrast for semantic segmentation," in *ICCV*, 2021. 3
- [111] X. Zhao, R. Vemulapalli, P. A. Mansfield, B. Gong, B. Green, L. Shapira, and Y. Wu, "Contrastive learning for label efficient semantic segmentation," in *ICCV*, 2021. 3
- [112] Y. Zhong, B. Yuan, H. Wu, Z. Yuan, J. Peng, and Y.-X. Wang, "Pixel contrastive-consistent semi-supervised semantic segmentation," in *ICCV*, 2021. 3, 8
- [113] G. Kang, Y. Wei, Y. Yang, Y. Zhuang, and A. Hauptmann, "Pixel-level cycle association: A new perspective for domain adaptive semantic segmentation," *NeurIPS*, 2020. 3
- [114] Q. Zhou, C. Zhuang, X. Lu, and L. Ma, "Domain adaptive semantic segmentation with regional contrastive consistency regularization," *arXiv preprint arXiv:2110.05170*, 2021. 3
- [115] Y. Kim, J. Yim, J. Yun, and J. Kim, "Nlnl: Negative learning for noisy labels," in *CVPR*, 2019. 4
- [116] H. Tokunaga, B. K. Iwana, Y. Teramoto, A. Yoshizawa, and R. Bise, "Negative pseudo labeling using class proportion for semantic segmentation in pathology," in *ECCV*, 2020. 4
- [117] M. N. Rizve, K. Duarte, Y. S. Rawat, and M. Shah, "In defense of pseudo-labeling: An uncertainty-aware pseudo-label selection framework for semi-supervised learning," in *ICLR*, 2020. 4
- [118] Y. Kim, J. Yun, H. Shon, and J. Kim, "Joint negative and positive learning for noisy labels," in *CVPR*, 2021. 4
- [119] K. He, X. Zhang, S. Ren, and J. Sun, "Deep residual learning for image recognition," in *CVPR*, 2016. 4, 8, 14
- [120] A. v. d. Oord, Y. Li, and O. Vinyals, "Representation learning with contrastive predictive coding," *arXiv preprint arXiv:1807.03748*, 2018. 5
- [121] K. He, H. Fan, Y. Wu, S. Xie, and R. Girshick, "Momentum contrast for unsupervised visual representation learning," in *CVPR*, 2020. 6
- [122] B. Hariharan, P. Arbeláez, L. Bourdev, S. Maji, and J. Malik, "Semantic contours from inverse detectors," in *ICCV*, 2011. 8, 14
- [123] J. Deng, W. Dong, R. Socher, L.-J. Li, K. Li, and L. Fei-Fei, "Imagenet: A large-scale hierarchical image database," in *CVPR*, 2009. 8, 11, 14
- [124] Z. Ke, D. Qiu, K. Li, Q. Yan, and R. W. Lau, "Guided collaborative training for pixel-wise semi-supervised learning," in *ECCV*, 2020. 8, 9
- [125] T.-H. Vu, H. Jain, M. Bucher, M. Cord, and P. Pérez, "Advent: Adversarial entropy minimization for domain adaptation in semantic segmentation," in *CVPR*, 2019. 12
- [126] Y. Zou, Z. Yu, B. Kumar, and J. Wang, "Unsupervised domain adaptation for semantic segmentation via class-balanced self-training," in *ECCV*, 2018. 12
- [127] Q. Zhang, J. Zhang, W. Liu, and D. Tao, "Category anchor-guided unsupervised domain adaptation for semantic segmentation," *NeurIPS*, 2019. 12
- [128] Y. Yang and S. Soatto, "Fda: Fourier domain adaptation for semantic segmentation," in *CVPR*, 2020. 12
- [129] F. Lv, T. Liang, X. Chen, and G. Lin, "Cross-domain semantic segmentation via domain-invariant interactive relation transfer," in *CVPR*, 2020. 12
- [130] K. Mei, C. Zhu, J. Zou, and S. Zhang, "Instance adaptive self-training for unsupervised domain adaptation," in *ECCV*, 2020. 12
- [131] Q. Lian, F. Lv, L. Duan, and B. Gong, "Constructing self-motivated pyramid curriculums for cross-domain semantic segmentation: A non-adversarial approach," in *ICCV*, 2019. 12
- [132] N. Araslanov and S. Roth, "Self-supervised augmentation consistency for adapting semantic segmentation," in *CVPR*, 2021. 12
- [133] I. Loshchilov and F. Hutter, "Decoupled weight decay regularization," *arXiv preprint arXiv:1711.05101*, 2017. 11
- [134] G. Sun, W. Wang, J. Dai, and L. Van Gool, "Mining cross-image semantics for weakly supervised semantic segmentation," in *ECCV*. Springer, 2020. 13, 14
- [135] Z. Wu, C. Shen, and A. Van Den Hengel, "Wider or deeper: Revisiting the resnet model for visual recognition," *Pattern Recognition*, vol. 90, pp. 119–133, 2019. 14

- [136] L. Xu, W. Ouyang, M. Bennamoun, F. Boussaid, F. Sohel, and D. Xu, "Leveraging auxiliary tasks with affinity learning for weakly supervised semantic segmentation," in *ICCV*, 2021. 14
- [137] Y. Wang, J. Zhang, M. Kan, S. Shan, and X. Chen, "Self-supervised equivariant attention mechanism for weakly supervised semantic segmentation," in *CVPR*, 2020. 14
- [138] Y.-T. Chang, Q. Wang, W.-C. Hung, R. Piramuthu, Y.-H. Tsai, and M.-H. Yang, "Weakly-supervised semantic segmentation via sub-category exploration," in *CVPR*, 2020. 14
- [139] Y. Su, R. Sun, G. Lin, and Q. Wu, "Context decoupling augmentation for weakly supervised semantic segmentation," in *ICCV*, 2021. 14
- [140] J. Lee, J. Choi, J. Mok, and S. Yoon, "Reducing information bottleneck for weakly supervised semantic segmentation," *NeurIPS*, 2021. 14
- [141] K. Simonyan and A. Zisserman, "Very deep convolutional networks for large-scale image recognition," *arXiv preprint arXiv:1409.1556*, 2014. 14
- [142] P. Krähenbühl and V. Koltun, "Efficient inference in fully connected crfs with gaussian edge potentials," *NeurIPS*, 2011. 14