

Graph Mover’s Distance: An Efficiently Computable Distance Measure for Geometric Graphs

Sushovan Majhi*

Abstract

Many applications in pattern recognition represent patterns as a geometric graph. The geometric graph distance (GGD) has recently been studied in [13] as a meaningful measure of similarity between two geometric graphs. Since computing the GGD is known to be \mathcal{NP} -hard, the distance measure proves an impractical choice for applications. As a computationally tractable alternative, we propose in this paper the Graph Mover’s Distance (GMD), which has been formulated as an instance of the earth mover’s distance. The computation of the GMD between two geometric graphs with at most n vertices takes only $O(n^3)$ -time. Alongside studying the metric properties of the GMD, we investigate the stability of the GGD and GMD. The GMD also demonstrates extremely promising empirical evidence at recognizing letter drawings from the LETTER dataset [18].

1 Introduction

Graphs have been a widely accepted object for providing structural representation of patterns involving relational properties. While hierarchical patterns are commonly reduced to a string [7] or a tree representation [6], non-hierarchical patterns generally require a graph representation. The problem of pattern recognition in such a representation then requires quantifying (dis-)similarity between a query graph and a model or prototype graph. Defining a relevant distance measure for a class of graphs has been studied for almost five decades now and has a myriad of applications including chemical structure matching [21], fingerprint matching [16], face identification [11], and symbol recognition [12].

Depending on the class of graphs of interest and the area of application, several methods have been proposed. Graph isomorphisms [5] or subgraph isomorphisms can be considered. These, however, cannot cope with (sometimes minor) local and structural deformations of the two graphs. To address this issue, several alternative distance measures have been studied. We particularly mention *edit distance* [20, 9] and *inexact matching distance* [3]. Although these distance measures have been battle-proven for attributed graphs (i.e., combinatorial graphs with finite label sets), the formulations seem inadequate in providing meaningful similarity measures for geometric graphs.

A geometric graph belongs to a special class of attributed graphs having an embedding into a Euclidean space \mathbb{R}^d , where the vertex labels are inferred from the Euclidean locations of the vertices and the edge labels are the Euclidean lengths of the edges.

In the last decade, there has been a gain in practical applications involving comparison of geometric graphs, such as road-network or map comparison [1], detection of chemical structures using their spatial bonding geometry, etc. In addition, large datasets like [18] are being curated by pattern recognition and machine learning communities.

*School of Information, University of California, Berkeley, USA, smajhi@berkeley.edu

1.1 Related Work and Our Contribution

We are inspired by the recently developed geometric graph distance (GGD) in [4, 13]. Although the GGD succeeds to be a relevant distance measure for geometric graphs, its computation, unfortunately, is known to be \mathcal{NP} -hard. Our motivation stems from applications that demand an efficiently computable measure of similarity for geometric graphs. The formulation of our graph mover’s distance is based on the theoretical underpinning of the GGD. The GMD provides a meaningful yet computationally efficient similarity measure between two geometric graphs.

In Section 2, we revisit the definition of the (GGD) to investigate its stability under Hausdorff perturbation. Section 3 is devoted to the study of the GMD. The GMD has been shown to render a *pseudo*-metric on the class of (ordered) geometric graphs. Finally, we apply the GMD to classify letter drawings in Section 4. Our experiment involves matching each of 2250 test drawings, modeled as geometric graphs, to 15 prototype letters from the English alphabet. For the drawings with LOW distortion, the correct letter has been found among the top 3 matches at a rate of 98.93%, where the benchmark accuracy is 99.6% obtained using a k-nearest neighbor classifier (k-NN) with the graph edit distance [3].

2 Geometric Graph Distance (GGD)

We first formally define a geometric graph. Throughout the paper, the dimension of the ambient Euclidean space is denoted by $d \geq 1$. We also assume that the cost coefficients C_V and C_E are positive constants.

Definition 2.1 (Geometric Graph). *A geometric graph of \mathbb{R}^d is a (finite) combinatorial graph $G = (V^G, E^G)$ with vertex set $V^G \subset \mathbb{R}^d$, and the Euclidean straight-line segments $\{\overline{ab} \mid (a, b) \in E^G\}$ intersect (possibly) at their endpoints.*

We denote the set of all geometric graphs of \mathbb{R}^d by $\mathcal{G}(\mathbb{R}^d)$. Two geometric graphs $G = (V^G, E^G)$ and $H = (V^H, E^H)$ are said to be *equal*, written $G = H$, if and only if $V^G = V^H$ and $E^G = E^H$. We make no distinction between a geometric graph $G = (V^G, E^G)$ and its *geometric realization* as a subset of \mathbb{R}^d ; an edge $(u, v) \in E^G$ can be identified as the line-segment \overline{uv} in \mathbb{R}^d , and its length by the Euclidean length $|\overline{uv}|$.

Following the style of [13], we first revisit the definition of GGD. The definition uses the notion of an inexact matching. In order to denote a deleted vertex and a deleted edge, we introduce the *dummy vertex* ϵ_V and the *dummy edge* ϵ_E , respectively.

Definition 2.2 (Inexact Matching). *Let $G, H \in \mathcal{G}(\mathbb{R}^d)$ be two geometric graphs. A relation $\pi \subseteq (V^G \cup \{\epsilon_V\}) \times (V^H \cup \{\epsilon_V\})$ is called an (inexact) matching if for any $u \in V^G$ (resp. $v \in V^H$) there is exactly one $v \in V^H \cup \{\epsilon_V\}$ (resp. $u \in V^G \cup \{\epsilon_V\}$) such that $(u, v) \in \pi$.*

The set of all matchings between graphs G, H is denoted by $\Pi(G, H)$. Intuitively, a matching π is a relation that covers the vertex sets V^G, V^H exactly once. As a result, when restricted to V^G (resp. V^H), a matching π can be expressed as a map $\pi : V^G \rightarrow V^H \cup \{\epsilon_V\}$ (resp. $\pi^{-1} : V^H \rightarrow V^G \cup \{\epsilon_V\}$). In other words, when $(u, v) \in \pi$ and $u \neq \epsilon_V$ (resp. $v \neq \epsilon_V$), it is justified to write $\pi(u) = v$ (resp. $\pi^{-1}(v) = u$). It is evident from the definition that the induced map

$$\pi : \{u \in V^G \mid \pi(u) \neq \epsilon_V\} \rightarrow \{v \in V^H \mid \pi^{-1}(v) \neq \epsilon_V\}$$

is a bijection. For edges $e = (u_1, u_2) \in E^G$ and $f = (v_1, v_2) \in E^H$, we introduce the short-hand $\pi(e) := (\pi(u_1), \pi(u_2))$ and $\pi^{-1}(f) := (\pi^{-1}(v_1), \pi^{-1}(v_2))$.

Another perspective of π is to view it as a matching between portions of G and H , (possibly) after applying some edits on the two graphs. For example, $\pi(u) = \epsilon_V$ (resp. $\pi^{-1}(v) = \epsilon_V$) encodes deletion of the vertex u from G (resp. v from H), whereas $\pi(e) = \epsilon_E$ (resp. $\pi^{-1}(f) = \epsilon_E$) encodes deletion of the edge e from G (resp. f from H). Once the above deletion operations have been performed on the graphs, the resulting subgraphs of G and H become isomorphic, which are finally matched by translating the remaining vertices u to $\pi(u)$. Now, the cost of the matching π is defined as the total cost for all of these operations:

Definition 2.3 (Cost of a Matching). *Let $G, H \in \mathcal{G}(\mathbb{R}^d)$ be geometric graphs and $\pi \in \Pi(G, H)$ an inexact matching. The cost of π , is $\text{Cost}(\pi) =$*

$$\underbrace{\sum_{\substack{u \in V^G \\ \pi(u) \neq \epsilon_V}} C_V |u - \pi(u)|}_{\text{vertex translations}} + \underbrace{\sum_{\substack{e \in E^G \\ \pi(e) \neq \epsilon_E}} C_E ||e| - |\pi(e)||}_{\text{edge translations}} + \underbrace{\sum_{\substack{e \in E^G \\ \pi(e) = \epsilon_E}} C_E |e|}_{\text{edge deletions}} + \underbrace{\sum_{\substack{f \in E^H \\ \pi^{-1}(f) = \epsilon_E}} C_E |f|}_{\text{edge deletions}}. \quad (1)$$

Definition 2.4 (GGD). *For geometric graphs $G, H \in \mathcal{G}(\mathbb{R}^d)$, their geometric graph distance, $\text{GGD}(G, H)$, is*

$$\text{GGD}(G, H) \stackrel{\text{def}}{=} \min_{\pi \in \Pi(G, H)} \text{Cost}(\pi).$$

2.1 Stability of GGD

A distance measure is said to be *stable* if it does not change much if the inputs are *perturbed* only slightly. Usually, the change is expected to be bounded above by the amount of perturbation inflicted on the inputs. The perturbation is measured under a suitable choice of metric. In the context of geometric graphs, it is natural to wonder if the GGD is stable under the Hausdorff distance between two graphs. To our disappointment, we can easily see for the graphs shown in Fig. 1 that the GGD is positive, whereas the Hausdorff distance between their realizations is zero. So, the Hausdorff distance between the graphs can not bound their GGD from above.

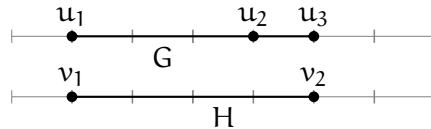


Figure 1: The graphs G (top) and H (bottom) are embedded in the real line; the distance between consecutive ticks is 1 unit. The Hausdorff distance between G and H is zero, however $\text{GGD}(G, H) = C_V + C_E$ is non-zero. The optimal matching is given by $\pi(u_1) = v_1$, $\pi(u_2) = v_2$, and $\pi(u_3) = \epsilon_V$.

One might think that the GGD is stable when the Hausdorff distance only between the vertices is considered. However, the graphs in Fig. 2 indicate otherwise.

Under strong requirements, however, it is not difficult to prove the following result on the stability of GGD under the Hausdorff distance.

Theorem 1 (Hausdorff Stability of GGD). *Let $G, H \in \mathcal{G}(\mathbb{R}^d)$ be geometric graphs with a graph isomorphism $\pi : V^G \rightarrow V^H$. If $\delta > 0$ is such that $|u - \pi(u)| \leq \delta$ for all $u \in V^G$, then*

$$\text{GGD}(G, H) \leq C_V |V^G| \delta.$$

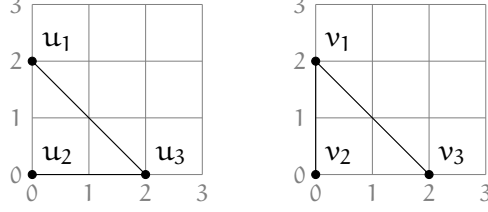


Figure 2: For the graphs $G, H \in \mathcal{G}(\mathbb{R}^2)$, the Hausdorff distance between the vertex sets is zero, however $\text{GGD}(G, H) = 4C_E$ is non-zero. The optimal matching is given by $\pi(u_1) = v_1$, $\pi(u_3) = v_3$, $\pi(u_2) = \epsilon_V$, and $\pi^{-1}(v_2) = \epsilon_V$.

Proof. The given graph isomorphism π is a bijective mapping between the vertices of G and H . So, $\pi \in \Pi(G, H)$, i.e., it defines an inexact matching. Since π is a graph isomorphism, it does not delete any vertex or edge. More formally, for all $u \in V^G$ and $v \in V^H$, we have $\pi(u) \neq \epsilon_V$ and $\pi^{-1}(v) \neq \epsilon_V$, respectively. Also, for all $e \in E^G$ and $f \in E^H$, we have $\pi(e) \neq \epsilon_E$ and $\pi^{-1}(f) \neq \epsilon_E$, respectively. From (1), the cost

$$\text{Cost}(\pi) = \sum_{u \in V^G} C_V |u - \pi(u)| \leq C_V |V^G| \delta.$$

So, $\text{GGD}(G, H) \leq \text{Cost}(\pi) \leq C_V |V^G| \delta$. □

3 Graph Mover's Distance (GMD)

We define the *Graph Mover's Distance* for two ordered geometric graphs. A geometric graph is called *ordered* if its vertices are ordered or indexed. In that case, we denote the vertex set as a (finite) sequence $V^G = \{u_i\}_{i=1}^m$. Let us denote by $\mathcal{G}^O(\mathbb{R}^d)$ the set of all ordered geometric graphs of \mathbb{R}^d . The formulation of the GMD uses the framework known as the earth mover's distance (EMD).

3.1 Earth Mover's Distance (EMD)

The EMD is a well-studied distance measure between weighted point sets, with many successful applications in a variety of domains; for example, see [8, 10, 17, 19]. The idea of the EMD was first conceived by Monge [14] in 1781, in the context of transportation theory. The name “earth mover's distance” was coined only recently, and is well-justified due to the following analogy. The first weighted point set can be thought of as piles of earth (dirt) lying on the point sites, with the weight of a site indicating the amount of earth; whereas, the other point set as pits of volumes given by the corresponding weights. Given that the total amount of earth in the piles equals the total volume of the pits, the EMD computes the least (cumulative) cost needed to fill all the pits with earth. Here, a unit of cost corresponds to moving a unit of earth by a unit of “ground distance” between the pile and the pit.

The EMD can be cast as a transportation problem on a bipartite graph, which has several efficient implementations, e.g., the network simplex algorithm [2, 15]. Let the weighted point sets $P = \{(p_i, w_{p_i})\}_{i=1}^m$ and $Q = \{(q_j, w_{q_j})\}_{j=1}^n$ be a set of suppliers and a set of consumers, respectively. The weight w_{p_i} denotes the total supply of the supplier p_i , and w_{q_j} the total demand of the consumer q_j . The matrix $[d_{i,j}]$ is the matrix of ground distances, where $d_{i,j}$ denotes the cost of transporting a unit of supply from p_i to q_j . We also assume the *feasibility condition* that the total supply equals the total

demand:

$$\sum_{i=1}^m w_{p_i} = \sum_{j=1}^n w_{q_j} . \quad (2)$$

A *flow* of supply is given by a matrix $[f_{i,j}]$ with $f_{i,j}$ denoting the units of supply transported from p_i to q_j . We want to find a flow that minimizes the overall cost

$$\sum_{i=1}^m \sum_{j=1}^n f_{i,j} d_{i,j}$$

subject to:

$$f_{i,j} \geq 0 \text{ for any } i = 1, \dots, m \text{ and } j = 1, \dots, n \quad (3)$$

$$\sum_{j=1}^n f_{i,j} = w_i \text{ for any } i = 1, \dots, m \quad (4)$$

$$\sum_{i=1}^m f_{i,j} = w_j \text{ for any } j = 1, \dots, n, \quad (5)$$

Constraint (3) ensures a flow of units from P to Q , and not vice versa; constraint (4) dictates that a supplier must send all its supply—not more or less; constraint (5) guarantees that the demand of every consumer is exactly fulfilled.

The *earth mover's distance* (EMD) is then defined by the cost of the optimal flow. A solution always exists, provided condition (2) is satisfied. The weights and the ground distances can be chosen to be any non-negative numbers. However, we choose them appropriately in order to solve our graph matching problem.

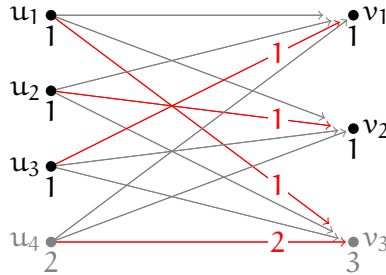


Figure 3: The bipartite network used by the GMD is shown for two ordered graphs G, H with vertex sets $V^G = \{u_1, u_2, u_3\}$ and $V^H = \{v_1, v_2\}$, respectively. The dummy nodes u_4 for G and v_3 for H , respectively, have been shown in gray. Below each node, the corresponding weights are shown. A particular flow has been depicted here. The gray edges do not transport anything. A red edge has a non-zero flow with the transported units shown on them.

3.2 Defining the GMD

Let $G, H \in \mathcal{G}^O(\mathbb{R}^d)$ be two ordered geometric graphs of \mathbb{R}^d with $V^G = \{u_i\}_{i=1}^m$ and $V^H = \{v_j\}_{j=1}^n$. For each $i = 1, \dots, m$, let E_i^G denote the (row) m -vector containing the lengths of (ordered) edges incident to the vertex u_i of G . More precisely, the

$$\text{kth element of } E_i^G = \begin{cases} |e_{i,k}^G|, & \text{if } e_{i,k}^G := (u_i, u_k) \in E^G \\ 0, & \text{otherwise.} \end{cases}$$

Similarly, for each $j = 1, \dots, n$, we define E_j^H to be the (row) n -vector with the

$$\text{kth element of } E_j^H = \begin{cases} |e_{j,k}^H|, & \text{if } e_{j,k}^H := (v_j, v_k) \in E^H \\ 0, & \text{otherwise.} \end{cases}$$

In order to formulate the desired instance of the EMD, we take the point sets to be $P = \{u_i\}_{i=1}^{m+1}$ and $Q = \{v_j\}_{j=1}^{n+1}$. Here, u_{m+1} and v_{n+1} have been taken to be a dummy supplier and dummy consumer, respectively, to incorporate vertex deletion into our GMD framework. The weights on the sites are defined as follows:

$$w_{u_i} = 1 \text{ for } i = 1 \dots, m \text{ and } w_{u_{m+1}} = n .$$

And,

$$w_{v_j} = 1 \text{ for } j = 1 \dots, n \text{ and } w_{v_{m+1}} = m .$$

We note that the feasibility condition (2) is satisfied: $m + n$ is the total weight for both P and Q . An instance of the transportation problem is depicted in Fig. 3.

Finally, the ground distance from u_i to v_j is defined by:

$$d_{i,j} = \begin{cases} C_V |u_i - v_j| + C_E \|E_i^G D_{m \times p} - E_j^H D_{n \times p}\|_1, & \text{if } 1 \leq i \leq m, 1 \leq j \leq n \\ C_E \|E_j^H\|_1, & \text{if } i = m + 1 \text{ and } 1 \leq j \leq n \\ C_E \|E_i^G\|_1, & \text{if } 1 \leq i \leq m \text{ and } j = n + 1 \\ 0, & \text{otherwise.} \end{cases}$$

Here, $p = \min\{m, n\}$, the 1-norm of a row vector is denoted by $\|\cdot\|_1$, and D denotes a diagonal matrix with the all diagonal entries being 1.

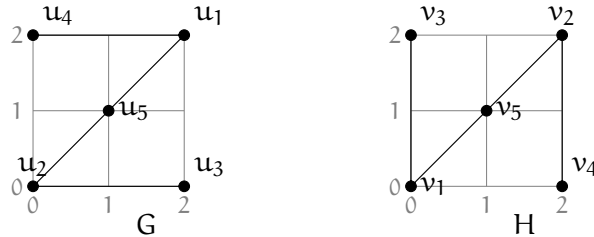


Figure 4: For the geometric graph $G, H \in \mathcal{G}^O(\mathbb{R}^2)$, the GMD is zero. The optimal flow is given by the matching $\pi(u_1) = v_2, \pi(u_2) = v_1, \pi(u_3) = v_4, \pi(u_4) = v_3, \text{ and } \pi(u_5) = v_5$.

3.3 Metric Properties

We can see that the GMD induces a pseudo-metric on the space of ordered geometric graphs $\mathcal{G}^O(\mathbb{R}^d)$. Non-negativity, symmetry, and triangle inequality follow from those of the cost matrix $[d_{i,j}]$ defined in the GMD.

In addition, we note that $G = H$ (as ordered graphs) implies that $d_{i,j} = 0$ whenever $i = j$. The trivial flow, where each u_i sends its full supply to v_i , has a zero cost. So, $\text{GMD}(G, H) = 0$. The GMD does not, however, satisfy the separability condition on $\mathcal{G}^O(\mathbb{R}^d)$.

For the graphs G, H shown in Fig. 4, we have $\text{GMD}(G, H) = 0$. We note that G, H have the following adjacency length matrices $[E_i^G]_i$ and $[E_j^H]_j$, respectively:

$$\begin{bmatrix} 0 & 0 & 0 & 2 & \sqrt{2} \\ 0 & 0 & 2 & 0 & \sqrt{2} \\ 0 & 2 & 0 & 0 & 0 \\ 2 & 0 & 0 & 0 & 0 \\ \sqrt{2} & \sqrt{2} & 0 & 0 & 0 \end{bmatrix} \text{ and } \begin{bmatrix} 0 & 0 & 2 & 0 & \sqrt{2} \\ 0 & 0 & 0 & 2 & \sqrt{2} \\ 2 & 0 & 0 & 0 & 0 \\ 0 & 2 & 0 & 0 & 0 \\ \sqrt{2} & \sqrt{2} & 0 & 0 & 0 \end{bmatrix}.$$

It can be easily checked that the flow that transports a unit of supply from $u_1 \mapsto v_2, u_2 \mapsto v_1, u_3 \mapsto v_4, u_4 \mapsto v_3, u_5 \mapsto v_5$, and five units from $u_6 \mapsto v_6$ has total cost zero. So, $\text{GMD}(G, H) = 0$. However, the graphs G and H are not the same geometric graph. The fact that $\text{GGD}(G, H) \neq 0$ implies the GGD is not stable under the GMD.

One can easily find even simpler configurations for two distinct geometric graphs with a zero GMD—if the graphs are allowed to have multiple connected components.

We conclude this section by stating a stability result for the GMD under the Hausdorff distance. We omit the proof, since it uses a similar argument presented in Theorem 1.

Theorem 2 (Hausdorff Stability of GMD). *Let $G, H \in \mathcal{G}^O(\mathbb{R}^d)$ be ordered geometric graphs with a bijection $\pi : V^G \rightarrow V^H$ such that $e_{i,j}^G = e_{\pi(i),\pi(j)}^H$ for all i, j . If $\delta > 0$ is such that $|u_i - \pi(u_i)| \leq \delta$ for all $u_i \in V^G$, then*

$$\text{GMD}(G, H) \leq C_V |V^G| \delta.$$

3.4 Computing the GMD

As pointed out earlier, the GMD can be computed as an instance of transportation problem—using, for example, the network simplex algorithm. If the graphs have at most n vertices, computing the ground cost matrix $[d_{i,j}]$ takes $O(n^3)$ -time. Since the bipartite network has $O(n)$ vertices and $O(n^2)$ edges, the simplex algorithm runs with a time complexity of $O(n^3)$, with a pretty good constant. Overall, the time complexity of the GMD is $O(n^3)$.

4 Experimental Results

We have implemented the GMD in Python, using network simplex algorithm from the `networkx` package. We ran a pattern retrieval experiment on letter drawings from the IAM Graph Database [18]. The repository provides an extensive collection of graphs, both geometric and labeled.

In particular, we performed our experiment on the LETTER database from the repository. The graphs in the database represent distorted letter drawings. The database considers only 15 uppercase letters from the English alphabet: A, E, F, H, I, K, L, M, N, T, V, W, X, Y, and Z. For each letter, a prototype line drawing has been manually constructed. On the prototypes, distortions are applied with three different level of strengths: LOW, MED, and HIGH, in order to produce 2250 letter graphs for each level. Each test letter drawing is a graph with straight-line edges; each node is labeled with its two-dimensional coordinates. Since some of the graphs in the dataset were not embedded, we had to compute the intersections of the intersecting edges and label them as nodes. The preprocessing guaranteed that all the considered graphs were geometric; a prototype and a distorted graph are shown in Fig. 5.

We devised a classifier for these letter drawings using the GMD. For this application, we chose $C_V = 4.5$ and $C_E = 1$. For a test letter, we computed its GMD from the 15 prototypes, then sorted

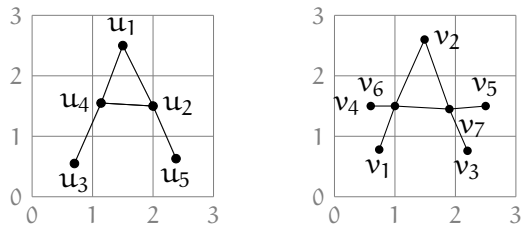


Figure 5: The prototype geometric graph of the letter A is shown on the left. On the right, a (MED) distorted letter A is shown.

| Distortion | correct letter in first k models (%) | | |
|------------|--------------------------------------|--------|--------|
| | k = 1 | k = 3 | k = 5 |
| LOW | 96.66% | 98.93% | 99.37% |
| MED | 66.66% | 85.37% | 91.15% |
| HIGH | 73.73% | 90.48% | 95.51% |

Table 1: Empirical result on the LETTER dataset

the prototypes in an increasing order of their distance to the test graph. We then check if the letter generating the test graph is among the first k prototypes. For each level of distortion and various values of k, we present the rate at which the correct letter has been found in the first k models. The summary of the empirical results have been shown in Table 1. Although the graph edit distance based k-NN classifier still outperforms the GMD by a very small margin, our results has been extremely satisfactory.

One possible reason why the GMD might fail to correctly classify some of the graphs is that lacks the separability property as a metric.

5 Discussions

We have successfully introduced an efficiently computable and meaningful similarity measure for geometric graphs. However, the GMD lacks some of the desirable properties, like separability and stability. The currently presented stability results for the GGD and GMD have a factor that depends on the size of the input graphs. The question remains if the distance measures are in fact stable under much weaker conditions, possibly with constant factors on the right side. It will also be interesting to study the exact class of geometric graphs for which the GMD is, in fact, a metric.

References

- [1] M. Ahmed, S. Karagiorgou, D. Pfoser, and C. Wenk. *Map Construction Algorithms*. Springer International Publishing, first edition, 2015.
- [2] R. Ahuja, T. Magnanti, and J. Orlin. *Network Flows: Theory, Algorithms, and Applications*. Always learning. Pearson, 2013.
- [3] H. Bunke and G. Allermann. Inexact graph matching for structural pattern recognition. *Pattern Recognition Letters*, 1(4):245–253, May 1983.

- [4] O. Cheong, J. Gudmundsson, H.-S. Kim, D. Schymura, and F. Stehn. Measuring the Similarity of Geometric Graphs. In J. Vahrenhold, editor, *Experimental Algorithms*, volume 5526, pages 101–112. Springer, 2009.
- [5] D. G. Corneil and C. C. Gotlieb. An efficient algorithm for graph isomorphism. *J. ACM*, 17(1):51–64, 1970.
- [6] K.-S. Fu and B. Bhargava. Tree systems for syntactic pattern recognition. *IEEE Transactions on Computers*, C-22(12):1087–1099, 1973.
- [7] K.-S. Fu and P. Swain. On syntactic pattern recognition. In J. T. Tou, editor, *Computer and Information Sciences – 1969*, volume 2 of *SEN Report Series Software Engineering*, pages 155–182. Elsevier, 1971.
- [8] C. J. Hargreaves, M. S. Dyer, M. W. Gaultois, V. A. Kurlin, and M. J. Rosseinsky. The Earth Mover’s Distance as a Metric for the Space of Inorganic Compositions. *Chemistry of Materials*, 32(24):10610–10620, Dec. 2020.
- [9] D. Justice and A. Hero. A binary linear programming formulation of the graph edit distance. *IEEE Transactions on Pattern Analysis and Machine Intelligence*, 28(8):1200–1214, Aug. 2006.
- [10] M. Kusner, Y. Sun, N. Kolkin, and K. Weinberger. From Word Embeddings To Document Distances. In *Proceedings of the 32nd International Conference on Machine Learning*, pages 957–966. PMLR, June 2015. ISSN: 1938-7228.
- [11] J. Liu and Y. T. Lee. Graph-based method for face identification from a single 2d line drawing. *IEEE Transactions on Pattern Analysis and Machine Intelligence*, 23(10):1106–1119, 2001.
- [12] J. Lladós, E. Martí, and J. Villanueva. Symbol recognition by error-tolerant subgraph matching between region adjacency graphs. *IEEE Transactions on Pattern Analysis and Machine Intelligence*, 23(10):1137–1143, 2001.
- [13] S. Majhi and C. Wenk. Distance measures for geometric graphs. *arXiv preprint arXiv:2209.12869*, 2022.
- [14] G. Monge. *Mémoire sur la théorie des déblais et des remblais*. Imprimerie royale, 1781.
- [15] O. Pele and M. Werman. A Linear Time Histogram Metric for Improved SIFT Matching. In D. Forsyth, P. Torr, and A. Zisserman, editors, *Computer Vision – ECCV 2008*, Lecture Notes in Computer Science, pages 495–508, Berlin, Heidelberg, 2008. Springer.
- [16] J. W. Raymond and P. Willett. Effectiveness of graph-based and fingerprint-based similarity measures for virtual screening of 2D chemical structure databases. *Journal of Computer-Aided Molecular Design*, 16(1):59–71, 2002.
- [17] Z. Ren, J. Yuan, and Z. Zhang. Robust hand gesture recognition based on finger-earth mover’s distance with a commodity depth camera. In *Proceedings of the 19th ACM international conference on Multimedia*, MM ’11, pages 1093–1096, New York, NY, USA, Nov. 2011. Association for Computing Machinery.
- [18] K. Riesen and H. Bunke. IAM Graph Database Repository for Graph Based Pattern Recognition and Machine Learning. In *Structural, Syntactic, and Statistical Pattern Recognition*, volume 5342, pages 287–297. Springer, 2008.
- [19] Y. Rubner, C. Tomasi, and L. J. Guibas. The Earth Mover’s Distance as a Metric for Image Retrieval. *International Journal of Computer Vision*, 40(2):99–121, Nov. 2000.
- [20] A. Sanfeliu and K.-S. Fu. A distance measure between attributed relational graphs for pattern recognition. *IEEE Transactions on Systems, Man, and Cybernetics*, SMC-13(3):353–362, May 1983.
- [21] P. Willett. Similarity Searching in Databases of Three-Dimensional Chemical Structures. In H.-H. Bock, W. Lenski, and M. M. Richter, editors, *Information Systems and Data Analysis*, pages 280–293. Springer, 1994.