

MutateNN: Mutation Testing of Image Recognition Models Deployed on Hardware Accelerators

Nikolaos Louloudakis
n.louloudakis@ed.ac.uk
University of Edinburgh

Perry Gibson
perry.gibson@glasgow.ac.uk
University of Glasgow

José Cano
jose.canoreyes@glasgow.ac.uk
University of Glasgow

Ajitha Rajan
arajan@ed.ac.uk
University of Edinburgh

ABSTRACT

The increased utilization of Artificial Intelligence (AI) solutions brings with it inherent risks, such as misclassification and sub-optimal execution time performance, due to errors introduced in their deployment infrastructure because of problematic configuration and software faults. On top of that, AI methods such as Deep Neural Networks (DNNs) are utilized to perform demanding, resource-intensive and even safety-critical tasks, and in order to effectively increase the performance of the DNN models deployed, a variety of Machine Learning (ML) compilers have been developed, allowing compatibility of DNNs with a variety of hardware acceleration devices, such as GPUs and TPUs. Furthermore the correctness of the compilation process should be verified.

In order to allow developers and researchers to explore the robustness of DNN models deployed on different hardware accelerators via ML compilers, in this paper we propose MutateNN, a tool that provides mutation testing and model analysis features in the context of deployment on different hardware accelerators. To demonstrate the capabilities of MutateNN, we focus on the image recognition domain by applying mutation testing to 7 well-established models utilized for image classification. We instruct 21 mutations of 6 different categories (Layer Node Replacement, Arithmetic Node Replacement, Node Input/Output Modifications, Arithmetic Types Mutations, Kernel Variables & Stores Mutations, and Conditional Statement Operations Mutations), and deploy our mutants on 4 different hardware acceleration devices of varying capabilities. Our results indicate that models are proven robust to changes related to layer modifications and arithmetic operators, while presenting discrepancies of up to 90.3% in mutants related to conditional operators. We also observed unexpectedly severe performance degradation on mutations related to arithmetic types of variables, leading the mutants to produce the same classifications for all dataset inputs.

1 INTRODUCTION

Enabling hardware acceleration and optimization of Deep Neural Networks (DNNs) is vital in order to achieve high performance. However, this process can be error-prone, due to the architectural and structural complexity of DNNs. A recent study [10] has shown that GPU bugs are amongst the main faults in DNNs, indicating that the process of integrating hardware acceleration in DNNs needs to be adequately tested. To automate the process of model compilation, optimization and deployment, a number of Machine Learning (ML) compilers have been implemented. OpenAI's Triton [24] and Apache TVM [3] allow the compilation and automatic optimization of DNNs, while MLIR [13] provides a low-level framework for developing domain specific compilers, including those for DNNs. However, given the complexity and demanding tasks of DNNs, the

correctness of such tools should be verified. For that purpose, we propose MutateNN, a mutation-testing tool aiming to examine the behavior and robustness of compiled DNNs in the presence of errors potentially introduced by ML compilers. Inspired by mutations generated in conventional software, MutateNN is able to generate DNN model mutants, execute them, and compare their behavior to the original model, and can do so across a variety of hardware acceleration devices. MutateNN leverages the popular Apache TVM [3] compiler.

To demonstrate the capabilities of MutateNN, we selected 7 widely-known image recognition models, which were all pre-trained with the ImageNet [5] dataset. We generated 21 mutations, related to model graph, tensor management, arithmetic types, and kernel operations; and we performed inference on 4 devices of varying computational capabilities. We observed up to 90% output label prediction differences across mutants related to conditional operations, in particular those modifying the conditional operator (e.g., less-than to less-than-equal). We also observed an unexpectedly severe model accuracy performance degradation when we changed arithmetic types with ones of lower precision.

2 SYSTEM ARCHITECTURE

MutateNN consists of three main components: the *Model Variants Generator*, the *Execution Module*, and the *Analysis Module*. It utilizes a configuration-based approach, capable of generating, deploying, performing inference and analyzing a batch of model mutations. The system architecture is presented in Figure 1. The system is built on top of the TVM compiler stack [3], which allows parameterization of models and deployment on different hardware acceleration devices.

Model Variants Generator Module. In order to test the behavior of DNNs across different hardware acceleration devices, MutateNN allows the generation of a number of model mutations, focusing on two primary categories: (1) graph-related mutations - implemented at Relay IR (TVM's high-level, graph IR), and (2) code-related mutations, implemented at TIR (TVM's low-level IR, one level above device code generation). MutateNN generates mutants based on the definitions in its configuration file and stores them in compressed format, so that they can be loaded, deployed and executed at a later stage in the process.

Mutations Execution Module. Once the tool completes the mutant generation process, MutateNN loads and deploys a mutant to a hardware acceleration device for model inference, via Remote Process Communication (RPC). Once the model is loaded, MutateNN prepares the dataset under test, applies the necessary preprocessing (e.g., normalization) on each dataset image, performs inference

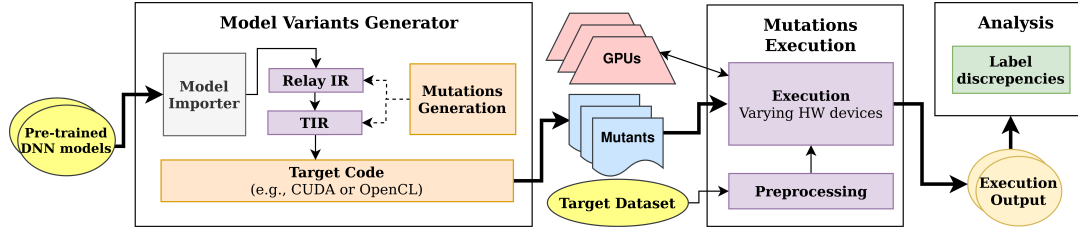


Figure 1: Architecture of MutateNN: (1) *Model Variants Generator* for generating mutations and compiling them to device code; (2) *Mutations Execution* that executes the various mutants on images from a target dataset; and (3) *Analysis* that compares inference outputs and reports metrics across mutant executions.

```

tf (((int)get_local_id(0)) < 16) {
  placeholder_shared[(((int)get_local_id(2)) * 16)]
  // ...
}

tf (((int)get_local_id(0)) <= 16) {
  placeholder_shared[(((int)get_local_id(2)) * 16)]
  // ...
}

```

Figure 2: Mutation of a conditional operator from less-than (top) to less-than-equal (bottom) in the device kernel code (OpenCL) for a part of a fused operation in MobileNetV2.

against the model mutant, and generates the top-K inference result along with the execution time. It then stores each output to a separate file for further examination by the analysis module.

Analysis Module. Once the inference operations are complete for the whole experiment set, then MutateNN applies analysis to determine discrepancies between mutant and original model executions by utilizing pairwise comparison against the inference outputs generated by different devices for the respective mutant under test. MutateNN supports a number of comparison metrics, such as top inference output label comparison, Levenshtein distance and Kendall’s Tau. The reporting results are generated in a summary JSON file, enabling further processing.

3 IMPLEMENTATION

MutateNN is available at <https://www.github.com/luludak/MutateNN>. It is implemented on top of Apache TVM [3], a performance-oriented DNN compiler stack that enables extensive, manual and automatic DNN optimization and deployment in a variety of hardware acceleration devices of different software backends and architectures.

Model Variants Generator. The Variants Generator utilizes both the Relay and Tensor-level IR passes of Apache TVM’s API. MutateNN is implemented so that its end users can define and configure their own custom mutants, along with their scope and effect range in the model. To demonstrate this part, we present two samples of code, part of the implementation of TIR pass (Figure 3), demonstrating the mutation of conditional operators, and Relay IR pass (Figure 4), demonstrating the replacement of activation functions.

Mutations Supported. MutateNN supports two primary types of mutations: (1) **Graph-Related**, and (2) **Code-Related**. For (1) we generate mutants based on 3 subcategories: (a) **Layer Node Replacement (LN)** (e.g., replacing a ReLU node to Sigmoid), (b) **Arithmetic Node Replacement (AN)**, replacing nodes related to

batch arithmetic operations (e.g., Add node to Subtract), and (c) **Node Input/Output Modifications (NIO)** (e.g., replacing a data tensor input node to a Dense node). All modifications of (1) are implemented on Relay IR of Apache TVM. For each subcategory, MutateNN traverses the Relay IR Abstract Syntax Tree (AST), and either replaces function calls or injects operations. In addition, it analyzes model metadata such as input and output dimensions across layers, and adjusts them in order to preserve mutant validity. An indicative example (transposing input tensor of a Conv2D layer) is shown on Figure 5, while the implementation logic is demonstrated in Figure 4. For (2), we generate mutants based on (3) subcategories, focusing on operations modifying statements and constructs at a lower level: (a) **Arithmetic Types Mutations (AT)** (e.g., changing float32 to float16 in variable types), (b) **Kernel Variables & Stores Mutations (SV)** (e.g., adding a constant of 0.5 to an existing variable holding a numeric value), and (c) **Conditional Statement Operations Mutations (CSO)**, such as replacing the less-than (<) operator of a test expression inside a conditional statement to less-than-equal (<=), as shown in Figure 2. These mutations are applied at the lower-level, Tensor IR (TIR) of Apache TVM. MutateNN traverses the TIR AST, and mutates the necessary statements and expressions based on configuration. The implementation logic is demonstrated in Figure 3.

Inference Analysis. MutateNN is capable of automatically analyzing and comparing the execution results of varying mutants. It explores its folder structure and identifies the execution results of each mutant. Then, it performs pairwise comparison across all outputs. For instance, consider MobileNetV2 getting mutated to MobileNetV2M1 and the mutant was configured to run on 3 devices, D1, D2, and D3, against a dataset of 10 images. Following execution on all the above configurations, MutateNN will identify the folders with the outputs and compare, element-wise for each dataset output, across all combinations of devices (D1D2, D1D3, D2D3). MutateNN supports a variety of element-wise comparator strategies, such as top-1 prediction and Levenshtein distance, and Kendall’s Tau [11]. It also performs the comparison in an efficient way, by automatically ruling out cases where a mutant crashed, or produced unreasonable results (e.g., all inferences having the same or very similar predictions). As a result of the analysis, MutateNN generates a number of JSON files containing metadata such as the difference percentage across output label predictions and the dataset image output names that presented discrepancies.

```

if op in elems["if_then_else_stmts"]:
    # Detect original conditional operator instance based on config.
    if (isinstance(op.condition, eval(mutation_data["original"]))):
        # Instantiate mutation operator based on config.
        mutation_type = eval(mutation_data["mutation"])
        op.condition = mutation_type(op.condition.a, op.condition.b)

    # Perform replacement.
    return filter_mutations(tvm.tir.IfThenElse(op.condition, \
        op.then_case, op.else_case, op.span), mutation_data)

```

Figure 3: Implementation of the operator mutation generation in TIR pass.

```

# Load original and mutation function name to replace in graph.
original_func_name = mutation_data["original_func_name"]
mutated_func_name = mutation_data["mutated_func_name"]
if (call.op.name == original_func_name):
    return tvm.relay.Call(tvm.relay.op.get(mutated_func_name), \
        new_args)

```

Figure 4: Implementation of the activation function replacement mutation generation in Relay IR pass.

```

%l23 = clip(%l22, a_min=0f, a_max=6f) /*Tensor([1, 384, 14, 14], float32)*/;
%l24 = transpose(%l23, axes=[0, 1, 3, 2]) /*Tensor([1, 384, 14, 14], float32)*/;
%l25 = nn.conv2d(%l24, %onnx::Conv_564, padding=[0, 0, 0, 0], kernel_size=[1, 1])

```

Figure 5: Injected tensor transposition in Relay IR.

4 RELATED WORK

Existing work has primarily focused towards exploring DNN model correctness, applying adversarial testing [18, 27]. In terms of mutation testing, DeepMutation [16] and DeepMutation++ [8] generate model mutants to assess the test data input quality for convolutional and recurrent neural networks, respectively. Related to ML compiler fuzzing, considerable work has been conducted in the literature. TVMFuzz [1] is a tool that allows generic-purpose TIR fuzzing on Apache TVM. Tzer [15] is a coverage-guided fuzzer, that applies modifications on models compiled in Apache TVM by applying both general-purpose and domain specific fuzzing at the low-level Tensor IR (TIR). NNSmith [14] focuses on the generation of valid DNN graphs that can be used to examine the compiler for bugs. However, none of these tools examines potential faults in Relay IR, which our tool supports; we also utilize Apache TVM as our ML compiler base, as it is an actively developed and used ML compiler. Most importantly, the primary purpose of these tools is to detect either crashing bugs, or inconsistencies related to floating-point exceptional values. The primary scope of our work is to detect bugs that cause different behavior across diverse hardware accelerators. Inspired by a well-established taxonomy of faults that has been created [10], which reveals that GPU issues are a primary cause of DNN model faults, we explore the robustness of DNNs compiled for deployment in a variety of hardware accelerators. To the best of our knowledge, MutateNN is the first work that attempts to mitigate this problem. In addition, contributions such as LEMON [26] and CRADLE [19] explore mutation testing and fault localization from models sourced from different Deep Learning (DL) frameworks. However, such systems do not consider the context of hardware acceleration as our work does.

5 EXPERIMENTS

We considered 7 well-known and widely-used image recognition models of varying sizes and architectures, used primarily for image classification but commonly consisting as the base for more complex activities, such as semantic segmentation and object detection: MobileNetV2 [22], ResNet152 [6], AlexNet [12], ShuffleNet [28], EfficientNet [25], DenseNet121 [9], and InceptionV2 [23]. All models are pre-trained on ImageNet [5], and since we focus on the deployment process we used the ImageNet object detection test dataset [21] as our experiments base dataset, given its complexity and realistic content, in order to adequately to stress our models under test. We also utilized 4 hardware accelerators to demonstrate the behavior of the generated mutants under a variety of environments with different levels of capabilities: an Intel-based server featuring an Nvidia Tesla K40c GPU (*Server #1*), a Nvidia Titan Xp (*Server #2*), a Nvidia AGX Xavier featuring an Nvidia Volta GPU (*Xavier*), and a mobile-class Hikey 970 board featuring an Arm Mali-G72 GPU (*Hikey*). From the 6 categories MutateNN supports, we implemented 21 mutations overall, inspired by related work (primarily from Tzer and DeepMutation), by an established taxonomy of real faults in DNNs [10], but also from conventional mutation testing, applying changes in expressions and types. These mutations are applied in order to demonstrate the capabilities of MutateNN and consist only a subset of a more comprehensive experiment set which is supported by our tool and is subset to future work. Our mutation set consists of the following model mutants: **Layer Node Replacement (LN)**: Mutating *ReLU* activation functions to *Sigmoid*. **Arithmetic Node Replacement (AN)**: Mutating *add* graph nodes to *subtract*. **Node Input/Output Modifications (NIO)**: Applying (1) transposition in inputs, and (2) exponent operations in inputs and outputs applied on *Conv2D*, *Dense* and *BatchNorm* nodes. **Arithmetic Types Mutations (AT)**: Changing *Float32* store types to *Float16*, *Int16*, and *Int8*. **Kernel Variables & Stores Mutations (SV)**: Subtracting a very small constant ($1e - 8$) from store (variable) values, and multiplying store value with a very small number as well ($1 + 1e - 8$). **Conditional Statement Operations Mutations (CSO)**: Changing conditional statement operators: LT (<) to LTE (<=) and GT (>) to GTE (>=) and LT (<). We executed all mutants using the test dataset, and compared the outputs against the original model outputs for all 4 devices. We also tested and verified that the outputs of the original model variants were consistent across hardware accelerator devices, for all our models under test.

6 RESULTS

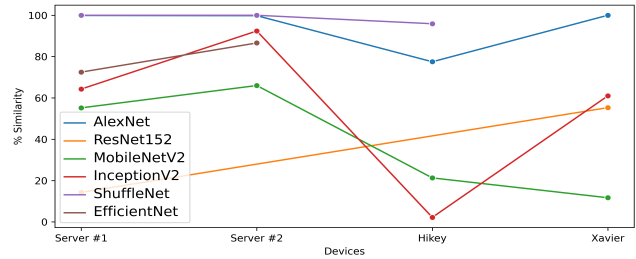
For graph-related mutants, we concluded to the following observations: **Layer Node Replacement (LN)**: The replacement of *ReLU* by *Sigmoid* occurrences in mutants led most of the cases to crash. The most notable difference was on EfficientNet, where the mutant achieved identical results to the original on *Xavier* device, while it crashed on all other 3 devices. **Arithmetic Node Replacement (AN)**: We observed heavy model performance degradation (up to 99.8% on *InceptionV2*) that was consistent across devices. **Node Input/Output Modifications (NIO)**: A similar behavior was observed in cases where transposing both data but also weights of convolutional nodes (Conv2D) led to heavy model performance

degradation (up to 98.4% on *InceptionV2*), a behavior that was also consistent across devices.

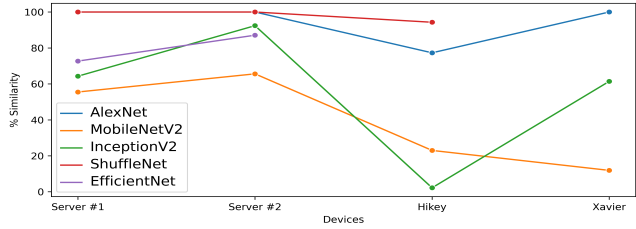
For code-related mutants, the results were the following: **Arithmetic Types Mutations (AT)**: we observed that the models got into an "implicit crash" state, in which the model produced predictions of a very small subset of labels, indifferently to the model input. Although this result was consistent across devices, we considered it interesting, as many optimizations (e.g., Fastmath) compromise model accuracy over computation speed and size. Furthermore, a change in arithmetic types (e.g., *Float32* to *Float16*) was expected to produce a less severe effect, partially affecting model accuracy due to loss of precision. **Kernel Variables & Stores Mutations (SV)**: the mutations seemed to have no effect to the model correctness. We believe that the actions we applied had a very negligible effect to the model, as the constants utilized were very small. Furthermore, it would be interesting to explore more drastic changes to store values in future work. **Conditional Statement Operations Mutations (CSO)**: this category presented two very interesting results, related to (1) operator modifications and (2) changes in conditional thresholds. For (1), and although most of the conditional operator mutants led to similar results across devices, the mutation changing the less-than (LT) to less-than-equal (LTE) operator in conditional statements (LT-to-LE) produced a variety of results, with the biggest performance degradation being observed once again at *InceptionV2* across *Server #2* and *Hikey*, where they presented a difference in results of up to 90.3% compared to the original model behavior. In addition we observed cases (e.g., *EfficientNet*) where a model behaved identically or almost identically to the original for most of the devices, but crashed on one of them (*Xavier*). A similar pattern was observed on the mutation related to threshold changes; in particular, increasing the right operand value of a conditional statement using LT by a constant (LT-RA), with once again *InceptionV2* presenting a difference of up to 90.2% across the same devices with (LT-to-LE). The results of both mutants can be observed in detail in Figure 6. We can observe a similar behavioral pattern across both mutants, however this is expected, as essentially both of them slightly modify the lower bound of a LT condition. For the rest of the mutants related to conditional operators, no significant results were observed, producing either identical results with the original across devices or mutants producing inaccurate results.

7 TOOL USABILITY

Special emphasis should be given to MutateNN usability and generalizability. MutateNN works in a configuration-based manner, in which its users can instruct model compilation across different hardware acceleration devices, generation of mutants across all categories defined, execution of the models against a user-defined dataset, and automated comparison of the results. Users can use MutateNN by having only basic knowledge on DNN deployment. MutateNN is also able to automatically fetch a plethora of pre-trained models from well-established libraries, such as PyTorch [17] and Keras [4], while it also supports file-based custom model representations, such as ONNX [2]. In addition, since MutateNN is built on top of Apache TVM, a generic purpose ML compiler, it theoretically supports mutation testing on DNN models outside



(a) LT-to-LE



(b) LT-RA

Figure 6: Comparison of mutants against the original model across devices: (a) LT to LTE and (b) right value increased by 0.5 in conditional statements for all the DNNs under test.

image recognition domain, such as text classification. Related to results interpretability, MutateNN supports differential testing across execution configurations in a pairwise manner, generating rich metadata reports in JSON format, both adequately human and machine-readable.

8 CONCLUSION

We presented MutateNN, a tool that enables mutation testing of DNN image recognition models in the context of hardware acceleration deployment by utilizing ML compilers. The tool supports graph and code related mutations. We demonstrated the potential of MutateNN by running preliminary experiments of 7 perception AI models, generating 21 mutations for each and executing them on 4 hardware acceleration devices of varying capabilities. We observed up to 90.3% output label deviations in mutants related primarily to threshold approximations and conditional operators, as well as a number of unexpected model performance degradation, related to arithmetic type mutations.

REFERENCES

- [1] dpankratz/tvmfuzz. <https://github.com/dpankratz/TVMFuzz>. Accessed 28 Jan. 2024.
- [2] Open Neural Network Exchange. <https://onnx.ai/>, 2023. [Accessed 28-Jan-2024].
- [3] T. Chen, T. Moreau, Z. Jiang, L. Zheng, E. Yan, H. Shen, M. Cowan, L. Wang, Y. Hu, L. Ceze, C. Guestrin, and A. Krishnamurthy. TVM: An automated end-to-end optimizing compiler for deep learning. In *13th USENIX Symposium on Operating Systems Design and Implementation (OSDI 18)*, pages 578–594, Oct. 2018.
- [4] F. Chollet et al. Keras. <https://keras.io>, 2015.
- [5] J. Deng, W. Dong, R. Socher, L.-J. Li, K. Li, and L. Fei-Fei. Imagenet: A large-scale hierarchical image database. In *2009 IEEE conference on computer vision and pattern recognition*, pages 248–255. Ieee, 2009.
- [6] K. He, X. Zhang, S. Ren, and J. Sun. Deep residual learning for image recognition. *CoRR*, abs/1512.03385, 2015.

- [7] K. He, X. Zhang, S. Ren, and J. Sun. Identity mappings in deep residual networks. *CoRR*, abs/1603.05027, 2016.
- [8] Q. Hu, L. Ma, X. Xie, B. Yu, Y. Liu, and J. Zhao. Deepmutation++: A mutation testing framework for deep learning systems. In 2019 34th IEEE/ACM International Conference on Automated Software Engineering (ASE), pages 1158–1161, 2019.
- [9] G. Huang, Z. Liu, and K. Q. Weinberger. Densely connected convolutional networks. *CoRR*, abs/1608.06993, 2016.
- [10] N. Humbatova, G. Jahangirova, G. Bavota, V. Riccio, A. Stocco, and P. Tonella. Taxonomy of real faults in deep learning systems. In Proceedings of the ACM/IEEE 42nd International Conference on Software Engineering, pages 1110–1121, 2020.
- [11] M. G. Kendall. A New Measure of Rank Correlation. *Biometrika*, 30(1/2):81–93, 1938.
- [12] A. Krizhevsky, I. Sutskever, and G. E. Hinton. Imagenet classification with deep convolutional neural networks. *Commun. ACM*, 60(6):84–90, may 2017.
- [13] C. Lattner, M. Amini, U. Bondhugula, A. Cohen, A. Davis, J. Pienaar, R. Riddle, T. Shpeisman, N. Vasilache, and O. Zinenko. Mlir: A compiler infrastructure for the end of moore’s law, 2020.
- [14] J. Liu, J. Lin, F. Ruffy, C. Tan, J. Li, A. Panda, and L. Zhang. Nnsmith: Generating diverse and valid test cases for deep learning compilers. In Proceedings of the 28th ACM International Conference on Architectural Support for Programming Languages and Operating Systems, Volume 2, ASPLOS ’23. ACM, Jan. 2023.
- [15] J. Liu, Y. Wei, S. Yang, Y. Deng, and L. Zhang. Coverage-guided tensor compiler fuzzing with joint ir-pass mutation, 2022.
- [16] L. Ma, F. Zhang, J. Sun, M. Xue, B. Li, F. Juefei-Xu, C. Xie, L. Li, Y. Liu, J. Zhao, and Y. Wang. Deepmutation: Mutation testing of deep learning systems. In 2018 IEEE 29th International Symposium on Software Reliability Engineering (ISSRE), pages 100–111, Los Alamitos, CA, USA, oct 2018. IEEE Computer Society.
- [17] A. Paszke, S. Gross, F. Massa, A. Lerer, J. Bradbury, G. Chanan, T. Killeen, Z. Lin, N. Gimelshein, L. Antiga, A. Desmaison, A. Köpf, E. Z. Yang, Z. DeVito, M. Raison, A. Tejani, S. Chilamkurthy, B. Steiner, L. Fang, J. Bai, and S. Chintala. Pytorch: An imperative style, high-performance deep learning library. *CoRR*, abs/1912.01703, 2019.
- [18] K. Pei, Y. Cao, J. Yang, and S. Jana. Deepxplore: Automated whitebox testing of deep learning systems. *CoRR*, abs/1705.06640, 2017.
- [19] H. V. Pham, T. Lutellier, W. Qi, and L. Tan. Cradle: Cross-backend validation to detect and localize bugs in deep learning libraries. In 2019 IEEE/ACM 41st International Conference on Software Engineering (ICSE), pages 1027–1038, 2019.
- [20] J. Roesch, S. Lyubomirsky, M. Kirisame, L. Weber, J. Pollock, L. Vega, Z. Jiang, T. Chen, T. Moreau, and Z. Tatlock. Relay: A high-level compiler for deep learning, 2019.
- [21] O. Russakovsky, J. Deng, H. Su, J. Krause, S. Satheesh, S. Ma, Z. Huang, A. Karpathy, A. Khosla, M. Bernstein, A. C. Berg, and L. Fei-Fei. ImageNet Large Scale Visual Recognition Challenge. *International Journal of Computer Vision (IJCV)*, 115(3):211–252, 2015.
- [22] M. Sandler, A. G. Howard, M. Zhu, A. Zhmoginov, and L. Chen. Inverted residuals and linear bottlenecks: Mobile networks for classification, detection and segmentation. *CoRR*, abs/1801.04381, 2018.
- [23] C. Szegedy, W. Liu, Y. Jia, P. Sermanet, S. E. Reed, D. Anguelov, D. Erhan, V. Vanhoucke, and A. Rabinovich. Going deeper with convolutions. *CoRR*, abs/1409.4842, 2014.
- [24] M. Tan and Q. V. Le. Efficientnet: Rethinking model scaling for convolutional neural networks, 2020.
- [25] M. Tan and Q. V. Le. Efficientnet: Rethinking model scaling for convolutional neural networks, 2020.
- [26] Z. Wang, M. Yan, J. Chen, S. Liu, and D. Zhang. Deep learning library testing via effective model generation. In Proceedings of the 28th ACM Joint Meeting on European Software Engineering Conference and Symposium on the Foundations of Software Engineering, ESEC/FSE 2020, page 788–799, New York, NY, USA, 2020. Association for Computing Machinery.
- [27] M. Zhang, Y. Zhang, L. Zhang, C. Liu, and S. Khurshid. Deeproad: Gan-based metamorphic testing and input validation framework for autonomous driving systems. In 2018 33rd IEEE/ACM International Conference on Automated Software Engineering (ASE), pages 132–142. IEEE, 2018.
- [28] X. Zhang, X. Zhou, M. Lin, and J. Sun. Shufflenet: An extremely efficient convolutional neural network for mobile devices. In 2018 IEEE/CVF Conference on Computer Vision and Pattern Recognition (CVPR), pages 6848–6856, 06 2018.

APPENDIX

MutateNN is a comprehensive suite for compiling, optimizing, executing and analyzing pretrained DNNs under different computational environment settings. In total, the tool supports:

- Downloading and building Deep Neural Networks.
- Generating mutants from a variety of settings for testing purposes, given many parameterization capabilities.
- Generating device code for execution on different hardware acceleration devices supporting different frameworks such as OpenCL and CUDA.
- Executing inference on those devices for a dataset of inputs, following the necessary pre-processing, dependent on each DNN model.
- Performing analysis against all mutation configurations, for all devices, by supporting a variety of pairwise comparison operators, such as top-1 output label comparison, and Kendall’s Tau.
- Allowing debug execution and different optimizations applications on DNN models.

The suite utilizes Apache TVM[3]. The mutation transformations are programmed on Relay[20], TVM’s graph Intermediate Representation (IR), and TIR, the Tensor-level IR.

9 INSTALLATION

The system requires TVM to be installed. We also use Python v3.x.x (tested with 3.6.x-3.10.x) and Pip as the package installer.

In addition, the system requires a number of pip packages. You can find them in the `requirements.txt` file

10 INSTRUCTIONS

- (1) Install Python and Pip on your system. Python comes with linux distributions usually, but this is not always the case for Pip. You can install it by running `sudo apt install python3-pip`
- (2) Download and install TVM: For instructions of how to install TVM, please refer to the TVM related guide for developers¹. We tested MutateNN using *TVM v0.13.0*.
- (3) Follow the installation from source instructions, and based on the experiments you want to run, enable the respective flags in the `<tvm_folder>/build/config.cmake`. For our experiments, we followed different settings per-device, but consider enabling the `USE_LLVM` and `USE_OPENCL` or `USE_CUDA` flags, depending on your configuration.
- (4) Install necessary Python packages by executing the command: `pip install -r requirements.txt`
- (5) Download necessary models, if you wish to run them locally. Alternative, you can instruct the MutateNN to download them for you. Although system utilizes already provided models for Keras and PyTorch, we utilized some TF and TFlite models from the GitHub repository of TensorFlow for slim Models.

- (6) You can also download the models manually, place them in the `models` folder defined in `models_out_relative` parameter, and defining `"type": "local"` in the configuration file. By default, use models from the official TensorFlow repo². The supported format for the models is ONNX.

11 CONFIGURATION

The configuration of the system is included into the ‘`config.json`’ file. Each section is self-explanatory and defines which part it concerns.

Important notes:

- You can utilize the TVM debugger, by setting `debug_enabled: true` to collect additional inference metadata and execution traces.
- You can set different TVM optimization settings, by modifying the `opt_level` variable from 0 to 4, with optimization level increasing.
- You can set the mutations you want to generate, by modifying the `mutations` entry of the object.
- You can specify the occurrence numbers that you want your mutation to be applied, by modifying ‘`positions`’ parameter in mutations. You can see examples of it on the configuration file provided.
- Device settings have been cleared out to preserve anonymity. If you wish, you can set up your own TVM RPC server on your own device and run everything following the instructions in TVM documentation³. You can then define your device in the system configuration and perform inference.

12 EXAMPLE CASE

In order to verify your installation and be able to run the framework with your own configuration, we have setup the configuration to build the system utilizing 7 models under test: MobileNetV2 [22], DenseNet121 [9], ResNet152 [6, 7], AlexNet [12], EfficientNetLite [25], ShuffleNet [28], and InceptionV2 [23]. You can download, run and evaluate the models accordingly. All models are obtained from the slim official repository, are pre-trained against ImageNet [5] and perform classification tasks against 1000 labels.

We also provide a small test dataset, consisting of 5 public domain images, obtained from unsplash⁴. To demonstrate device comparison, we have generated 3 simulations on different devices for MobileNetV2, which can be found on `/generated/MobileNetV2/simple_run`. You can instruct MutateNN to build, run and evaluate the existing dataset against these device outputs, by setting `build`, `execute` and `evaluate` to `true` in the `MobileNetV2` model entry of the configuration file.

Each model configuration entry also contains a number of necessary parameters, such as the input layer name and size, the output layer, etc, which are necessary for the model preparation, deployment, execution and evaluation.

Once you set up the tool, you can execute MutateNN by running: `python3 main.py`. An example of an execution instance terminal output, containing model build, execution and analysis, is presented on figure7.

¹https://tvm.apache.org/docs/install/from_source.html#developers-get-source-from-github

²<https://github.com/tensorflow/models/tree/master/research/slim>

³https://tvm.apache.org/docs/tutorial/cross_compilation_and_rpc.html

⁴<https://unsplash.com/images/stock/public-domain>

12.1 Model Build & Mutants Generation

Inside `config.json`, you can set the mutations you want to generate, by modifying the `mutations` entry of the object. You can instruct MutateNN to generate mutants on Relay IR, or in the Tensor-level IR. A number of supported mutations are already provided, but they can be modified and parameterized, based on the user needs.

The system will generate the models in the folder defined in `config.json` in a tar package, along with a folder providing their generated Relay, TIR representations, but also their GPU host and kernel code, for inspection and debugging purposes.

In total, the framework will generate the models compiled on TVM, utilizing the `opt=2` optimization setting by default which performs basic graph-level optimizations to the models, such as inference simplification, operator fusion and constant folding.

12.2 Execution

Your system will then execute, generating a folder with experiments. The structure followed is the following, using MutateNN folder (`<script_folder>`) as the base folder:

- Build: `/<models_out_relative>/<model_variant>_<opt_setting>.tar`
- Execution: `<exec_out_relative>/mutations/ts_<epoch_time_of_run>/<predictions>.txt`
- Evaluation: `<evaluation_out_relative>`

Based on existing configuration, inference generates the top-5 predictions, along with the execution time per-prediction at the bottom. In addition, you will find an `execution_log.txt` file in the aforementioned folder, containing info about the run.

The console will indicate the status of the running model and update accordingly, as shown in Figure 7.

12.3 Analysis

Once execution is complete, analysis will be executed. This will be done in 3 ways:

- Comparing results per-device (if provided), in JSON files.
- Analyze CSV and JSON files, containing metadata related to the execution.
- Comparing results per-multiple executions (if provided).

The system will then generate the following files inside each evaluation folder:

- `device_evaluation.json`, containing results per-device comparison in a pairwise manner.
- `device_discrepancies.json` containing only the cases where dissimilarities are observed.
- `output_stats_total.csv`, containing inference time data and performance of statistical analysis against execution times (using One Way ANOVA). This is an implementation related to analyzing inference times, which is not included in this work but is intended for future work usage.

Finally, you can also try your own model, given you provide the right files and settings. Configuration provides exactly the details requested for a model to be loaded from a backend, compiled using a specific optimization and GPU backend and be run for inference, respectfully.

```
Preprocessing is enabled.
Run 1 out of 1:
Processing model mobilenetv2-7.onnx
Mutations generated:
['model_original_opt2.tar', 'ifstmt_LT_to_LE_opt2.tar', 'model_transpose_conv2d_0_before_opt2.tar']
Executing: MobileNetV2
Executing model model_original_opt2.tar, execution timestamp: 1684101625 default0
Processing Dataset Images in folder: /MutateNN/images/very-small
Complete: 0%
Complete: 25%
Executing model ifstmt_LT_to_LE_opt2.tar, execution timestamp: 1684101625 default0
Processing Dataset Images in folder: /MutateNN/images/very-small
Complete: 0%
Complete: 25%
Executing model model_transpose_conv2d_0_before_opt2.tar, execution timestamp: 1684101625 default0
Processing Dataset Images in folder: /MutateNN/images/very-small
Complete: 0%
Complete: 25%
Evaluating: MobileNetV2
Generating Comparison for /MutateNN/generated/MobileNet-2-7/simple_run/
Skipping analysis on resnet-152-v2-7.onnx
Skipping analysis on densenet-9.onnx
Skipping analysis on inceptionv2-9.onnx
Skipping analysis on googlenet-9.onnx
Skipping analysis on shufflenet-2-12.onnx
Skipping analysis on bvlc_alexnet-3.onnx
```

Figure 7: Log of MutateNN performing all operations (build, execute, evaluate) simultaneously, for MobileNetV2.

12.4 Error Logging

In case of an error, the suite will generate a file related to the specific execution instance, by generating a file containing all the necessary data in `<script_folder>/error_log/<model>/ts_<epoch_time_of_problematic_run>/error_log.txt`.

12.5 Tool Demonstration

A video demonstrating MutateNN is uploaded and can be found at: https://www.youtube.com/watch?v=j7Ffd5y_i3g.