
An Adaptive Method for Weak Supervision with Drifting Data

Alessio Mazzetto
Brown University

Reza Esfandiarpour
Brown University

Eli Upfal
Brown University

Stephen H. Bach
Brown University

Abstract

We introduce an adaptive method with formal quality guarantees for weak supervision in a non-stationary setting. Our goal is to infer the unknown labels of a sequence of data by using weak supervision sources that provide independent noisy signals of the correct classification for each data point. This setting includes crowdsourcing and programmatic weak supervision. We focus on the non-stationary case, where the accuracy of the weak supervision sources can drift over time, e.g., because of changes in the underlying data distribution. Due to the drift, older data could provide misleading information to infer the label of the current data point. Previous work relied on a priori assumptions on the magnitude of the drift to decide how much data to use from the past. Comparatively, our algorithm does not require any assumptions on the drift, and it adapts based on the input. In particular, at each step, our algorithm guarantees an estimation of the current accuracies of the weak supervision sources over a window of past observations that minimizes a trade-off between the error due to the variance of the estimation and the error due to the drift. Experiments on synthetic and real-world labelers show that our approach indeed adapts to the drift. Unlike fixed-window-size strategies, it dynamically chooses a window size that allows it to consistently maintain good performance.

1 Introduction

In order to efficiently create training data for machine learning, programmatic weak supervision [39, 38, 53] estimates the accuracy of multiple noisy sources of labels without access to ground truth. Given a set of *labeling functions* that vote on the true label for each unlabeled example, the goal is to infer the latent ground truth. Once inferred, these labels can be used as training data. In this paper, we study the *non-stationary* setting, in which the accuracy of each labeling function can drift over time because of changes in the underlying data. For example, in an image classification task, latent subclasses that make up each class might shift over time. If the task is to classify animals into categories like “mammal” and “bird,” the accuracy of a weak labeler that looks for attributes like wings might change in accuracy if animals like bats become more or less prevalent. We ask the question, “Under what conditions can we detect changes in the accuracies of weak labelers over time and bound their error without access to ground truth?”

Programmatic weak supervision is important for creating training data sets when resources are limited. It can be used for natural language processing [41, 52, 54], computer vision [47, 18, 22], tabular data [17, 2], and other modalities [42, 43]. It has also enabled machine learning applications in industry [7, 15, 45] and academia [16, 21]. Even when prompting or fine-tuning large pre-trained models, weak supervision can unlock improved quality and enable adaptation to new tasks [44, 3, 51].

The central modeling challenge in programmatic weak supervision is estimating the probabilistic relationships among the votes of the weak labelers and the latent ground truth. It is hard because, without access to ground truth labels, the observed votes can be explained in many different ways. Perhaps the votes tend to agree because they are all accurate labelers. Or perhaps they are all

inaccurate. Perhaps there are correlations among the votes caused by relying on similar decision processes. If one assumes that the votes are conditionally independent given the true label and that the examples are *independent*, and *identically distributed* (i.i.d.), this is equivalent to the Dawid-Skene model [20] that is the basis for many related works in crowdsourcing [40, 29, 37, 27, 55]. Many works on crowdsourcing and weak supervision have relaxed the conditional independence assumption in various ways to account for a wide range of weak labelers [8–10, 6, 48, 1, 33, 32, 2].

With two exceptions discussed below, all these aforementioned works assume that the examples are i.i.d.. This is a restrictive assumption when data is collected over time, and it is natural to observe a change, or *drift*, in the distribution of the examples. In our work, we relax the identically distributed assumption, and assume only that the examples are independent. This introduces a trade-off: if we want to obtain a good estimate at the current time, using more past examples provides more data, which might result in a better estimate if that data is similarly distributed, but might harm the estimate if the window includes a significant distribution drift.

Much prior work has addressed the problem of drifting data in the supervised learning setting [23, 31]. These methods generally rely on labeled data that is unavailable in the weakly supervised setting. Another broad line of work has viewed drift detection as an unsupervised problem, looking for non-stationarity in arbitrary distributions [11, 28, 46]. These methods generally assume a prior distribution on the locations in time of drift. That prior can be either defined explicitly in a Bayesian framework or implicitly via a heuristic cost function that penalizes the trade off between better fitting the data and finding more drift points. In a similar vein, previous works on relaxing the i.i.d. assumption with multiple noisy labelers have placed assumption on how much their accuracies can drift [13, 22]. In contrast, our goal is to estimate the labelers’ accuracies, without prior assumption on the drift, and without explicitly quantify it from the input. This is a very challenging problem, as the drift is unknown and we cannot estimate the drift from the data, as we have access to only a single sample from each distribution.

Our Contributions. We introduce the first *adaptive* algorithm for programmatic weak supervision in the presence of drift with formal guarantees on the quality of its parameter estimates. The advantage of an adaptive algorithm is that it can react in a rigorously principled way to changes in the accuracies of the weak labelers as they occur (as opposed to having to make an assumption on how much drift will occur). When the underlying process is stationary, it can accumulate as much data as possible in a large window of time in order to best estimate the accuracies of the labelers. When drift does occur, it can react by using only the most recent (and most relevant) data to estimate the accuracies.

Our method selects the amount of data to use based on differences in the rates of agreement among the labelers. We derive a principled decision rule for this selection and provide a rigorous analysis that bounds the resulting error of the estimated accuracies of the labelers. Our novel bound separates the statistical error of estimating the parameters from the error caused by possible drift. This analysis enables the algorithm to select a close-to-optimal trade-off to minimize the worst-case error.

The conceptual difference between our approach and all previous work is that we do not rely on prior information about the drift, or try to learn the drift from the data (both unrealistic in many applications). Instead, at each time step, our algorithm compares its estimation obtained using different window sizes and uses this information to detect drift and adjust the window size for the decision at that step. We analytically prove that this information is sufficient to allow the algorithm to efficiently adapt to drift in distribution, without explicitly estimating the magnitude of the drift.

In our experimental evaluation, we show that on synthetic data and a drifting dataset constructed from Animals with Attributes2 [50], our algorithm adapts to the drift as it occurs, dynamically selecting the amount of data to use in an effective way. Unlike fixed-window-size strategies, we find this approach consistently maintains good performance as drift occurs. As the better window sizes change over time, the algorithm adapts by shifting to the better ones.

2 Problem Statement

Given a vector $\mathbf{v} \in \mathbb{R}^q$, let $\|\mathbf{v}\|_\infty = \sup_{1 \leq i \leq q} |v_i|$ be the largest component of \mathbf{v} in absolute value. Similarly, given a matrix $\mathbf{C} \in \mathbb{R}^{q \times q}$, we define $\|\mathbf{C}\|_\infty = \sup_{i,j} |C_{ij}|$.

Let $\mathcal{X} = \mathbb{R}^d$ be our classification domain. A binary classification task is specified by a function $y : \mathcal{X} \times \mathcal{Y}$, where $\mathcal{Y} = \{-1, 1\}$ is the label space. Given x , we would like to infer its label $y(x)$. We

assume access to n weak labeling functions ℓ_1, \dots, ℓ_n , where each $\ell_i : \mathcal{X} \rightarrow \mathcal{Y}$ provides a tentative labeling of the item x . For example, each weak classifier can be a classifier that was trained for a related task, or a decision rule based on a simple programmatic criterion. The weak labeling functions $\ell_1(x), \dots, \ell_n(x)$ are the only information sources for our classification task.

We receive a sequence of examples X_1, X_2, \dots over time. For any given time t , our goal is to obtain an accurate estimate of the correct label $y(X_t)$ of X_t given the weak labelling functions ℓ_1, \dots, ℓ_n and the input sequence up to time t , X_1, \dots, X_t . We adapt the standard assumptions used in analyzing weak supervision, in particular crowdsourcing, with no drift [20, 38].

We first assume that the input sequence $(X_t)_{t \in \mathbb{N}}$ is an independent, but not identically distributed stochastic process. Any finite subset of its random variables are mutually independent, and each X_t is sampled from a distribution D_t over \mathcal{X} that can drift over time. Formally, this is stated with the following assumption.

Assumption 1. For any finite $t \geq 1$, the input vector (X_1, \dots, X_t) is distributed as $\prod_{i=1}^t D_i$.

The second standard assumption is that the weak labelers have independent errors.

Assumption 2. For any $t \geq 1$ and $i \neq j$, for $X_t \sim D_t$, we have that the events $\{\ell_i(X_t) \neq y(X_t)\}$ and $\{\ell_j(X_t) \neq y(X_t)\}$ are independent given $y(X_t)$.

We define the accuracy of the weak labeler i at time t as

$$p_i(t) \doteq \Pr_{X \sim D_t} (\ell_i(X) = y(X)) \quad (1)$$

The value $p_i(t) \in [0, 1]$ represents the probability that the weak labeler ℓ_i is correct with a sample $X_t \sim D_t$. The accuracy probability $p_i(t)$ is a function of the input distribution D_t and therefore may drift in time.

Example. Assume that the classification task is to distinguish whether an input image contains a cat or a dog. Assume that there is a weak labeler ℓ_{tail} that detects whether an animal has a tail or not. This weak labeler provides no signal if we only observe images of cats and dogs that both have tails, however the relevance of this classifier can change over time: if the probability of observing a dog without a tail (e.g., a bulldog) grows over time, this weak labeler can provide a stronger signal towards the right classification. Our goal is to adapt dynamically to the change in accuracy of the weak labelers.

Remark. For concreteness, we analyze our algorithm with respect to a drift in the input distribution over \mathcal{X} . However, our analysis applies to a more general case, where in addition to drift in the input distribution there can be drifts over time in the accuracy of individual labelling functions. Such drift can be the results of a change in the functionality of the labeling functions. For example, a human labeler can get tired and make more mistakes, or a sensor’s accuracy can be affected by a change of light or temperature. Formally, instead of a labelling function $\ell_i(X)$ we have a family of labelling functions $\{\ell_{i,t}(X) \mid t \geq 1\}$. Equation (1) is replaced with

$$p_i(t) \doteq \Pr_{X \sim D_t} (\ell_{i,t}(X) = y(X)),$$

and the algorithm and analysis are the same.

3 Related Work

To our knowledge only two works have considered relaxing the i.i.d. assumption in any way when learning from multiple noisy sources of labels. They both require assumptions on how much the accuracies of the labelers can change over time. The first [13] assumes that the accuracy of the weak labelers can change at most by a constant at each step. In particular, their assumptions imply that there exists a value $\Delta > 0$, known a priori, that upper bounds the magnitude of the drift at each step, i.e. $\|\mathbf{p}(t) - \mathbf{p}(t+1)\|_\infty \leq \Delta$ for all $t \geq 1$. The second [22] assumes that the KL divergence between two consecutive distributions is upper bounded by a constant Δ . These are essentially similar assumptions: an assumed upper bound on the magnitude of the drift allows these methods to determine before execution how much information they should use from the past.

These algorithms are unpractical as the value Δ is unknown in practice, and they cannot adapt if the rate of drift changes over time. If one assumes too much drift, then the algorithm will use too

small an amount of data and have greater statistical error in its estimates of the labelers' accuracies. If one assumes too little drift, then the algorithm will use too large an amount of data and have errors from using data from too different a distribution. A priori, there is usually no way to know how to choose. In contrast, in this work, our goal is to dynamically choose the window size as a function of the observed votes without requiring any assumption on the amount of drift. In other words, we want to *adapt* to drift as it occurs.

The challenge of coping with non-stationary drift has been studied in a number of other settings. A sequence of works [12, 30, 35, 25]) considered supervised learning settings with distribution drift in the training set, assuming some known upper bound on the drift. An alternative assumption [35, 5], is that the training set is drifting between a small number of distributions, and the algorithm has multiple samples from each distribution to learn the drift error. A minimax error for density estimation with distribution drift was studied in [34], again with some a priori assumption on the drift rate. We also note that the non-stationary setting was also extensively studied in reinforcement learning (e.g., [4, 19, 49]). That setting significantly differs from ours, as the goal is to minimize the regret, and the distribution of the samples is also affected by the decisions taken by a policy on the environment.

Our work is the first to provide an adaptive algorithm for weak supervision and crowdsourcing in a non-stationary setting and without any prior assumptions on the drift.

4 Preliminary Results

Our work builds on the following results that study the problem in settings where the accuracy probabilities are known, or there is no drift in the input distribution.

Assume first that the accuracy probabilities $\mathbf{p}(t) = (p_1(t), \dots, p_n(t))$ of the weak labelers at any time $t \geq 1$ are known. With Assumption 2, it is known that the optimal aggregation rule for classifying X_t is a weighted majority vote, where the weights are functions of the accuracies of the weak labelers at time t [36]. In that case the optimal classification of x_t doesn't use information about the preceding inputs. In particular, consider the family of weighted majority classifiers $f_{\mathbf{w}} : \mathcal{X} \mapsto \mathcal{Y}$ with weights $\mathbf{w} = (w_1, \dots, w_n)^T$, i.e.

$$f_{\mathbf{w}}(x) = \text{sign} \left(\sum_{i=1}^n w_i \ell_i(x) \right).$$

It is shown in [36] that the optimal aggregation of $\ell_1(X_t), \dots, \ell_n(X_t)$ is given by $f_{\mathbf{w}^*(t)}$ where

$$\mathbf{w}^*(t) = \left(\ln \left(\frac{p_1(t)}{1 - p_1(t)} \right), \dots, \ln \left(\frac{p_n(t)}{1 - p_n(t)} \right) \right) \quad (2)$$

In weak supervision and crowdsourcing applications, the accuracy probabilities of the weak labelers are unknown. Several methods for estimating $\mathbf{p}(t)$ using previous samples, have been proposed in the literature in a setting without distribution drift [20, 24, 55]. It is known that under mild assumptions, if we have access to enough identically distributed samples, it is possible to accurately estimate the accuracies of the weak labelers, and different minimax methods have been proposed in this setting [55, 14]. Our contribution is an adaptive method that allows for this estimation in a non-stationary setting without any prior assumption on the drift.

Our estimation method is based on the technique developed by [14] that uses the weak labelers' *correlation matrix* to estimate the expertise of each weak labeler in a no-drift setting. In particular, for each $t \geq 1$, we let the correlation matrix $\mathbf{C}(t) \in [-1, 1]^{n \times n}$ be defined as

$$C_{ij}(t) = \mathbb{E}_{X \sim D_t} [\ell_i(X) \ell_j(X)] \quad \forall (i, j) \in \{1, \dots, n\}^2.$$

When there is no distribution drift and under mild assumptions on the bias of the estimates of the weak supervision sources, it is possible to show that a good estimation of the correlation matrix $\mathbf{C}(t)$ implies a good estimation of the accuracies $\mathbf{p}(t)$. The assumption on the bias is formalized as follows.

Assumption 3. *There exists $\tau > 0$ such that $p_i(t) \geq \frac{1}{2} + \tau$ for all $t \geq 1$ and $i \in \{1, \dots, n\}$.*

With this assumption, the following result holds for the non-drift setting:

Proposition 1 (Lemma 9 of [14]). *Let $\mathbf{C} \in [-1, 1]^{n \times n}$ be a matrix such that $\|\mathbf{C} - \mathbf{C}(t)\|_\infty \leq \epsilon$, and assume $n \geq 3$. Let Assumptions 1, 2 and 3 hold. Then, there exists an estimation procedure that given in input \mathbf{C} , it outputs $\hat{\mathbf{p}} = (\hat{p}_1, \dots, \hat{p}_n)$ such that $\|\mathbf{p}(t) - \hat{\mathbf{p}}\|_\infty \leq (5/2)\epsilon/\tau^2$.*

Note that the algorithm for the non-drift case presented in [14] and the algorithm presented here for the drift case are oblivious to the value of τ .

5 Algorithm

As explained in the previous section, our method revolves around the estimation of the correlation matrix $\mathbf{C}(t)$ at the current time t in order to use Proposition 1 and obtain an estimate of $\mathbf{p}(t)$. In particular, we generalize the method in [14] to handle drift. All proofs are deferred to the supplementary material. We define the following quantity:

$$\hat{\mathbf{C}}^{[r]}(t) \doteq \frac{1}{r} \sum_{k=t-r+1}^t (\ell_1(X_k), \dots, \ell_n(X_k))^T (\ell_1(X_k), \dots, \ell_n(X_k)) .$$

The matrix $\hat{\mathbf{C}}^{[r]}(t) \in [-1, 1]^{n \times n}$ is the empirical correlation matrix computed using the latest r samples X_{t-r+1}, \dots, X_t . This matrix provides the following guarantee on the estimation of $\mathbf{C}(t)$.

Lemma 1. *Let $t \geq 1$ and let $\delta \in (0, 1)$ and let Assumption 2 hold. The following inequality holds with probability at least $1 - \delta$:*

$$\|\mathbf{C}(t) - \hat{\mathbf{C}}^{[r]}(t)\|_\infty \leq \sqrt{\frac{2 \ln(n(n-1)/\delta)}{r}} + 12 \sum_{k=t-r+1}^{t-1} \|\mathbf{p}(k) - \mathbf{p}(k+1)\|_\infty \quad (3)$$

Lemma 1 shows that the error of estimating $\mathbf{C}(t)$ by using the previous r samples can be upper bounded with the sum of two error terms: a *statistical error* and a *drift error*. The statistical error is related to the variance of the estimator $\hat{\mathbf{C}}^{[r]}(t)$, and it decays with rate $O(1/\sqrt{r})$. The drift error is unknown and it quantifies the error introduced due to the distribution shift, and it is measured as sum of the maximum variation of the accuracy of the weak labelers at each step. The drift error is non-decreasing with respect to r . There is a trade-off: we want to choose a value of r that minimizes the sum of the statistical error and the drift error.

Our main contribution is an algorithm that *without* any assumption on the drift can provide a close-to-optimal solution of the above trade-off (3). This is a challenging problem, as it is not possible to estimate the drift error, since we only have a single sample from each distribution. Specifically, our algorithm is parameterized by a sequence $\mathcal{R} = \{r_1, \dots, r_m\}$ such that $r_1 \leq \dots \leq r_m$. Our algorithm guarantees an estimation error of the matrix $\mathbf{C}(t)$ that is essentially up to constant as tight as the value of $r \in [r_1, r_m]$ that minimizes the right-hand side of (3). This yields a guarantee on the estimation of $\mathbf{p}(t)$ by using Proposition 1. The next theorem formalizes this result.

Theorem 1. *Let Assumptions 1, 2 and 3 hold. Let $\delta \in (0, 1)$ and $\beta > 0$. Let $\mathcal{R} = \{r_1, \dots, r_m\}$. Assume $n \geq 3$. If we run Algorithm 1 at time $t \geq r_1$, then with probability at least $1 - \delta$ it provides an estimate $\hat{\mathbf{p}} = (\hat{p}_1, \dots, \hat{p}_n)$ such that*

$$\|\mathbf{p}(t) - \hat{\mathbf{p}}\|_\infty \leq \frac{5\Phi_{\mathcal{R},\beta}}{2\tau^2} \min_{r \in [r_1, \min(t, r_m)]} \left(\frac{A_{\delta, n, m}}{\sqrt{r}} + 12 \sum_{k=t-r+1}^{r-1} \|\mathbf{p}(k) - \mathbf{p}(k+1)\|_\infty \right)$$

where $A_{\delta, n, m} \doteq \sqrt{2 \ln[(2m-1) \cdot n(n-1)/\delta]}$, and $\Phi_{\mathcal{R},\beta} = 1 + \max \left\{ \frac{2\beta+2}{\gamma_m(1-\gamma_M)}, \frac{2\beta+2}{\beta(1-\gamma_M)} \right\}$, with $\gamma_M = \max \sqrt{r_k/r_{k+1}}$ and $\gamma_m = \min \sqrt{r_k/r_{k+1}}$.

The pseudocode of our method is reported in Algorithm 1. The goal of the algorithm is to increase the window size ending at time t as long as it does not include significant drift in distribution. As a reference for making this decision we observe that if the samples are identically distributed, we have that for any pair i, j , it holds (see Proposition 5 in the Appendix):

$$D_1 = \dots = D_t \implies \mathbb{E} \left| \hat{\mathbf{C}}_{ij}^{[r_{k+1}]} - \hat{\mathbf{C}}_{ij}^{[r_k]} \right| \leq \sqrt{\frac{1}{r_k} - \frac{1}{r_{k+1}}} \quad (4)$$

The strategy of our algorithm is the following. Starting with $k = 1$, we iteratively compare the empirical covariance matrix computed respectively with r_k and r_{k+1} samples. If there is minimal drift, the empirical quantity $\left| \hat{C}_{i,j}^{[r_{k+1}]} - \hat{C}_{i,j}^{[r_k]} \right|$ should be smaller or comparable to the right-hand side of (4) for any entry i, j . If that is the case, we increase the value of k . If this empirical quantity is larger, then a significant drift must have occurred. In this case, we can stop and show that using r_k samples is provably close to optimal. In the algorithm, this strategy is implemented in lines 2–10. The *threshold* used as a terminating condition for the iteration of the algorithm is the right-hand side of line 4. The lines 10–15 implement the method that maps a correlation matrix to the accuracies of the weak supervision sources and attains the guarantees of Proposition 1 [14].

Our algorithm has the following parameters:

- The value $\delta \in (0, 1)$ represents the failure probability of the algorithm.
- The sequence $\mathcal{R} = \{r_1, \dots, r_m\}$ represents the possible window sizes that the algorithm considers. In order to obtain better guarantees in Theorem 1, we look for a sequence \mathcal{R} such that: (i) the minimum ratio between consecutive elements γ_m is large, as this avoids comparing window sizes that are very similar with one another and for which it is very hard to detect if drift occurred; (ii) the maximum ratio between consecutive elements γ_M is small, as this prevents a situation in which \mathcal{R} is sparse, and there is no value in \mathcal{R} that is close to the optimal window size. With our analysis, the best guarantees of the algorithm are achieved by using a sequence of powers of $1/(\sqrt{2} - 1)^2$ as \mathcal{R} .
- The value of β affects the threshold used in our algorithm. Intuitively, the value of β is proportional on how much drift the algorithm must observe before stopping, and it affects the sensitivity of our algorithm to detect drift. The optimal value of β that minimizes the upper bound of our algorithm is $\beta = \sqrt{2} - 1$.

Algorithm 1 Non-Stationary Accuracy Estimation

```

1: Input:  $X_1, \dots, X_t, \ell_1, \dots, \ell_n, \mathcal{R} = \{r_1, \dots, r_m\}, \beta, \delta.$ 
2:  $k \leftarrow 1$ 
3: while ( $k \leq m - 1$ ) and ( $r_{k+1} \leq t$ ) do
4:   if  $\|\hat{C}^{[r_{k+1}]}(t) - \hat{C}^{[r_k]}(t)\|_\infty \leq A_{\delta,n,m} \left[ \frac{2\beta}{\sqrt{r_k}} + \sqrt{\frac{1-r_k/r_{k+1}}{r_k}} \right]$  then
5:      $k \leftarrow k + 1$ 
6:   else
7:     break
8:   end if
9: end while
10:  $\hat{C} \leftarrow \hat{C}^{[r_k]}(t)$ 
11: for all  $h \in \{1, \dots, n\}$  do
12:    $(i, j) \leftarrow \operatorname{argmax}_{i \neq j, j \neq h, i \neq h} |\hat{C}_{ij}|$ 
13:   if  $\hat{C}_{ij} = 0$  then
14:      $\hat{p}_h \leftarrow 1/2$ 
15:   else
16:      $\hat{\alpha}_h \leftarrow \sqrt{\left| \frac{\hat{C}_{ih}\hat{C}_{hj}}{\hat{C}_{ij}} \right|}$ 
17:      $\hat{p}_h \leftarrow (1 + \hat{\alpha}_h)/2$ 
18:   end if
19: end for
20: return  $\hat{p} = (\hat{p}_1, \dots, \hat{p}_n)$ 

```

6 Empirical Evaluation

We demonstrate the functionality and the advantage of our algorithm over fixed-window-size strategies in two experimental settings. More experiments are reported in the supplemental material.

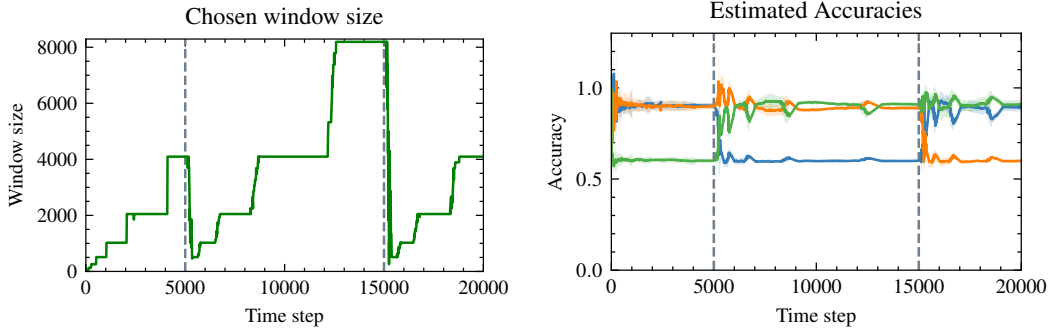


Figure 1: We report the window size chosen by the algorithm (left) and the estimated accuracies of each weak labeler over time (right). The vertical lines represent when a change in distribution occurs.

Setup At each time step, we receive an unlabeled example which must be labeled based on the available weak labelers. We use Algorithm 1 to estimate the accuracies of the weak labelers. We then make a prediction for the current time step’s example by weighting the vote of each labeler proportionally to its estimated accuracy using the weighting w^* described in Equation (2). For all experiments, we run our algorithm using the first 20 powers of two as \mathcal{R} , and $\beta = \delta = 0.1$. As baselines, we consider majority vote and fixed-window-size strategies of size \mathcal{R} . These baseline algorithms are the same as Algorithm 1, except that we use a window size specified a priori to estimate \hat{C} (line 10). Since the triplet method for estimating accuracies (lines 11-19) is not constrained to return a probability between 0 and 1, we clip the estimated accuracies to the interval $[0.1, 0.9]$. All code for reproducing the results is included in the supplementary material.

6.1 Synthetic Data

We first show how our algorithm adapts to changing input distributions with a toy experiment on synthetic data that satisfies all of our assumptions. The algorithm receives input from three weak labelers ($n = 3$), and the input stream has $4 \cdot T$ data points with $T = 5000$. The data is partitioned into three contiguous blocks of size T , $2T$ and T . The accuracies of the weak labelers do not change within the same block, but do change between blocks. In particular, for each block, two weak labelers have high accuracy equal to 0.9, and the other one has low accuracy equal to 0.6. The weak labeler with low accuracy is different in each block. We remark that our algorithm is oblivious to this partitioning of the data.

In Figure 1, we plot the window size used by the adaptive algorithm and its estimates of the accuracies of each weak labeler in each time t , $1 \leq t \leq 4T$. The reported results are an average over 10 independent generations of this synthetic data. The main observation is that our algorithm correctly identifies a change in distribution, and reduces the window size whenever it transitions to the next block. This allows for a very good estimation of the weak labeler accuracies, as the algorithm uses data mostly from the current block.

Clearly, there is a delay before our algorithm can correctly identify the distribution change, since it needs to collect enough data from the new block to assess that a significant change happened. As a result, the estimation of the weak labelers accuracy is worse for the data right after a block change.

The variation in the accuracy estimates in the middle of a block are due to the window size selection strategy of the algorithm: whenever the algorithm increases the window size, the larger window includes in the following few steps a small amount of samples from the previous block, resulting in a small additional error in the estimation.

6.2 Image Classification

The *Animals with Attributes2* (AWA2) dataset [50] consists of images of animals from 50 disjoint classes, that are split into 40 seen classes, used for training, and 10 unseen classes, used for testing. The dataset also provides the relations among 85 attributes (e.g., “patches”) and classes through a binary class-attribute matrix, where each entry indicates whether animals from a certain class

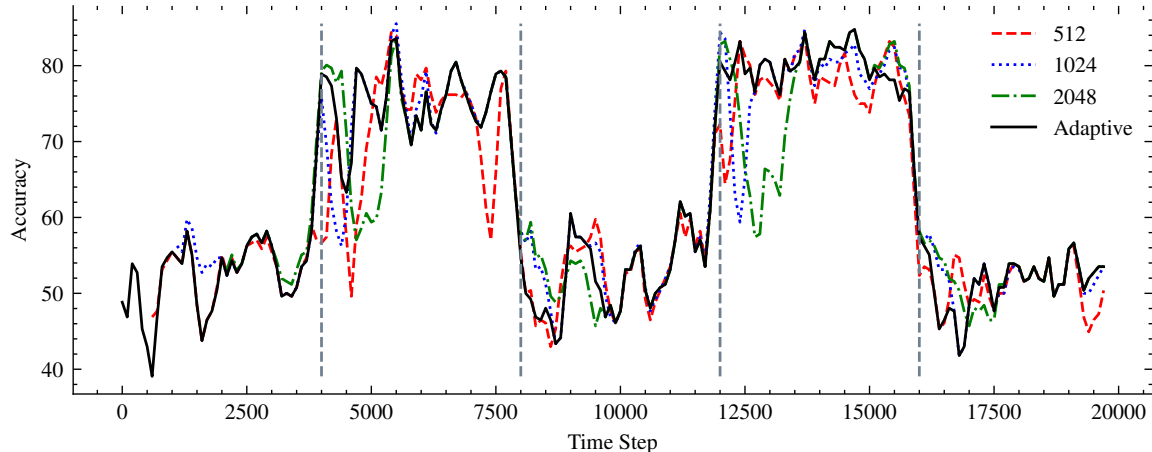


Figure 2: Accuracy of different window sizes for each time step for AwA2 dataset. The vertical lines mark a distribution shift. The accuracies are obtained from one random execution. Accuracies for window size r are only reported for time steps $t \geq r$. For each time step t , the reported accuracy is an average over the next 256 time steps, $X_t, \dots, X_{t+256-1}$.

exhibit an attribute or not. Following previous work [33, 32], we obtain weak supervision sources by fine-tuning ResNet-18 models [26] on the seen classes to detect each of the attributes.

We use this dataset to construct a binary classification task with drift. We define two target classes over the unseen test classes. The first target class contains images from the classes “horse” and “sheep”; the second target class contains images from classes “giraffe” and “bobcat.” We use the class-attribute matrix to identify attributes that are helpful to distinguish between those two target classes. An attribute is helpful if 1) it appears only in one of the target classes and 2) it consistently appears or does not appear in both classes of each target class. Using this criteria, we choose the attribute detectors for “black”, “white”, “orange”, “yellow”, “spots”, and “domestic” attributes as weak supervision sources.

To create a dataset with drift, we sample $5T$ images with repetition from the selected classes with $T = 4000$. We partition the data into five contiguous blocks of size T . In the first block, we sample from “sheep” and “bobcat” classes with a probability of 0.1 and from “horse” and “giraffe” classes with a probability of 0.9. To create drift, we alternate the probability of sampling from each of the subclasses between 0.1 and 0.9 for consecutive blocks.

In Table 1, we report the average accuracy over three random executions for three different methods: majority vote, a window size with all the previous examples (All Past), and our adaptive algorithm (Adaptive). Our algorithm outperforms the other two methods by 1.87 and 7.02 percentage points, respectively. These results emphasize the importance of properly selecting the window size for achieving good performance.

In Figure 2, we visualize the accuracy of the adaptively selected window sizes and multiple fixed window sizes over time. As expected, the accuracy of fixed window sizes changes over time. For example, small window sizes achieve better accuracy shortly after a distribution shift occurs by limiting the number of out-of-distribution samples. And large window sizes achieve better accuracy toward the end of each block by using more samples from the same distribution. On the other hand, our algorithm successfully detects the drift and selects the best window size for each time step accordingly. As a result, our algorithm maintains a close-to-optimal performance for most of the time steps. These results emphasize that the optimal window size itself can change over time.

We report the window sizes selected by our algorithm at each time step in Figure 3. Consistent with previous results on synthetic data, our algorithm successfully detects the drift and selects small window sizes to limit out-of-distribution samples. At the same time, for stationary periods, our algorithm selects large window sizes to include more samples from the same distribution.

Table 1: Accuracy of different methods for the AwA2 dataset. For each method, the average accuracy and standard error of the mean are reported over three random executions. Additional results for all fixed-window-size strategies with window sizes in \mathcal{R} are reported in the supplementary material. Adaptive has the highest mean accuracy.

Method	Majority Vote	All Past	Adaptive
Accuracy	60.64 ± 0.20	55.49 ± 0.27	62.51 ± 0.09

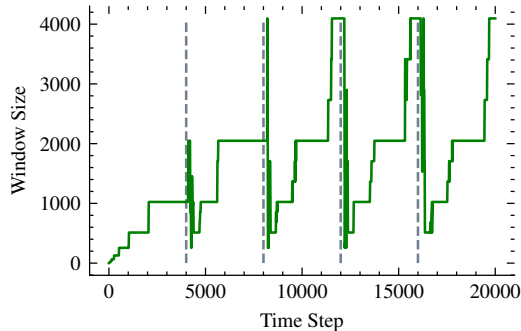


Figure 3: Adaptively selected window sizes for each time step for AwA2 dataset. Vertical lines mark a distribution shift. Each point is an average of three random executions.

7 Conclusion

This paper presents the first method with rigorous guarantees for learning from multiple noisy sources of labels in non-stationary settings *without* any prior assumptions on the nature of the changes over time. Instead of calculating a fixed strategy based on an assumed amount of drift (as in prior work [13, 22]), our method adapts to drift as it occurs based on the observed votes of the labelers. The major difference between our approach and all previous work is that we do not use prior information on the drift. Instead, at each time step, our algorithm compares its estimation obtained using different window sizes, and uses this information to adjust the window size for the decision at that step. Although the algorithm cannot explicitly quantify the drift, because it does not have any training data, we prove that the information observed is sufficient for efficiently adapting the window size to changes in the input distribution. Our experimental evaluation shows that our algorithm can dynamically adapt to drift as it occurs, adjusting its window size for best performance over time. As creating models with programmatic weak supervision becomes more common, our work offers practitioners a practical way to cope with drift in long-running and non-stationary deployments.

Limitations and Future Work A critical assumption in our work—like many in programmatic weak supervision and crowdsourcing—is that the errors of the labelers are conditionally independent (Assumption 2). In practice, this is often not a major limitation. For example, in our experiments with real-world data, the labelers are not conditionally independent. However, if the labelers’ errors are strongly dependent, this can cause large errors in the estimates of their accuracies. Other work has looked at learning without any assumptions on the joint distribution of the errors of the labelers and the true label [8–10, 1, 33, 32, 2], but they all assume that the examples are i.i.d. An important but highly challenging direction for future work is to learn from multiple noisy labelers with neither assumptions on the dependencies among labeler errors nor the i.i.d. assumption.

Also, the method presented here does not extend to multi-class classification. One can follow the heuristic in [22], and execute multiple one-versus-all classifiers. However, this heuristic does not provide any formal analysis on the obtained result, and the outcome of different one-versus-all classifiers may not be consistent. Thus, a provable multi-class classification under drift is another interesting open problem.

Acknowledgements

We gratefully acknowledge support from Cisco. This material is based on research sponsored by Defense Advanced Research Projects Agency (DARPA) and Air Force Research Laboratory (AFRL) under agreement number FA8750-19-2-1006 and by the National Science Foundation (NSF) under award IIS-1813444. The U.S. Government is authorized to reproduce and distribute reprints for Governmental purposes notwithstanding any copyright notation thereon. The views and conclusions contained herein are those of the authors and should not be interpreted as necessarily representing the official policies or endorsements, either expressed or implied, of Defense Advanced Research Projects Agency (DARPA) and Air Force Research Laboratory (AFRL) or the U.S. Government. Disclosure: Stephen Bach is an advisor to Snorkel AI, a company that provides software and services for data-centric artificial intelligence.

References

- [1] Chidubem Arachie and Bert Huang. Adversarial label learning. In *AAAI Conference on Artificial Intelligence (AAAI)*, 2019.
- [2] Chidubem Arachie and Bert Huang. A general framework for adversarial label learning. *Journal of Machine Learning Research*, 22(118):1–33, 2021.
- [3] Simran Arora, Avanika Narayan, Mayee F Chen, Laurel J Orr, Neel Guha, Kush Bhatia, Ines Chami, Frederic Sala, and Christopher Ré. Ask me anything: A simple strategy for prompting language models. *arXiv preprint arXiv:2210.02441*, 2022.
- [4] Peter Auer, Pratik Gajane, and Ronald Ortner. Adaptively tracking the best bandit arm with an unknown number of distribution changes. In *Conference on Learning Theory*, pages 138–158. PMLR, 2019.
- [5] Pranjal Awasthi, Corinna Cortes, and Christopher Mohri. Theory and algorithm for batch distribution drift problems. In *International Conference on Artificial Intelligence and Statistics*, pages 9826–9851. PMLR, 2023.
- [6] Stephen H. Bach, Bryan He, Alexander Ratner, and Christopher Ré. Learning the structure of generative models without labeled data. In *International Conference on Machine Learning (ICML)*, 2017.
- [7] Stephen H. Bach, Daniel Rodriguez, Yintao Liu, Chong Luo, Haidong Shao, Cassandra Xia, Souvik Sen, Alexander Ratner, Braden Hancock, Houman Alborzi, Rahul Kuchhal, Christopher Ré, and Rob Malkin. Snorkel DryBell: A case study in deploying weak supervision at industrial scale. In *ACM SIGMOD Conference on Management of Data (SIGMOD) Industry Track*, 2019.
- [8] Akshay Balsubramani and Yoav Freund. Optimally combining classifiers using unlabeled data. In *Conference on Learning Theory (COLT)*, pages 211–225, 2015.
- [9] Akshay Balsubramani and Yoav Freund. Scalable semi-supervised aggregation of classifiers. In *Neural Information Processing Systems (NeurIPS)*, 2015.
- [10] Akshay Balsubramani and Yoav Freund. Optimal binary classifier aggregation for general losses. In *Neural Information Processing Systems (NeurIPS)*, 2016.
- [11] Daniel Barry and John A Hartigan. A Bayesian analysis for change point problems. *Journal of the American Statistical Association*, 88(421):309–319, 1993.
- [12] Peter L Bartlett. Learning with a slowly changing distribution. In *Proceedings of the fifth annual workshop on Computational learning theory*, pages 243–252, 1992.
- [13] Thomas Bonald and Richard Combes. A streaming algorithm for crowdsourced data classification. *arXiv preprint arXiv:1602.07107*, 2016.
- [14] Thomas Bonald and Richard Combes. A minimax optimal algorithm for crowdsourcing. *Advances in Neural Information Processing Systems*, 30, 2017.

- [15] Eran Bringer, Abraham Israeli, Yoav Shoham, Alex Ratner, and Christopher Ré. Osprey: Weak supervision of imbalanced extraction problems without code. In *International Workshop on Data Management for End-to-End Machine Learning (DEEM)*, 2019.
- [16] Alison Callahan, Jason A Fries, Christopher Ré, James I Huddleston, Nicholas J Giori, Scott Delp, and Nigam H Shah. Medical device surveillance with electronic health records. *NPJ Digital Medicine*, 2(1):1–10, 2019.
- [17] Oishik Chatterjee, Ganesh Ramakrishnan, and Sunita Sarawagi. Robust data programming with precision-guided labeling functions. In *AAAI Conference on Artificial Intelligence (AAAI)*, 2020.
- [18] Vincent S Chen, Paroma Varma, Ranjay Krishna, Michael Bernstein, Christopher Ré, and Li Fei-Fei. Scene graph prediction with limited labels. In *IEEE/CVF International Conference on Computer Vision (ICCV)*, 2019.
- [19] Yifang Chen, Chung-Wei Lee, Haipeng Luo, and Chen-Yu Wei. A new algorithm for non-stationary contextual bandits: Efficient, optimal and parameter-free. In *Conference on Learning Theory*, pages 696–726. PMLR, 2019.
- [20] Alexander Philip Dawid and Allan M Skene. Maximum likelihood estimation of observer error-rates using the em algorithm. *Journal of the Royal Statistical Society: Series C (Applied Statistics)*, 28(1):20–28, 1979.
- [21] Jason A Fries, Ethan Steinberg, Saelig Khattar, Scott L Fleming, Jose Posada, Alison Callahan, and Nigam H Shah. Ontology-driven weak supervision for clinical entity classification in electronic health records. *Nature Communications*, 12(1):1–11, 2021.
- [22] Daniel Fu, Mayee Chen, Frederic Sala, Sarah Hooper, Kayvon Fatahalian, and Christopher Ré. Fast and three-rious: Speeding up weak supervision with triplet methods. In *International Conference on Machine Learning*, pages 3280–3291. PMLR, 2020.
- [23] João Gama, Indrè Žliobaitė, Albert Bifet, Mykola Pechenizkiy, and Abdelhamid Bouchachia. A survey on concept drift adaptation. *ACM Computing Surveys*, 46(4):1–37, 2014.
- [24] Arpita Ghosh, Satyen Kale, and Preston McAfee. Who moderates the moderators? crowdsourcing abuse detection in user-generated content. In *Proceedings of the 12th ACM conference on Electronic commerce*, pages 167–176, 2011.
- [25] Steve Hanneke and Liu Yang. Statistical learning under nonstationary mixing processes. In *The 22nd International Conference on Artificial Intelligence and Statistics*, pages 1678–1686. PMLR, 2019.
- [26] Kaiming He, Xiangyu Zhang, Shaoqing Ren, and Jian Sun. Deep residual learning for image recognition. In *Proceedings of the IEEE conference on computer vision and pattern recognition*, pages 770–778, 2016.
- [27] M. Joglekar, H. Garcia-Molina, and A. Parameswaran. Comprehensive and reliable crowd assessment algorithms. In *International Conference on Data Engineering (ICDE)*, 2015.
- [28] Rebecca Killick, Paul Fearnhead, and Idris A Eckley. Optimal detection of changepoints with a linear computational cost. *Journal of the American Statistical Association*, 107(500):1590–1598, 2012.
- [29] Qiang Liu, Jian Peng, and Alexander T. Ihler. Variational inference for crowdsourcing. In *Neural Information Processing Systems (NeurIPS)*, 2012.
- [30] Philip M Long. The complexity of learning according to two models of a drifting environment. In *Proceedings of the eleventh annual conference on Computational learning theory*, pages 116–125, 1998.
- [31] Jie Lu, Anjin Liu, Fan Dong, Feng Gu, Joao Gama, and Guangquan Zhang. Learning under concept drift: A review. *IEEE Transactions on Knowledge and Data Engineering*, 31(12):2346–2363, 2018.

- [32] Alessio Mazzetto, Cyrus Cousins, Dylan Sam, Stephen H. Bach, and Eli Upfal. Adversarial multiclass learning under weak supervision with performance guarantees. In *International Conference on Machine Learning (ICML)*, 2021.
- [33] Alessio Mazzetto, Dylan Sam, Andrew Park, Eli Upfal, and Stephen H. Bach. Semi-supervised aggregation of dependent weak supervision sources with performance guarantees. In *Artificial Intelligence and Statistics (AISTATS)*, 2021.
- [34] Alessio Mazzetto and Eli Upfal. Nonparametric density estimation under distribution drift. *arXiv preprint arXiv:2302.02460*, 2023.
- [35] Mehryar Mohri and Andres Muñoz Medina. New analysis and algorithm for learning with drifting distributions. In *International Conference on Algorithmic Learning Theory*, pages 124–138. Springer, 2012.
- [36] Shmuel Nitzan and Jacob Paroush. Optimal decision rules in uncertain dichotomous choice situations. *International Economic Review*, pages 289–297, 1982.
- [37] F. Parisi, F. Strino, B. Nadler, and Y. Kluger. Ranking and combining multiple predictors without labeled data. *Proceedings of the National Academy of Sciences of the USA*, 111(4):1253–1258, 2014.
- [38] Alexander Ratner, Stephen H Bach, Henry Ehrenberg, Jason Fries, Sen Wu, and Christopher Ré. Snorkel: Rapid training data creation with weak supervision. In *Proceedings of the VLDB Endowment. International Conference on Very Large Data Bases*, volume 11, page 269. NIH Public Access, 2017.
- [39] Alexander J Ratner, Christopher M De Sa, Sen Wu, Daniel Selsam, and Christopher Ré. Data programming: Creating large training sets, quickly. In *Neural Information Processing Systems (NeurIPS)*, 2016.
- [40] Vikas C. Raykar, Shipeng Yu, Linda H Zhao, Gerardo Hermosillo Valadez, Charles Florin, Luca Bogoni, and Linda Moy. Learning from crowds. *Journal of Machine Learning Research*, 11(4), 2010.
- [41] Esteban Safranchik, Shiyong Luo, and Stephen H. Bach. Weakly supervised sequence tagging from noisy rules. In *AAAI Conference on Artificial Intelligence (AAAI)*, 2020.
- [42] Frederic Sala, Paroma Varma, Shiori Sagawa, Jason Fries, Daniel Fu, Saelig Khattar, Ashwini Ramamoorthy, Ke Xiao, Kayvon Fatahalian, James Priest, et al. Multi-resolution weak supervision for sequential data. In *Neural Information Processing Systems (NeurIPS)*, 2019.
- [43] Changho Shin, Winfred Li, Harit Vishwakarma, Nicholas Roberts, and Frederic Sala. Universalizing weak supervision. In *International Conference on Learning Representations (ICLR)*, 2022.
- [44] Ryan Smith, Jason A. Fries, Braden Hancock, and Stephen H. Bach. Language models in the loop: Incorporating prompting into weak supervision. *arXiv:2205.02318 [cs.LG]*, 2022.
- [45] Sahaana Suri, Raghuveer Chanda, Neslihan Bulut, Pradyumna Narayana, Yemao Zeng, Peter Bailis, Sugato Basu, Girija Narlikar, Christopher Ré, and Abishek Sethi. Leveraging organizational resources to adapt models to new data modalities. *Proc. VLDB Endow.*, 13(12):3396–3410, 2020.
- [46] Charles Truong, Laurent Oudre, and Nicolas Vayatis. Selective review of offline change point detection methods. *Signal Processing*, 167, 2020.
- [47] Paroma Varma, Bryan D He, Payal Bajaj, Nishith Khandwala, Imon Banerjee, Daniel Rubin, and Christopher Ré. Inferring generative model structure with static analysis. *Neural Information Processing Systems (NeurIPS)*, 2017.
- [48] Paroma Varma, Fred Sala, Ann He, Alex Ratner, and Christopher Ré. Learning dependency structures for weak supervision models. In *International Conference on Machine Learning (ICML)*, 2019.

- [49] Chen-Yu Wei and Haipeng Luo. Non-stationary reinforcement learning without prior knowledge: An optimal black-box approach. In *Conference on Learning Theory*, pages 4300–4354. PMLR, 2021.
- [50] Yongqin Xian, Christoph H Lampert, Bernt Schiele, and Zeynep Akata. Zero-shot learning—a comprehensive evaluation of the good, the bad and the ugly. *IEEE transactions on pattern analysis and machine intelligence*, 41(9):2251–2265, 2018.
- [51] Peilin Yu and Stephen H. Bach. Alfred: A system for prompted weak supervision. In *Meeting of the Association for Computational Linguistics (ACL) Demonstration*, 2023.
- [52] Yue Yu, Simiao Zuo, Haoming Jiang, Wendi Ren, Tuo Zhao, and Chao Zhang. Fine-tuning pre-trained language model with weak supervision: A contrastive-regularized self-training approach. In *Conference of the North American Chapter of the Association for Computational Linguistics (NAACL)*, 2021.
- [53] Jieyu Zhang, Cheng-Yu Hsieh, Yue Yu, Chao Zhang, and Alexander Ratner. A survey on programmatic weak supervision. *arXiv preprint arXiv:2202.05433*, 2022.
- [54] Jieyu Zhang, Yue Yu, Yinghao Li, Yujing Wang, Yaming Yang, Mao Yang, and Alexander Ratner. WRENCH: A comprehensive benchmark for weak supervision. In *Neural Information Processing Systems (NeurIPS) Datasets and Benchmarks Track*, 2021.
- [55] Yuchen Zhang, Xi Chen, Dengyong Zhou, and Michael I Jordan. Spectral methods meet EM: A provably optimal algorithm for crowdsourcing. *The J. of Mach. Learn. Research*, 17(1):3537–3580, 2016.

A Deferred Proofs

In this section, we report the proofs of the results stated in the main paper. We outline the proof.

1. We show that the estimation of the correlation matrix at time t by using the previous r samples can be decomposed into the sum of two error components: *a statistical error* and a *drift error* (Appendix A.1).
2. In order to bound the statistical error, we use standard concentration inequalities to show that the estimation of the correlation matrix obtained by using the r previous samples is close to its expected value with error $O(1/\sqrt{r})$ with high-probability (Appendix A.2).
3. In order to upper bound the drift error, we show an inequality that relates the drift in correlation matrices over time with the drift of the accuracies of the weak labelers (Appendix A.3).
4. We use the previous results to show the trade-off between statistical error and drift error depicted in Lemma 1 (Appendix A.4).
5. We prove Theorem 1: we show how to dynamically select the window size in order to optimize the above trade-off (Appendix A.5).

A.1 Error Decomposition

We define the average correlation matrix over the previous r samples as

$$\mathbf{C}^{[r]}(t) = \frac{1}{r} \sum_{k=t-r+1}^t \mathbf{C}(k) .$$

We show the following error decomposition in the upper bound of the error of estimating the matrix $\mathbf{C}(t)$ by using the empirical matrix $\hat{\mathbf{C}}^{[r]}(t)$ induced by the previous r samples.

Proposition 2. *For any $1 \leq r \leq t$, we have that*

$$\left\| \mathbf{C}(t) - \hat{\mathbf{C}}^{[r]}(t) \right\|_{\infty} \leq \underbrace{\left\| \mathbf{C}^{[r]}(t) - \hat{\mathbf{C}}^{[r]}(t) \right\|_{\infty}}_{\text{statistical error}} + \underbrace{\sum_{i=t-r+1}^{t-1} \left\| \mathbf{C}(i) - \mathbf{C}(i+1) \right\|_{\infty}}_{\text{drift error}} . \quad (5)$$

Proof. We use the triangle inequality, and obtain that:

$$\begin{aligned} \left\| \mathbf{C}(t) - \hat{\mathbf{C}}^{[r]}(t) \right\|_{\infty} &= \left\| \mathbf{C}(t) - \mathbf{C}^{[r]}(t) + \mathbf{C}^{[r]}(t) - \hat{\mathbf{C}}^{[r]}(t) \right\|_{\infty} \\ &\leq \left\| \mathbf{C}^{[r]}(t) - \hat{\mathbf{C}}^{[r]}(t) \right\|_{\infty} + \left\| \mathbf{C}(t) - \mathbf{C}^{[r]}(t) \right\|_{\infty} . \end{aligned} \quad (6)$$

Again, by using the triangle inequality, we obtain the following chain of inequalities

$$\begin{aligned} \left\| \mathbf{C}(t) - \mathbf{C}^{[r]}(t) \right\|_{\infty} &\leq \frac{1}{r} \sum_{i=t-r+1}^t \left\| \mathbf{C}(t) - \mathbf{C}(i) \right\|_{\infty} \leq \sup_{t-r+1 \leq i \leq t} \left\| \mathbf{C}(t) - \mathbf{C}(i) \right\|_{\infty} \\ &\leq \sum_{i=t-r+1}^{t-1} \left\| \mathbf{C}(i+1) - \mathbf{C}(i) \right\|_{\infty} . \end{aligned} \quad (7)$$

By plugging the above inequality into (6), we obtain the statement. \square

Observe that by definition, we have the following relation $\mathbb{E} \hat{\mathbf{C}}^{[r]}(t) = \mathbf{C}^{[r]}(t)$. The statistical error term describes how much the empirical estimation deviate to its expectation, i.e., it is equal to

$$\left\| \hat{\mathbf{C}}^{[r]}(t) - \mathbb{E} \hat{\mathbf{C}}^{[r]}(t) \right\|_{\infty} .$$

This error is related to the variance of $\hat{\mathbf{C}}^{[r]}$, and we will use a concentration inequality to provide an upper bound to this term (Appendix A.2).

The drift error term describes the estimation error due to a change in the accuracy of the weak labelers, and indeed it is equal to 0 if no change occurs. In Appendix A.3, we will show how to analytically relate this error to the drift of the weak labelers' accuracies.

A.2 Upper Bound to the Statistical Error

In this subsection, our main goal is to provide an upper bound to the statistical error term

$$\left\| \hat{C}^{[r]}(t) - \mathbb{E} \hat{C}^{[r]}(t) \right\|_{\infty} = \left\| C^{[r]}(t) - \hat{C}^{[r]}(t) \right\|_{\infty} \quad (8)$$

by using a concentration inequality. The following result immediately follows by using McDiarmid's inequality.

Proposition 3. *Consider a pair of indexes $(i, j) \in \{1, \dots, n\}^2$. Let $\delta > 0$. With probability at least $1 - \delta$, it holds*

$$\left| C_{ij}^{[r]}(t) - \hat{C}_{ij}^{[r]}(t) \right| \leq \sqrt{\frac{2 \ln(2/\delta)}{r}} .$$

Proof. Let $f(X_{t-r+1}, \dots, X_t) = \hat{C}_{ij}^{[r]}(t)$. By definition of $C(\cdot)$, it is easy to verify that

$$\mathbb{E} f(X_{t-r+1}, \dots, X_t) = \frac{1}{r} \sum_{k=t-r+1}^t C_{ij}(k) = C_{ij}^{[r]}(t) .$$

Since each change of a single variable can change the value of f by at most $2/r$, we can use McDiarmid's inequality, and obtain that with probability at least $1 - \delta$, it holds that

$$|f - \mathbb{E} f| \leq \left| C_{ij}^{[r]}(t) - \hat{C}_{ij}^{[r]}(t) \right| \leq \sqrt{\frac{2 \ln(2/\delta)}{r}} . \quad (9)$$

□

An upper bound to the statistical error term (8) immediately follows by using the above proposition and taking an union bound over all possible indexes i, j . Since the matrices are symmetric, and the diagonal is always equal to 1, it is sufficient to take an union bound over only $n(n-1)/2$ choices of those indexes. Thus, with probability at least $1 - \delta$, it holds that

$$\left\| C^{[r]}(t) - \hat{C}^{[r]}(t) \right\|_{\infty} \leq \sqrt{\frac{2 \ln(n(n-1)/\delta)}{r}} . \quad (10)$$

For our algorithm, we will also need to show an upper bound to the error of estimating the difference between two correlation matrices with different window sizes (see intuition in (4)). Since this result follows with a similar argument of Proposition 3, we report it here.

Proposition 4. *Consider a pair of indexes $(i, j) \in \{1, \dots, n\}^2$. Let $\delta > 0$, and let r, r' be two integers such that $1 \leq r < r' \leq t$. With probability at least $1 - \delta$, it holds*

$$\left| \hat{C}_{ij}^{[r]}(t) - \hat{C}_{ij}^{[r']}(t) - C_{ij}^{[r]} + C_{ij}^{[r']} \right| \leq \sqrt{\frac{2 \ln(2/\delta) (1 - r/r')}{r}} .$$

Proof. Let $f(X_{t-r'+1}, \dots, X_t) = \hat{C}_{ij}^{[r]}(t) - \hat{C}_{ij}^{[r']}(t)$, and observe that

$$|f - \mathbb{E} f| = \left| C_{ij}^{[r]}(t) - C_{ij}^{[r']}(t) - \hat{C}_{ij}^{[r]}(t) + \hat{C}_{ij}^{[r']}(t) \right| .$$

The function f is equivalent to

$$\begin{aligned} f(X_{t-r'+1}, \dots, X_t) &= \hat{C}_{ij}^{[r]}(t) - \hat{C}_{ij}^{[r']}(t) \\ &= \sum_{u=t-r+1}^t \left(\frac{1}{r} - \frac{1}{r'} \right) \ell_i(X_u) \ell_j(X_u) - \sum_{u=t-r'+1}^{t-r} \frac{1}{r'} \ell_i(X_u) \ell_j(X_u) . \end{aligned}$$

Thus, if we change the variable X_u with $t-r+1 \leq u \leq t$, the value of f can change by at most $2 \left(\frac{1}{r} - \frac{1}{r'} \right)$, and if we change the variable X_u with $t-r'+1 \leq u \leq t-r$, the value of f can change

by at most $2/r'$. We can use McDiarmid's inequality, and obtain that with probability at least $1 - \delta$, it holds that:

$$\begin{aligned}
& \left| C_{ij}^{[r]}(t) - C_{ij}^{[r']}(t) - \hat{C}_{ij}^{[r]}(t) + \hat{C}_{ij}^{[r']}(t) \right| \\
& \leq \sqrt{\frac{\ln(2/\delta)}{2}} \sqrt{\sum_{u=t-r+1}^t 4 \left(\frac{1}{r} - \frac{1}{r'} \right)^2 + \sum_{u=t-r'+1}^{t-r} \frac{4}{r'^2}} \\
& = \sqrt{2 \ln(2/\delta)} \sqrt{r \left(\frac{1}{r} - \frac{1}{r'} \right)^2 + (r' - r) \frac{1}{r'^2}} \\
& = \sqrt{2 \ln(2/\delta)} \sqrt{\frac{(r' - r)^2 + r(r' - r)}{r r'^2}} \\
& = \sqrt{2 \ln(2/\delta)} \sqrt{\frac{r'(r' - r)}{r r'^2}} \\
& = \sqrt{\frac{2 \ln(2/\delta)(1 - r/r')}{r}}
\end{aligned}$$

□

We end this subsection by providing a result that we quote during the explanation of the algorithm. While this result is not necessary to prove Theorem 1, it has a similar flavour than the previous proposition, and we report its proof here.

Proposition 5. *Let $1 \leq r \leq r' \leq t$. If $D_1 = \dots = D_t$, then for any pair of indexes $i, j \in \{1, \dots, \}^n$, it holds*

$$\mathbb{E} |\hat{C}_{ij}^{[r]}(t) - \hat{C}_{ij}^{[r']}(t)| \leq \sqrt{\frac{1}{r} - \frac{1}{r'}}.$$

Proof. For $i = j$ the statement is trivially true as the difference is 0. Let $i \neq j$. Consider the random variables $Z_k = \ell_i(X_{t-k+1})\ell_j(X_{t-k+1})$ for $1 \leq k \leq r'$. By assumption, the random variables are independent, and $Z_k \in [-1, 1]$. By using the definition of $\hat{C}^{[r]}$, we have:

$$\begin{aligned}
\mathbb{E} |\hat{C}_{ij}^{[r]}(t) - \hat{C}_{ij}^{[r']}(t)| & = \mathbb{E} \left| \frac{1}{r} \sum_{k=1}^r Z_k - \frac{1}{r'} \sum_{k=1}^{r'} Z_k \right| \\
& \leq \sqrt{\mathbb{V} \left(\frac{1}{r} \sum_{k=1}^r Z_k - \frac{1}{r'} \sum_{k=1}^{r'} Z_k \right)},
\end{aligned}$$

where in the last step we used Jensen's inequality. Now, we have that:

$$\begin{aligned}
\mathbb{V} \left(\frac{1}{r} \sum_{k=1}^r Z_k - \frac{1}{r'} \sum_{k=1}^{r'} Z_k \right) & = \mathbb{V} \left(\left(\frac{1}{r} - \frac{1}{r'} \right) \sum_{k=1}^r Z_k - \frac{1}{r'} \sum_{k=r+1}^{r'} Z_k \right) \\
& = \left[\left(\frac{1}{r} - \frac{1}{r'} \right)^2 r + \frac{1}{r'^2} (r' - r) \right] \mathbb{V}(Z_1) \\
& = \frac{r' - r}{r r'} \mathbb{V}(Z_1).
\end{aligned}$$

Since $Z_1 \in [-1, 1]$, by Popoviciu's inequality we have that $\mathbb{V}(Z_1) \leq 1$. Hence, we can conclude that

$$\mathbb{E} |\hat{C}_{ij}^{[r]}(t) - \hat{C}_{ij}^{[r']}(t)| \leq \sqrt{\frac{1}{r} - \frac{1}{r'}}.$$

□

A.3 Upper Bound to the Drift Error

In this subsection, we show how to provide an upper bound to the drift error term

$$\sum_{i=t-r+1}^{t-1} \|\mathbf{C}(i) - \mathbf{C}(i+1)\|_\infty$$

as a function of the variation in the weak labelers' accuracies $\mathbf{p}(t-r+1), \dots, \mathbf{p}(t)$. Intuitively, the correlation matrix does not change if the weak labelers' accuracies are the same, and a bounded drift in the those accuracies also implies a small variation in the correlation matrix. This is formalized in the following proposition.

Proposition 6. *For any $1 \leq k \leq t-1$, the following inequality holds*

$$\|\mathbf{C}(k) - \mathbf{C}(k+1)\|_\infty \leq 12\|\mathbf{p}(k) - \mathbf{p}(k+1)\|_\infty$$

Proof. Consider coordinates i, j such that $i \neq j$. By definition of $C_{i,j}(k)$, we have that

$$C_{i,j}(k) = \mathbb{E}_{X \sim D_k} [\ell_i(X) \cdot \ell_j(X)] .$$

We have that $\ell_i(X) \cdot \ell_j(X)$ is equal to 1 if and only if ℓ_i and ℓ_j are both either correct or incorrect, and is equal to -1 otherwise. By using the definition of $p_i(k)$ and Assumption 2, we have that

$$\begin{aligned} C_{i,j}(k) &= \mathbb{E}_{X \sim D_k} [\ell_i(X) \cdot \ell_j(X)] = p_i(k)p_j(k) + (1-p_i(k))(1-p_j(k)) \\ &\quad - p_i(k)(1-p_j(k)) - p_j(k)(1-p_i(k)) \\ &= 4p_i(k)p_j(k) - 2p_i(k) - 2p_j(k) + 1 . \end{aligned}$$

Hence, we have that

$$\begin{aligned} |C_{i,j}(k) - C_{i,j}(k+1)| &= |4p_i(k)p_j(k) - 4p_i(k+1)p_j(k+1) \\ &\quad + 2p_i(k+1) + 2p_j(k+1) - 2p_i(k) - 2p_j(k)| \\ &\leq 4|p_i(k)p_j(k) - p_i(k+1)p_j(k+1)| \\ &\quad + 2|p_i(k+1) - p_i(k)| + 2|p_j(k+1) - p_j(k)| . \end{aligned} \quad (11)$$

where the first inequality follows from the triangle inequality. For ease of notation, let $\rho_k = \|\mathbf{p}(k+1) - \mathbf{p}(k)\|_\infty$. We have that

$$\begin{aligned} p_i(k)p_j(k) &= p_i(k)(p_j(k) + p_j(k+1) - p_j(k+1)) \\ &\leq p_i(k)p_j(k+1) + p_i(k)|p_j(k) - p_j(k+1)| \\ &\leq p_i(k)p_j(k+1) + \rho_k \\ &= (p_i(k) - p_i(k+1) + p_i(k+1))p_j(k+1) + \rho_k \\ &\leq p_i(k+1)p_j(k+1) + 2\rho_k . \end{aligned}$$

which implies that $p_i(k)p_j(k) - p_i(k+1)p_j(k+1) \leq 2\rho_k$. Similarly, we can show that $p_i(k+1)p_j(k+1) - p_i(k)p_j(k) \leq 2\rho_k$, hence we have that $|p_i(k+1)p_j(k+1) - p_i(k)p_j(k)| \leq 2\rho_k$. By using this inequality in (11), we obtain $|C_{i,j}(k) - C_{i,j}(k+1)| \leq 12\rho_k$. The statement follows by substituting the definition of ρ_k . \square

A.4 Proof of Lemma 1

Proof. With Proposition 2, we have that:

$$\left\| \mathbf{C}(t) - \hat{\mathbf{C}}^{[r]}(t) \right\|_\infty \leq \left\| \mathbf{C}^{[r]}(t) - \hat{\mathbf{C}}^{[r]}(t) \right\|_\infty + \sum_{i=t-r+1}^{t-1} \|\mathbf{C}(i) - \mathbf{C}(i+1)\|_\infty .$$

In order to conclude the result, we upper bound each term of the right-hand side of the above inequality individually. We use Proposition 3 and take an union bound over $n(n-1)/2$ coordinates (see also (10)), and we obtain that with probability at least $1 - \delta$, it holds

$$\left\| \mathbf{C}^{[r]}(t) - \hat{\mathbf{C}}^{[r]}(t) \right\|_\infty \leq \sqrt{\frac{2 \ln(n(n-1)/\delta)}{r}}$$

Proposition 6 yields the following upper bound:

$$\sum_{i=t-r+1}^{t-1} \|\mathbf{C}(i) - \mathbf{C}(i+1)\|_\infty \leq 12 \sum_{i=t-r+1}^{t-1} \|\mathbf{p}(i) - \mathbf{p}(i+1)\|_\infty$$

□

A.5 Dynamic Selection of the Window Size (Theorem 1)

In this subsection, we show how to adaptively choose the number of past samples that minimizes a trade-off between the statistical error and the drift error. As a prerequisite, our algorithm requires that the used empirical quantities provide a good approximation of their estimated expectations. If this is not the case, we simply assume that our algorithm fails, and this happens with probability $\leq \delta$. The next corollary formalizes this required guarantee on the estimation. We remind the definition of the value $A_{\delta,n,m}$ in the statement of Theorem 1:

$$A_{\delta,n,m} = \sqrt{2 \ln[(2m-1) \cdot n(n-1)/\delta]}$$

Corollary 1. *Let $\delta > 0$. Let $\mathcal{R} = \{r_1, \dots, r_m\}$. With probability at least $1 - \delta$, it holds:*

$$\begin{aligned} \|\mathbf{C}(t) - \hat{\mathbf{C}}^{[r_k]}(t)\|_\infty &\leq \frac{A_{\delta,n,m}}{\sqrt{r_k}} + \|\mathbf{C}(t) - \mathbf{C}^{[r]}(t)\|_\infty & \forall k \leq m \\ \|\mathbf{C}^{[r_k]}(t) - \mathbf{C}^{[r_{k+1}]}(t) - \hat{\mathbf{C}}^{[r_k]}(t) + \hat{\mathbf{C}}^{[r_{k+1}]}(t)\|_\infty &\leq A_{\delta,n,m} \sqrt{\frac{1 - r_k/r_{k+1}}{r_k}} & \forall k \leq m-1 \end{aligned}$$

Proof. By using the triangle inequality, we have that

$$\|\mathbf{C}(t) - \hat{\mathbf{C}}^{[r_k]}(t)\|_\infty \leq \|\mathbf{C}^{[r_k]}(t) - \hat{\mathbf{C}}^{[r_k]}(t)\|_\infty + \|\mathbf{C}(t) - \mathbf{C}^{[r]}(t)\|_\infty$$

We use Proposition 3 and Proposition 4 to upper bound respectively $\|\mathbf{C}(t) - \hat{\mathbf{C}}^{[r_k]}(t)\|_\infty$ and $\|\mathbf{C}^{[r_k]}(t) - \mathbf{C}^{[r_{k+1}]}(t) - \hat{\mathbf{C}}^{[r_k]}(t) + \hat{\mathbf{C}}^{[r_{k+1}]}(t)\|_\infty$. Those propositions provide a guarantee for a single choice of window sizes and coordinates: we take an union bound over $n(n-1)/2$ choice of coordinates and $m + (m-1)$ different choice of window sizes, hence we take an union bound over $(2m-1)n(n-1)/2$ events. The statement immediately follows by an inspection of the value $A_{\delta,n,m}$. □

Throughout this subsection, we assume that the event of Corollary 1 holds, otherwise our algorithm fails (with probability $\leq \delta$). Let β , γ_m and γ_M be defined as in Theorem 1. We define the following function:

$$\mathcal{B}(r) = \frac{A_{\delta,n,m}}{\sqrt{r}} \frac{2\beta + 2}{1 - \gamma_M} + \|\mathbf{C}(t) - \mathbf{C}^{[r]}(t)\|_\infty$$

The value $\mathcal{B}(r)$ is the upper bound that our algorithm guarantees to $\|\mathbf{C}(t) - \hat{\mathbf{C}}^{[r]}(t)\|_\infty$ using any value $r \in \mathcal{R}$. In fact, we have that

$$\begin{aligned} \mathcal{B}(r) &= \frac{A_{\delta,n,m}}{\sqrt{r}} \frac{2\beta + 2}{1 - \gamma_M} + \|\mathbf{C}(t) - \mathbf{C}^{[r]}(t)\|_\infty \\ &\geq \frac{A_{\delta,n,m}}{\sqrt{r}} + \|\mathbf{C}(t) - \mathbf{C}^{[r]}(t)\|_\infty \\ &\geq \|\mathbf{C}(t) - \hat{\mathbf{C}}^{[r]}(t)\|_\infty & \forall r \in \mathcal{R}, \end{aligned}$$

where the last inequality follows from Corollary 1. For any value $k \leq m-1$, also let

$$\mathcal{T}(k) \doteq 2\beta A_{\delta,n,m} \sqrt{\frac{1}{r_k}} + A_{\delta,n,m} \sqrt{\frac{1 - r_k/r_{k+1}}{r_k}},$$

and observe that this is the quantity used as a threshold in Line 4 of the algorithm at iteration k .

The proof of Theorem 1 revolves around the following two Propositions 7 and 8.

1. We guarantee that if $\|\hat{\mathbf{C}}^{[r_{k+1}]}(t) - \hat{\mathbf{C}}^{[r_k]}(t)\|_\infty$ is smaller than the threshold $\mathcal{T}(k)$, then a negligible drift occurred, and the upper bound $\mathcal{B}(r_{k+1})$ is smaller than $\mathcal{B}(r_k)$ (Proposition 7). In this case, we can keep iterating.
2. On the other hand, if $\|\hat{\mathbf{C}}^{[r_{k+1}]}(t) - \hat{\mathbf{C}}^{[r_k]}(t)\|_\infty$ is greater than the threshold $\mathcal{T}(k)$, a sizeable drift occurred, and we can provide a lower bound on the drift error (Proposition 8). In this case, we can stop iterating and return the current window size r_k .

We prove those two propositions.

Proposition 7. *Let the event of Corollary 1 hold. Then, for any $1 \leq k \leq m - 1$*

$$\|\hat{\mathbf{C}}^{[r_k]} - \hat{\mathbf{C}}^{[r_{k+1}]}\|_\infty \leq \mathcal{T}(k) \implies \mathcal{B}(r_{k+1}) \leq \mathcal{B}(r_k)$$

Proof. We have that

$$\mathcal{B}(r_{k+1}) - \mathcal{B}(r_k) = A_{\delta,n,m} \frac{2\beta + 2}{1 - \gamma_M} \left[\sqrt{\frac{1}{r_{k+1}}} - \sqrt{\frac{1}{r_k}} \right] + \|\mathbf{C}(t) - \mathbf{C}^{[r_{k+1}]}(t)\|_\infty - \|\mathbf{C}(t) - \mathbf{C}^{[r_k]}(t)\|_\infty \quad (12)$$

We can obtain the following upper

$$\begin{aligned} & \|\mathbf{C}(t) - \mathbf{C}^{[r_{k+1}]}(t)\|_\infty - \|\mathbf{C}(t) - \mathbf{C}^{[r_k]}(t)\|_\infty \\ & \leq \|\mathbf{C}^{[r_{k+1}]}(t) - \mathbf{C}^{[r_k]}(t)\|_\infty \\ & = \|\hat{\mathbf{C}}^{[r_k]}(t) - \hat{\mathbf{C}}^{[r_{k+1}]}(t) - \hat{\mathbf{C}}^{[r_k]}(t) + \hat{\mathbf{C}}^{[r_{k+1}]}(t) + \mathbf{C}^{[r_k]}(t) - \mathbf{C}^{[r_{k+1}]}(t)\|_\infty \\ & \leq \|\hat{\mathbf{C}}^{[r_k]}(t) - \hat{\mathbf{C}}^{[r_{k+1}]}(t)\|_\infty + \|-\hat{\mathbf{C}}^{[r_k]}(t) + \hat{\mathbf{C}}^{[r_{k+1}]}(t) + \mathbf{C}^{[r_k]}(t) - \mathbf{C}^{[r_{k+1}]}(t)\|_\infty \\ & \leq \mathcal{T}(k) + A_{\delta,n,m} \sqrt{\frac{1 - r_k/r_{k+1}}{r_k}} \end{aligned}$$

where the first two inequalities are due to the triangle inequality, and the last inequality is due to the assumption of the proposition statement and Corollary 1. By plugging the above inequality in (12) and using the definition of $\mathcal{T}(k)$, we obtain

$$\mathcal{B}(r_{k+1}) - \mathcal{B}(r_k) \leq \frac{A_{\delta,n,m}}{\sqrt{r_k}} \left[\frac{2\beta + 2}{1 - \gamma_M} \sqrt{\frac{r_k}{r_{k+1}}} - \frac{2\beta + 2}{1 - \gamma_M} + 2\beta + 2\sqrt{1 - r_k/r_{k+1}} \right] \quad (13)$$

We have that

$$\begin{aligned} & \left[\frac{2\beta + 2}{1 - \gamma_M} \sqrt{\frac{r_k}{r_{k+1}}} - \frac{2\beta + 2}{1 - \gamma_M} + 2\beta + 2\sqrt{1 - r_k/r_{k+1}} \right] \\ & \leq \left[\frac{2\beta + 2}{1 - \gamma_M} \gamma_M - \frac{2\beta + 2}{1 - \gamma_M} + 2\beta + 2 \right] \\ & = 0 \end{aligned}$$

By using this inequality in (13), we finally obtain that $\mathcal{B}(r_{k+1}) - \mathcal{B}(r_k) \leq 0$. \square

This proposition guarantees that every time the If of Line 4 of the algorithm is true, then $\mathcal{B}(r_{k+1})$ is an upper bound at least as good as $\mathcal{B}(r_k)$. Conversely, the next proposition shows that when the If of Line 4 is false, a drift must have occurred.

Proposition 8. *Let the event of Corollary 1 hold. Then, for any $1 \leq k \leq m - 1$*

$$\|\hat{\mathbf{C}}^{[r_k]} - \hat{\mathbf{C}}^{[r_{k+1}]}\|_\infty > \mathcal{T}(k) \implies \sum_{u=t-r_{k+1}+1}^{t-1} \|\mathbf{C}(u) - \mathbf{C}(u+1)\|_\infty > A_{\delta,n,m} \cdot \beta / \sqrt{r_k}$$

Proof. We have that:

$$\begin{aligned} \|\hat{\mathbf{C}}^{[r_k]} - \hat{\mathbf{C}}^{[r_{k+1}]}\|_\infty & \leq A_{\delta,n,m} \sqrt{\frac{1 - r_k/r_{k+1}}{r_k}} + \|\mathbf{C}^{[r_k]}(t) - \mathbf{C}^{[r_{k+1}]}(t)\|_\infty \\ & \leq A_{\delta,n,m} \sqrt{\frac{1 - r_k/r_{k+1}}{r_k}} + \|\mathbf{C}(t) - \mathbf{C}^{[r_{k+1}]}(t)\|_\infty + \|\mathbf{C}^{[r_k]}(t) - \mathbf{C}(t)\|_\infty \end{aligned}$$

where the first inequality is due to Corollary 1, and the second inequality is due to the triangle inequality. By using (7), we can show that

$$\|\mathbf{C}(t) - \mathbf{C}^{\lceil r_{k+1} \rceil}(t)\|_\infty + \|\mathbf{C}^{\lceil r_k \rceil}(t) - \mathbf{C}(t)\|_\infty \leq 2 \sum_{u=t-r_{k+1}+1}^{t-1} \|\mathbf{C}(u) - \mathbf{C}(u+1)\|_\infty .$$

Hence, by using the assumption of the proposition and the definition of $\mathcal{T}(k)$, we obtain the following inequality:

$$2 \sum_{u=t-r_{k+1}+1}^{t-1} \|\mathbf{C}(u) - \mathbf{C}(u+1)\|_\infty > 2\beta A_{\delta,n,m}/\sqrt{r_k} ,$$

and the statement immediately follows. \square

In the following Lemma, we use Proposition 7 and 8 to show that the matrix $\hat{\mathbf{C}}$ of Line 10 of the algorithm provides a good approximation of $\mathbf{C}(t)$. Theorem 1 immediately follows from this result by using Proposition 1.

Lemma 2. *Consider the setting of Theorem 1. Let $\hat{\mathbf{C}}$ be the matrix defined at Line 10 of the algorithm. With probability at least $1 - \delta$, it holds that*

$$\|\hat{\mathbf{C}} - \mathbf{C}(t)\|_\infty \leq \Phi_{\mathcal{R},\beta} \min_{r \in [r_1, \min(t, r_m)]} \left(\frac{A_{\delta,n,m}}{\sqrt{r}} + \sum_{u=t-r+1}^{t-1} \|\mathbf{C}(u) - \mathbf{C}(u+1)\|_\infty \right)$$

Proof. Assume that the event of Corollary 1 holds (otherwise we say that our algorithm fails, with probability $\leq \delta$). For ease of notation, let $\nu = (2\beta + 2)/(1 - \gamma_M)$. Let $\hat{k} \leq m$ be the value such that $\hat{\mathbf{C}} = \hat{\mathbf{C}}^{\lceil r_{\hat{k}} \rceil}(t)$. We remind that the algorithm guarantees an upper bound $\mathcal{B}(r_{\hat{k}})$ to the estimation error $\|\hat{\mathbf{C}} - \mathbf{C}(t)\|_\infty$. Let r^* be the integer that minimizes

$$r^* = \operatorname{argmin}_{r \in [r_1, \min(t, r_m)]} \left(\frac{A_{\delta,n,m}}{\sqrt{r}} + \sum_{u=t-r+1}^{t-1} \|\mathbf{C}(u) - \mathbf{C}(u+1)\|_\infty \right) ,$$

and let \mathcal{B}^* be the minimum value of the above expression, i.e.

$$\mathcal{B}^* = \frac{A_{\delta,n,m}}{\sqrt{r^*}} + \sum_{u=t-r^*+1}^{t-1} \|\mathbf{C}(u) - \mathbf{C}(u+1)\|_\infty$$

In order to prove the lemma, it is sufficient to show that $\mathcal{B}(r_{\hat{k}})/\mathcal{B}^* \leq \Phi_{\mathcal{R},\beta}$.

We distinguish two cases: (a) $\hat{k} = m$ or $r^* < r_{\hat{k}+1}$ and (b) $r^* \geq r_{\hat{k}+1}$. Consider case (a). Let \tilde{k} be the largest integer such that $r_{\tilde{k}} \leq r^*$. By construction, we can observe that $\tilde{k} \leq \hat{k}$. Since the algorithm did not interrupt in the iterations $1, \dots, \tilde{k}, \dots, \hat{k}$, we can use Proposition 7, to show that $\mathcal{B}(r_{\hat{k}}) \leq \mathcal{B}(r_{\tilde{k}})$. Hence, we have that:

$$\begin{aligned} \frac{\mathcal{B}(r_{\hat{k}})}{\mathcal{B}^*} &\leq \frac{\mathcal{B}(r_{\tilde{k}})}{\mathcal{B}^*} = \frac{\nu \cdot A_{\delta,n,m}/\sqrt{r_{\tilde{k}}} + \|\mathbf{C}(t) - \mathbf{C}^{\lceil r_{\tilde{k}} \rceil}(t)\|_\infty}{A_{\delta,n,m}/\sqrt{r^*} + \sum_{u=t-r^*+1}^{t-1} \|\mathbf{C}(u) - \mathbf{C}(u+1)\|_\infty} \\ &\leq \frac{\nu \cdot A_{\delta,n,m}/\sqrt{r_{\tilde{k}}} + \sum_{u=t-r_{\tilde{k}}+1}^{t-1} \|\mathbf{C}(u) - \mathbf{C}(u+1)\|_\infty}{A_{\delta,n,m}/\sqrt{r^*} + \sum_{u=t-r^*+1}^{t-1} \|\mathbf{C}(u) - \mathbf{C}(u+1)\|_\infty} \\ &\leq \nu \sqrt{\frac{r^*}{r_{\tilde{k}}}} + \frac{\sum_{u=t-r_{\tilde{k}}+1}^{t-1} \|\mathbf{C}(u) - \mathbf{C}(u+1)\|_\infty}{\sum_{u=t-r^*+1}^{t-1} \|\mathbf{C}(u) - \mathbf{C}(u+1)\|_\infty} \\ &\leq \nu/\gamma_m + 1 \end{aligned}$$

where the second inequality is due to (7), and the last inequality is due to the definition of $r_{\tilde{k}}$. We can observe that $1 + \nu/\gamma_m = 1 + \frac{2\beta+2}{\gamma_m(1-\gamma_M)} \leq \Phi_{\mathcal{R},\beta}$ and this concludes the first part of the proof.

We consider case (b). Since the algorithm stopped at iteration $\hat{k} < m$, the If condition of Line 4 is false during this iteration, and due to Proposition 8, we have that:

$$\sum_{u=t-r^*+1}^{t-1} \|\mathbf{C}(u) - \mathbf{C}(u+1)\|_\infty \geq \sum_{u=t-r_{\hat{k}+1}+1}^{t-1} \|\mathbf{C}(u) - \mathbf{C}(u+1)\|_\infty \geq A_{\delta,n,m}\beta/\sqrt{r_{\hat{k}}} . \quad (14)$$

We obtain:

$$\begin{aligned} \frac{\mathcal{B}(r_{\hat{k}})}{\mathcal{B}^*} &= \frac{\nu \cdot A_{\delta,n,m}/\sqrt{r_{\hat{k}}} + \|\mathbf{C}(t) - \mathbf{C}^{[r_{\hat{k}}]}(t)\|_\infty}{A_{\delta,n,m}/\sqrt{r^*} + \sum_{u=t-r^*+1}^{t-1} \|\mathbf{C}(u) - \mathbf{C}(u+1)\|_\infty} \\ &\leq \frac{\nu \cdot A_{\delta,n,m}/\sqrt{r_{\hat{k}}} + \sum_{u=t-r_{\hat{k}+1}+1}^{t-1} \|\mathbf{C}(u) - \mathbf{C}(u+1)\|_\infty}{A_{\delta,n,m}/\sqrt{r^*} + \sum_{u=t-r^*+1}^{t-1} \|\mathbf{C}(u) - \mathbf{C}(u+1)\|_\infty} \\ &\leq \frac{\nu \cdot A_{\delta,n,m}/\sqrt{r_{\hat{k}}}}{\sum_{u=t-r^*+1}^{t-1} \|\mathbf{C}(u) - \mathbf{C}(u+1)\|_\infty} + \frac{\sum_{u=t-r_{\hat{k}+1}+1}^{t-1} \|\mathbf{C}(u) - \mathbf{C}(u+1)\|_\infty}{\sum_{u=t-r^*+1}^{t-1} \|\mathbf{C}(u) - \mathbf{C}(u+1)\|_\infty} \\ &\leq \frac{\nu}{\beta} + 1 . \end{aligned}$$

where in the last inequality we used (14) and the fact that $r_{\hat{k}} \leq r^*$. We finally observe that $\nu/\beta + 1 = 1 + \frac{2\beta+2}{(1-\gamma_M)\beta} \leq \Phi_{\mathcal{R},\beta}$, and this concludes the proof. \square

We can finally prove Theorem 1 as a simple corollary of Lemma 2.

Proof of Theorem 1. Let ϵ be the guarantee of Lemma 2. If we let $\hat{\mathbf{C}}$ be the matrix of Line 10 of the algorithm, we have that with probability at least $1 - \delta$, it holds:

$$\left\| \hat{\mathbf{C}} - \mathbf{C}(t) \right\|_\infty \leq \epsilon$$

Lines 11-14 of the algorithm implement the procedure of [14] that attains the guarantee of Proposition 1. Hence, we have that:

$$\begin{aligned} \|\hat{\mathbf{p}} - \mathbf{p}(t)\|_\infty &\leq \frac{5\epsilon}{2\tau^2} \\ &\leq \frac{5\Phi_{\mathcal{R},\beta}}{2\tau^2} \min_{r \in [r_1, \min(t, r_m)]} \left(\frac{A_{\delta,n,m}}{\sqrt{r}} + \sum_{u=t-r+1}^{t-1} \|\mathbf{C}(u) - \mathbf{C}(u+1)\|_\infty \right) . \end{aligned}$$

The statement immediately follows by using Proposition 6. \square

B Additional Experiments

In Figure 4 and Table 2, we plot the average accuracy of the dynamically selected window sizes and multiple fixed window sizes for the AwA2 dataset. Using a proper window size is crucial for achieving good performance. Using too large or too small window sizes decreases the accuracy by up to 7 percentage points. On the other hand, our algorithm adapts to each time step and selects a close-to-optimal window size without any prior knowledge about the drift. As a result, adaptive window sizes achieve better or comparable accuracy to any fixed strategy. As discussed in Section 6.2, although some fixed strategies have a competitive accuracy on average, their accuracy changes significantly for different time steps.

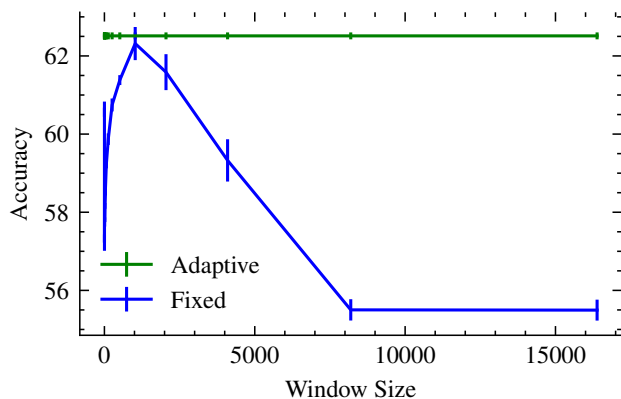


Figure 4: Accuracy of the dynamically selected window sizes as well as different fixed-window-size strategies for the AWA2 dataset. For each window size, the average accuracy and standard error of the mean are reported over three random executions.

Table 2: Accuracy of the dynamically selected window sizes as well as different fixed-window-size strategies for the AWA2 dataset. For each window size, the average accuracy and standard error of the mean are reported over three random executions.

Window Size	Accuracy
Adaptive	62.51 ± 0.09
All Past	55.49 ± 0.27
Majority Vote	60.64 ± 0.20
2	57.22 ± 0.21
4	58.72 ± 0.19
8	57.75 ± 0.12
16	58.16 ± 0.07
32	58.56 ± 0.13
64	59.23 ± 0.10
128	59.87 ± 0.15
256	60.75 ± 0.17
512	61.38 ± 0.13
1024	62.32 ± 0.42
2048	61.59 ± 0.46
4096	59.33 ± 0.54
8192	55.50 ± 0.27
16384	55.49 ± 0.27