

Pretrained Language Model based Web Search Ranking: From Relevance to Satisfaction

Canjia Li[†], Xiaoyang Wang[†], Dongdong Li, Yiding Liu, Yu Lu, Shuaiqiang Wang, Zhicong Cheng, Simiu Gu, Dawei Yin^{*}
 Baidu Inc., Beijing, China
 {licanjia, wangxiaoyang06, lidongdong06, luyu06, wangshuaiqiang, chengzhicong01, gusimiu}@baidu.com
 liuyiding.tanh@gmail.com; yindawei@acm.org

ABSTRACT

Search engine plays a crucial role in satisfying users' diverse information needs. Recently, Pretrained Language Models (PLMs) based text ranking models have achieved huge success in web search. However, many state-of-the-art text ranking approaches only focus on core relevance while ignoring other dimensions that contribute to user satisfaction, e.g., document quality, recency, authority, etc. In this work, we focus on ranking user satisfaction rather than relevance in web search, and propose a PLM-based framework, namely SAT-Ranker, which comprehensively models different dimensions of user satisfaction in a unified manner. In particular, we leverage the capacities of PLMs on both textual and numerical inputs, and apply a multi-field input that modularizes each dimension of user satisfaction as an input field. Overall, SAT-Ranker is an effective, extensible, and data-centric framework that has huge potential for industrial applications. On rigorous offline and online experiments, SAT-Ranker obtains remarkable gains on various evaluation sets targeting different dimensions of user satisfaction. It is now fully deployed online to improve the usability of our search engine.

CCS CONCEPTS

• Information systems → Language models; Learning to rank.

KEYWORDS

User satisfaction, Pretrained language models, Web search

ACM Reference Format:

Canjia Li[†], Xiaoyang Wang[†], Dongdong Li, Yiding Liu, Yu Lu, Shuaiqiang Wang, Zhicong Cheng, Simiu Gu, Dawei Yin^{*}. 2018. Pretrained Language Model based Web Search Ranking: From Relevance to Satisfaction. In *Proceedings of Make sure to enter the correct conference title from your rights confirmation email (Conference acronym 'XX)*. ACM, New York, NY, USA, 12 pages. <https://doi.org/XXXXXXX.XXXXXXX>

[†] equal contribution.

^{*} Dawei Yin is the corresponding author.

Permission to make digital or hard copies of all or part of this work for personal or classroom use is granted without fee provided that copies are not made or distributed for profit or commercial advantage and that copies bear this notice and the full citation on the first page. Copyrights for components of this work owned by others than ACM must be honored. Abstracting with credit is permitted. To copy otherwise, or republish, to post on servers or to redistribute to lists, requires prior specific permission and/or a fee. Request permissions from [permissions@acm.org](https://permissions.acm.org).

Conference acronym 'XX, June 03–05, 2018, Woodstock, NY

© 2018 Association for Computing Machinery.
 ACM ISBN 978-1-4503-XXXX-X/18/06...\$15.00
<https://doi.org/XXXXXXX.XXXXXXX>

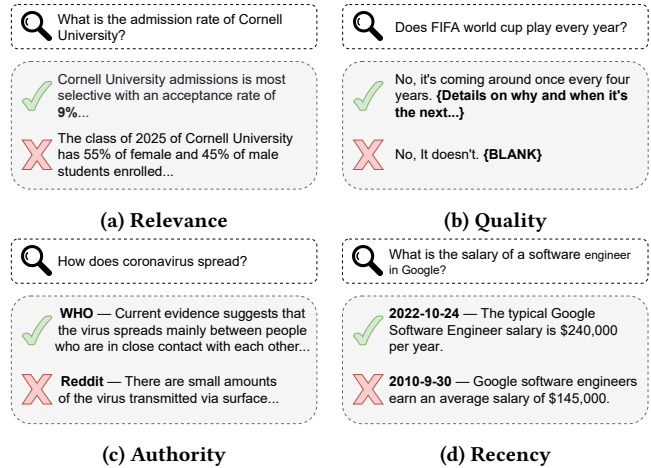


Figure 1: Aspects of user satisfaction. Each aspect is illustrated with a good and a bad result to the query. Note that in (b), (c), and (d), the good and bad results are relevant to the query, while the good results are more likely to satisfy users.

1 INTRODUCTION

Search engines, such as Google and Bing, are useful tools for people to access rich information on the Internet. For web search, ranking relevance is the core problem [70], where extensive efforts from both industry and academia have been dedicated, such as text ranking approaches based on lexical matching (e.g., BM25 [52]) and semantic matching (e.g., DSSM [24], DRMM [22]). More recently, Pretrained Language Models (PLMs) have shown promising performance for relevance modeling in web search [15, 34, 38, 76].

With the prosperity of Web 2.0, the information need of users has also become increasingly diverse, and an effective portal web search engine must satisfy a wide range of queries [12]. In such case, *relevance* alone is often insufficient to produce good rankings w.r.t. *user satisfaction*. Previous work [8, 41, 68] has found that relevance is not the equivalence of user satisfaction or usefulness of the search results. Incorporating authority [29, 37, 43] and recency [11, 12, 70] of the search results can significantly improve user satisfaction. Motivated by this, we can systematically formulate four critical dimensions for modeling diverse user satisfaction in real-world search engines as follows:

- **Relevance.** For all queries, relevance is the foundation of search ranking. The webpages returned to users must be relevant to the query. However, users' demands on relevance may also vary, where diverse relevance patterns (e.g., passage-level and document-level relevance) should be considered [14].
- **Quality.** For all queries, the quality of a webpage is also an important factor to satisfy users. The quality of a webpage represents its overall presentation and informativeness, i.e., whether users could effortlessly and effectively access useful information from its content.
- **Authority.** For particular authority-sensitive queries, such as medical and legal inquiries, the information provided by authoritative websites, or the articles written by well-known authorities should be preferred by users. These search results are more likely to provide authentic information.
- **Recency.** For particular recency-sensitive queries, such as emergency events or frequently-updated information, users implicitly seek recently-published content, and those out-of-date information is valueless to the users. Typical recency-aware queries include news, stock, weather, etc.

Figure 1 gives illustrative examples. Although there might be other factors or taxonomies that could also be explored, such as users' locations [70] and search behaviors [8, 20], we do not enumerate them in this paper and stay focused on the above four dimensions.

For real-world search ranking, the major limitation of most PLM-based rankers is that they mainly focus on modeling relevance while ignoring users' diverse information needs. A handful of studies may notice that users' demands on relevance are diverse [14, 17, 59]. However, their methods are tailored for relevance modeling, which is not well aligned to user satisfaction. Therefore, it is appealing to develop a novel and practical solution that advances PLMs from ranking relevance to ranking satisfaction. There are few notable attempts made to achieve a similar goal for recommender systems [6, 21, 58], yet a unified framework for ranking diverse search satisfaction remains under-explored.

Present work. In this paper, we propose a generic Pretrained Language Model (PLM) based framework, namely **SAT-Ranker**, to model diverse user satisfaction. In particular, the structure of SAT-Ranker is a standard transformer encoder [10, 56], which could be easily deployed in our ranking system. To empower SAT-Ranker for ranking satisfaction, we establish a multi-field input that covers the aforementioned dimensions in a unified manner. First, the raw text of the query, document title, and document summary are concatenated as the main body of the input, which provides semantic information for modeling the core relevance. Second, we leverage the numeracy ability of PLM and introduce several sets of numerical features to facilitate the model capability on lexical relevance, quality, authority, and recency. These features could provide rich information that can hardly be captured by the textual input. Third, we leverage the off-the-shelf query analysis service of our search system and incorporate query-level features to guide the training of SAT-Ranker for various kinds of queries, e.g., learning to focus on particular dimensions with respect to different demands.

In general, we leverage the capabilities of PLMs on comprehending both text and numbers [57], and modularize each dimension of user satisfaction as an input field in SAT-Ranker. As a result, we

finalize an expressive, flexible, and practical framework for ranking user satisfaction in web search. Such a framework is appealing for industrial applications as 1) it moves beyond relevance modeling, and leverages a powerful PLM to enable more expressive modeling of user satisfaction, 2) it is data-centric, without any modification of model architecture, which can be easily implemented and deployed in real-world productions, and 3) it is a unified framework that can be easily extended to support modeling other useful aspects w.r.t. user satisfaction. Overall, our contributions are threefold:

- We move beyond conventional relevance-oriented ranking, and formulate the problem of ranking user satisfaction, which is critical for empowering real-world search engines.
- We propose a unified framework, namely SAT-Ranker, to model user satisfaction. It leverages the expressiveness of PLM for both textual and numerical features to comprehensively model different aspects of user satisfaction.
- We conduct rigorous offline and online evaluations to demonstrate the effectiveness of SAT-Ranker. The results show that SAT-Ranker can obtain remarkable gains on various evaluation sets targeting different aspects of user satisfaction. It is now fully deployed online to improve our search engine.

2 FRAMEWORK

In this section, we first present the task formulation of modeling user satisfaction, and then propose our framework, namely SAT-Ranker, which considers the diverse information needs of users to handle this task.

2.1 Task Formulation

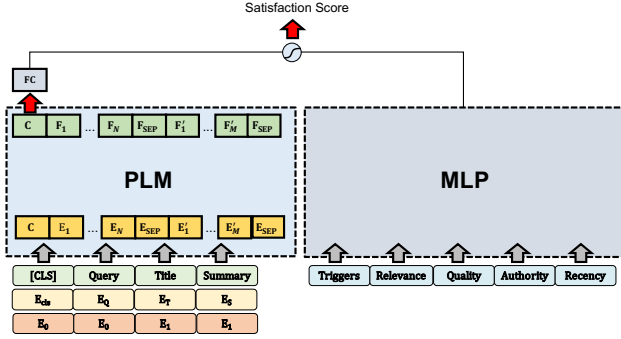
Ranking. A search engine is usually composed of retrieval and ranking modules and our focus is on the ranking stage. In particular, we apply the *score-and-sort* setting, where the ranker is considered as a pointwise scoring function $s(q, d; \Theta)$ for a query q and a candidate document d , and Θ denotes the trainable model parameters. The ranker $s(q, d; \Theta)$ is trained to map the input features of q and its n candidate documents to n real number scores (denoted as $s_q \in \mathbb{R}^n$), where the training objective is to minimize the loss:

$$\mathcal{L}(\Theta) = \frac{1}{|Q|} \sum_{q \in Q} l(y_q, s_q), \quad (1)$$

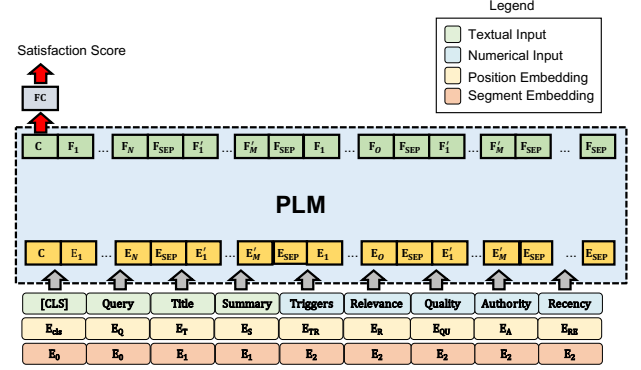
where Q is the set of all training queries, and $l(\cdot)$ is a ranking loss (e.g., pairwise loss [3] and listwise loss [50]) for a single query that measures the consistency between s_q and the ground truth y_q .

Labels. Most of the existing rankers are trained and evaluated on data with annotated relevance [46], which cannot be applied to model user satisfaction. Instead, we employ a user satisfaction dataset to supervise the ranker, where y_q is labeled with more comprehensive user satisfaction. Specifically, each query-document pair is graded in 0-4 ratings, indicating {bad, fair, good, excellent, perfect}, respectively, in terms of overall user satisfaction.

Features. Following previous study [76], the main input of our ranker is composed of multiple text fields, i.e., query, document title, and document summary [67]. The length of the document summary can be varied based on the latency and computational cost during online serving. While such textual input might be sufficient for modeling relevance, it can hardly reveal other dimensions



(a) SAT-Ranker_{mlp}. The textual input and numerical input are decoupled into a PLM-based text encoder and a MLP network.



(b) SAT-Ranker. Both textual input and numerical input are jointly learned from the bottom.

Figure 2: Overall frameworks of SAT-Ranker_{mlp} and SAT-Ranker.

of user satisfaction. To this end, we further include more numerical and textual attributes associated with q and d as new input fields. In particular, we consider three types of attributes, i.e., query attributes A_q , document attributes A_d and query-document interaction attributes A_{qd} , which intend to cover all four dimensions of user satisfaction. As such, the ranker can be defined as

$$s(q, d; \Theta) = f(\text{text}_q, \text{text}_d, A_q, A_d, A_{qd}; \Theta). \quad (2)$$

In the following, we elaborate our proposed SAT-Ranker framework as f for modeling user satisfaction.

2.2 The SAT-Ranker Framework

Given the task formulation, the key to ranking user satisfaction is to design a practical framework that can 1) expressively model the basic relevance based on the textual inputs, and 2) flexibly incorporate heterogeneous attributes to capture different dimensions of user satisfaction. Next, we introduce the text-based ranker and our proposed SAT-Ranker method that address the two concerns.

Text-based ranker. To model the basic semantic relevance, we apply a PLM [55] as the backbone for our ranker. Specifically, we adopt a transformer-based pretrained language model that can be further finetuned for search ranking. We use the base version of the PLM that has 12 layers, 12 heads, and 768 hidden dimensions, which results in a total of 110M parameters. The expressiveness of PLM is beneficial for understanding the semantics underlying the textual inputs of query and document. Following previous study [76], a text-based ranker is trained with a multi-stage paradigm.

To extend the basic text-based ranker for modeling user satisfaction, we develop two frameworks that are flexible and extendable to incorporate rich attributes, namely SAT-Ranker_{mlp} and SAT-Ranker. The overall architectures are shown in Figure 2.

SAT-Ranker_{mlp} adopts a hybrid structure that consists of the PLM-based encoder and an extra multi-layer perceptron, as inspired by wide&deep structure [75]. In particular, the PLM and MLP modules are employed to process textual and numerical features, respectively. As shown in Figure 2a, the numerical features are carefully

designed to cover all the dimensions of user satisfaction, i.e., relevance, quality, authority, and recency, especially for those aspects that can hardly be revealed by the textual features. By doing this, the main semantic relevance and other dimensions are separately modeled in SAT-Ranker_{mlp}, and the final ranking score is the summation of the scores predicted by the two modules¹.

SAT-Ranker is a more generic framework of unifying textual and numerical features for modeling user satisfaction. Particularly, it converts all the numerical features to token embeddings, which are concatenated with the word embeddings of the textual inputs. Compared with SAT-Ranker_{mlp}, SAT-Ranker is a more favorable solution as can capture complicated relationships between different dimensions towards final user satisfaction. In contrast, SAT-Ranker_{mlp} hinders the deep interaction between numerical features and textual features and thus is less capable. In the next section, we depict the detailed design of the input features used in SAT-Ranker.

3 FEATURES OF USER SATISFACTION

In this section, we present the detailed design of input features that allows SAT-Ranker to comprehend user satisfaction. Despite the main textual inputs, i.e., the texts of query, document title, and document summary, we further introduce several numerical features of relevance, quality, authority, and recency in the following.

3.1 Relevance

Although PLM-based rankers have already achieved remarkable performance in modeling semantic relevance, empirical studies [14, 32, 64] further highlight the importance of full-document signals, which are neglected by the short document summary applied by PLM-based methods [67, 76]. Therefore, we leverage several numerical features to represent full-document relevance signals, namely A_{qd}^{rel} , which supplement diverse relevance patterns neglected by document summary, including

¹We have also tried other implementations like injecting the final score or the final [CLS] representation from PLM to the MLP network, but do not get better results.

- **Term coverage.** It measures the ratio of query terms that can be matched in the document, or we can also use existing methods like BM25 [52];
- **Term proximity.** It measures the distance of matched terms in the document for each query bi-gram, considering that term matches that are closely distributed in a document are a more reliable relevance signal than those randomly scattered all over the document;
- **Term continuity.** It measures the longest continuous matching between the document content and the query, which is a strong signal of relevance.

Note that we only give some loose definitions and omit the details, as the framework is flexible to support any specific implementation. These features are very efficient to be computed online compared with the PLM backbone, and the computational overhead could be neglected. Overall, these full-text relevance features are able to complement text-based rankers that rely on document summaries.

3.2 Quality

The quality of web documents can hardly be revealed by conventional PLM-based rankers, as the input texts, i.e., query, title, and document summary, mainly reflect relevance. To this end, we design two types of quality features A_d^{qua} that could be involved in SAT-Ranker:

- **Statistical features.** These are valuable information sources of document quality. For example, we can apply document length, the number of pictures and videos, and the number of ads on the webpage as signals to reveal webpage quality.
- **DNN features.** Unlike relevance features that need to be computed on-the-fly with a specific query, document quality is query-agnostic and thus can be pre-computed offline and cached. Therefore, it is feasible to apply other expressive DNN models to extract insightful quality information from the full webpage, such as whether the content is well structured and presented.

In real scenarios, the statistical features are easier to obtain and apply, while DNN features usually require extra effort to design the objective and acquire training data w.r.t. webpage quality.

3.3 Authority

Authority can also be represented by query-agnostic features of a document (denoted as A_d^{auth}), which could be pre-computed offline. In particular, there are three dimensions that are critical for modeling document authority:

- **Site.** The intuition is that the information published on an authoritative site (e.g., a government website) should more trustworthy and preferred by users. Specifically, we can tag the authoritative sites as a binary indicator, e.g., whether the content source is a government website. Alternatively, we can simply put the site name at a feature in SAT-Ranker, as our model can naturally process textual input.
- **Author.** As the web is flooded with user-generated content, such as Twitter and YouTube, it is also important to identify authoritative authors. Some simple statistics could be useful, such as the number of followers or subscriptions and whether

Table 1: Summary of features used for user satisfaction. SAT-Ranker facilitates user satisfaction via incorporating query attributes A_q , document attributes A_d , and query-document interaction attributes A_{qd} . The triggers A_q^{trig} are also included.

Aspect	Query	Document	Query-document
Relevance	$text_q$	$text_d$	A_{qd}^{rel}
Quality		A_d^{qua}	
Authority	A_q^{trig}	A_d^{auth}	
Recency	A_q^{trig}	A_d^{rec}	

the author has official verification on the platform, etc. These authors are also more likely to present trustworthy content.

- **Hyperlink.** In addition to the candidate document itself, one can also leverage its hyperlinks to measure the authority, such as PageRank [48].

It is worth noting that we only consider the authority of the information source, while the correctness of the information cannot be guaranteed. In fact, toxic information posed by authorities (e.g., domain experts) is even more harmful to users. We rely on other fact verification systems to resolve this issue.

3.4 Recency

Compared with other dimensions, recency is more straightforward to be modeled. Specifically, we consider the post time of a document as its recency feature. However, directly using the date or time as the feature is sub-optimal, as web content is emerging and expiring at a very high speed. A document could be considered with high recency at the time of training but becomes out-of-date when it is being presented to users. To this end, we apply a listwise normalization for the post-time during model training and online inference. In particular, for the candidate documents of a given query, we normalize their absolute post time to a relative post time, where the more recent documents have higher feature values. We denote the normalized recency features as A_d^{rec} .

3.5 Triggering Authority and Recency

As mentioned in Section 1, relevance and quality are important dimensions for *all queries*, while authority and recency are critical for particular *authority-sensitive* and *recency-sensitive* queries, respectively. However, such kinds of queries only take a small portion of all queries. For a given query, it is difficult for the model to determine whether authority and recency should be considered in the ranking. To tackle this challenge, we further introduce two types of query features (denoted as A_q^{trig}) that help the model to comprehend authority and recency when necessary:

- **Explicit triggers.** We can build an off-the-shelf query analysis that outputs whether a query is authority-sensitive, recency-sensitive, or both. The binary indicators could be included as features in SAT-Ranker.
- **Implicit triggers.** Moreover, other query analysis services in the search system could also be used as implicit triggers, such

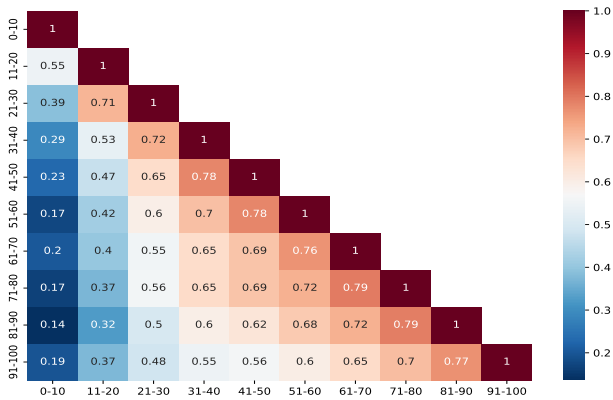


Figure 3: Pairwise cosine similarity of digital centroids. Each centroid is obtained by averaging the token embeddings in the corresponding range. For example, the cosine similarity between centroid(0-10) and centroid(91-100) is 0.19.

as domain of a query. Intuitively, some domains (e.g., health-care and law) require more information from professionals and authorities, while some other domains (e.g., news and events) require high recency.

3.6 Final Input Schema

Table 1 summarizes all the features included in SAT-Ranker, which moves beyond semantic relevance modeling and facilitates user satisfaction modeling. Specifically, the final input schema of SAT-Ranker for a query q and a document d is formalized as

$$[\text{CLS}] \text{ Q } [\text{SEP}] \text{ T } [\text{SEP}] \text{ S } [\text{SEP}] A_q^{\text{tri}} [\text{SEP}] A_{qd}^{\text{rel}} [\text{SEP}] A_d^{\text{qua}} [\text{SEP}] A_d^{\text{auth}} [\text{SEP}] A_d^{\text{rec}} [\text{SEP}]$$

The output representation of [CLS] is fed into a feed-forward layer to generate the final score, as defined in Eq. (2). Note that we do not use any template or schema to prompt the numerical features, where the discussion and experiment of this could be found in Section 4.2 and 7.1, respectively.

4 DISCUSSION

4.1 Numeracy in PLM

The numerical capability of PLM might be the key to integrating numerical features in SAT-Ranker. Previous work [57] reveals that fine-grained information about number magnitude and order is naturally encoded in the pretrained embeddings, which is in line with our finding. Specifically, Figure 3 demonstrates the cosine similarity between different ranges of numerical embeddings in the pre-trained model, and we can observe that the closer magnitude has a larger cosine similarity. It reveals that our PLM indeed encodes the magnitude for numbers. Note that the numeracy skill emerged during the pre-training stage, instead of during the target fine-tuning stage. In our pilot study, we also observed that the performance of SAT-Ranker degenerates dramatically when we

replace the pretrained number embeddings with randomly initialized number embeddings. These observations motivate us to devise a framework that leverages off-the-shelf multi-field features presented in numbers to model user satisfaction. To the best of our knowledge, this is the first work that leverages the numeracy skill of PLM to model user satisfaction in web search. However, we do not conduct rigorous experiments to quantify the influence of numeracy, as it is orthogonal to this paper. An in-depth investigation of how the numeracy of PLM affects the downstream task is left for further work.

4.2 Prompt vs. Null Prompt

It is worth noting that the numerical inputs are injected to SAT-Ranker and operate in a null prompt way [65]. We have also considered using schema prompts for different numerical fields (e.g., as an example shown in Table 6), while the results turn out to be on par. Detailed experimental results can be found in Section 7.1. We do not spend much effort designing the template, and thus there is still a potential for exploring prompting methods for SAT-Ranker. Besides, another limitation of prompting is that it would significantly increase the length of the input. As a result, the online inference latency would be very high when the number of fields or features is very large. This would be an issue as ranking models demands high efficiency online.

4.3 Triggers are Task Descriptions

Incorporating task-specific information (e.g., task-prefix [73] and textual instruction [61]) can significantly improve the generalization ability of large language models, especially in few-/zero-shot scenarios. We find out that the triggers integrated into SAT-Ranker can also be viewed as task descriptions that provide meta information for search ranking. In particular, the implicit trigger can not only advise the modeling of authority and recency but also clarify the user’s information need in general. For example, if a user searches for “radioactive”, our off-the-self analysis would tell the ranking model that the major information need is “music”. Therefore, a document entitled “Radioactive - music by Imagine Dragon” would be ranked higher. This opens a new gate of leveraging off-the-shelf query analysis to improve search ranking. It is very promising to employ more query analysis results as task descriptions for ranking models to boost user satisfaction modeling.

5 OFFLINE EXPERIMENT

5.1 Dataset

We conduct offline experiments on an in-house dataset to verify the effectiveness of the proposed SAT-Ranker. We collected all the training and evaluation data (i.e., query-document pairs) from the ranking stage of our search engine. The annotation is conducted on a crowdsourcing platform, where a group of annotators are trained to label each query-document pair with a satisfaction grade (i.e., from 0 to 4, indicating bad, fair, good, excellent, perfect). We make sure that each query-document pair is annotated by at least three annotators, and the labels are finalized by major voting when having disagreement.

For labeling user satisfaction, we have comprehensive rules, principles and showcases made by professionals for training the

Table 2: Effectiveness of SAT-Ranker on overall user satisfaction and various aspects. Relative improvement or degradation with respect to the text-based ranker is reported. Best results are shown in bold while second best results are underlined. Significant difference between text-based ranker and the corresponding method is marked with † ($p < 0.05$, two-tailed paired t -test).

Model	Feature	Satisfaction		Quality	Authority	Recency
		PNR	nDCG@4	nDCG@4	nDCG@4	nDCG@4
SAT-Ranker _{mlp}	All	+0.3%	+0.1%	-0.3%	-0.1%	0.0%
	Relevance	+1.2%*	+0.3%	-1.0%	-0.8%	-0.7%
	Quality	+1.6%*	+0.4%	<u>+3.1%*</u>	+0.4%	+0.7%
SAT-Ranker	Authority	+1.0%*	<u>+0.5%</u>	+1.8%*	<u>+2.1%*</u>	+0.9%
	Recency	+1.2%*	+0.3%	-0.4%	-0.4%	<u>+2.0%*</u>
	All	+2.4%*	+0.7%*	+4.3%*	+2.5%*	+2.5%*

annotators. Overall, the principles mainly indicate that 1) both relevance and webpage quality have major contribution to user satisfaction, such as irrelevant or low-quality results would have low grades, and 2) for authority(recency)-sensitive queries, the annotated user satisfaction would also consider the authority(recency) of the webpage.

For labeling each dimension of user satisfaction, such as authority, we also follow the same procedure, while the rules, principles and showcases are particularly made for the particular dimension. For example, the government websites and documents have the highest authority label and the contents published by certified professionals (e.g., doctors or lawyers) would have high authority labels if the contents are in their areas of expertise.

5.2 Evaluation Metrics

PNR. Positive negative ratio (PNR) measures the consistency of prediction results and ground truth. It can be formally defined as

$$PNR = \frac{\sum_{i,j \in [1,n]} \mathbb{1}\{y_i > y_j\} \cdot \mathbb{1}\{s_i > s_j\}}{\sum_{i,j \in [1,n]} \mathbb{1}\{y_i > y_j\} \cdot \mathbb{1}\{s_i < s_j\}} \quad (3)$$

where y_i is the ground truth label for the document i and $\mathbb{1}(\cdot)$ is an indicator function that is equal to 1 if the expression inside is true, otherwise 0. It considers the relative ranking order of every document pair during the ranking stage.

nDCG@k. Normalized Discounted Cumulative Gain (DCG) is a widely-used metric for search ranking. It measures the ranking effectiveness discounted by document position. Notably, it also considers document labels in the computation, which is different from PNR that only considers the partial order between labels. More formally, DCG is computed as

$$DCG@k = \sum_{pos=1}^k \frac{2^{y_{pos}} - 1}{\log(1 + pos)} \quad (4)$$

where y_{pos} is the label of a document at position pos . nDCG is the normalized version of DCG by dividing IDCG, which is the DCG value of an ideal ranking [40]. We report the averaged nDCG values over all queries. A two-tailed paired t -test is used to report the statistical significance at a 95% confidence interval.

5.3 Implementation

We use ERNIE-base 2.0 as the backbone [55] of SAT-Ranker. To train the model, we adopt a multi-stage training paradigm following the previous study [76]. During fine-tuning, we train SAT-Ranker on the manually labeled dataset targeting modeling user satisfaction. In particular, we normalize and discretize all numerical features to 0-200 integers, which are subsequently tokenized in the model. Note that all the integers are included in the vocabulary of the PLM, where the pre-trained integer representations are used as the initialization for fine-tuning. We truncate the textual input if the input length exceeds the model capacity to ensure that the numerical inputs are preserved. We use pairwise hinge loss and a learning rate of $2e-5$ [76]. We select the best model on the dev set and report the metrics on the test set. The model is trained with 8 NVIDIA A100 GPUs, on our distributed training platform.

5.4 Competing Methods

We compare three methods in our experiments:

- **Text-based ranker** is a vanilla PLM-based model that only uses the query text, document title, and query-aware document summary, which is originally tailored for relevance ranking.
- **SAT-Ranker_{MLP}** not only covers the textual inputs in the PLM backbone but also leverages a MLP network to model the numerical inputs for other aspects of user satisfaction.
- **SAT-Ranker** adopts the same inputs as SAT-Ranker_{MLP} but injects the numerical inputs to the input field of the PLM. The numerical inputs are operated in a null-prompt way [65].

In the offline experiments, we report the relative improvement of SAT-Ranker_{MLP} and SAT-Ranker over text-based ranker. Note that all three models are initialized from the same checkpoint, and trained on the same training data with an identical training paradigm. The extraction of query-aware document summary is also the same, following previous study [76].

5.5 Results

Table 2 shows the experimental results on all queries w.r.t. satisfaction, quality, recency, and authority. We can draw several key findings from the table as follows:

- SAT-Ranker_{MLP} fails to achieve significant performance gain compared to vanilla text-based ranker. In particular, the improvements of SAT-Ranker_{MLP} over vanilla text-based ranker

are only 0.3% and 0.1% w.r.t. the two evaluation metrics, respectively. The results are not statistically significant. The hybrid structure (i.e., SAT-Ranker_{MLP}) might be sub-optimal for the task of modeling user satisfaction in web search².

- SAT-Ranker significantly outperforms vanilla text-based ranker by a large margin, i.e., 2.4% and 0.7% on PNR and nDCG@4, respectively, in terms of overall satisfaction. This indicates that SAT-Ranker as a unified framework is preferable for modeling user satisfaction than both text-based ranker and SAT-Ranker_{MLP}.
- Despite the overall satisfaction, Table 2 also demonstrates that SAT-Ranker can improve text-based ranker w.r.t. quality, authority, and recency, by a large margin. It verifies that the multi-field features are beneficial for SAT-Ranker to comprehend each dimension of user satisfaction.

Overall, we can conclude that both the multi-field features and the unified framework of SAT-Ranker contributes to its remarkable performance in ranking user satisfaction. Next, we analyze the contribution of each type of features in the following subsection.

5.6 Ablation on Separate Satisfaction Dimension

We conduct ablation study by adding the features on each dimension separately. Results are shown in Table 2. We draw several key findings as below:

- All the four types of features contribute significant improvements on the overall user satisfaction. Putting all together, SAT-Ranker champions on all dimensions of user satisfaction. The result confirms that the SAT-Ranker framework is a flexible and extensible framework to integrate different features that benefit the overall user satisfaction.
- For quality, authority and recency, we observe that adding the particular set of features is effective to improve the performance on the corresponding dimension of user satisfaction. In particular, adding quality, authority, and recency features improves performance by 3.1%, 2.1%, and 2.0% on their respective dimensions. Relevance features slightly improve PNR and nDCG@4, while the other dimensions of user satisfaction slightly decrease.
- Quality features have the largest improvement on the PNR of user satisfaction. This is primarily because conventional text-based PLM rankers often overlook the crucial dimension of webpage quality, which significantly impacts user satisfaction.
- Authority features also contribute to the improvement of nDCG@4 in terms of quality. This is because authoritative webpages, such as government websites, tend to exhibit higher quality attributes, such as clear structure and presentation of content.

²The reason could be that the PLM module has significantly more parameters than the MLP module. When the textual and numerical features of the two modules have no in-depth interactions with each other, the PLM module would dominate the training process and the joint model (i.e., SAT-Ranker_{MLP}) would converge to an optimal that favors the PLM.

Table 3: Effectiveness of SAT-Ranker on queries with different authority-sensitive levels. Significant difference between text-based ranker and the corresponding method is marked with † ($p < 0.05$, two-tailed paired t -test).

Authority Level	All	Low	Medium	High
SAT-Ranker _{mlp}	-0.1%	-0.1%	-0.1%	-0.2%
SAT-Ranker	+2.5% [†]	+2.4% [†]	+3.2% [†]	+1.8% [†]

Table 4: Effectiveness of SAT-Ranker on queries with different recency-sensitive levels. Significant difference between text-based ranker and the corresponding method is marked with † ($p < 0.05$, two-tailed paired t -test).

Recency Level	All	Low	Medium	High
SAT-Ranker _{mlp}	0.0%	0.0%	0.0%	+0.1%
SAT-Ranker	+2.5% [†]	+1.8% [†]	+3.3% [†]	+4.2% [†]

5.7 User Satisfaction on Different Queries

To further clarify the model performance on authority-/recency-sensitive queries, we divide all the queries into several groups based on the authority and recency triggers (i.e., sensitivity). In particular, all the queries are grouped into three levels, i.e., low, medium, and high. Tables 3 and 4 show the performances w.r.t. human-annotated user satisfaction (cf. Section 5.1) on different authority and recency levels, respectively. First, we can see that SAT-Ranker achieves consistent improvements for all query groups, including all levels of authority and recency. Second, the improvements become larger when the recency level is higher. This indicates that SAT-Ranker is learned to adaptively leverage the recency features to improve overall satisfaction. However, this observation is not found in the query groups divided by authority levels. In particular, the performance gain of SAT-Ranker on high authority-sensitive queries is only 1.8%, which is lower than 3.2% on medium authority-sensitive queries. This might be because that recency is easier to be accurately modeled by the recency feature (i.e., normalized post time), while the features for modeling high authority might not be sufficient. This motivates us to incorporate more features that identify high-authority results in the future.

6 ONLINE EVALUATION

In this section, we deploy SAT-Ranker on the ranking system of our search engine and compare it with our online ranking system equipped with a vanilla text-based ranker. Particularly, we conduct **online interleaved comparison** [5] and **manual evaluation**.

6.1 Evaluation Metrics

We introduce three metrics for online evaluation. Interleaving is used to evaluate the online interleaved comparison, while DCG and GSB are metrics for manual evaluation.

Interleaving. Interleaving is an online evaluation method that comprehensively compares the strategy system with the baseline system [5]. The results from system A and system B are interleaved and shown to the users, where the gain of the new system A over

Table 5: Relative improvements on online evaluation.

Type	Metric	All queries	Tail queries
Interleaved	Δ_{AB}	+0.77%	+0.57%
	$\Delta_{AB-Recency}$	+0.45%	-
	$\Delta_{AB-Authority}$	+0.57%	-
Manual	Δ_{DCG}	+0.45%	+0.70%
	Δ_{GSB}	+3.12%	+2.83%

the base system B (denoted as Δ_{AB}) can be defined as

$$\Delta_{AB} = 0.5 \cdot \frac{wins(A) - wins(B)}{wins(A) + wins(B) + ties(A, B)} \quad (5)$$

where $wins(A)$ counts how many times system A is more preferable by the users than system B, and $ties(A, B)$ counts how many times the user gives no preference over system A or B. The preference is indicated by the real online behaviors of users.

DCG. We collect another set of queries from the online search log and manually label the ranking results of the two systems on the query set. The results are annotated with 0 to 4 grades considering user satisfaction. We report the DCG values on top-4 ranking results.

GSB. Good vs. Same vs. Bad (GSB), is a metric that compares two systems in a side-by-side manner. We collect a set of queries from the online search log and ask several expert annotators to give judgments of which system should be more satisfied by the users. The front-end is similar to DiffIR [26]. The gain of a new system Δ_{GSB} can be formulated as:

$$\Delta_{GSB} = \frac{\#Good - \#Bad}{\#Good + \#Bad + \#Same} \quad (6)$$

where $\#Good$, $\#Bad$, $\#Same$ denotes the times that system A is manually judged by the annotators as better, worse, or same respectively. We report the GSB values on top-4 ranking results.

Note that we filter out those queries with identical ranking results of the two systems during the query collection for DCG and GSB. This would prevent unnecessary annotation costs. Besides, we further extract tail queries (i.e., queries with low search frequency) from all the collected queries for performance comparison.

6.2 Results

We deploy SAT-Ranker in our online ranking system to compare with our online text-based ranker. In particular, we maintain all the other components in the online system unchanged, while only switching vanilla text-based ranker to SAT-Ranker in the experiments. Table 5 shows the online evaluation results. First, we find that SAT-Ranker achieves significant improvements on both all queries and tail queries, w.r.t DCG and GSB. This indicates that our proposed framework can better satisfy users. Second, SAT-Ranker also achieves considerable improvements in online interleaved comparison. It demonstrates that the modeling of user satisfaction can be reflected by user behaviors. To be more specific, user behaviors are more likely to occur on the top-ranked results in the new system deployed with SAT-Ranker. Third, we observe that SAT-Ranker can also achieve online improvements for recency-sensitive

and authority-sensitive queries, which is critical for satisfying diverse information needs. All the results are statistically significant (two-tailed paired t -test, $p < 0.05$).

7 ANALYSIS OF INPUT SCHEMA

Apart from the overall comparison, we also conduct investigation on what kinds of input schema lead to better performance. In particular, we mainly focus on the following research questions that we encountered in practice:

- **RQ1:** Is null prompt the best for the multi-field input? Can it be further improved by schema prompt?
- **RQ2:** What is the best way of dealing with missing values under the SAT-Ranker framework?
- **RQ3:** How powerful is the normalized numerical expression of dates instead of using dates in a raw form?

Besides, there are many other questions that could also be investigated, as SAT-Ranker is flexible to support various forms of inputs.

7.1 Null or Schema Prompts? (RQ1)

In SAT-Ranker, we apply a null prompt for the multi-field input, where no template or hint is applied to explicitly represent the meaning of each input field. Alternatively, schema prompt [65] can also be adopted, where each field is explicitly expressed. We showcase these two ways of formulating multi-field input in Table 6. The schema prompt is anticipated to provide the model with semantic meanings of the features so that those features can be better understood. In contrast, the null prompt operates in a less explicit way, where the model must explore the hidden relationship behind these features in an end-to-end manner. We experiment to compare the two methods. As it can be seen in Table 7, SAT-Ranker achieves comparable ranking effectiveness in both settings while the null prompt is slightly better. More importantly, using a schema prompt is less feasible as it would significantly increase the length of the input sequence, and lead to high online latency. As such, we use a null prompt in SAT-Ranker, and the results show that it can capture the composition between textual and numerical inputs without schema.

7.2 Input Schema of Missing Values (RQ2)

In real-world applications, missing values can occur both in offline training and online serving. SAT-Ranker as a practical ranking framework must learn to deal with missing values. In particular, we have two options to represent missing values in the input, i.e., 1) by natural language (i.e., "无" in Chinese or "Null" in English), and 2) by the [UNK] token in the existed vocabulary. We conduct an experimental comparison and present the results in Table 8. As shown in the table, there is no clear winner of which way is the best, while using natural language in Chinese yields slightly better results in terms of PNR. As our PLM backbone is trained mainly in Chinese, using an aligned token in the target language enables the model to better understand the concept of missing values. Note that we use the same natural language to represent the missing values of all features.

Table 6: A case on the difference between null prompt and schema prompt. Schemas are marked in blue.

Null Prompt:	Schema Prompt:
<p>[CLS] 水仙花有毒可以养吗[SEP] 水仙花有毒吗?可以在室内养吗? - 花百科[SEP] 水仙花有毒,毒性体现在花朵、枝干以及汁液中,不会挥发到空气中,散发出来的味道是安全无毒的,因此虽然是有毒的植物,但可以养护在室内。不过如果家里有小孩或者是宠物,养护时要注意摆放。[SEP] 10 5 8 10 10 [SEP] 0 1 2 [SEP] 2 2 10 5 [SEP] 2 3 [SEP] 6 2 [SEP]</p> <p>[CLS] Narcissus is poisonous, can I keep it? [SEP] Is narcissus poisonous? Can I keep it indoors- Flower Encyclopedia [SEP] Narcissus is poisonous. Its toxicity is reflected in flowers, branches and juice, and it will not volatilize into the air. The smell it emits is safe and non-toxic. Therefore, although it is a poisonous plant, it can be kept indoors. However, if there are children or pets at home, be mindful of where you place things.[SEP] 10 5 8 10 10 [SEP] 0 1 2 [SEP] 2 2 10 5 [SEP] 2 3 [SEP] 6 2 [SEP]</p>	<p>[CLS] 水仙花有毒可以养吗[SEP] 水仙花有毒吗?可以在室内养吗? - 花百科[SEP] 水仙花有毒,毒性体现在花朵、枝干以及汁液中,不会挥发到空气中,散发出来的味道是安全无毒的,因此虽然是有毒的植物,但可以养护在室内。不过如果家里有小孩或者是宠物,养护时要注意摆放。[SEP] 词汇匹配: 10 5 8 10 10 [SEP] 时效敏感: 0 时效: 1 2 [SEP] 权威敏感: 2 权威: 2 10 5 [SEP] 质量: 6 8 [SEP]</p> <p>[CLS] Narcissus is poisonous, can I keep it? [SEP] Is narcissus poisonous? Can I keep it indoors- Flower Encyclopedia [SEP] Narcissus is poisonous. Its toxicity is reflected in flowers, branches and juice, and it will not volatilize into the air. The smell it emits is safe and non-toxic. Therefore, although it is a poisonous plant, it can be kept indoors. However, if there are children or pets at home, be mindful of where you place things.[SEP] lexicon matching: 10 5 8 10 10 [SEP] recency sensitive: 0 recency: 1 2 [SEP] authority sensitive: 2 authority: 2 10 5 [SEP] quality: 6 8 [SEP]</p>

Table 7: Ranking effectiveness of SAT-Ranker using different types of prompts.

Prompt	PNR	nDCG@4
Schema	+2.2%	+0.4%
Null	+2.4%	+0.7%

Table 8: Ranking effectiveness of SAT-Ranker using different representations for missing values.

Missing values	PNR	nDCG@4
[UNK]	+2.4%	+0.7%
Natural language (English)	+2.3%	+0.4%
Natural language (Chinese)	+2.6%	+0.7%

Table 9: Ranking effectiveness on the recency dimension using different forms of date.

Token	nDCG@4
YYYY-MM-DD	+1.8%
Normalized Number	+2.5%

7.3 Input Schema of Dates (RQ3)

Apart from numeracy, Kim et al. [28] demonstrate that PLMs capture a notion of date. For example, the closest words to '2018' from BERT's vocabulary are "currently, October, 1990s, July, 19th" [28]. To this end, we compare two forms of the date to inform SAT-Ranker of the recency of each document, i.e., 1) the exact date as YYYY-MM-DD, and 2) a normalized number that indicates the relative recency in the candidate documents. As it can be seen from Table 9, both forms can improve the recency of the final ranking results, while using normalized numbers has better performance.

This confirms 1) the importance of modeling recency using listwise context, and 2) the flexibility of our framework that modularizes each aspect in a numerical field.

8 RELATED WORK

8.1 User Satisfaction in Web Search

Search satisfaction is defined as the fulfillment of a user's information need [8]. Mao et al. [41] point out that *relevance* alone does not align to user satisfaction while *usefulness* perceived by users is a better indicator. Similarly, Yilmaz et al. [68] suggest that the amount of *effort* required to find the relevant information should be considered in conjunction with relevance. They implied that any document that takes more time to judge than the dwell time, the time spent examining the document, is of low utility.

Several works have been proposed to improve particular dimensions of user satisfaction. As for recency, Dong et al. [11] propose to incorporate several recency-related features including timestamp features, linktime features, webbuzz features, and page classification features. Later, they exploited micro-blog data as a valuable source of real-time user behavior to improve recency ranking [12]. For authority, much of the work has endeavored to link analysis that builds anchor-based web graphs [40], from which page authoritativeness can be obtained by graph algorithms that populate the entire graph, such as PageRank [48], HITS [30], and BrowseRank [37]. For document quality, Moustakis et al. [44] summarize nine composite criteria that correspond to quality assessment including usefulness, reliability, animation, specialization, etc. Several works also incorporate evidence from structure information [62], gaze behaviour [42], inherent visual features [53, 60] to assess document quality.

Existing works either endeavor to the definition of user satisfaction [41, 68] or focus on the implementation of a particular dimension like authority [30, 37, 48] and freshness [11, 12]. To the

best of our knowledge, this is the first work that successfully manifests several dimensions of user satisfaction to a PLM-based ranker to improve search effectiveness.

8.2 Pretrained Language Models for Search

Pretrained language models, such as BERT [9] and T5 [51], have demonstrated superior performance on many natural language tasks including information retrieval [13, 38, 66, 74]. PLMs are usually pretrained on general corpora and then finetuned on the target corpus. For search ranking, the [CLS] token representation is adopted to predict whether a document is relevant to the query [47]. We briefly summarize the approaches here and refer the readers to Lin et al. [35] for more details. When modeling document relevance, the evidence can be divided into sentence level [69], passage level [7], and full-text level [16, 32, 39, 63]. Li et al. [32] found out that models using full-text context significantly outperform models based on sentences or passages. Due to computing budget, modeling full-text context is intractable for web search on an industry scale. As a trade-off, query-aware snippets or sentences are extracted as proxies to the document [67, 76]. Document relevance is judged by its title and extracted sentences [76]. In this work, we move beyond the relevance based on texts [34] and focus on the under-explored direction of modeling user satisfaction using pretrained language models.

8.3 Numeracy in Pretrained Language Models

Despite the fact that pretrained language models are originally designed for textual data, researches have found that pretrained token representations naturally encode numeracy and capture a prior notion of magnitude [45, 57]. Such numeracy skill of PLM has been successfully applied on question answering [28, 49], quantitative reasoning [31, 33], semantic parsing over tables [23, 71], tabular data learning [1, 19, 25, 36, 54]. The skill can be further improved by specific digital tokenization [18, 49], task-oriented pre-training objectives [18, 33, 71], contrastive learning [49], and weakly supervised data augmentation [18, 23]. In particular, numeracy-based PLMs [1, 19, 25, 36, 54] outperform strong tree-based baselines [4, 27] on tabular data. However, most of the existing PLM-based methods for tabular data do not consider modeling textual fields in a unified manner. Very recently, some studies concurrent to our work propose to integrate retrieval scores as input features in language models for ranking [2, 72], while their features are simple and they do not fully investigate the effectiveness of such unified framework for modeling different types of information. In this work, the proposed SAT-Ranker is a generic method that perceives both textual and numerical inputs to comprehend different perspectives of user satisfaction, and achieves superior performance in real-world search engine.

9 CONCLUSION

In this paper, we focus on ranking user satisfaction in web search and formulate four critical dimensions towards user satisfaction, i.e., relevance, quality, authority, and recency. We propose a practical framework, namely SAT-Ranker, which leverages the capacities of PLMs on both textual and numerical inputs to comprehend user

satisfaction. In particular, we apply a multi-field input that modularizes each dimension of user satisfaction as a set of numerical features in a unified manner. The proposed SAT-Ranker framework is extendable and flexible to be applied in real-world applications. We conduct rigorous offline and online experiments to demonstrate that SAT-Ranker is able to significantly improve the user satisfaction of our search engine, and it has been fully deployed online in our ranking system. We anticipate to motivate future research on modeling user satisfaction with pretrained language models.

REFERENCES

- [1] Sercan Ö Arik and Tomas Pfister. 2021. Tabnet: Attentive interpretable tabular learning. In *Proceedings of the AAAI Conference on Artificial Intelligence*, Vol. 35. 6679–6687.
- [2] Arian Askari, Amin Abolghasemi, Gabriella Pasi, Wessel Kraaij, and Suzan Verberne. 2023. Injecting the BM25 Score as Text Improves BERT-Based Re-rankers. *arXiv preprint arXiv:2301.09728* (2023).
- [3] Christopher JC Burges. 2010. From ranknet to lambdarank to lambdamart: An overview. *Learning* 11, 23-581 (2010), 81.
- [4] Tianqi Chen, Tong He, Michael Benesty, Vadim Khotilovich, Yuan Tang, Hyunsu Cho, Kailong Chen, et al. 2015. Xgboost: extreme gradient boosting. *R package version 0.4-2.1*, 4 (2015), 1–4.
- [5] Aleksandr Chuklin, Anne Schuth, Ke Zhou, and Maarten De Rijke. 2015. A comparative analysis of interleaving methods for aggregated search. *ACM Transactions on Information Systems (TOIS)* 33, 2 (2015), 1–38.
- [6] Zeyu Cui, Jianxin Ma, Chang Zhou, Jingren Zhou, and Hongxia Yang. 2022. M6-Rec: Generative Pretrained Language Models are Open-Ended Recommender Systems. *arXiv preprint arXiv:2205.08084* (2022).
- [7] Zhuyun Dai and Jamie Callan. 2019. Deeper Text Understanding for IR with Contextual Neural Language Modeling. In *SIGIR*. ACM, 985–988.
- [8] Ovidiu Dan and Brian D Davison. 2016. Measuring and predicting search engine users' satisfaction. *ACM Computing Surveys (CSUR)* 49, 1 (2016), 1–35.
- [9] Jacob Devlin, Ming-Wei Chang, Kenton Lee, and Kristina Toutanova. 2018. BERT: Pre-training of Deep Bidirectional Transformers for Language Understanding. *CoRR* abs/1810.04805 (2018).
- [10] Jacob Devlin, Ming-Wei Chang, Kenton Lee, and Kristina Toutanova. 2018. Bert: Pre-training of deep bidirectional transformers for language understanding. *arXiv preprint arXiv:1810.04805* (2018).
- [11] Anlei Dong, Yi Chang, Zhaohui Zheng, Gilad Mishne, Jing Bai, Ruiqiang Zhang, Karolina Buchner, Ciya Liao, and Fernando Diaz. 2010. Towards recency ranking in web search. In *Proceedings of the third ACM international conference on Web search and data mining*. 11–20.
- [12] Anlei Dong, Ruiqiang Zhang, Pranam Kolari, Jing Bai, Fernando Diaz, Yi Chang, Zhaohui Zheng, and Hongyuan Zha. 2010. Time is of the essence: improving recency ranking using twitter data. In *Proceedings of the 19th international conference on World wide web*. 331–340.
- [13] Qian Dong, Yiding Liu, Suqi Cheng, Shuaiqiang Wang, Zhicong Cheng, Shuzi Niu, and Dawei Yin. 2022. Incorporating Explicit Knowledge in Pre-trained Language Models for Passage Re-ranking. *arXiv preprint arXiv:2204.11673* (2022).
- [14] Yixing Fan, Jiafeng Guo, Yanyan Lan, Jun Xu, Chengxiang Zhai, and Xueqi Cheng. 2018. Modeling diverse relevance patterns in ad-hoc retrieval. In *The 41st international ACM SIGIR conference on research & development in information retrieval*. 375–384.
- [15] Yixing Fan, Xiaohui Xie, Yinqiong Cai, Jia Chen, Xinyu Ma, Xiangsheng Li, Ruqing Zhang, Jiafeng Guo, et al. 2022. Pre-training methods in information retrieval. *Foundations and Trends® in Information Retrieval* 16, 3 (2022), 178–317.
- [16] Luyu Gao and Jamie Callan. 2022. Long Document Re-ranking with Modular Re-ranker. In *SIGIR*. ACM, 2371–2376.
- [17] Luyu Gao, Zhuyun Dai, Tongfei Chen, Zhen Fan, Benjamin Van Durme, and Jamie Callan. 2021. Complement lexical retrieval model with semantic residual embeddings. In *European Conference on Information Retrieval*. Springer, 146–160.
- [18] Mor Geva, Ankit Gupta, and Jonathan Berant. 2020. Injecting numerical reasoning skills into language models. *arXiv preprint arXiv:2004.04487* (2020).
- [19] Yury Gorishniy, Ivan Rubachev, Valentin Khrulkov, and Artem Babenko. 2021. Revisiting deep learning models for tabular data. *Advances in Neural Information Processing Systems* 34 (2021), 18932–18943.
- [20] Mihajlo Grbovic and Haibin Cheng. 2018. Real-time personalization using embeddings for search ranking at airbnb. In *Proceedings of the 24th ACM SIGKDD International Conference on Knowledge Discovery & Data Mining*. 311–320.
- [21] Yulong Gu, Zhuoye Ding, Shuaiqiang Wang, Lixin Zou, Yiding Liu, and Dawei Yin. 2020. Deep multifaceted transformers for multi-objective ranking in large-scale e-commerce recommender systems. In *Proceedings of the 29th ACM International Conference on Information & Knowledge Management*. 2493–2500.

- [22] Jiafeng Guo, Yixing Fan, Qingyao Ai, and W Bruce Croft. 2016. A deep relevance matching model for ad-hoc retrieval. In *Proceedings of the 25th ACM international conference on information and knowledge management*. 55–64.
- [23] Jonathan Herzig, Paweł Krzysztof Nowak, Thomas Müller, Francesco Piccinno, and Julian Martin Eisenschlos. 2020. TaPas: Weakly supervised table parsing via pre-training. *arXiv preprint arXiv:2004.02349* (2020).
- [24] Po-Sen Huang, Xiaodong He, Jianfeng Gao, Li Deng, Alex Acero, and Larry Heck. 2013. Learning deep structured semantic models for web search using clickthrough data. In *Proceedings of the 22nd ACM international conference on Information & Knowledge Management*. 2333–2338.
- [25] Xin Huang, Ashish Khetan, Milan Cvitkovic, and Zohar Karnin. 2020. Tabtransformer: Tabular data modeling using contextual embeddings. *arXiv preprint arXiv:2012.06678* (2020).
- [26] Kevin Martin Jose, Thong Nguyen, Sean MacAvaney, Jeffrey Dalton, and Andrew Yates. 2021. DiffIR: Exploring Differences in Ranking Models' Behavior. In *Proceedings of the 44th International ACM SIGIR Conference on Research and Development in Information Retrieval*. 2595–2599.
- [27] Guolin Ke, Qi Meng, Thomas Finley, Taifeng Wang, Wei Chen, Weidong Ma, Qiwei Ye, and Tie-Yan Liu. 2017. Lightgbm: A highly efficient gradient boosting decision tree. *Advances in neural information processing systems* 30 (2017).
- [28] Jeonghwan Kim, Junmo Kang, Kyung-min Kim, Giwon Hong, and Sung-Hyon Myaeng. 2022. Exploiting Numerical-Contextual Knowledge to Improve Numerical Reasoning in Question Answering. In *Findings of the Association for Computational Linguistics: NAACL 2022*. 1811–1821.
- [29] Jon M Kleinberg. 1999. Authoritative sources in a hyperlinked environment. *Journal of the ACM (JACM)* 46, 5 (1999), 604–632.
- [30] Jon M Kleinberg et al. 1998. Authoritative sources in a hyperlinked environment. In *SODA*, Vol. 98. 668–677.
- [31] Aitor Lewkowycz, Anders Andreassen, David Dohan, Ethan Dyer, Henryk Michalewski, Vinay Ramasesh, Ambrose Slone, Cem Anil, Imanol Schlag, Theo Gutman-Solo, et al. 2022. Solving quantitative reasoning problems with language models. *arXiv preprint arXiv:2206.14858* (2022).
- [32] Canjia Li, Andrew Yates, Sean MacAvaney, Ben He, and Yingfei Sun. 2020. PARRADE: Passage Representation Aggregation for Document Reranking. *CoRR abs/2008.09093* (2020).
- [33] Zhenwen Liang, Jipeng Zhang, Lei Wang, Wei Qin, Yunshi Lan, Jie Shao, and Xiangliang Zhang. 2022. MWP-BERT: Numeracy-augmented pre-training for math word problem solving. In *Findings of the Association for Computational Linguistics: NAACL 2022*. 997–1009.
- [34] Jimmy Lin, Rodrigo Nogueira, and Andrew Yates. 2021. Pretrained transformers for text ranking: Bert and beyond. *Synthesis Lectures on Human Language Technologies* 14, 4 (2021), 1–325.
- [35] Jimmy Lin, Rodrigo Nogueira, and Andrew Yates. 2021. *Pretrained Transformers for Text Ranking: BERT and Beyond*. Morgan & Claypool Publishers.
- [36] Guang Liu, Jie Yang, and Ledell Wu. 2022. PTab: Using the Pre-trained Language Model for Modeling Tabular Data. *arXiv preprint arXiv:2209.08060* (2022).
- [37] Yuting Liu, Bin Gao, Tie-Yan Liu, Ying Zhang, Zhiming Ma, Shuyuan He, and Hang Li. 2008. BrowseRank: letting web users vote for page importance. In *Proceedings of the 31st annual international ACM SIGIR conference on Research and development in information retrieval*. 451–458.
- [38] Yiding Liu, Weixue Lu, Suqi Cheng, Daiting Shi, Shuaiqiang Wang, Zhicong Cheng, and Dawei Yin. 2021. Pre-trained Language Model for Web-scale Retrieval in Baidu Search. In *KDD*. ACM, 3365–3375.
- [39] Sean MacAvaney, Andrew Yates, Arman Cohan, and Nazli Goharian. 2019. CEDR: Contextualized Embeddings for Document Ranking. In *SIGIR*. ACM, 1101–1104.
- [40] Christopher D. Manning, Prabhakar Raghavan, and Hinrich Schütze. 2008. *Introduction to information retrieval*. Cambridge University Press.
- [41] Jiaxin Mao, Yiqun Liu, Ke Zhou, Jian-Yun Nie, Jingtao Song, Min Zhang, Shaoping Ma, Jiashen Sun, and Hengliang Luo. 2016. When does relevance mean usefulness and user satisfaction in web search?. In *Proceedings of the 39th International ACM SIGIR conference on Research and Development in Information Retrieval*. 463–472.
- [42] Sandeep Mathias and Pushpak Bhattacharyya. 2018. Thank "goodness"! a way to measure style in student essays. In *Proceedings of the 5th Workshop on Natural Language Processing Techniques for Educational Applications*. 35–41.
- [43] Donald Metzler, Yi Tay, Dara Bahri, and Marc Najork. 2021. Rethinking search: making domain experts out of dilettantes. In *ACM SIGIR Forum*, Vol. 55. ACM New York, NY, USA, 1–27.
- [44] Vassilis Moustakis, Charalambos Litos, Andreas Dalivigas, Loukas Tsironis, et al. 2004. Website Quality Assessment Criteria. In *ICIQ*. 59–73.
- [45] Aakanksha Naik, Abhilasha Ravichander, Carolyn Rose, and Eduard Hovy. 2019. Exploring numeracy in word embeddings. In *Proceedings of the 57th Annual Meeting of the Association for Computational Linguistics*. 3374–3380.
- [46] Tri Nguyen, Mir Rosenberg, Xia Song, Jianfeng Gao, Saurabh Tiwary, Rangan Majumder, and Li Deng. 2016. MS MARCO: A human generated machine reading comprehension dataset. *choice* 2640 (2016), 660.
- [47] Rodrigo Frassetto Nogueira and Kyunghyun Cho. 2019. Passage Re-ranking with BERT. *CoRR abs/1901.04085* (2019).
- [48] Lawrence Page, Sergey Brin, Rajeev Motwani, and Terry Winograd. 1999. *The PageRank citation ranking: Bringing order to the web*. Technical Report. Stanford InfoLab.
- [49] Dominic Petrak, Nafise Sadat Moosavi, and Iryna Gurevych. 2022. Improving the Numerical Reasoning Skills of Pretrained Language Models. *arXiv preprint arXiv:2205.06733* (2022).
- [50] Tao Qin, Tie-Yan Liu, and Hang Li. 2010. A general approximation framework for direct optimization of information retrieval measures. *Information retrieval* 13, 4 (2010), 375–397.
- [51] Colin Raffel, Noam Shazeer, Adam Roberts, Katherine Lee, Sharan Narang, Michael Matena, Yanqi Zhou, Wei Li, and Peter J. Liu. 2019. Exploring the Limits of Transfer Learning with a Unified Text-to-Text Transformer. *CoRR abs/1910.10683* (2019).
- [52] Stephen Robertson, Hugo Zaragoza, et al. 2009. The probabilistic relevance framework: BM25 and beyond. *Foundations and Trends® in Information Retrieval* 3, 4 (2009), 333–389.
- [53] Aili Shen, Bahar Salehi, Jianzhong Qi, and Timothy Baldwin. 2020. A multimodal approach to assessing document quality. *Journal of Artificial Intelligence Research* 68 (2020), 607–632.
- [54] Gowthami Somepalli, Micah Goldblum, Avi Schwarzschild, C Bayan Bruss, and Tom Goldstein. 2021. Saint: Improved neural networks for tabular data via row attention and contrastive pre-training. *arXiv preprint arXiv:2106.01342* (2021).
- [55] Yu Sun, Shuohuan Wang, Yu-Kun Li, Shikun Feng, Hao Tian, Hua Wu, and Haifeng Wang. 2020. ERNIE 2.0: A Continual Pre-Training Framework for Language Understanding. In *AAAI*. AAAI Press, 8968–8975.
- [56] Ashish Vaswani, Noam Shazeer, Niki Parmar, Jakob Uszkoreit, Llion Jones, Aidan N Gomez, Łukasz Kaiser, and Illia Polosukhin. 2017. Attention is all you need. *Advances in neural information processing systems* 30 (2017).
- [57] Eric Wallace, Yizhong Wang, Sujian Li, Sameer Singh, and Matt Gardner. 2019. Do NLP models know numbers? probing numeracy in embeddings. *arXiv preprint arXiv:1909.07940* (2019).
- [58] Dong Wang, Shaoguang Yan, Yunqing Xia, Kavé Salamatian, Weiwei Deng, and Qi Zhang. 2022. Learning Supplementary NLP Features for CTR Prediction in Sponsored Search. In *Proceedings of the 28th ACM SIGKDD Conference on Knowledge Discovery and Data Mining*. 4010–4020.
- [59] Shuai Wang, Shengyao Zhuang, and Guido Zuccon. 2021. Bert-based dense retrievers require interpolation with bm25 for effective passage retrieval. In *Proceedings of the 2021 ACM SIGIR International Conference on Theory of Information Retrieval*. 317–324.
- [60] Yiru Wang, Shen Huang, Gongfu Li, Qiang Deng, Dongliang Liao, Pengda Si, Yujiu Yang, and Jin Xu. 2020. Cognitive representation learning of self-media online article quality. In *Proceedings of the 28th ACM International Conference on Multimedia*. 843–851.
- [61] Jason Wei, Maarten Bosma, Vincent Y Zhao, Kelvin Guu, Adams Wei Yu, Brian Lester, Nan Du, Andrew M Dai, and Quoc V Le. 2021. Finetuned language models are zero-shot learners. *arXiv preprint arXiv:2109.01652* (2021).
- [62] Gideon Maillette de Buy Weniger, Thomas van Dongen, Eleri Aedmaa, Herbert Teun Kruitbosch, Edwin A Valentijn, and Lambert Schomaker. 2020. Structure-tags improve text classification for scholarly document quality prediction. *arXiv preprint arXiv:2005.00129* (2020).
- [63] Zhijing Wu, Jiaxin Mao, Yiqun Liu, Jingtao Zhan, Yukun Zheng, Min Zhang, and Shaoping Ma. 2020. Leveraging Passage-level Cumulative Gain for Document Ranking. In *WWW*. ACM / IW3C2, 2421–2431.
- [64] Zhijing Wu, Jiaxin Mao, Yiqun Liu, Min Zhang, and Shaoping Ma. 2019. Investigating passage-level relevance and its role in document-level relevance judgment. In *Proceedings of the 42nd International ACM SIGIR Conference on Research and Development in Information Retrieval*. 605–614.
- [65] Sen Yang, Yunchen Zhang, Leyang Cui, and Yue Zhang. 2022. Do Prompts Solve NLP Tasks Using Natural Language? *CoRR abs/2203.00902* (2022).
- [66] Wenwen Ye, Yiding Liu, Lixin Zou, Hengyi Cai, Suqi Cheng, Shuaiqiang Wang, and Dawei Yin. 2022. Fast semantic matching via flexible contextualized interaction. In *Proceedings of the Fifteenth ACM International Conference on Web Search and Data Mining*. 1275–1283.
- [67] Jingwei Yi, Fangzhao Wu, Chuhan Wu, Xiaolong Huang, Binxing Jiao, Guangzhong Sun, and Xing Xie. 2022. Effective and Efficient Query-aware Snippet Extraction for Web Search. *CoRR abs/2210.08809* (2022).
- [68] Emine Yilmaz, Manisha Verma, Nick Craswell, Filip Radlinski, and Peter Bailey. 2014. Relevance and effort: An analysis of document utility. In *Proceedings of the 23rd ACM International Conference on Conference on Information and Knowledge Management*. 91–100.
- [69] Zeynep Akkalyoncu Yilmaz, Shengjin Wang, Wei Yang, Haotian Zhang, and Jimmy Lin. 2019. Applying BERT to Document Retrieval with Birch. In *EMNLP/IJCNLP (3)*. Association for Computational Linguistics, 19–24.
- [70] Dawei Yin, Yuening Hu, Jiliang Tang, Tim Daly, Mianwei Zhou, Hua Ouyang, Jianhui Chen, Changsung Kang, Hongbo Deng, Chikashi Nobata, et al. 2016. Ranking relevance in yahoo search. In *Proceedings of the 22nd ACM SIGKDD International Conference on Knowledge Discovery and Data Mining*. 323–332.

- [71] Pengcheng Yin, Graham Neubig, Wen-tau Yih, and Sebastian Riedel. 2020. TaBERT: Pretraining for joint understanding of textual and tabular data. *arXiv preprint arXiv:2005.08314* (2020).
- [72] Shi Yu, Chenghao Fan, Chenyan Xiong, David Jin, Zhiyuan Liu, and Zhenghao Liu. 2023. Fusion-in-T5: Unifying Document Ranking Signals for Improved Information Retrieval. *arXiv preprint arXiv:2305.14685* (2023).
- [73] Zhuosheng Zhang, Shuohang Wang, Yichong Xu, Yuwei Fang, Wenhao Yu, Yang Liu, Hai Zhao, Chenguang Zhu, and Michael Zeng. 2022. Task Compass: Scaling Multi-task Pre-training with Task Prefix. *arXiv preprint arXiv:2210.06277* (2022).
- [74] Wayne Xin Zhao, Jing Liu, Ruiyang Ren, and Ji-Rong Wen. 2022. Dense text retrieval based on pretrained language models: A survey. *arXiv preprint arXiv:2211.14876* (2022).
- [75] Guorui Zhou, Xiaoqiang Zhu, Chengru Song, Ying Fan, Han Zhu, Xiao Ma, Yanghui Yan, Junqi Jin, Han Li, and Kun Gai. 2018. Deep Interest Network for Click-Through Rate Prediction. In *KDD*. ACM, 1059–1068.
- [76] Lixin Zou, Shengqiang Zhang, Hengyi Cai, Dehong Ma, Suqi Cheng, Shuaiqiang Wang, Daiting Shi, Zhicong Cheng, and Dawei Yin. 2021. Pre-trained language model based ranking in Baidu search. In *Proceedings of the 27th ACM SIGKDD Conference on Knowledge Discovery & Data Mining*. 4014–4022.