

Theory for Adaptive Systems: Collective Robustness of Genotype-Phenotype Evolution

Tuan Minh Pham¹ and Kunihiko Kaneko^{1,*}

¹*The Niels Bohr Institute, University of Copenhagen,
Blegdamsvej 17, Copenhagen, 2100-DK, Denmark*

(Dated: September 22, 2023)

The investigation of mutually coupled dynamics, involving many degrees of freedom on two separated timescales, one for fast changes of state variables and another for the slow adaptation of parameters controlling the former's dynamics is crucial for understanding biological evolution and learning. We develop a general theory for such dynamics by extending dynamical mean field theory and then apply it to biological systems whose fate is determined by the evolution of genotype-phenotype relationship. Here phenotypic evolution is shaped by stochastic gene-expression fast dynamics and is coupled to selection-based slow changes of genotypes encoding the network of gene regulations. A phenotype with a robust mean accompanied by persistent fluctuations is found within an intermediate level of external noise. The emergence of such robustness can be characterised analytically as the onset of instability of the fixed point with zero gene-expression levels.

In many biological or neural systems one type of degrees of freedom (dofs), such as the interactions among system's components or parameters controlling their dynamics, often slowly changes and plays a role for the rule of the fast dynamics of state variables. Such *adaptive* multiple-timescale dynamical systems include cellular adaptation [1–4], cell differentiation with slower epigenetic changes [5–9], neural network with synaptic plasticity [10, 11], eco-evolutionary dynamics [12, 13], as well as extensive studies in adaptive network models [14, 15]. On one hand, singular perturbation theory or quasi-steady-state approximation [16] often applied to systems of fast/slow timescales are generally difficult to analyse high-dimensional systems with multiple sources of stochasticity. On the other hand, dynamical mean-field theory (DMFT) [17–20], a powerful tool to study large random systems [21–44], is limited to the case of quenched disorder, i.e, without considering changes in the slow dofs. One hence needs a new framework towards those systems in which the parameters are also dynamical variables with their own dynamics.

Biological evolution often involves adaptive dynamics on two different timescales: phenotypes are shaped by the fast dynamics while genotypes – the rule of the former dynamics – change slowly under selection depending on how adapted the shaped phenotypes are. Both dynamics are stochastic; the phenotype is under developmental noise [45–51] and genotype changes with mutation. A central question in evolutionary biology is which features of the genotype-phenotype relation give rise to phenotypic robustnesses to perturbations induced by noise and mutation [52–56]. A full answer to this question yet remains elusive.

Gene-expression dynamics, where the expression level of multiple genes that mutually influence according to a network of regulations is often adopted for tackling this question [51, 57–61]. Integrating the gene-expression dynamics into network adaptation driven by a fitness op-

timisation process a recent study found a loss of phenotypic robustness with decreasing noise level [51]. This observation is rather counter-intuitive as noise may be an obstacle to maintain a fitted state. It is desired to understand how this observation analytically.

In this Letter, we develop an extension of the standard DMFT, which we term adaptive DMFT (ADMFT), to include the evolution of couplings, thus leveraging its original use in systems with quenched disorder to stochastic adaptive systems. The key point of our approach is to derive an effective dynamics for a representative fast degree of freedom that becomes exact in the limit $N \rightarrow \infty$ [62] from the moment generating functional of the joint distribution of trajectories of both fast and slow variables. We then apply our framework to the co-evolution of a gene regulatory network with the gene expression dynamics governed by it. Here our analysis finds three phases with regards to phenotypic robustness and genotypic states, thus unveiling a transition leading to the loss of robustness by decreasing the noise strength.

For the sake of presentation, we consider a system consisting of N units whose states are characterised by a vector \mathbf{x} . Let \mathbf{J} denote the set of parameters controlling the dynamics of \mathbf{x} , such as the set of interaction couplings among \mathbf{x} 's components. Elements of \mathbf{J} are assumed to follow a stochastic adaptation over discrete generations $\tau = 0, 1, 2, \dots, T_{\max}$, so we write $\mathbf{J}(\tau)$ for a given configuration of \mathbf{J} at generation τ . To stress how a given $\mathbf{J}(\tau)$ controls the fast dynamics of \mathbf{x} over continuous time t , during which $\mathbf{J}(\tau)$ are kept *fixed*, we denote the \mathbf{x} 's state by

$$x_k(t, \tau) \equiv x_k(t | \mathbf{J}(\tau)), \quad k = 1, \dots, N$$

When \mathbf{J} is the matrix whose entries capture the interactions among the components of \mathbf{x} , e.g. J_{ij} is the regulation of gene j on i , the dynamics of each unit k obey

$$\frac{\partial}{\partial t} x_k(t, \tau) = -x_k(t, \tau) + F\left(\sum_j J_{kj}(\tau) x_j(t, \tau)\right) + \xi_k(t, \tau) \quad (1)$$

where $F(\cdot)$ is a general nonlinear function, $\xi_k(t, \tau)$ is a white noise with $\langle \xi_k(t, \tau) \xi_j(t', \tau') \rangle = 2\sigma^2 \delta_{kj} \delta_{\tau\tau'} \delta(t - t')$, and $J_{kk} = 0$. In adaptive dynamics, after \mathbf{x} reaching a steady state, all elements $J_{kj}(\tau)$ of \mathbf{J} evolve synchronously to $J_{kj}(\tau + 1)$ by following the direction set by a field $h_{kj} = h_{kj}(\lim_{t \rightarrow \infty} \mathbf{x}(t, \tau))$ that represents a positive feedback between the steady-state values of \mathbf{x} and the adaptation dynamics of $\mathbf{J}(\tau)$. The form of \mathbf{h} is to be derived from the particular model of interest according to its adaptation rule. Later we will apply our general framework to the case of biological evolution whose key assumption is $\mathbf{J}(\tau)$ (the genotype in this case) should evolve so as to increase a fitness defined as a function of \mathbf{x} (the phenotype) and derive \mathbf{h} for a particular choice of fitness $\Psi(\tau)$ [51]. For the derivation of our general Eq. (4) below, we do not need to specify the exact form of \mathbf{h} . We study a discrete-time update [63]

$$J_{kj}(\tau + 1) = \frac{1}{\sqrt{N}} \text{sign}\left(h_{kj}\left(\lim_{t \rightarrow \infty} \mathbf{x}(t|\mathbf{J}(\tau))\right) + \beta^{-1} \tilde{\xi}(\tau)\right) \quad (2)$$

where the factor $1/\sqrt{N}$ is to ensure a sensible thermodynamic limit [64] and β is a parameter that accounts for selection pressure on genotypes. The distribution of noise is $\mathbb{P}(\tilde{\xi}) = [1 - \tanh^2(\tilde{\xi})]/2$, see [65] for details. Here the sign function is chosen to encode the binary value of J_{kj} which is positive (negative) if unit j activates (inhibits) the activity of unit k ; whereas, without the feedback effect \mathbf{h} , the term $\beta^{-1} \tilde{\xi}(\tau)$ makes $J_{kj}(\tau + 1)$ a random variable with zero mean. A master equation formulation of the dynamics in Eq. (2),

$$P(\mathbf{J}(\tau + 1)) = \sum_{\mathbf{J}(\tau)} P(\mathbf{J}(\tau)) \prod_{k \neq j} \frac{e^{\beta J_{kj}(\tau + 1) h_{kj}(\lim_{t \rightarrow \infty} \mathbf{x}(t, \tau))}}{2 \cosh[\beta h_{kj}(\lim_{t \rightarrow \infty} \mathbf{x}(t, \tau))]}$$

shows how a new genotype $\mathbf{J}(\tau + 1)$ can be chosen with a probability proportional to the exponential of $\beta \mathbf{J}(\tau) \mathbf{h}(\lim_{t \rightarrow \infty} \mathbf{x}(t, \tau))$. Often \mathbf{h} depends only on a subset of so-called *target* units: $\mathbf{h} = \mathbf{h}(x_{i \in \mathcal{T}})$, where \mathcal{T} is their subset. Those variables x 's that do not contribute to \mathbf{h} are called non-target, their set is denoted by \mathcal{O} . Such

a division, though related to the network partitioning (clustering) method in adaptive network theory [14, 15], is based on the observations that biological functionality is determined only by target units. We distinguish the interactions $J_{ij}^{(tt)}$ for $i \in \mathcal{T}$ and $j \in \mathcal{T}$; $J_{ij}^{(oo)}$ for $i \in \mathcal{O}$ and $j \in \mathcal{O}$; $J_{ij}^{(to)}$ for $i \in \mathcal{T}$ and $j \in \mathcal{O}$; $J_{ij}^{(ot)}$ for $i \in \mathcal{O}$ and $j \in \mathcal{T}$. Accordingly, we introduce $h^{(tt)}$, $h^{(oo)}$, $h^{(to)}$ and $h^{(ot)}$ for $J_{ij}^{(tt)}$, $J_{ij}^{(oo)}$, $J_{ij}^{(to)}$, and $J_{ij}^{(ot)}$, respectively.

Let $\mathbb{E}[\cdot]$ denote the ensemble average over trajectories in the joint space of \mathbf{x} and \mathbf{J} . We introduce the averaged activity of target variables $m(t, \tau)$, their autocorrelation $C(t, t', \tau)$ and response $G(t, t', \tau)$ generated by adding an external perturbation $\theta(t', \tau)$ to the argument of $F(\mathbf{x}(t, \tau), \mathbf{J}(\tau))$; the averaged target-target couplings $\hat{\mu}(\tau)$; the averaged intergroup couplings $\hat{\lambda}(\tau)$ and $\tilde{\lambda}(\tau)$ as follows

$$m(t, \tau) := \frac{1}{N} \sum_{i \in \mathcal{T}} x_i(t, \tau) = \mathbb{E}[x(t, \tau)] \quad (3a)$$

$$C(t, t', \tau) := \frac{1}{N} \sum_{i \in \mathcal{T}} x_i(t, \tau) x_i(t', \tau) = \mathbb{E}[x(t, \tau) x(t', \tau)] \quad (3b)$$

$$G(t, t', \tau) := \frac{1}{N} \sum_{i \in \mathcal{T}} \frac{\delta x_i(t, \tau)}{\delta \theta_i(t', \tau)} \Big|_{\theta=0} = \frac{\delta \mathbb{E}[x(t, \tau)]}{\delta \theta(t', \tau)} \Big|_{\theta=0} \quad (3c)$$

$$\hat{\mu}(\tau)/N_t := \frac{1}{N_t(N_t - 1)} \sum_{i, j \in \mathcal{T}} J_{ij}^{(tt)}(\tau) = \mathbb{E}[J^{(tt)}(\tau)] \quad (3d)$$

$$\hat{\lambda}(\tau)/\sqrt{N_t} := \frac{1}{N_t N_o} \sum_{i \in \mathcal{T}, j \in \mathcal{O}} J_{ij}^{(to)}(\tau) = \mathbb{E}[J^{(to)}(\tau)] \quad (3e)$$

$$\tilde{\lambda}(\tau)/\sqrt{N_t} := \frac{1}{N_t N_o} \sum_{i \in \mathcal{O}, j \in \mathcal{T}} J_{ij}^{(ot)}(\tau) = \mathbb{E}[J^{(ot)}(\tau)] \quad (3f)$$

To simplify the treatment we restrict to fully-connected network of N_t target and $N_o = N - N_t$ non-target units with symmetric couplings, i.e., $\forall \tau J_{ij}^{(tt)} = J_{ji}^{(tt)}$, for $(i, j) \in \mathcal{T}$ and statistical symmetry for $i \in \mathcal{T}, j \in \mathcal{O}$:

$$\mathbb{E}\left[\left(J_{ij}^{(to)}(\tau) - \frac{\hat{\lambda}(\tau)}{\sqrt{N_t}}\right)\left(J_{ji}^{(ot)}(\tau) - \frac{\tilde{\lambda}(\tau)}{\sqrt{N_t}}\right)\right] = \frac{1}{N_t}.$$

In the limit $N \rightarrow \infty$ with $\alpha = N_o/N_t$ fixed, for a general nonlinear function $F(\cdot)$ and a given form of \mathbf{h} , the effective process describing a single target unit's state $x(t)$ is coupled to the time evolution of $\hat{\mu}(\tau)$, $\hat{\lambda}(\tau)$ and $\tilde{\lambda}(\tau)$ (see SM for detailed calculations) and is given by [66]:

$$\begin{cases} \hat{\mu}(\tau + 1) = \tanh\left(\beta h^{(tt)}\left(\lim_{t \rightarrow \infty} x(t, \tau)\right)\right) \\ \hat{\lambda}(\tau + 1) = \tanh\left(\beta h^{(to)}\left(\lim_{t \rightarrow \infty} x(t, \tau)\right)\right) \\ \tilde{\lambda}(\tau + 1) = \tanh\left(\beta h^{(ot)}\left(\lim_{t \rightarrow \infty} x(t, \tau)\right)\right) \\ \dot{x}(t, \tau) = -x(t, \tau) + F\left(\hat{\mu}(\tau)m(t, \tau) + \alpha \gamma_0(\tau) \int_0^t dt' G(t, t', \tau) x(t', \tau) + \eta(t, \tau)\right) + \xi(t, \tau) \end{cases} \quad (4)$$

where the effective noise is defined self-consistently

$$\mathbb{E}[\eta(t, \tau)\eta(t', \tau)] = \alpha \tilde{\lambda}^2(\tau)C(t, t', \tau) \quad (5)$$

with m , C and G are given in Eq. (3) and γ_0 defined as

$$\gamma_0(\tau)/N_t(\tau) = \hat{\lambda}(\tau)\tilde{\lambda}(\tau) \quad (6)$$

Time-dependent solutions to the last ODE can be found using Monte Carlo methods [20, 67, 68].

We now apply the general framework of Eqs (4) to a specific stochastic model of genotype-phenotype coupled evolution introduced in [51]. This model considers a gene expression dynamics of \mathbf{x} whose controlling parameters include the noise strength and regulatory network \mathbf{J} , where $F(\cdot) = \tanh(\cdot)$ so that Eq. (1) becomes

$$\frac{\partial x_k}{\partial t}(t, \tau) = -x_k(t, \tau) + \tanh\left(\sum_j J_{kj}(\tau)x_j(t, \tau)\right) + \xi_k(t, \tau). \quad (7)$$

Often, for the adaptation dynamics of $\mathbf{J}(\tau)$ under given environmental condition, an algorithm to update genotype $\mathbf{J}(\tau)$ is given in such a way to increase a global fitness $\Psi(\tau)$. For instance, fitness is given by a function of the target genes' expression levels [51, 57–61]. In [51] the fitness was chosen to be the mean of gene expression levels (stochastic phenotypes) at steady state:

$$\Psi(\tau) = N_t^{-1} \sum_{i \in \mathcal{T}} \lim_{t \rightarrow \infty} x_i(t|\mathbf{J}(\tau)). \quad (8)$$

In order to apply our present framework we first need to reformulate the fitness-based algorithm in terms of Eq. (2) by deriving \mathbf{h} from this definition of $\Psi(\tau)$. To simply the notations, we introduce $x_k(\tau) = \lim_{t \rightarrow \infty} x_k(t|\mathbf{J}(\tau))$ and $h_{kj}(\tau) := h_{kj}(\lim_{t \rightarrow \infty} \mathbf{x}(t|\mathbf{J}(\tau)))$. From

$$\sum_{k \neq j \in \mathcal{T}} x_k x_j = \left(\sum_{k \in \mathcal{T}} x_k\right)^2 - \sum_{k \in \mathcal{T}} x_k^2 \simeq \left(\sum_{k \in \mathcal{T}} x_k\right)^2$$

where the second term has been neglected in comparison to the first one in the $N_t \rightarrow \infty$ limit, we can rewrite

$$\Psi^2(\tau) = \frac{1}{N^2} \sum_{k \neq j \in \mathcal{T}} x_k(\tau)x_j(\tau) \quad (9)$$

By introducing $\hat{h}_{kj}^{(tt)}(\tau)$:

$$\hat{h}_{kj}^{(tt)}(\tau) = \langle x_k(\tau)x_j(\tau) \rangle^{1/2}, \quad (k, j) \in \mathcal{T} \quad (10)$$

i.e. a function of the steady-state correlation between $x_k(\tau)$ and $x_j(\tau)$ [69], we can express $\Psi^2(\tau)$ as the average over all pairs $(k, j) \in \mathcal{T}$ of $[\hat{h}_{kj}^{(tt)}(\tau)]^2$.

$$\Psi^2(\tau) = \frac{1}{N^2} \sum_{k \neq j \in \mathcal{T}} [\hat{h}_{kj}^{(tt)}(\tau)]^2. \quad (11)$$

Since how $\mathbf{J}(\tau)$ evolves to $\mathbf{J}(\tau + 1)$ is specified by $\Psi(\tau)$ (or more precisely, $\Psi^2(\tau)$, if the bistability of the gene-expression dynamics equation is taken into account), $\hat{h}_{kj}^{(tt)}$, as defined in Eq. (10), needs to be proportional to the field $h_{kj}^{(tt)}$ that dictates the update of $J_{kj}^{(tt)}(\tau)$ according to Eq. (2) in our framework:

$$\hat{h}_{kj}^{(tt)} \propto h_{kj}^{(tt)}.$$

In this regards, while the particular form in Eq. (10) is not the unique way to implement the effect of phenotype on genotype, it is just a simple, but reasonable way to ensure fitness increment during genotypic evolution.

Let us consider how, for $k \in \mathcal{T}$, x_k changes under a perturbation $J_{kj}^{(tt)}(\tau) \rightarrow J_{kj}^{(tt)}(\tau) + \Delta J_{kj}$ with $j \in \mathcal{T}$, (all $J_{ki}^{(tt)}(\tau)$, $i \neq j$, are fixed). We use the notation $\Delta x_k^{(j)}$ to indicate this change of x_k . To the first order in ΔJ_{kj} ,

$$\begin{aligned} \Delta x_k^{(j)} &\simeq x_k\left(J_{kj}^{(tt)}(\tau) + \Delta J_{kj}\right) - x_k\left(J_{kj}^{(tt)}(\tau)\right) \\ &= \frac{\partial x_k}{\partial J_{kj}} \Big|_{J_{kj}=J_{kj}^{(tt)}(\tau)} \Delta J_{kj} = \underline{a}_{kj} \Delta J_{kj} \end{aligned} \quad (12)$$

As $t \rightarrow \infty$, $x_k(\tau) \simeq \tanh\left(\sum_j J_{kj}(\tau)x_j(\tau)\right)$, so for $j \neq k$, we have $\underline{a}_{kj} \simeq x_j(\tau)(1 - x_k^2(\tau))$. From Eq. (8), we find this change of $x_k(\tau)$ affects the fitness in such a way that

$$\Psi^2(\tau) \rightarrow \Psi^2(\tau) + 2N_t^{-1} \Delta x_k^{(j)} \Psi(\tau) + O((\Delta x_k)^2)$$

So the fitness change is $[\Delta \Psi^2(\tau)]^{(j)} := 2N_t^{-1} \Delta x_k^{(j)} \Psi(\tau)$. When considering all perturbations ΔJ_{kj} , $\forall j \in \mathcal{T}$ (i.e. including $k = j$), the total change can be written as

$$\delta \Psi^2 := \sum_{j \in \mathcal{T}} [\Delta \Psi^2(\tau)]^{(j)} = \frac{2\Psi(\tau)}{N_t} \sum_{j \in \mathcal{T}} \Delta x_k^{(j)} \quad (13)$$

To derive $h_{kj}^{(to)}$ one needs to show how ΔJ_{kj} is related to $J_{k\ell}^{(to)}(\tau)$ and $J_{\ell j}^{(ot)}(\tau)$ via a relation [note $\Delta J_{kj} \propto 1/N$ from Eq. (2)]

$$\Delta J_{kj} = \sum_{\ell \in \mathcal{O}} J_{k\ell}^{(to)}(\tau) J_{\ell j}^{(ot)}(\tau) \quad (14)$$

as follows: while $x_k(\tau) = \tanh\left(\sum_{j \in \mathcal{T}} J_{kj}^{(tt)}(\tau)x_j(\tau)\right)$ if ignoring $J_{k\ell}^{(to)}$ and $J_{\ell j}^{(ot)}$, when considering $J_{k\ell}^{(to)}$ and $J_{\ell j}^{(ot)}$, we find

$$\begin{aligned} x_k(\tau) &= \tanh\left(\sum_{j \in \mathcal{T}} J_{kj}^{(tt)}(\tau)x_j(\tau) + \sum_{\ell \in \mathcal{O}} J_{k\ell}^{(to)}(\tau)x_\ell(\tau)\right) \\ &\simeq \tanh\left(\sum_{j \in \mathcal{T}} J_{kj}^{(tt)}(\tau)x_j(\tau) + \sum_{\ell \in \mathcal{O}} J_{k\ell}^{(to)}(\tau)\left(\sum_{j \in \mathcal{T}} J_{\ell j}^{(ot)}(\tau)x_j(\tau)\right)\right) \\ &\simeq \tanh\left(\sum_{j \in \mathcal{T}} x_j(\tau)\left[J_{kj}^{(tt)}(\tau) + \sum_{\ell \in \mathcal{O}} J_{k\ell}^{(to)}(\tau)J_{\ell j}^{(ot)}(\tau)\right]\right) \end{aligned}$$

where in the second line we assumed, $\forall \ell \in \mathcal{O}$, $|x_\ell(\tau)| \ll 1$ and $(\sum_{j=1}^N J_{\ell j}(\tau)x_j(\tau)) \ll 1$ as $t \rightarrow \infty$. This leads to

Eq. (14). Plugging Eqs. (12) and (14) into Eq. (13), we obtain

$$\delta\Psi^2 \simeq \frac{2\Psi(\tau)}{N_t} \sum_{j \in \mathcal{T}} x_j(\tau)(1-x_k^2(\tau)) \left(\sum_{\ell \in \mathcal{O}} J_{k\ell}^{(to)}(\tau) J_{\ell j}^{(ot)}(\tau) \right)$$

The cause of $\delta\Psi^2$ must be due to the (synchronous) update of $J_{k\ell}^{(to)}$, where $\ell \in \mathcal{O}$, under the action of the respective fields $h_{k\ell}^{(to)} \propto \hat{h}_{k\ell}^{(to)}$, where $\hat{h}_{k\ell}^{(to)}$ is given by

$$\hat{h}_{k\ell}^{(to)}(\tau) = \left\langle (1-x_k^2(\tau)) \frac{\Psi(\tau)}{N_t} \left(\sum_{j \in \mathcal{T}} J_{k\ell}^{(to)}(\tau) J_{\ell j}^{(ot)}(\tau) x_j(\tau) \right) \right\rangle \quad (15)$$

as otherwise, according to Eq. (2), without $h_{k\ell}^{(to)}$, $J_{k\ell}^{(to)}$ would fluctuate around zero and hence so would $\delta\Psi^2$. Since the proportionality factors for $h_{kj}^{(tt)} \propto \hat{h}_{kj}^{(tt)}$ and $h_{k\ell}^{(to)} \propto \hat{h}_{k\ell}^{(to)}$ can always be absorbed into the parameter β , we simply set them both equal to one. After putting Eqs. (2), (7), (10), (15) altogether, we obtain the following formulation of the model [51]:

$$\begin{cases} \frac{\partial x_k}{\partial t} = -x_k(t, \tau) + \tanh\left(\sum_j J_{kj}(\tau) x_j(t, \tau)\right) + \xi_k(t, \tau) \\ J_{kj}(\tau + 1) = \frac{1}{\sqrt{N}} \text{sign}\left(h_{kj}\left(\lim_{t \rightarrow \infty} \mathbf{x}(t|\mathbf{J}(\tau))\right)\right) + \beta^{-1} \tilde{\xi}(\tau) \\ h_{kj}^{(tt)}(\tau) = \langle x_k(\tau) x_j(\tau) \rangle^{1/2} \\ \hat{h}_{k\ell}^{(to)}(\tau) = \left\langle (1-x_k^2(\tau)) J_{k\ell}^{(to)}(\tau) \frac{\Psi(\tau)}{N_t} \left(\sum_{j \in \mathcal{T}} J_{\ell j}^{(ot)}(\tau) x_j(\tau) \right) \right\rangle \end{cases} \quad (16)$$

As shown above in the thermodynamic limit this coupled system admits a mean-field description in terms of Eq. (4). If the single target gene x 's dynamics reaches stationary states with time-translational symmetry, $\forall s > 0$

$$\begin{aligned} \lim_{t' \rightarrow \infty} C(t = t' + s, t', \tau) &= C(s, \tau) \\ \lim_{t' \rightarrow \infty} G(t = t' + s, t', \tau) &= G(s, \tau) \\ \lim_{t \rightarrow \infty} G(t, t', \tau) &= 0, \forall (t', \tau) \end{aligned}$$

Since at a given generation τ the x 's steady-state autocorrelation $C(s, \tau)$ no longer depends on the fast time s , we can write

$$\hat{q}(\tau) := C(s, \tau).$$

Evolutionary algorithms, such as [51, 57–61], are implemented once the phenotype x is in such a state: a fraction of individuals carrying the genotype $\mathbf{J}(\tau)$ whose fitnesses are lower than the population mean by one standard deviation is to be chosen to produce offsprings. The rationale behind this implementation is the Fisher's fundamental theorem [70], which is formulated in terms of the relative fitness $\Psi^2(\tau)/\hat{q}(\tau)$ but not the absolute one

$\Psi^2(\tau)$. Hence to ensure such selection process by the relative fitness, in the expression for $h_{kj}^{(tt)}$ and $h_{k\ell}^{(to)}$ in Eq. (16), $x_k(\tau)$ need to be rescaled by a factor $1/\sqrt{\hat{q}(\tau)}$ as $x_k(\tau) \rightarrow x_k(\tau)/\sqrt{\hat{q}(\tau)}$ [71]. We define the intrinsic variance $q_0 = q - \sigma^2$ for $q = \lim_{\tau \rightarrow \infty} \hat{q}(\tau)$ and the integrated response

$$\hat{\chi}(\tau) = \int_0^\infty ds G(s, \tau)$$

that remains finite in this case due to our Markovian approximation (i.e. without long-term memory effect). Let

$$\begin{aligned} \mu &= \lim_{\tau \rightarrow \infty} \hat{\mu}(\tau), & \lambda &= \lim_{\tau \rightarrow \infty} \hat{\lambda}(\tau) = \lim_{\tau \rightarrow \infty} \tilde{\lambda}(\tau) \\ x_* &= \lim_{\tau, t \rightarrow \infty} x(t, \tau), & \chi &= \lim_{\tau \rightarrow \infty} \hat{\chi}(\tau), & \gamma &= \lim_{\tau \rightarrow \infty} \gamma_0(\tau) = \lambda^2 \end{aligned}$$

denote the fixed point of the effective dynamics Eq. (4). As x reaches a stationary state, so does η : $\lim_{t \rightarrow \infty} \eta(t) = \eta_0 = J_0 \sqrt{q} \tilde{z}$, where η_0 is a Gaussian random number with mean zero and variance $J_0^2 q$, $J_0 = \tilde{\lambda} \sqrt{\alpha}$ and $\tilde{z} \sim \mathcal{N}(0, 1)$, the standard normal distribution. Likewise, at stationary, the effect of the white noise ξ is equivalent to adding a static random number $\xi_0 = \sigma z$ to the dynamics specified by the first two terms of the last line in Eq. (4), for $z \sim \mathcal{N}(0, 1)$. Such a *random* fixed point hence obeys

$$x_*(\tilde{z}, z) = \tanh(\mu m_\infty + \alpha \gamma \chi x_* + J_0 \sqrt{q} \tilde{z}) + \sigma z. \quad (17)$$

where $m_\infty = \langle \langle x_* \rangle_{\tilde{z}} \rangle_z$. Assuming that $x_*(\tilde{z}, z)$ does not depend on initial conditions, i.e. it is unique for any given realisation of z and \tilde{z} , the stationary state of the entire phenotype-genotype system can be obtained as solution to a closed set of self-consistency equations for m_∞ – the average of x_* and q – the average of x_*^2 [taken over the ensemble of fixed points]; χ – the integrated response of x_* wrt perturbation; μ and λ – the steady-state mean value of $J^{(tt)}$ and $J^{(to)}$ ($J^{(ot)}$), respectively:

$$\begin{cases} \mu = \tanh(\beta m_\infty / \sqrt{q}) \\ \lambda = \tanh(\beta \lambda^2 m_\infty^2 / q (1 - m_\infty^2 / q)) \\ m_\infty = \int_{-\infty}^\infty Dz \int_{-\infty}^\infty D\tilde{z} [f_0 + \sigma z] \\ q = \sigma^2 + \int_{-\infty}^\infty Dz \int_{-\infty}^\infty D\tilde{z} f_0^2 \\ \chi = \int_{-\infty}^\infty Dz \int_{-\infty}^\infty D\tilde{z} \frac{1 - f_0^2}{1 - \alpha \gamma \chi \cdot (1 - f_0^2)} \end{cases} \quad (18)$$

where $f_0 := x_*(\tilde{z}, z) - \sigma z$ and $Dz := dz e^{-z^2/2} / \sqrt{2\pi}$ is the Gaussian measure. The solutions are obtained as stable attractors of an iteration dynamics started with an initial condition that has sufficiently large values of m_∞ , q , χ , μ and λ .

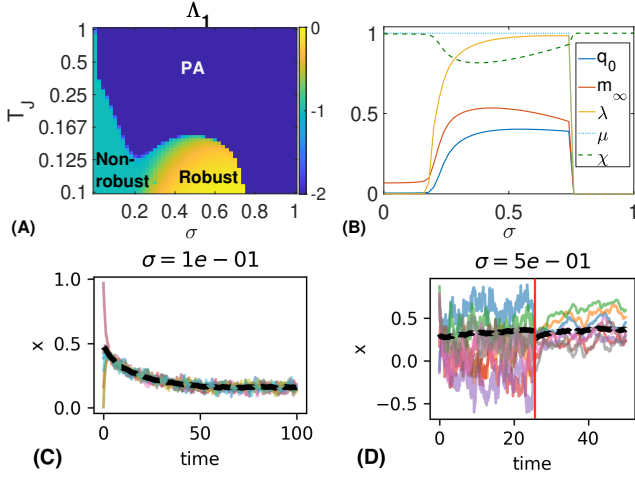


FIG. 1. **(A)** The largest eigenvalue Λ_1 as function of σ and $T_J = \beta^{-1}$. Here Λ_1 is computed by Eq. (19) of the linearised subsystem of target genes at $\mathbf{x} = \mathbf{0}$. Three distinct values of Λ_1 indicate three different phases that we call robust, non-robust, and para-attractor. **(B)** Order parameters as function of σ for $\beta = 10$. In the non-robust phase $m > 0$ and $\mu = 1$ but $\lambda = q_0 = 0$, while in the robust phase $m, q_0, \lambda, \mu > 0$. In the para-attractor phase (PA) $m = q_0 = \lambda = \mu = 0$. Timeseries of the gene-expression level in the non-robust phase at $\sigma = 0.1$ **(C)** and in the robust one at $\sigma = 0.5$ **(D)**. In the plot with $\sigma = 0.5$ the vertical red line marks the division into two stages of phenotypic evolution, where the trajectories for time $\in [0, 25]$ are generated at $\sigma = 0.5$, and then continued after time = 25 by decreasing σ to zero. In all panels, the thick dashed lines denote the mean expression level $m(t, \tau = 20)$, i.e. after $\tau = 20$ generations over 1000 trajectories. Here $\alpha = 0.5$.

We obtain the following expression for the largest eigenvalue Λ_1 of the linearised subsystem of target genes at steady state (see SM for the full derivation):

$$\Lambda_1 = \frac{\lambda^2 + \mu^2}{\mu} - 2 \quad (19)$$

The following result is presented for $\alpha = 0.5$, similar behaviour is observed for other $\alpha \geq 0.08$ (see SM for the dependence on α). At high selection pressure, such as for $\beta = 10$, the steady-state phase diagram in Fig. 1 **(A)** consists of three distinct regions corresponding to different values of Λ_1 . This is because upon increasing the noise σ , two transitions happen between three different solutions of Eq. (18). We show an example of these solutions in Fig. 1 **(B)**. The first solution is $q_0 = \lambda = 0$ and $m_\infty, \mu > 0$, the second one corresponds to $q_0, m_\infty, \lambda, \mu > 0$ and the last one – to $q_0 = m_\infty = \lambda = \mu = 0$. We call them non-robust, robust and para-attractor, respectively. Timeseries of x in Eq. (4) in the robust and non-robust regions are given in Fig. 1 **(C)**-**(D)**, where the prediction of our fixed-point equations is in consistency with the timeseries in both regions. In particular, small perturbations induced by $\sigma = 0.1$ result only in the proximity of random trajectories around

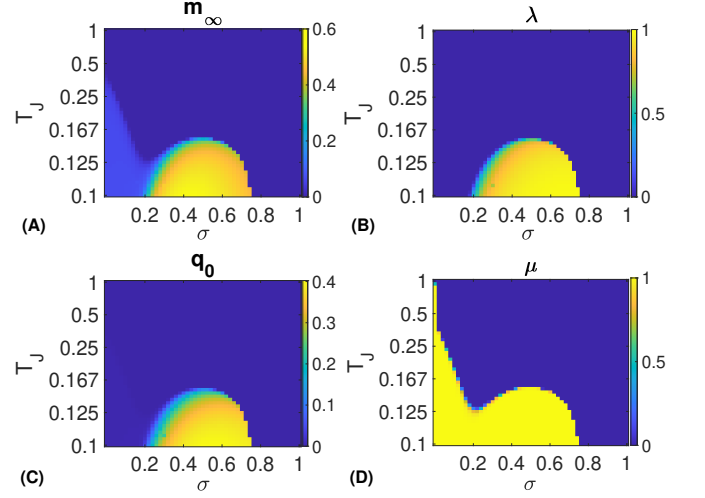


FIG. 2. **(A)** Averaged activity of target genes m . **(B)** The average of target vs non-target coupling λ . **(C)** The intrinsic variance in the target gene's activity q_0 . **(D)** The average of target vs target coupling μ . Here $\alpha = 0.5$.

the unique fixed point of the corresponding deterministic system. The dynamics at intermediate noise $\sigma = 0.5$ exhibit intrinsic fluctuations that exist even when the external noise is removed. Despite high variations in this case ($q_0 \simeq 0.4$), the phenotypes still remain robust as shown by the dashed line depicting a high mean expression level $m(t, \tau = 20)$.

Next we show detailed behaviours of the order parameters as functions of $T_J = 1/\beta$ and σ in Fig. 2 **(A)**-**(D)**. At low noise, a high fitness-selection pressure ($\beta > 2$) leads to a non-zero steady-state mean expression level ($m_\infty > 0$) due to a positive feedback (ensured by Hebbian-learning in Eq. (10)) between μ and m_∞ . The robust region always exists within an intermediate range of noise strength σ , $\sigma \in [\sigma_c^{(1)}(T_J), \sigma_c^{(2)}(T_J)]$ below some T_J . This phase emerges as those fixed points stable at low noise are destabilised at a sufficiently large noise. Here phenotypes with high fitness are achieved thanks to the dominance of positive regulations (the mean λ of $J^{(to)}$ ($J^{(ot)}$) and the mean μ of $J^{(tt)}$ both remain close to 1) [72]. If noise is increased further so that the diffusive term becomes much larger than the first term in Eq. (7), then the loss of robustness occurs via a transition from the robust to para-attractor phase, where both phenotypic and genotypic values are zero, indicating the unique state is neither robust nor functional. The presented transitions are consistent with those observed in the numerical evolution for finite systems [51] where robustnesses to noise and mutation that evolved at intermediate noise, lost at lower noise, resulting in a less fitted state. Likewise, we find the integrated response χ is reduced and proportional to the response to mutation [73] in the robust phase, while it is larger at low noise.

To sum up we demonstrated a transition from robust to nonrobust phase with decreasing noise. The nature of the nonrobust phase, however, needs future scrutiny. From an evolutionary perspective, our work suggests that for a given environment robustness is due to the existence of a single peak in the fitness landscape while its loss is caused by an epistasis effect [74] that might emerge at low noise as a consequence of the terms quadratic in \mathbf{J} in Eq. (15). It would be interesting to extend our approach to a time-dependent environment where a nonlinear dependence of Ψ on m due to a tradeoff between the cost and benefit is expected [75].

The present ADMFT, beyond the genotype-phenotype evolution, can be applied to many adaptive systems [76], in which slow adaption of one type of degrees of freedom occurs in response to fast changes in the state of the other. Such reciprocal evolution is not captured by the standard DMFT that deals only with fixed, i.e. “quenched” controlling parameters. There are recent extensions of DMFT for neural dynamics with activity-dependent plasticity [77] and with pattern-based learning [78] which, however, are different from ours as our adaptation rules for \mathbf{J} were derived from a global fitness-maximization requirement. Persistent fluctuations of a chaotic nature observed in the robust phase of the presented GRN model, nevertheless, are similar to chaos with retrieval in [78]. In this regards, the ADMFT suggests the relevance of noise to shape robust memory by maintaining a finite overlap with the stored patterns.

We acknowledge support from Novo Nordisk Foundation (0065542) and would like to thank Albert Alonso, Edo Kussell, Fernando Lucas Metz, Julius B. Kirkegaard, Kim Sneppen, Sosuke Ito and Tarek Tohme for helpful comments.

* email: kaneko@complex.c.u-tokyo.ac.jp

- [1] D. E. Koshland, A. Goldbeter, and J. B. Stock, Amplification and adaptation in regulatory and sensory systems, *Science* **217**, 220 (1982).
- [2] S. Stern, T. Dror, E. Stolovicki, N. Brenner, and E. Braun, Genome-wide transcriptional plasticity underlies cellular adaptation to novel challenge, *Molecular Systems Biology* **3**, 106 (2007).
- [3] M. Inoue and K. Kaneko, Cooperative adaptive responses in gene regulatory networks with many degrees of freedom, *PLOS Computational Biology* **9**, 1 (2013).
- [4] H. Levine, M. K. Jolly, P. Kulkarni, and V. Nanjundiah, *Phenotypic switching: implications in biology and medicine* (Academic Press, 2020).
- [5] C. Waddington, *The Strategy of the Genes* (George Allen & Unwin, 1957).
- [6] C. Li and J. Wang, Quantifying waddington landscapes and paths of non-adiabatic cell fate decisions for differentiation, reprogramming and transdifferentiation, *Journal of The Royal Society Interface* **10**, 20130787 (2013).
- [7] S. Huang, The molecular and mathematical basis of waddington’s epigenetic landscape: A framework for post-darwinian biology?, *BioEssays* **34**, 149 (2012).
- [8] T. Miyamoto, C. Furusawa, and K. Kaneko, Pluripotency, differentiation, and reprogramming: A gene expression dynamics model with epigenetic feedback regulation, *PLOS Computational Biology* **11**, 1 (2015).
- [9] Y. Matsushita and K. Kaneko, Homeorhesis in waddington’s landscape by epigenetic feedback regulation, *Phys. Rev. Res.* **2**, 023083 (2020).
- [10] W. Gerstner, W. M. Kistler, R. Naud, and L. Paninski, *Neuronal dynamics: From single neurons to networks and models of cognition* (Cambridge University Press, 2014).
- [11] B. Duchet, C. Bick, and A. Byrne, Mean-Field Approximations With Adaptive Coupling for Networks With Spike-Timing-Dependent Plasticity, *Neural Computation* **35**, 1481 (2023).
- [12] D. M. Post and E. P. Palkovacs, Eco-evolutionary feedbacks in community and ecosystem ecology: interactions between the ecological theatre and the evolutionary play, *Philosophical Transactions of the Royal Society B: Biological Sciences* **364**, 1629 (2009).
- [13] J. Moran and M. Tikhonov, Defining coarse-grainability in a model of structured microbial ecosystems, *Phys. Rev. X* **12**, 021038 (2022).
- [14] T. Gross and B. Blasius, Adaptive coevolutionary networks: a review, *Journal of The Royal Society Interface* **5**, 259 (2008).
- [15] R. Berner, T. Gross, C. Kuehn, J. Kurths, and S. Yanchuk, Adaptive dynamical networks (2023), arXiv:2304.05652 [nlin.AO].
- [16] C. Kuehn, *Multiple time scale dynamics*, Vol. 191 (Springer, 2015).
- [17] P. C. Martin, E. D. Siggia, and H. A. Rose, Statistical dynamics of classical systems, *Phys. Rev. A* **8**, 423 (1973).
- [18] C. De Dominicis and L. Peliti, Field-theory renormalization and critical dynamics above T_c : Helium, antiferromagnets, and liquid-gas systems, *Phys. Rev. B* **18**, 353 (1978).
- [19] J. A. Hertz, Y. Roudi, and P. Sollich, Path integral methods for the dynamics of stochastic and disordered systems, *Journal of Physics A: Mathematical and Theoretical* **50**, 033001 (2016).
- [20] W. Zou and H. Huang, Introduction to dynamical mean-field theory of generic random neural networks (2023), arXiv:2305.08459 [cond-mat.dis-nn].
- [21] H. Sompolinsky, A. Crisanti, and H. J. Sommers, Chaos in random neural networks, *Phys. Rev. Lett.* **61**, 259 (1988).
- [22] A. Crisanti and H. Sompolinsky, Dynamics of spin systems with randomly asymmetric bonds: Langevin dynamics and a spherical model, *Phys. Rev. A* **36**, 4922 (1987).
- [23] M. Oppen and S. Diederich, Phase transition and 1/f noise in a game dynamical model, *Phys. Rev. Lett.* **69**, 1616 (1992).
- [24] T. Galla, Dynamics of random replicators with Hebbian interactions, *Journal of Statistical Mechanics: Theory and Experiment* **2005**, P11005 (2005).
- [25] T. Galla, Random replicators with asymmetric couplings, *Journal of Physics A: Mathematical and General* **39**, 3853 (2006).
- [26] Y. Yoshino, T. Galla, and K. Tokita, Statistical mechan-

- ics and stability of a model eco-system, *Journal of Statistical Mechanics: Theory and Experiment* **2007**, P09003 (2007).
- [27] M. Stern, H. Sompolinsky, and L. F. Abbott, Dynamics of random neural networks with bistable units, *Phys. Rev. E* **90**, 062710 (2014).
- [28] J. Kadmon and H. Sompolinsky, Transition to chaos in random neuronal networks, *Phys. Rev. X* **5**, 041030 (2015).
- [29] F. Mastrogiuseppe and S. Ostojic, Intrinsically-generated fluctuating activity in excitatory-inhibitory networks, *PLOS Computational Biology* **13**, 1 (2017).
- [30] D. Martí, N. Brunel, and S. Ostojic, Correlations between synapses in pairs of neurons slow down dynamics in randomly connected neural networks, *Phys. Rev. E* **97**, 062314 (2018).
- [31] J. Schuecker, S. Goedeke, and M. Helias, Optimal sequence memory in driven random networks, *Phys. Rev. X* **8**, 041029 (2018).
- [32] S. P. Muscinelli, W. Gerstner, and T. Schwalger, How single neuron properties shape chaotic dynamics and signal transmission in random neural networks, *PLOS Computational Biology* **15**, 1 (2019).
- [33] E. Agoritsas, T. Maimbourg, and F. Zamponi, Out-of-equilibrium dynamical equations of infinite-dimensional particle systems i. the isotropic case, *Journal of Physics A: Mathematical and Theoretical* **52**, 144002 (2019).
- [34] M. T. Pearce, A. Agarwala, and D. S. Fisher, Stabilization of extensive fine-scale diversity by ecologically driven spatiotemporal chaos, *Proceedings of the National Academy of Sciences* **117**, 14572 (2020).
- [35] A. Altieri, F. Roy, C. Cammarota, and G. Biroli, Properties of equilibria and glassy phases of the random lotka-volterra model with demographic noise, *Phys. Rev. Lett.* **126**, 258301 (2021).
- [36] C. Keup, T. Kühn, D. Dahmen, and M. Helias, Transient chaotic dimensionality expansion by recurrent networks, *Phys. Rev. X* **11**, 021064 (2021).
- [37] A. van Meegen and S. J. van Albada, Microscopic theory of intrinsic timescales in spiking neural networks, *Phys. Rev. Res.* **3**, 043077 (2021).
- [38] E. De Giuli and C. Scalliet, Dynamical mean-field theory: from ecosystems to reaction networks, *Journal of Physics A: Mathematical and Theoretical* **55**, 474002 (2022).
- [39] J. W. Baron, T. J. Jewell, C. Ryder, and T. Galla, Breakdown of random-matrix universality in persistent Lotka-Volterra communities, *Phys. Rev. Lett.* **130**, 137401 (2023).
- [40] L. Poley, J. W. Baron, and T. Galla, Generalized lotka-volterra model with hierarchical interactions, *Phys. Rev. E* **107**, 024313 (2023).
- [41] T. Arnoulx de Pirey and G. Bunin, Aging by near-extinctions in many-variable interacting populations, *Phys. Rev. Lett.* **130**, 098401 (2023).
- [42] M. Aguilera, M. Igarashi, and H. Shimazaki, Nonequilibrium thermodynamics of the asymmetric Sherrington-Kirkpatrick model, *Nature Communications* **14**, 3685 (2023).
- [43] A. K. Behera, M. Rao, S. Sastry, and S. Vaikuntanathan, Enhancing associative memory recall in non-equilibrium materials through activity (2022), arXiv:2203.03024 [cond-mat.dis-nn].
- [44] D. G. Clark, L. F. Abbott, and A. Litwin-Kumar, Dimension of activity in random neural networks, *Phys. Rev. Lett.* **131**, 118401 (2023).
- [45] M. B. Elowitz, A. J. Levine, E. D. Siggia, and P. S. Swain, Stochastic gene expression in a single cell, *Science* **297**, 1183 (2002).
- [46] M. Kaern, T. C. Elston, W. J. Blake, and J. J. Collins, Stochasticity in gene expression: from theories to phenotypes, *Nature Reviews Genetics* **6**, 451 (2005).
- [47] J. Paulsson, Models of stochastic gene expression, *Physics of Life Reviews* **2**, 157 (2005).
- [48] A. Eldar and M. B. Elowitz, Functional roles for noise in genetic circuits, *Nature* **467**, 167 (2010).
- [49] M.-A. Félix and M. Barkoulas, Pervasive robustness in biological systems, *Nature Reviews Genetics* **16**, 483 (2015).
- [50] C. Furusawa, T. Suzuki, A. Kashiwagi, T. Yomo, and K. Kaneko, Ubiquity of log-normal distributions in intracellular reaction dynamics, *Biophysics* **1**, 25 (2005).
- [51] K. Kaneko, Evolution of robustness to noise and mutation in gene expression dynamics, *PLOS ONE* **2**, 1 (2007).
- [52] T. M. Pham and K. Kaneko, Double-replica theory for evolution of genotype-phenotype interrelationship, *Phys. Rev. Res.* **5**, 023049 (2023).
- [53] P. C. Bressloff, Stochastic switching in biology: from genotype to phenotype, *Journal of Physics A: Mathematical and Theoretical* **50**, 133001 (2017).
- [54] D. Nichol, M. Robertson-Tessi, A. R. A. Anderson, and P. Jeavons, Model genotype-phenotype mappings and the algorithmic structure of evolution, *Journal of The Royal Society Interface* **16**, 20190332 (2019).
- [55] P. Jiang, M. Kreitman, and J. Reinitz, The effect of mutational robustness on the evolvability of multicellular organisms and eukaryotic cells, *Journal of Evolutionary Biology* **36**, 906 (2023).
- [56] P. García-Galindo, S. E. Ahnert, and N. S. Martin, The non-deterministic genotype-phenotype map of rna secondary structure, *Journal of The Royal Society Interface* **20**, 20230132 (2023).
- [57] A. Bergman and M. L. Siegal, Evolutionary capacitance as a general feature of complex gene networks, *Nature* **424**, 549 (2003).
- [58] S. Ciliberti, O. C. Martin, and A. Wagner, Robustness can evolve gradually in complex regulatory gene networks with varying topology, *PLOS Computational Biology* **3**, 1 (2007).
- [59] A. Crombach and P. Hogeweg, Evolution of evolvability in gene regulatory networks, *PLOS Computational Biology* **4**, 1 (2008).
- [60] T. Kaneko and M. Kikuchi, Evolution enhances mutational robustness and suppresses the emergence of a new phenotype: A new computational approach for studying evolution, *PLOS Computational Biology* **18**, 1 (2022).
- [61] M. Inoue and K. Kaneko, Entangled gene regulatory networks with cooperative expression endow robust adaptive responses to unforeseen environmental changes, *Phys. Rev. Res.* **3**, 033183 (2021).
- [62] The effective dynamics is expected to yield the same statistics as that of the original dynamics, in an analogous manner to what has been rigorously proven for spin glasses [79].
- [63] Note that h_{kj} differs from the local field typically used in spin- and neural network models, where for a spin (neuron) i its local field is the sum over the states σ_j of its neighbors $h_i = \sum_{j \neq i} J_{ij} \sigma_j$.

- [64] Note that due to an effectively low-rank structure of the interactions $\mathbf{J}^{(tt)}$ among target genes that is imposed by the current choice of fitness, a proper scaling for $\mathbf{J}^{(tt)}$ is given by $J_{ij}^{(tt)} \rightarrow J_{ij}^{(tt)}/N_t$.
- [65] A. Coolen, Statistical mechanics of recurrent neural networks II — Dynamics, in *Neuro-Informatics and Neural Modelling*, Handbook of Biological Physics, Vol. 4, edited by F. Moss and S. Gielen (North-Holland, 2001) pp. 619–684.
- [66] If we consider a sequential dynamics for the couplings then, for $\mathbf{Y} = (\hat{\mu}, \hat{\lambda}, \hat{\lambda})$ the corresponding equations are $d\mathbf{Y}(\tau)/d\tau = -\mathbf{Y}(\tau) + \tanh(\mathbf{h}(\lim_{t \rightarrow \infty} \mathbf{x}(t, \tau)))$, where \mathbf{h} is given by the same expressions as in Eqs. (10) and (15).
- [67] H. Eissfeller and M. Oppen, New method for studying the dynamics of disordered spin systems without finite-size effects, *Phys. Rev. Lett.* **68**, 2094 (1992).
- [68] F. Roy, G. Biroli, G. Bunin, and C. Cammarota, Numerical implementation of dynamical mean field theory for disordered systems: application to the Lotka-Volterra model of ecosystems, *Journal of Physics A: Mathematical and Theoretical* **52**, 484001 (2019).
- [69] This follows a generalisation of the Hebbian rule [80], where the square-root form in comparison to the original Hebbian rule is due to the definition of fitness Ψ .
- [70] R. A. Fisher, *The genetical theory of natural selection* (Oxford, 1930).
- [71] See SM for the resulted phase diagram without considering this rescaling.
- [72] Note that since our calculations are restricted to the mean values of $J^{(tt)}$, $J^{(to)}$ and $J^{(ot)}$, they can not be used to study how similar the evolved genotypes are in the robust phase.
- [73] In case where the system has a non-zero averaged activity $m > 0$, as $t, \tau \rightarrow \infty$, $\chi \propto \chi_m := \sum_{\tau'=0}^{\tau} G_m(t, \tau, \tau')$, where $G_m(t, \tau, \tau') := \partial \langle x(t, \tau) \rangle / \partial \hat{\mu}(\tau')$ is the response to mutation. Such proportionality between the two responses that implies a correlation between phenotypic changes due to genetic variation and those in response to environmental perturbations, as suggested by [51, 52, 58, 81–87], does not exist if $m \simeq 0$.
- [74] M. S. Breen, C. Kemena, P. K. Vlasov, C. Notredame, and F. A. Kondrashov, Epistasis as the primary factor in molecular evolution, *Nature* **490**, 535 (2012).
- [75] E. Dekel and U. Alon, Optimality and evolutionary tuning of the expression level of a protein, *Nature* **436**, 588 (2005).
- [76] J. Sawicki, R. Berner, S. A. M. Loos, M. Anvari, R. Bader, W. Barfuss, N. Botta, N. Brede, I. Franić, D. J. Gauthier, S. Goldt, A. Hajizadeh, P. Hövel, O. Karin, P. Lorenz-Spreen, C. Miehl, J. Mölter, S. Olmi, E. Schöll, A. Seif, P. A. Tass, G. Volpe, S. Yanchuk, and J. Kurths, Perspectives on adaptive dynamical systems, *Chaos: An Interdisciplinary Journal of Nonlinear Science* **33**, 071501 (2023).
- [77] D. G. Clark and L. F. Abbott, Theory of coupled neuronal-synaptic dynamics (2023), arXiv:2302.08985.
- [78] U. Pereira-Obilinovic, J. Aljadeff, and N. Brunel, Forgetting leads to chaos in attractor networks, *Phys. Rev. X* **13**, 011009 (2023).
- [79] G. Ben Arous, A. Dembo, and A. Guionnet, Cugliandolo-Kurchan equations for dynamics of spin-glasses, *Probability Theory and Related Fields* **136**, 619 (2006).
- [80] D. Hebb, *The organization of behavior. A neuropsychological theory* (John Wiley, 1949).
- [81] K. Sato, Y. Ito, T. Yomo, and K. Kaneko, On the relation between fluctuation and response in biological systems, *Proceedings of the National Academy of Sciences* **100**, 14086 (2003).
- [82] K. Kaneko and C. Furusawa, An evolutionary relationship between genetic variation and phenotypic fluctuation, *Journal of Theoretical Biology* **240**, 78 (2006).
- [83] A. Sakata and K. Kaneko, Dimensional reduction in evolving spin-glass model: Correlation of phenotypic responses to environmental and mutational changes, *Phys. Rev. Lett.* **124**, 218101 (2020).
- [84] Q.-Y. Tang and K. Kaneko, Dynamics-evolution correspondence in protein structures, *Phys. Rev. Lett.* **127**, 098103 (2021).
- [85] C. R. Landry, B. Lemos, S. A. Rifkin, W. J. Dickinson, and D. L. Hartl, Genetic properties influencing the evolvability of gene expression, *Science* **317**, 118 (2007).
- [86] R. Silva-Rocha and V. de Lorenzo, Noise and robustness in prokaryotic regulatory networks, *Annual Review of Microbiology* **64**, 257 (2010).
- [87] Y. Uchida, S. Shigenobu, H. Takeda, C. Furusawa, and N. Irie, Potential contribution of intrinsic developmental stability toward body plan conservation, *BMC Biology* **20**, 82 (2022).
- [88] F. Benaych-Georges and R. R. Nadakuditi, The eigenvalues and eigenvectors of finite, low rank perturbations of large random matrices, *Advances in Mathematics* **227**, 494 (2011).
- [89] S. O'Rourke and D. Renfrew, Low rank perturbations of large elliptic random matrices, *Electron. J. Probab.* **19**, 1 (2014).

SUPPLEMENTAL MATERIAL

A. Derivation of the effective dynamics in Eq. (4)

Applying the Fourier transform to the probability distribution of paths $\{x_k(t, \tau)\}$ generated by the gene-expression dynamics in Eq. (7) in the main text

$$\mathbb{P}_{\text{traj}}(\{x_k(t, \tau)\}) := \mathbb{P}_{\text{traj}}\left[\{\mathbf{x}(0), \dots, \mathbf{x}(t)\}_{\tau=0}, \{\mathbf{x}(0), \dots, \mathbf{x}(t)\}_{\tau=1}, \dots, \{\mathbf{x}(0), \dots, \mathbf{x}(t)\}_{\tau=T}\right],$$

with T being the total number of generations (discrete time steps) of the J 's dynamics, we have the following identity

$$\begin{aligned} 1 &= \int D[x\hat{x}f\hat{f}] \exp \left\{ i \sum_{\tau=0}^{T-1} \sum_{k=1}^N \int dt \left[\hat{x}_k(t, \tau) (\partial_t + 1) x_k(t, \tau) + i\sigma^2 \hat{x}_k^2(t, \tau) - \tanh(f_k(t, \tau)) \hat{x}_k(t, \tau) + \hat{f}_k(t, \tau) (f_k(t, \tau) - z_k(t, \tau)) \right] \right\} \\ &= \int D[x\hat{x}f\hat{f}] \exp \left\{ i \sum_{\tau=0}^{T-1} \sum_{k=1}^N \int dt \left[E_k(t, \tau) - \sum_{j=1}^N J_{kj}(\tau) \hat{f}_k(t, \tau) x_j(t, \tau) \right] \right\} \end{aligned} \quad (20)$$

where $J_{kk} = 0$ and

$$z_k(t, \tau) = \tilde{h}_k(t) + \sum_{j(j \neq k)} J_{kj}(\tau) x_j(t, \tau) \quad (21a)$$

$$\int D[x\hat{x}] = \lim_{t_{\max} \rightarrow \infty} \int \prod_k^N \prod_t^{t_{\max}} \prod_{\tau}^{T-1} dx_k(t, \tau) d\hat{x}_k(t, \tau) \quad (21b)$$

$$E_k(t, \tau) = \hat{x}_k(t, \tau) (\partial_t + 1) x_k(t, \tau) + i\sigma^2 \hat{x}_k^2(t, \tau) - \tanh(f_k(t, \tau)) \hat{x}_k(t, \tau) + \hat{f}_k(t, \tau) (f_k(t, \tau) - \tilde{h}_k) \quad (21c)$$

Note that, in the above expressions, $D[x\hat{x}]$ means a measure over all the generations $\tau = 0, \dots, T$ of the J 's dynamics and over all the possible paths of $x_k(t, \tau)$ and $\hat{x}_k(t, \tau)$ for all the target genes at each of these generations, i.e. $D[x_k(t, \tau), \hat{x}_k(t, \tau)]$, $k = 1, \dots, N$. We also used an integral representation of the probability $P(\xi)$ of the noise $\xi(t)$ with correlation $C_\xi = \langle \xi(t) \xi(t') \rangle = 2\sigma^2 \delta(t - t')$:

$$P(\xi) \sim \exp \left[-\frac{1}{2} \int dt dt' \xi(t) [C_\xi(t, t')]^{-1} \xi(t') \right]$$

to write

$$\begin{aligned} 1 &= \int Dx D\hat{x} D\xi P(\xi) \exp \left[i \int dt \hat{x}(t) [\partial_t x + x - \tanh(f(x(t)))] - \xi(t) \right] \\ &= \int Dx D\hat{x} \exp \left[-\frac{1}{2} \int dt dt' \hat{x}(t) C_\xi \hat{x}(t') + i \int dt \hat{x}(t) [\partial_t x + x - \tanh(f(x(t)))] \right] \end{aligned}$$

To simplify the notation, from now on we will write $h_{kj}(\lim_{t \rightarrow \infty} \mathbf{x}(t, \tau))$ as $h_{kj}(\tau)$. In equivalent to the dynamics of a single coupling in Eq. (2) of the main text, for synchronous update, the joint distribution $P(\mathbf{J})$ for the entire genotype satisfies a discrete-time master equation

$$\begin{aligned} P(\mathbf{J}(\tau + 1)) &= \sum_{\mathbf{J}(\tau)} W_\tau[\mathbf{J}(\tau + 1); \mathbf{J}(\tau)] P(\mathbf{J}(\tau)) \\ W_\tau[\mathbf{J}(\tau + 1); \mathbf{J}(\tau)] &= \prod_{k \neq j} W_\tau[J_{kj}(\tau + 1); J_{kj}(\tau)] \\ W_\tau[J_{kj}(\tau + 1); J_{kj}(\tau)] &= \frac{e^{\beta J_{kj}(\tau + 1) h_{kj}(\tau)}}{2 \cosh[\beta h_{kj}(\tau)]}. \end{aligned} \quad (22)$$

The x -dependence of $h_{kj}(\tau)$ can be included into the value θ_{kj} that $h_{kj}(\tau)$ admits at the τ -th generation. The moment generating functional of the trajectories $\{\mathbf{J}(\tau)\}$, $\tau = 0, \dots, T$, according to Eq. (22) reads

$$Z_J[\Psi] = \sum_{\{\mathbf{J}(0)\}} \dots \sum_{\{\mathbf{J}(T)\}} \int D[h\hat{h}] \exp \left\{ \sum_{\tau=0}^{T-1} \sum_{k \neq j} A_{kj}(\tau) \right\} \quad (23a)$$

$$A_{kj}(\tau) = i\hat{h}_{kj}(h_{kj} - \theta_{kj}) + J_{kj}(\tau + 1)(\Psi_{kj}(\tau + 1) + \beta h_{kj}(\tau)) - \ln(2 \cosh[\beta h_{kj}(\tau)]) \quad (23b)$$

Plugging Eq. (20) into (23a) to incorporate the x 's dynamics into that of the couplings \mathbf{J} , leads to

$$Z_J[\Psi] = \int D[x\hat{x}f\hat{f}h\hat{h}] \sum_{\{\mathbf{J}(0)\}} \cdots \sum_{\{\mathbf{J}(T)\}} \exp \left\{ \sum_{\tau=0}^{T-1} \left[i \sum_{k=1}^N \int dt E_k(t, \tau) + \sum_{k \neq j} \left[A_{kj}(\tau) - i J_{kj}(\tau) \int dt \hat{f}_k x_j \right] \right] \right\} \quad (24)$$

Denoting the J -independent and J -dependent part of the exponential in Z_J by \mathcal{L}_0 and \mathcal{L}_J , respectively. We have

$$Z_J[\Psi] = \int D[x\hat{x}f\hat{f}h\hat{h}] \left(\sum_{\{\mathbf{J}(0)\}} \cdots \sum_{\{\mathbf{J}(T)\}} e^{\mathcal{L}} \right) \quad (25a)$$

$$\mathcal{L} = \mathcal{L}_0 + \mathcal{L}_J, \quad \mathcal{L}_0 = \sum_{\tau=0}^{T-1} L(\tau) \quad (25b)$$

$$L(\tau) = i \sum_k \int dt E_k(t, \tau) + \sum_{k \neq j} i \hat{h}_{kj}(\tau) [h_{kj}(\tau) - \theta_{kj}(\tau)] - \sum_{k \neq j} \ln(2 \cosh[\beta h_{kj}(\tau)]) \quad (25c)$$

$$\mathcal{L}_J = \sum_{\tau=0}^{T-1} \left[\sum_{k \neq j} J_{kj}(\tau+1) \left\{ \Psi_{kj}(\tau+1) + \beta h_{kj}(\tau) - i \int dt \hat{f}_k(t, \tau) x_j(t, \tau) \right\} \right] \quad (25d)$$

So far we have made no distinction between target and non-target genes. Now we consider the following ansatz for any pair of target genes k and j :

$$J_{kj}(\tau) = J_{kj}^{(tt)}(\tau) + \Delta J_{kj}(\tau) \quad (26)$$

where $J_{kj}^{(tt)}(\tau)$ is the direct interaction between k and j and $\Delta J_{kj}(\tau)$ indicates the effective coupling between them that is induced by all the non-target genes l via $J_{kl}^{(to)}(\tau)$ and $J_{lj}^{(to)}(\tau)$. In analogy to the standard quenched disorder case, where the coupling $J_{kj}(\tau)$ is characterised by a distribution whose mean and variance, both need to be scaled as $1/N_t$ for a sensible thermodynamic limit, we use

$$J_{kj}(\tau) = \frac{J_{kj}^{(tt)}(\tau)}{N_t} + \Delta J_{kj}(\tau) \quad (27)$$

where $J_{kj}^{(tt)}(\tau) \in \{-1, 1\}$ and $\Delta J_{kj}(\tau) = N_t^{-1} \sum_{l \notin \mathcal{T}} J_{kl}^{(to)}(\tau) J_{lj}^{(ot)}(\tau)$, with $J_{kl}^{(to)}(\tau), J_{lj}^{(ot)}(\tau) \in \{-1, 1\}$. Defining the order parameters

$$w_{kj}(\tau) = \frac{1}{N_t} \int dt \hat{f}_k(t, \tau) x_j(t, \tau) \quad (28a)$$

$$m(t, \tau) = \frac{1}{N_t} \sum_j x_j(t, \tau) \quad (28b)$$

$$g(t, \tau) = \frac{1}{N_t} \sum_k \hat{f}_k(t, \tau) \quad (28c)$$

$$q(t, t', \tau) = \frac{1}{N_t} \sum_k x_k(t, \tau) x_k(t', \tau) \quad (28d)$$

$$Q(t, t', \tau) = \frac{1}{N_t} \sum_k \hat{f}_k(t, \tau) \hat{f}_k(t', \tau) \quad (28e)$$

$$K(t, t', \tau) = \frac{1}{N_t} \sum_k x_k(t, \tau) \hat{f}_k(t', \tau), \quad (28f)$$

the sum over $\{\mathbf{J}(\tau)\}$ in Eq. (24) can now be performed to obtain

$$e^S := \exp \left\{ \sum_{\tau=0}^{T-1} S(\tau) \right\} = \sum_{\{\mathbf{J}^{(tt)}\}} \sum_{\{\mathbf{J}^{(to)}\}} \sum_{\{\mathbf{J}^{(ot)}\}} \exp(\mathcal{L}_J) \quad (29)$$

$$S(\tau) = B(\tau) + D(\tau)$$

where $B(\tau)$ and $D(\tau)$ are given below. Let $[a]_{t,\tau}$ denote $a(t, \tau)$. We use $\sum_{k \neq j} w_{kj}(\tau) = N_t \int dt m(t, \tau) g(t, \tau)$ to find

$$B(\tau) = \ln \left\{ \int D[\hat{\mu} w m g] \exp \left(i \hat{\mu}(\tau+1) \left[N_t \int dt m(t, \tau+1) g(t, \tau+1) + \sum_{k \neq j} w_{kj}(\tau+1) - \sum_k \int dt [g x_k + m \hat{f}_k]_{t, \tau+1} \right] \right) \right. \\ \left. + \sum_{k \neq j \in \mathcal{T}} \ln 2 \cosh \left(\frac{\Psi_{kj}(\tau+1) + \beta h_{kj}^{(tt)}(\tau)}{N_t} - i w_{kj}(\tau+1) \right) \right\} \quad (30)$$

Next we introduce

$$X_{kl}(\tau) = J_{kl}^{(to)}(\tau) \frac{\Psi_{kl}(\tau) + \beta h_{kl}^{(to)}(\tau)}{\sqrt{N_t}} + J_{lk}^{(ot)}(\tau) \frac{\Psi_{lk}(\tau) + \beta h_{lk}^{(ot)}(\tau)}{\sqrt{N_t}}$$

$$e^{D(\tau)} = \sum_{\{J_{kl}^{(to)}(\tau), J_{lj}^{(ot)}(\tau) = \pm 1\}} \prod_{k \neq j \in \mathcal{T}} \left[\exp \left\{ \sum_{l \notin \mathcal{T}} X_{kl}(\tau) - \frac{i}{N_t} \int dt \sum_{l \notin \mathcal{T}} [J_{kl}^{(to)}(\tau) J_{lj}^{(ot)}(\tau) \hat{f}_k(t, \tau) x_j(t, \tau)] \right\} \right]$$

$$\simeq \sum_{\{J_{kl}^{(to)}(\tau), J_{lj}^{(ot)}(\tau)\}} \prod_{l \notin \mathcal{T}} \left[\exp \left\{ \sum_{k, j \in \mathcal{T}} X_{kl}(\tau) - i \int dt \left(\sum_{k \in \mathcal{T}} \frac{J_{kl}^{(to)}(\tau)}{\sqrt{N_t}} \hat{f}_k(t, \tau) \right) \cdot \left(\sum_{j \in \mathcal{T}} \frac{J_{lj}^{(ot)}(\tau)}{\sqrt{N_t}} x_j(t, \tau) \right) \right\} \right]$$

$$= \sum_{\{J_{kl}^{(to)}, J_{lj}^{(ot)}\}} \prod_{l \notin \mathcal{T}} \left[\int D y_l D z_l \exp \left\{ \sum_{k \in \mathcal{T}} X_{kl}(\tau) - i \int dt [y_l z_l]_{t, \tau} \right\} \times \int dt \left[\delta \left(z_l - \sum_{k \in \mathcal{T}} \frac{J_{kl}^{(to)}}{\sqrt{N_t}} \hat{f}_k \right) \cdot \delta \left(y_l - \sum_{j \in \mathcal{T}} \frac{J_{lj}^{(ot)}}{\sqrt{N_t}} x_j \right) \right]_{t, \tau} \right]$$

$$= \int D[y \hat{y} z \hat{z}] e^{i \sum_{l \notin \mathcal{T}} \int dt [z_l \hat{z}_l + y_l \hat{y}_l - z_l y_l]_{t, \tau}} \times \sum_{\{J_{kl}^{(to)}, J_{lk}^{(ot)}\}} \prod_{k \in \mathcal{T}, l \notin \mathcal{T}} \left[\exp \left\{ X_{kl}(\tau) - i \int dt [J_{kl}^{(to)} \hat{z}_l \hat{f}_k + J_{lk}^{(ot)} \hat{y}_l x_k]_{t, \tau} \right\} \right]$$

We now can perform the trace over all $J_{kl}^{(to)}$ and $J_{lk}^{(ot)}$ (keeping in mind that we restrict to the case of symmetric networks, i.e., $J_{ij}^{(tt)}(\tau) = J_{ji}^{(tt)}(\tau)$, for $(i, j) \in \mathcal{T}$ and $\mathbb{E} \left[\left(J_{ij}^{(to)}(\tau) - \hat{\lambda}(\tau)/\sqrt{N_t} \right) \left(J_{ji}^{(ot)}(\tau) - \tilde{\lambda}(\tau)/\sqrt{N_t} \right) \right] = N_t^{-1}$, for $i \in \mathcal{T}$ and $j \in \mathcal{O}$ to obtain

$$e^{D(\tau)} = \int D[y \hat{y}] D[z \hat{z}] D[q \hat{q}] D[Q \hat{Q}] D[K \hat{K}] \exp \left(N_t [i \psi + \Phi + \Omega] + \int dt \sum_{l \notin \mathcal{T}} [z_l \hat{z}_l + y_l \hat{y}_l - z_l y_l]_{t, \tau} \right) \quad (31)$$

where

$$\psi = \int dt dt' \left\{ q(t, t', \tau) \left[\hat{q}(t, t', \tau) + \frac{i}{2N_t} \sum_{l \notin \mathcal{T}} \hat{y}_l(t, \tau) \hat{y}_l(t', \tau) \right] + Q(t, t', \tau) \left[\hat{Q}(t, t', \tau) + \frac{i}{2N_t} \sum_{l \notin \mathcal{T}} \hat{z}_l(t, \tau) \hat{z}_l(t', \tau) \right] \right. \\ \left. + K(t, t', \tau) \left[\hat{K}(t, t', \tau) + \frac{i}{N_t} \sum_{l \notin \mathcal{T}} \hat{y}_l(t, \tau) \hat{z}_l(t', \tau) \right] \right\}$$

$$\Phi = -\frac{i}{N_t} \sum_{k \in \mathcal{T}} \int dt dt' \left[\hat{q}(t, t', \tau) x_k(t, \tau) x_k(t', \tau) + \hat{Q}(t, t', \tau) \hat{f}_k(t, \tau) \hat{f}_k(t', \tau) + \hat{K}(t, t', \tau) \hat{f}_k(t', \tau) x_k(t, \tau) \right]$$

$$\Omega = \frac{1}{N_t^2} \sum_{k \in \mathcal{T}, l \notin \mathcal{T}} \left[\frac{(\Psi_{kl}(\tau) + \beta h_{kl}^{(to)}(\tau))^2 + (\Psi_{lk}(\tau) + \beta h_{lk}^{(ot)}(\tau))^2}{2} \right. \\ \left. - i(\Psi_{kl}(\tau) + \beta h_{kl}^{(to)}(\tau)) \int dt \hat{z}_l(t, \tau) \hat{f}_k(t, \tau) - i(\Psi_{lk}(\tau) + \beta h_{lk}^{(ot)}(\tau)) \int dt \hat{y}_l(t, \tau) x_k(t, \tau) \right]$$

Substituting $\hat{y}_l(t, \tau) = z_l(t, \tau)$ and $\hat{z}_l(t, \tau) = y_l(t, \tau)$, that are obtained by varying the action wrt $y_l(t, \tau)$ and $z_l(t, \tau)$, respectively, we get

$$\begin{aligned} \psi &= \int dt dt' \left\{ q(t, t', \tau) \left[\hat{q}(t, t', \tau) + \frac{i}{2N_t} \sum_{l \notin \mathcal{T}} z_l(t, \tau) z_l(t', \tau) \right] + Q(t, t', \tau) \left[\hat{Q}(t, t', \tau) + \frac{i}{2N_t} \sum_{l \notin \mathcal{T}} y_l(t, \tau) y_l(t', \tau) \right] \right. \\ &\quad \left. + K(t, t', \tau) \left[\hat{K}(t, t', \tau) + \frac{i}{N_t} \sum_{l \notin \mathcal{T}} z_l(t, \tau) y_l(t', \tau) \right] \right\} \\ \Omega &= \frac{1}{N_t^2} \sum_{k \in \mathcal{T}, l \notin \mathcal{T}} \left[\frac{(\Psi_{kl}(\tau) + \beta h_{kl}^{(to)}(\tau))^2 + (\Psi_{lk}(\tau) + \beta h_{lk}^{(ot)}(\tau))^2}{2} \right. \\ &\quad \left. - i(\Psi_{kl}(\tau) + \beta h_{kl}^{(to)}(\tau)) \int dt y_l(t, \tau) \hat{f}_k(t, \tau) - i(\Psi_{lk}(\tau) + \beta h_{lk}^{(ot)}(\tau)) \int dt z_l(t, \tau) x_k(t, \tau) \right] \end{aligned}$$

We now have the full expression of \mathcal{L} in Eq. (25a)

$$\begin{aligned} \mathcal{L} &= \sum_{k \neq j \in \mathcal{T}} W_{kj} + \sum_{k \in \mathcal{T}, l \notin \mathcal{T}} \tilde{W}_{kl} + i \sum_{k \in \mathcal{T}} \left(\int dt E_k(t, \tau) - M_k(\tau) \right) \\ M_k &= \hat{\mu}(\tau) \int dt [gx_k + m\hat{f}_k]_{t, \tau} + \int dt dt' [\hat{q}(t, t', \tau) x_k(t, \tau) x_k(t', \tau) + \hat{Q}(t, t', \tau) \hat{f}_k(t, \tau) \hat{f}_k(t', \tau) + \hat{K}(t, t', \tau) \hat{f}_k(t', \tau) x_k(t, \tau)] \\ W_{kj} &= i\hat{h}_{kj}^{(tt)}(h_{kj}^{(tt)} - \theta_{kj}) + \ln \left[2 \cosh \left(\frac{\Psi_{kj}(\tau + 1) + \beta h_{kj}^{(tt)}(\tau)}{N_t} - i w_{kj}(\tau) \right) \right] - \ln \left[2 \cosh (\beta h_{kj}^{(tt)}(\tau)/N_t) \right] \\ \tilde{W}_{kl} &= \frac{(\Psi_{kl} + \beta h_{kl}^{(to)})^2}{2N_t} - i \frac{\Psi_{kl} + \beta h_{kl}^{(to)}}{N_t} \int dt y_l(t, \tau) \hat{f}_k(t, \tau) + i\hat{h}_{kl}^{(to)}(h_{kl}^{(to)} - \theta_{kl}) - \ln \left[2 \cosh \left(\frac{\beta h_{kl}^{(to)}}{\sqrt{N_t}} \right) \right] \\ &\quad + \frac{(\Psi_{lk} + \beta h_{lk}^{(ot)})^2}{2N_t} - i \frac{\Psi_{lk} + \beta h_{lk}^{(ot)}}{N_t} \int dt z_l(t, \tau) x_k(t, \tau) + i\hat{h}_{lk}^{(ot)}(h_{lk}^{(ot)} - \theta_{lk}) - \ln \left[2 \cosh \left(\frac{\beta h_{lk}^{(ot)}}{\sqrt{N_t}} \right) \right] \end{aligned}$$

Saddle-point conditions for $(B + \psi + \Phi)$ wrt m, g, q, Q and K ; \hat{q}, \hat{Q} and \hat{K} lead to

$$\left\{ \begin{array}{l} \frac{\partial(B + \psi + \Phi)}{\partial g} = 0, \quad \rightarrow m_*(t, \tau) = \langle x(t, \tau) \rangle_* \\ \frac{\partial(B + \psi + \Phi)}{\partial q} = 0, \quad \rightarrow \hat{q}_*(t, t', \tau) = -\frac{i\alpha}{2} \langle z(t, \tau) z(t', \tau) \rangle_* \\ \frac{\partial(B + \psi + \Phi)}{\partial Q} = 0, \quad \rightarrow \hat{Q}_*(t, t', \tau) = -\frac{i\alpha}{2} \langle y(t, \tau) y(t', \tau) \rangle_* \\ \frac{\partial(B + \psi + \Phi)}{\partial K} = 0, \quad \rightarrow \hat{K}_*(t, t', \tau) = -i\alpha \langle z(t, \tau) y(t', \tau) \rangle_* \end{array} \right\}, \quad \left\{ \begin{array}{l} \frac{\partial(B + \psi + \Phi)}{\partial m} = 0, \quad \rightarrow g_*(t, \tau) = \langle \hat{f}(t, \tau) \rangle_* \\ \frac{\partial(B + \psi + \Phi)}{\partial \hat{q}} = 0, \quad \rightarrow q_*(t, t', \tau) = \langle x(t, \tau) x(t', \tau) \rangle_* \\ \frac{\partial(B + \psi + \Phi)}{\partial \hat{Q}} = 0, \quad \rightarrow Q_*(t, t', \tau) = \langle \hat{f}(t, \tau) \hat{f}(t', \tau) \rangle_* \\ \frac{\partial(B + \psi + \Phi)}{\partial \hat{K}} = 0, \quad \rightarrow K_*(t, t', \tau) = \langle x(t, \tau) \hat{f}(t', \tau) \rangle_* \end{array} \right\} \quad (32)$$

where $\alpha = N_o/N_t$ and we have introduced a measure for the effective dynamics of a single gene x that evolves under all realizations of $(x, \hat{x}, f, \hat{f}, h, \hat{h}, w, \hat{\mu})$ as

$$\langle O(x, \hat{x}, f, \hat{f}, h, \hat{h}, w, \hat{\mu}) \rangle = \frac{\int Dy Dz D[x \hat{x} f \hat{f} h \hat{h} w \hat{\mu}] O e^{\mathcal{L}_*}}{\int Dy Dz D[x \hat{x} f \hat{f} h \hat{h} w \hat{\mu}] e^{\mathcal{L}_*}}, \quad \mathcal{L}_* = \sum_{\tau=0}^{T-1} [L_*(\tau) + S_*(\tau)] \quad (33)$$

where $S_*(\tau)$ denotes the action $S(\tau)$ evaluated at the saddle-point values $(m_*, g_*, q_*, \hat{q}_*, Q_*, \hat{Q}_*, K_*, \hat{K}_*)$. Additionally, from the normalisation $Z_J[\Psi = \mathbf{0}] = 1$, we have $\langle \hat{f}(t, \tau) \rangle_* = 0$ and $\langle \hat{f}(t, \tau) \hat{f}(t', \tau) \rangle_* = 0$. These imply that

$$g_*(t, \tau) = Q_*(t, t', \tau) = 0$$

Saddle-point conditions for $\tilde{W} = \sum_{k,l} \tilde{W}_{kl}$ wrt $h_{kl}^{(to)}$ and $\hat{h}_{kl}^{(to)}$; $h_{lk}^{(ot)}$ and $\hat{h}_{lk}^{(ot)}$ in the limit $\Psi_{kl}, \Psi_{lk} \rightarrow 0$ lead to

$$\hat{\lambda}(\tau+1) := \sqrt{N_t} \left\langle J_{kl}^{(to)}(\tau+1) \right\rangle = \sqrt{N_t} \left(\lim_{\Psi \rightarrow 0} \frac{\partial Z}{\partial \Psi_{kl}} \right) = \tanh \left(\frac{\beta}{\sqrt{N_t}} h_{kl}^{(to)}(\tau) \right) \quad (34a)$$

$$\tilde{\lambda}(\tau+1) := \sqrt{N_t} \left\langle J_{lk}^{(ot)}(\tau+1) \right\rangle = \sqrt{N_t} \left(\lim_{\Psi \rightarrow 0} \frac{\partial Z}{\partial \Psi_{lk}} \right) = \tanh \left(\frac{\beta}{\sqrt{N_t}} h_{lk}^{(ot)}(\tau) \right) \quad (34b)$$

Similar saddle-point calculations for $W = \sum_{k,j} W_{kj}$ yield $h_{kj}^{(tt)}(\tau) = \theta_{kj}(\tau)$ and

$$\left\langle J_{kj}^{(tt)}(\tau+1) \right\rangle := \lim_{\Psi \rightarrow 0} \frac{\partial Z}{\partial \Psi_{kj}} = \frac{1}{N_t} \tanh \left(\frac{\beta}{N_t} h_{kj}^{(tt)}(\tau) \right), \quad \rightarrow \hat{\mu}(\tau+1) = \tanh \left(\frac{\beta}{N_t} h_{kj}^{(tt)}(\tau) \right) \quad (35)$$

The final step consists of evaluating these $\hat{q}_*, \hat{Q}_*, \hat{K}_*$ as follows

$$\begin{aligned} \hat{q}_*(t, t', \tau) &= -\frac{i\alpha}{2} \left\langle \left(\sum_{\ell' \in \mathcal{T}} J_{\ell'}^{(to)}(\tau) \hat{f}_{\ell'}(t, \tau) \right) \left(\sum_{\ell \in \mathcal{T}} J_{\ell}^{(to)}(\tau) \hat{f}_{\ell}(t', \tau) \right) \right\rangle_* \\ &= -\frac{i\alpha}{2} \left(\sum_{\ell' \neq \ell} \left\langle J_{\ell'}^{(to)}(\tau) J_{\ell}^{(to)}(\tau) \hat{f}_{\ell'}(t, \tau) \hat{f}_{\ell}(t', \tau) \right\rangle_* + \sum_{\ell \in \mathcal{T}} \left\langle [J_{\ell}^{(to)}(\tau)]^2 \hat{f}_{\ell}(t, \tau) \hat{f}_{\ell}(t', \tau) \right\rangle_* \right) \\ &= 0 \end{aligned} \quad (36)$$

$$\begin{aligned} \hat{Q}_*(t, t', \tau) &= -\frac{i\alpha}{2} \left\langle \left(\sum_{\ell' \in \mathcal{T}} J_{\ell'}^{(ot)}(\tau) x_{\ell'}(t, \tau) \right) \left(\sum_{\ell \in \mathcal{T}} J_{\ell}^{(ot)}(\tau) x_{\ell}(t', \tau) \right) \right\rangle_* \\ &= -\frac{i\alpha}{2} \left(\sum_{\ell' \neq \ell} \left\langle J_{\ell'}^{(ot)}(\tau) J_{\ell}^{(ot)}(\tau) x_{\ell'}(t, \tau) x_{\ell}(t', \tau) \right\rangle_* + \sum_{\ell} \left\langle [J_{\ell}^{(ot)}(\tau)]^2 x_{\ell}(t, \tau) x_{\ell}(t', \tau) \right\rangle_* \right) \\ &= -\frac{i\alpha \tilde{\lambda}^2}{2} C(t, t', \tau) \\ \hat{K}_*(t, t', \tau) &= -i\alpha \left\langle \left(\sum_{\ell' \in \mathcal{T}} J_{\ell'}^{(to)}(\tau) \hat{f}_{\ell'}(t, \tau) \right) \left(\sum_{\ell \in \mathcal{T}} J_{\ell}^{(ot)}(\tau) x_{\ell}(t', \tau) \right) \right\rangle_* \\ &= -i\alpha \left(\sum_{\ell' \neq \ell} \left\langle J_{\ell'}^{(to)}(\tau) J_{\ell}^{(ot)}(\tau) \hat{f}_{\ell'}(t, \tau) x_{\ell}(t', \tau) \right\rangle_* + \sum_{\ell} \left\langle J_{\ell}^{(to)}(\tau) J_{\ell}^{(ot)}(\tau) \right\rangle_* K(t', t, \tau) \right) \\ &= -i\alpha \gamma_0 \left(iG(t', t, \tau) \right) \end{aligned} \quad (37)$$

where $K(t', t, \tau) = \left\langle \hat{f}_{\ell}(t, \tau) x_{\ell}(t', \tau) \right\rangle_*$ and $G(t', t, \tau) := \partial \langle x(t', \tau) \rangle_* / \partial \tilde{h}(t, \tau)$. The effective single-gene dynamics is generated by the following path probability:

$$\begin{aligned} P(\{x\}, \{f\}) &= \int D\hat{x} D\hat{f} \prod_{\tau=0}^{T-1} \left[\exp \left\{ i \int dt \left[\hat{x}(\partial_t + 1)x + i\sigma^2 \hat{x}^2 - \hat{x} \tanh(f) + \hat{f}(f - m_* \hat{\mu}(\tau) - \tilde{h}) \right] \right. \right. \\ &\quad \left. \left. - \alpha \int dt dt' \left[\tilde{\lambda}(\tau)^2 \frac{C(t, t')}{2} \hat{f}(t) \hat{f}(t') + i\gamma_0 G(t', t) x(t) \hat{f}(t') \right] \right\} \right] \end{aligned} \quad (38)$$

$$\begin{aligned} &= \int D\eta \prod_{\tau=0}^{T-1} \left[\delta(f - m_* \hat{\mu}(\tau) - \alpha \gamma_0 \int dt' G(t, t') x(t') - \eta - \tilde{h}) \delta \left[(\partial_t + 1)x - \tanh(f) - \xi \right] \right. \\ &\quad \left. \times \int D\hat{f} \exp \left\{ -\alpha \int dt dt' \tilde{\lambda}(\tau)^2 \frac{C(t, t')}{2} \hat{f}(t) \hat{f}(t') + i \int dt \hat{f}(t) \eta(t) \right\} \right] \\ &= \int D\eta P(\eta) \prod_{\tau=0}^{T-1} \left[\delta(f - m_* \hat{\mu}(\tau) - \alpha \gamma_0 \int dt' G(t, t') x(t') - \eta - \tilde{h}) \delta \left[(\partial_t + 1)x - \tanh(f) - \xi \right] \right] \end{aligned} \quad (39)$$

where $\eta(t, \tau)$ is a Gaussian noise with correlator $\langle \eta(t, \tau) \eta(t', \tau) \rangle = \alpha \tilde{\lambda}^2 C(t, t', \tau)$. The above equation results in the equivalent SDE form of Eq. (4). We note that the single-gene effective measure now can also be defined as

$$\begin{aligned} \langle O(\{x\}) \rangle_* &= \int Dx \left[\int D\eta P(\eta) P(\{x\}|\{\eta\}) \right] O(\{x\}) \\ &= \int D\eta P(\eta) O(\{x\}|\{\eta\}) \end{aligned} \quad (40)$$

where the conditional average $O(\{x\}|\{\eta\})$ is taken wrt the conditional probability

$$\begin{aligned} P(\{x\}|\{\eta\}) &:= \prod_{\tau=0}^{T-1} \prod_t \left\langle \delta(\partial_t x(t, \tau) + x(t, \tau) - \tanh(f(t, \tau)) - \xi(t, \tau)) \right\rangle_* \Big|_{f(t, \tau) = \kappa} \\ \kappa &= m_*(t, \tau) \mu(\tau) + \alpha \gamma_0 \int dt' G(t, t', \tau) x(t', \tau) + \eta(t, \tau) + \tilde{h}(t, \tau) \end{aligned} \quad (41)$$

B. Derivation of Eq. (19) for the outlier in the spectrum of the target-gene effective dynamics' Jacobian around the zero fixed point

In this section we consider only the coupling matrix \mathbf{J} that is achieved at the infinite generation $\tau \rightarrow \infty$. So all the τ -dependence can be dropped out in considering the x 's dynamics as well as in the notation of \mathbf{J} . Let us recall the key idea behind our derivation of the effective dynamics for a single target gene. Basically, we assume that for a pair of target genes k and j , their *effective* interaction consists of two parts: the direct target-target coupling $J_{kj}^{(tt)}$ and the indirect coupling induced by their common non-target neighbors $l \in \mathcal{O}$

$$\underline{J}_{kj}^{(tt)} = J_{kj}^{(tt)} + N_t^{-1} \sum_{l \notin \mathcal{T}} \underbrace{J_{kl}^{(to)} J_{lj}^{(ot)}}_{\Delta_{kj}} \quad (42)$$

After reaching a steady state, where $\hat{\mu}(\tau) := \langle J_{ij}^{(tt)}(\tau) \rangle \rightarrow \mu/N_t$ and $\hat{\lambda}(\tau) := \langle J_{ik}^{(to)} \rangle = \langle J_{kj}^{(ot)} \rangle \rightarrow \lambda/\sqrt{N_t}$ for $\tau \rightarrow \infty$, the form of Eq. (42) suggests us to consider each entry $\underline{J}_{ij}^{(tt)}$ of $\underline{\mathbf{J}}^{(tt)}$ as a random Gaussian variable whose mean is μ/N_t and variance is λ^2/N_t with a covariance between $\underline{J}_{ij}^{(tt)}$ and $\underline{J}_{ji}^{(tt)}$ quantified by a symmetry parameter $\Gamma \in [0, 1]$

$$\underline{J}_{ij}^{(tt)} = \mathcal{N}\left(\frac{\mu}{N_t}, \frac{\lambda^2}{N_t}\right), \quad \text{and } [\underline{J}_{ij}^{(tt)}, \underline{J}_{ji}^{(tt)}]_{\underline{\mathbf{J}}} = \frac{\Gamma \lambda^2}{N_t} \quad (43)$$

where we have used $[\cdot]_{\underline{\mathbf{J}}}$ to denote the average taken with respect to the ensemble of random realisations of $\underline{\mathbf{J}}^{(tt)}$ and $[a, b]_{\underline{\mathbf{J}}}$ to denote the covariance of a and b . In order to compute the outlier of spectrum of $\underline{\mathbf{J}}^{(tt)}$, we follow the approach described in [39], which shows that the outlier of $\underline{\mathbf{J}}^{(tt)}$, for $\mu \neq 0$, needs to satisfy [88, 89]

$$R(1 + \omega_{\text{outlier}}) = \frac{1}{\mu}, \quad R(\omega) := \frac{1}{N_t} \left[\sum_{i,j} R_{ij}(\omega) \right]_{\underline{\mathbf{J}}} \quad (44)$$

where R_{ij} are the entries of the resolvent $\mathbf{R}(\omega) = (\omega \mathbf{I}_{N_t} - \mathbf{z})^{-1}$, $z_{ij} = \underline{J}_{ij}^{(tt)} - \mu/N_t$ and \mathbf{I}_{N_t} is the N_t -by- N_t identity matrix. Using the Neumann series for \mathbf{R} , we have

$$R(\omega) = \frac{1}{N_t} \left[\sum_{i,j} (\omega \delta_{ij} - z_{ij})^{-1} \right]_{\underline{\mathbf{J}}} = \frac{1}{N_t} \left[\sum_{i,j} \left(\frac{\delta_{ij}}{\omega} + \frac{z_{ij}}{\omega^2} + \sum_k \frac{z_{ik} z_{kj}}{\omega^3} + \dots \right) \right]_{\underline{\mathbf{J}}} \quad (45)$$

We introduce the moment generating functional $\underline{Z}[\phi]$

$$\underline{Z}[\phi] = \int D[x \hat{x} f \hat{f}] \exp \left\{ i \sum_{k \in \mathcal{T}} \int dt E_k(t) - i \sum_{k,j \in \mathcal{T}} \int dt [\phi_{kj}(t) z_{kj}(t) + \underline{J}_{kj}^{(tt)} x_j(t) \hat{f}_k(t)] \right\} \quad (46)$$

where $E_k(t) = \lim_{\tau \rightarrow \infty} E_k(t, \tau)$ with $E_k(t, \tau)$ given by Eq. (21c). When taking the average $\left[\underline{Z}[\phi] \right]_{\underline{\mathbf{J}}}$, one needs to compute the average of the second exponent

$$H[\phi] = \left[\exp \left\{ -i \sum_{k,j \in \mathcal{T}} \int dt [\phi_{kj}(t) z_{kj}(t) + \underline{J}_{kj}^{(tt)} x_j(t) \hat{f}_k(t)] \right\} \right]_{\underline{\mathbf{J}}} \\ \propto \exp \left\{ -\frac{\lambda^2}{2N_t} \sum_{i,j} \left[\int dt (\phi_{ij} + x_j \hat{f}_i) \right]^2 - \frac{\Gamma \lambda^2}{2N_t} \sum_{i,j} \int dt dt' [\phi_{ij}(t) + x_j(t) \hat{f}_i(t)] \cdot [\phi_{ji}(t') + x_i(t') \hat{f}_j(t')] \right\} \quad (47)$$

Denoting

$$V_{ij} := \frac{\delta(\ln H)}{\delta \phi_{ij}(t)} = -\frac{\lambda^2}{N_t} \left\{ \int dt' [\phi_{ij}(t') + x_j \hat{f}_i(t')] + \Gamma \int dt' [\phi_{ji}(t') + x_i(t') \hat{f}_j(t')] \right\} \quad (48)$$

we can express the moments of z_{ij} via the derivatives of $H[\phi]$ averaged over the dynamical realisations of \mathbf{x} (this kind of averages is denoted by $\langle \cdot \rangle$) as, for example,

$$[z_{ij}]_{\underline{\mathbf{J}}} = i \frac{\delta Z}{\delta \phi_{ij}} \Big|_{\phi=0} = i \left\langle \frac{\delta \ln H}{\delta \phi_{ij}} \right\rangle \Big|_{\phi=0} = i \langle V_{ij} \rangle \Big|_{\phi=0}$$

This allows one to rewrite Eq. (45) as

$$R(\omega) = \frac{1}{N_t} \sum_{i,j} \left[\frac{\delta_{ij}}{\omega} + \frac{i}{\omega^2} \langle V_{ij} \rangle - \frac{1}{\omega^3} \sum_k \left\langle V_{ik} V_{kj} + \frac{\delta V_{ik}}{\delta \phi_{kj}} \right\rangle - \frac{i}{\omega^4} \sum_{k,l} \left\langle V_{ik} V_{kl} V_{lj} + V_{ik} \frac{\delta V_{kl}}{\delta \phi_{lj}} + \frac{\delta V_{ik}}{\delta \phi_{kl}} V_{lj} \right\rangle + \dots \right]_{\phi=0} \quad (49a)$$

We remark the two properties of V_{ik} (terms that are of order $O(N^{-1})$ are neglected), namely

$$\begin{cases} \frac{1}{N_t} \sum_{i,j,k} \left\langle \frac{\delta V_{ik}}{\delta \phi_{kj}} \right\rangle_{\phi=0} = -\frac{\Gamma \lambda^2}{N_t^2} \sum_{i,j,k} \delta_{ij} = -\Gamma \lambda^2 \\ \frac{1}{N_t} \sum_{i,j,k,l} \left\langle V_{ik} \frac{\delta V_{kl}}{\delta \phi_{lj}} \right\rangle_{\phi=0} = -\frac{\Gamma \lambda^2}{N_t} \sum_{i,j} \langle V_{ij} \rangle \Big|_{\phi=0} \end{cases} \quad (50)$$

After some calculations following the procedure detailed in [39], we find

$$R(\omega) = u(\omega) + v(\omega) \quad (51)$$

where

$$u(\omega) = \frac{1}{\omega} - \frac{1}{N \omega^3} \sum_{i,j,k} \left\langle \frac{\delta V_{ik}}{\delta \phi_{kj}} \right\rangle_{\phi=0} + \frac{1}{N \omega^5} \sum_{i,j,k,l,m} \left\langle \frac{\delta V_{ik}}{\delta \phi_{kl}} \frac{\delta V_{lm}}{\delta \phi_{mj}} + \frac{\delta V_{ik}}{\delta \phi_{mj}} \frac{\delta V_{lm}}{\delta \phi_{kl}} \right\rangle_{\phi=0} + \dots \quad (52)$$

$$v(\omega) = \frac{i u^2}{N} \sum_{i,j} \langle V_{ij} \rangle \Big|_{\phi=0} - \frac{u^3}{N} \sum_{i,j,k} \langle V_{ik} V_{kj} \rangle \Big|_{\phi=0} - \frac{i u^4}{N} \sum_{i,j,k,l} \langle V_{ik} V_{kl} V_{lj} \rangle \Big|_{\phi=0} + \dots \quad (53)$$

The function $u(\omega)$ can be obtained as a solution to the equation [39]

$$u(\omega) = \frac{\omega - \sqrt{\omega^2 - 4\Gamma \lambda^2}}{2\Gamma \lambda^2} \quad (54)$$

while for $v(\omega)$ we have

$$v(\omega) = \frac{u^2 \left[(1 + \Gamma) m \hat{f}_* + \Gamma u (Q_* m^2 + q_* \hat{f}_*^2 - 2\chi m \hat{f}_*) \right]}{1 - (1 + \Gamma) \chi u + \Gamma u^2 (\chi^2 - q_* Q_*)} \quad (55)$$

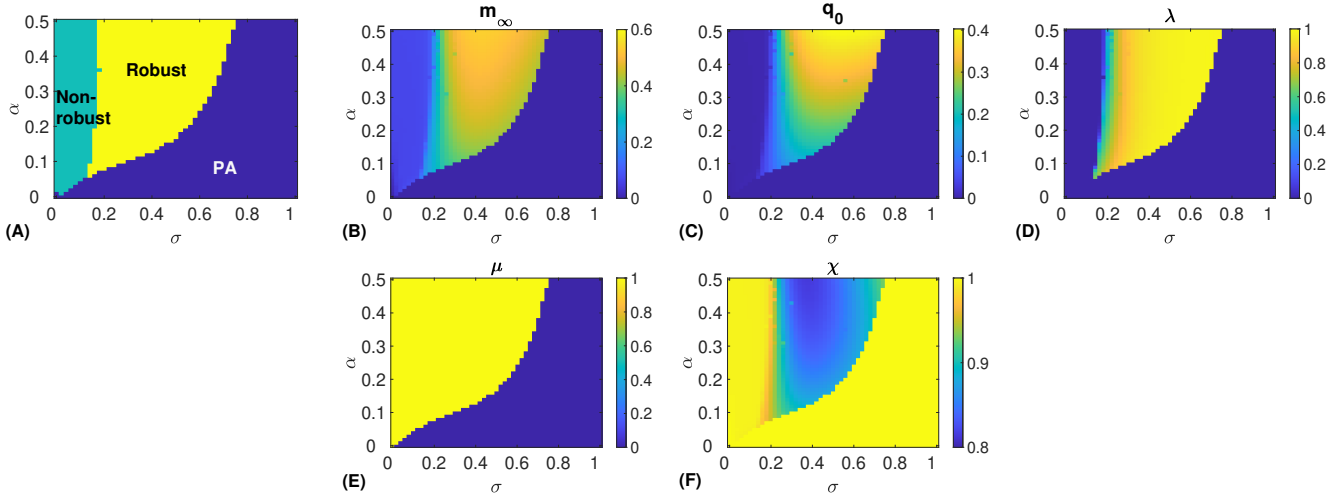


FIG. 3. Order parameters as function of $\alpha = N_o/N_t$ and σ at $\beta = 10$. (A) The model phase diagram. (B) Averaged activity of target genes m_∞ . (C) The intrinsic variance in the activity of target genes q_0 . (D) The average of target vs non-target coupling λ . (E) The average of target vs target coupling μ . (F) The integrated response of target spins χ .

Since $\hat{f}_* := \sum_k \hat{f}_k/N = 0$ and $Q_* = 0$, $v(\omega) = 0$. Therefore,

$$R(1 + \omega_{\text{outlier}}) = \frac{\omega_{\text{outlier}} + 1 - \sqrt{(\omega_{\text{outlier}} + 1)^2 - 4\Gamma\lambda^2}}{2\Gamma\lambda^2} = \frac{1}{\mu} \quad (56)$$

The solution to this equation reads

$$\omega_{\text{outlier}} = \frac{\Gamma\lambda^2 + \mu^2}{\mu} - 1 \quad (57)$$

From this equation one can immediately see that in the robust phase where $\mu = 1$, $\omega_{\text{outlier}} = \Gamma\lambda^2$. Since the Jacobian for the dynamics of target genes around the zero fixed point $\mathbf{0}$ is $\mathcal{J}_{ij} = -\delta_{ij} + \underline{J}_{ij}^{(tt)}$. The largest eigenvalue of \mathcal{J} is hence $\Gamma\lambda^2 - 1$, following Eq. (57). Since in the main text we restrict our consideration to the case of symmetric interactions, i.e. $\Gamma = 1$, the zero fixed point thus becomes marginally stable in the robust phase where both μ and λ tend to 1.

As a final remark, while it is possible to extend the above computation of the outlier to the more general case of non-zero fixed point, we leave it for future work. Instead of that, we can use a simple local stability analysis of x_* in Eq. (17) using an ansatz $x(t) = x_* + \varepsilon x_1(t)$, $\eta(t) = J_0\sqrt{q}\tilde{z} + \varepsilon\nu(t)$, $\langle \nu(t)\nu(t') \rangle = J_0^2 \langle x_1(t)x_1(t') \rangle$, where $\varepsilon \ll 1$ [23], allows us to conclude $x_*(\tilde{z}, z)$ is the unique stable fixed point if

$$\Sigma := \left[1 - J_0^2\chi(1 - f_0^2)\right]^2 - J_0^2(1 - f_0^2)^2 > 0. \quad (58)$$

We realise that $\Sigma = 1 > 0$ for the zero fixed point $(\mu, \lambda, x_*) = (0, 0, 0)$, $(\mu, 0, x_* \neq 0)$ and such $(\mu, \lambda, x_* \neq 0)$ that $f_0^2 = 1$. The latter case, however, can only happen if $\chi \rightarrow \infty$ and corresponds to a ferromagnetic-like solution with the target gene state is always on(off).

C. Additional results

In addition to the results in the main text, below we present the α vs σ phase diagrams in Fig. 3 and the phase diagram without rescaling the fitness by $1/\sqrt{\hat{q}(\tau)}$ in Fig. 4.

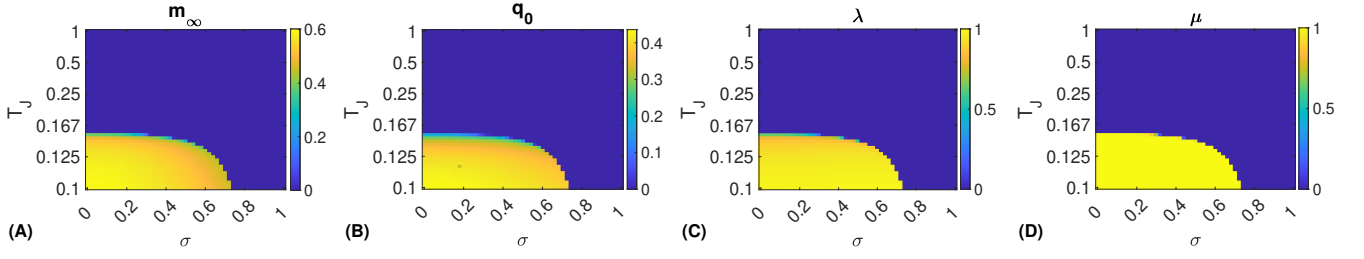


FIG. 4. Order parameters as function of $T_J = \beta^{-1}$ and σ at $\alpha = 0.5$. **(A)** Averaged activity of target genes m_∞ . **(B)** The intrinsic variance in the activity of target genes q_0 . **(C)** The average of target vs non-target coupling λ . **(D)** The average of target vs target coupling μ .