

Is Model Attention Aligned with Human Attention?

An Empirical Study on Large Language Models for Code Generation

Bonan Kou
Purdue University
West Lafayette, IN, USA
kou@purdue.edu

Shengmai Chen
Purdue University
West Lafayette, IN, USA
chen3301@purdue.edu

Zhijie Wang
University of Alberta
Edmonton, AB, Canada
zhijie.wang@ualberta.ca

Lei Ma
The University of Tokyo, Japan
University of Alberta, Canada
ma.lei@acm.org

Tianyi Zhang
Purdue University
West Lafayette, IN, USA
tianyi@purdue.edu

Abstract

Large Language Models (LLMs) have been demonstrated effective for code generation. Due to the complexity and opacity of LLMs, little is known about how these models generate code. To deepen our understanding, we investigate whether LLMs attend to the same parts of a natural language description as human programmers during code generation. An analysis of five LLMs on a popular benchmark, HumanEval, revealed a consistent misalignment between LLMs' and programmers' attention. Furthermore, we found that there is no correlation between the code generation accuracy of LLMs and their alignment with human programmers. Through a quantitative experiment and a user study, we confirmed that, among twelve different attention computation methods, attention computed by the perturbation-based method is most aligned with human attention and is constantly favored by human programmers. Our findings highlight the need for human-aligned LLMs for better interpretability and programmer trust.

CCS Concepts

• **Software and its engineering**; • **Computing methodologies**
→ **Natural language processing**

Keywords

Code Generation, Large Language Models, Explainability

ACM Reference Format:

Bonan Kou, Shengmai Chen, Zhijie Wang, Lei Ma, and Tianyi Zhang. 2023. Is Model Attention Aligned with Human Attention?: An Empirical Study on Large Language Models for Code Generation. In *Proceedings of ACM Conference (Conference'17)*. ACM, New York, NY, USA, 13 pages. <https://doi.org/10.1145/nnnnnnn.nnnnnnn>

Permission to make digital or hard copies of all or part of this work for personal or classroom use is granted without fee provided that copies are not made or distributed for profit or commercial advantage and that copies bear this notice and the full citation on the first page. Copyrights for components of this work owned by others than ACM must be honored. Abstracting with credit is permitted. To copy otherwise, or republish, to post on servers or to redistribute to lists, requires prior specific permission and/or a fee. Request permissions from permissions@acm.org.

Conference'17, July 2017, Washington, DC, USA

© 2023 Association for Computing Machinery.

ACM ISBN 978-x-xxxx-xxxx-x/YY/MM...\$15.00

<https://doi.org/10.1145/nnnnnnn.nnnnnnn>

1 Introduction

Recently, Large Language Models (LLMs) have achieved tremendous success in code generation [3, 4, 20, 21, 24, 25, 30, 36, 82]. For instance, a recent study shows that Codex can correctly solve 28.8% of 164 Python programming tasks by only generating one sample code [21]. The success rate increases to over 70.2% when generating 100 code samples.

Despite the great stride, it remains unclear how LLMs generate the correct code from natural language. This is largely attributed to the size and complexity of LLMs. For example, the original Codex model contains 12 billion parameters, which is too large to be interpreted [21]. Several recent studies investigated the explainability of LLMs for code [40, 44, 81, 92]. They either used a probing task to understand what properties have been learned by LLMs for code [40, 44] or analyzed the self-attention values produced by LLMs [81, 92]. None of them analyzed whether an LLM generates the code in a way similar to a human programmer. Furthermore, all of them only experimented with one explanation method. There is a lack of comprehensive analysis of different explanation methods for LLM-based code generation models.

To bridge the gap, we made the first effort to unveil the code generation process of LLMs by analyzing *which parts of human language an LLM attends to when generating code*. We present a large-scale study that examines the attention alignment between five LLMs and human programmers on 164 Python programming tasks from HumanEval [21], the benchmark developed by OpenAI to evaluate Codex and subsequent models. The intuition is that LLMs should generate code based on salient words from an NL description similar to human programmers rather than trivial tokens.

Since none of the existing code generation benchmarks contain programmer attention information (i.e., which words or phrases a programmer pays attention to when writing code), we curated the first programmer attention dataset based on the 164 programming tasks from HumanEval [21]. We captured programmers' attention by asking two experienced programmers to manually label words and phrases that they considered important to solve each programming task. Furthermore, to capture the attention of LLMs, we implemented twelve different attention calculation methods based on the XAI literature, including six *self-attention-based*, four *gradient-based*, and two *perturbation-based* methods. To ensure our findings

generalize across different LLMs, we experimented with five different pre-trained LLMs, including InCoder [25], CodeGen [56], PolyCoder [87], CodeParrot [1], and GPT-J-6B [82].

We investigated the following research questions in this study:

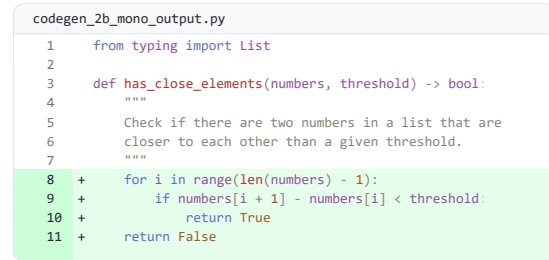
- RQ1 To what extent is model attention aligned with human attention?
- RQ2 Do LLMs with higher code generation accuracy have better alignment with real programmers?
- RQ3 What is the impact of different attention calculation methods on attention alignment?
- RQ4 Which attention calculation method is most preferred by real programmers?

Our study reveals several important insights into the code generation process of LLMs. First, we find a consistent misalignment between the LLM and human programmers in all five models, regardless of the attention calculation methods. This implies that LLMs do not attend to the same parts of natural language as real programmers do during code generation, raising concerns about the robustness and generalizability of LLM-based code generation models. Furthermore, we do not find a significant correlation between model accuracy and attention alignment. This implies that more accurate code generation models do not necessarily align better with real programmers. They may simply fit the training data better than other models. Finally, perturbation-based methods produce model attention that aligns the best with programmer attention, and they are also the most preferred by real programmers. This suggests that researchers and developers may want to leverage perturbation-based methods to interpret LLMs in code generation.

Based on these findings, we summarize several opportunities for future research in LLM-based code generation. First, it is critical to establish a better understanding of the code generation process and investigate the impact of model-programmer misalignment on model robustness and generalizability. Second, given the availability of the new programmer attention dataset, it is worthwhile developing new attention-based training or finetuning methods to enforce the alignment between LLMs and real programmers. Furthermore, it is intriguing to investigate whether human-aligned LLMs are indeed more accurate, robust, and generalizable compared with un-aligned models.

In summary, this paper makes the following contributions:

- We conducted the first comprehensive study on the attention alignment of LLMs and human programmers on 164 Python programming tasks, highlighting the importance of understanding the code generation process of LLMs.
- We distilled a set of implications and practical guidelines for developing future LLM-based code generation models and explanation methods for those models.
- We made publicly available the first programmer attention dataset for 164 Python tasks, which can be used to develop new human-aligned models and evaluate new XAI methods for code generation models.



```

codegen_2b_mono_output.py
1  from typing import List
2
3  def has_close_elements(numbers, threshold) -> bool:
4      """
5      Check if there are two numbers in a list that are
6      closer to each other than a given threshold.
7      """
8      + for i in range(len(numbers) - 1):
9      +     if numbers[i + 1] - numbers[i] < threshold:
10     +         return True
11     + return False

```

Figure 1: An example of a Python function generated by CodeGen [56]. The generated code is highlighted in green.

2 Background

This section formally defines code generation and describes the popular benchmarks and metrics for code generation. Then, it introduces the concept of model attention and describes three kinds of attention calculation methods from the XAI literature.

2.1 Code Generation, Benchmarks, and Metrics

Code generation generally refers to any tasks that produce code. Based on the types of input received by a model, code generation tasks can be categorized into predicting from natural language [14], predicting from incomplete code context in an IDE [11, 65], predicting from examples or test cases [29, 37], predicting from code written in another language (i.e., code translation) [53, 67], predicting from buggy code (i.e., program repair) [28], etc. Furthermore, based on the types of generated code, code generation tasks can be categorized into next token (e.g., API call, variable name) prediction [32, 34, 65], single statement completion [54, 62, 76], function completion [21, 43, 84, 87], etc.

In this work, we focus on code generation tasks that generate a function from a natural language description. Since the breakthrough from OpenAI Codex and GitHub Copilot in 2021, this kind of code generation task has become increasingly popular in the research community. In this task setting, given a function header and a task description in natural language, an LLM is expected to complete the function according to the task description. Figure 1 shows an example.

Code generation models are often evaluated on crowd-sourced programming benchmarks. OpenAI developed a Python programming benchmark called HumanEval and used it to evaluate the original Codex model and its variants [21]. HumanEval [21] includes 164 Python programming tasks and ground-truth solutions. It is by far the most popular benchmark and has been used to evaluate most LLM-based code generation models. Besides, MBPP is a large benchmark [6] with about 1,000 crowd-sourced entry-level Python programming problems and solutions. CodeXGLUE is another large benchmark that not only covers code generation tasks but also code translation and code summarization tasks [48]. APPS includes 10K coding practice tasks from multiple websites such as CodeWars and AtCoder [33]. CodeContests includes 13.5K coding competition tasks with more test cases than APPS [43].

Two types of metrics are often used to evaluate the performance of LLM-based code generation models. First, since many of the aforementioned benchmarks include test cases, one can simply

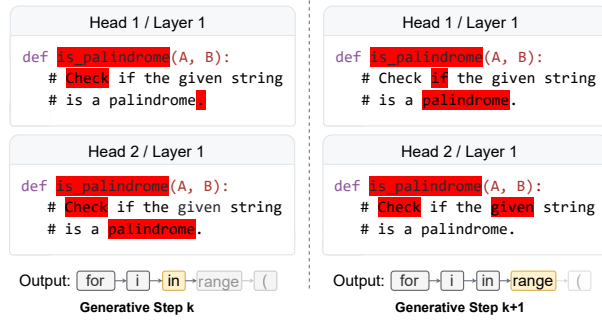


Figure 2: Most important tokens recognized by different attention heads in the first layer of CodeGen [56] at different generative steps.

run the test cases to evaluate the correctness of generated code. A typical metric in this category is *Pass@k*, which is initially proposed by OpenAI [14]. *Pass@k* measures the number of correctly solved programming tasks where k refers to the number of code samples generated by the LLM. If any of the k samples pass all test cases in a task, the task is considered correctly solved. For example, the Codex model achieves 28.8% in *Pass@1* and 70.2% in *Pass@100*. Since the number of test cases is limited, passing all test cases of a task does not necessarily mean the generated code is fully correct. Thus, prior work also measures the similarity between generated code and a ground-truth solution as a proxy for correctness. BLEU [57] and CodeBLEU [63]) are commonly adopted similarity metrics.

2.2 Model Attention

In this work, we use *model attention* to refer to the importance of different tokens in a NL description to the generated code. It implies which parts of the input the model “attends” to during code generation. This idea resembles *feature importance* [35], *saliency map* [55], and *feature attribution* [52] in the XAI literature. Below we describe three kinds of attention calculation methods from the XAI literature.

2.2.1 Self-attention-based Methods Transformer-based language models often adopt a self-attention mechanism to account for long-term dependency in text data. Thus, the most straightforward way to compute model attention is to leverage the self-attention scores from a transformer-based model [16, 26, 42, 79]. However, a challenge here is to decide on a proper way to aggregate the self-attentions from different attention heads in different attention layers. For example, GPT-3 has 96 attention layers, each with 96 attention heads. Different heads often attend to different parts of the input. For instance, Figure 2 shows the self-attention scores at the first layers of two different attention heads in CodeGen [56] when generating two different tokens. Several recent works have either summed the attention from all transformer layers [92] or extracted lexical attention from the first transformer layer [91]. However, to the best of our knowledge, there are no standards for aggregating self-attention scores.

2.2.2 Gradient-based Methods Gradient-based methods leverage the gradients of the model’s predictions with respect to the input features to calculate the model’s attention. The calculation of

gradient-based methods includes two different steps: (1) perform a forward pass of input of interest, and (2) calculate gradients using backpropagation through the neural network’s layers. By analyzing the magnitudes of these gradients, these methods can identify which input tokens are most influential in determining the output. For example, *Integrated Gradients* is a gradient-based method that computes the integral of the gradients of the model’s output with respect to each input feature [18, 71, 75].

2.2.3 Perturbation-based Methods Different from the previous two categories of methods, perturbation-based methods [79, 86] are model-agnostic. These methods first perturb the model’s input and then calculate the model’s attention based on the output differences. LIME [64] and SHAP [49] are two popular perturbation-based methods. LIME [64] generates a local explanation by approximating the specific model predictions with a simpler model (e.g., a linear classifier). SHAP [49] enhances LIME by perturbing the input based on game theory and uses Shapely value to estimate different tokens’ importance. These methods usually require a large number of perturbed samples to ensure estimation accuracy. Besides, LIME and SHAP only perturb an input by deleting tokens, which may significantly change the meaning or the structure of an input. To address this limitation, more recent perturbation-based methods choose to substitute tokens with similar or semantically related tokens in the context [45, 86]. They often use a masked language model such as BERT [19] to predict similar or semantically related tokens to substitute existing tokens in an input.

3 Programmer Attention Dataset

Since none of the existing code generation benchmarks contain programmer attention information (i.e., which words or phrases a programmer considers important when writing code), we first created the first programmer attention dataset based on the 164 programming tasks from HumanEval [21]. The first two authors, who have more than five years of programming experience, manually labeled the words and phrases they considered important to solve a programming task in the task description.

Before the labeling process, the two labelers went through several tasks together to familiarize themselves with the programming tasks and the code solutions. During the labeling process, the two labelers first independently labeled 20 task descriptions. This first round of labeling had a Cohen’s Kappa score of 0.68. The two labelers discussed the disagreements and summarized four kinds of keywords they both considered important:

- **Data types:** Keywords that describe the types of data that the code should input or output, such as “string”, “number”, or “list”.
- **Operators:** Keywords that describe the operations that the code should perform on the data, such as “compare”, “sort”, “filter”, or “search”.
- **Conditionals:** Keywords that signal the conditions under which the code should execute, such as “if”, “else”, “when”, and “for”.
- **Properties:** Important properties of the manipulated data and operations, including quantifiers (e.g., “all”, “one”), adjectives (e.g., “first”, “closer”), and adverbs (e.g., “every”, “none”).

With these four types of keywords in mind, they continued to label another 20 task descriptions. The Cohen’s Kappa score of

Table 1: Distribution of different types of keywords labeled as important by programmers.

	Min	Max	Mean	Median
Data type	0	11	2.0	1.5
Operator	1	8	3.4	3.0
Conditional	0	14	2.8	2.0
Property	2	20	4.6	3.0
Labeled Keywords	4	39	12.9	11.0
Task description	16	340	93.2	78.0

Table 2: Task description examples labeled with data type, operator, conditional, and property keywords.

Task Description 1
Given a positive floating point number, it can be decomposed into integer parts and decimals. Return the decimal part of the number.
Task Description 2
Out of list of strings , return the longest one. Return the first one in case of multiple strings of the same length. Return None in case the input list is empty .

this round of labeling increased to 0.72, indicating a substantial agreement [51]. After resolving the disagreement, they continued to label the remaining 124 task descriptions. In the end, they discussed their labels and resolved all disagreements in their labels.

Table 1 shows the statistics of our programmer attention dataset. On average, each task description has 93 words, among which 10 words are considered important by both labelers. Among all four types of keywords, *property* keywords (35.6%) are labeled the most frequently by the two labelers, followed by *operators* (26.3%), *conditional* (21.7%), and *data types* (15.5%). Table 2 shows two examples of labeled task descriptions. The four types of keywords are labeled in different colors.

4 Methodology

This section describes the study design and methodology to answer the research questions listed in Section 1.

4.1 Code Generation Models

In this study, we select five SOTA code generation models (Table 3). We select these models considering their availability, diversity, and computational requirements. Table 3 shows the details about each model and its performance on the HumanEval benchmark. We describe each model below.

- **InCoder-6.7B** [25] is a recently published open-source transformer language model from Facebook AI. It is trained on 159GB permissively licensed code from GitHub, GitLab, and Stack Overflow. Compared with other LLMs, it adopts a new causal masking objective, which allows it to infill blocks of code conditioned on the arbitrary left and right contexts. We used the largest pre-trained model released by Facebook, including 6.7B parameters and 32 transformer layers.

Table 3: Code generation models included in this study.

Model	Layer	Head	Performance		
			Pass@1	Pass@10	Pass@100
InCoder-6.7B	32	32	15.20%	27.80%	47.00%
PolyCoder-2.7B	32	32	5.59%	9.84%	17.68%
CodeGen-2.7B	32	32	23.70%	36.64%	57.01%
CodeParrot-1.5B	48	25	3.58%	8.03%	14.96%
GPT-J-6B	28	16	11.62%	15.74%	27.74%

- **PolyCoder-2.7B** [87] is an open-source model from CMU. It is based on the GPT-2 architecture and is designed to be the open-source counterpart of OpenAI Codex, since Codex is not open-sourced. It is trained on 249GB of code and has 2.7B parameters.
- **CodeGen-Mono-2.7B** [56] is an open-source model from Salesforce Research. It follows a standard transformer autoregressive model architecture with rotary position embedding. We use the CodeGen model that is trained on 217GB Python code and has 2.7B parameters.
- **CodeParrot-1.5B** [1] is another open-source effort of training a GPT-2 model for code generation. It is trained on 180GB Python Code and has 1.5B parameters.
- **GPT-J-6B** [82] is an open-source model from EleutherAI. It adopts a transformer architecture similar to GPT-3. It is trained on 825 GB text data, which includes 95GB code from GitHub.

4.2 Model Attention Calculation

We experimented with twelve attention calculation methods from three different categories: six *self-attention-based* methods, four *gradient-based* methods, and two *perturbation-based* methods.

4.2.1 Self-attention-based methods. Given that LLMs have multiple attention layers, there is currently no consensus on what is the right way to aggregate those self-attentions to explain LLMs. Zeng et al. [91] show that the first attention layer is indicative of which tokens the model attends to, while Wan et al. [81] show that deeper attention layers are better at capturing long-distance dependencies and program structure. In order to perform a comprehensive analysis, we decide to experiment with three settings: (1) only using the first attention layer (denoted as *first*), (2) only using the last attention layer (denoted as *last*), and (3) using all attention layers (denoted as *all*). To aggregate self-attentions across different attention heads in a layer, we follow the previous work [92] by summing the attention values from different heads. Finally, since LLMs generate code in an autoregressive manner, their attention changes in each step as they read more tokens from the input and as they generate more code. We are curious about what the model has attended as they read the input as well as what the model has attended as they generate code. So we consider two experiment settings: (1) summing up the attention scores assigned to each token during the input reading process (denoted as *READING*), and (2) summing up the attention scores assigned to each token during the code generation process (denoted as *CODING*). Given the three settings in layer-wise attention aggregation and the two settings in step-wise attention aggregation, we have a total of six experiment settings: *READING_first*, *CODING_first*, *READING_last*, *CODING_last*, *READING_all*, and *CODING_all*.

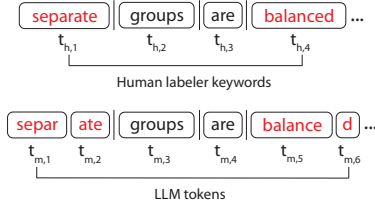


Figure 3: Mapping LLM sub-tokens back to NL words

4.2.2 Gradient-based methods. We consider two different methods to calculate gradient-based model attention: (1) *Saliency* [74], and (2) *Input×Gradient* [72]. The saliency method calculates the model’s attention by computing model gradients with respect to the input. Given a LLM \mathcal{F} , suppose an input is $X = [x_1, x_2, \dots, x_n]$, where n is the length of the input. The attention s_i on x_i is calculated as:

$$s_i = \frac{\partial \mathcal{F}(X)}{\partial x_i} \quad (1)$$

Different from the saliency method, *Input×Gradient* further multiplies gradients with the input’s embedding values. The attention s_i on x_i is calculated as:

$$s_i = x_i \cdot \frac{\partial \mathcal{F}(X)}{\partial x_i} \quad (2)$$

Similar to self-attentions, gradients also change constantly at each generative step. Thus, we also experimented with the two step-wise attention aggregation settings as in the self-attention methods. The combination of the two gradient calculation methods with the two step-wise aggregation settings results in four gradient-based methods—*Input×Gradient_reading*, *Input × Gradient_coding*, *Saliency_reading*, and *Saliency_coding*.

4.2.3 Perturbation-based methods. We consider two different perturbation-based methods: (1) *SHAP* [49], which masks the input prompt through deleting some tokens, and (2) *BERT Masking* [86], which masks the input prompt through substituting a token with its masked language modeling prediction result from BERT.

- *SHAP*. We use its official implementation’s default settings to calculate model’s attention (SHAP scores) on different tokens. We aggregate SHAP scores on predicting different tokens by summing them up.
- *BERT Masking*. We first use a general pre-trained BERT model’s prediction to replace one token from the input prompts. Then we calculate the model’s attention on this token by calculating BLEU score [57] between the prediction results with/without *BERT Masking*. We iterate through all tokens in the input prompts to obtain model’s attention on different tokens.

4.3 Attention Alignment Measurement

The attention scores calculated by these methods cannot be directly compared to keywords selected by human labelers ($keywords_h$) due to different tokenization methods used by LLMs. For example, in Figure 3, the word “separate” is tokenized into two tokens: “separ” and “ate” through byte pair encoding (BPE). Therefore, we develop a method to automatically map LLM tokens back to NL words and calculate the attention alignment score. For an input text, suppose the

human labeler divides it into N words: $\{t_{h,1}, t_{h,2}, \dots, t_{h,N}\}$, while the model’s tokenizer splits it into M tokens: $\{t_{m,1}, t_{m,2}, \dots, t_{m,M}\}$. We calculate the model’s attention on i th keyword $t_{h,i}$ as the sum of attention of all tokens that overlap with $t_{h,i}$:

$$s_{h,i} = \sum_{\{t_{m,j} \cap t_{h,i} \neq \emptyset\}} s_{m,j} \quad (3)$$

The model’s attention on each natural language word is the sum of the attention scores of all LLM tokens that overlap with this particular word. For example, the attention of the keyword *separate* ($t_{h,1}$) is the sum of LLM’s attention on two tokens *separ* ($t_{m,1}$) and *ate* ($t_{m,2}$) in Figure 3. Then, we select the Top K words with the highest attention as $keyword_m$.

In our study, we measure the alignment between models’ and programmers’ attention using two metrics: keyword coverage rate and Cohen’s Kappa score [17]. For the keyword coverage rate, we calculate the percentage of $keyword_h$ covered in $keyword_m$ as Eq. 4.

$$\frac{|keyword_m \cap keyword_h|}{|keyword_h|} \quad (4)$$

Cohen’s Kappa score measures inter-labeler agreement for categorical variables [17]. We consider each model as an ‘additional labeler’. Thus it is possible to calculate the agreement between human labelers and the model via Cohen’s Kappa score.

4.4 User Study Design

To answer RQ4, we conduct a user study to evaluate the different attention calculation methods. We recruit 22 CS students through the department mailing lists from an R1 university. Participants have an average of 5.62 years of programming experience. We randomly selected 8 task descriptions from the HumanEval dataset. We fed these tasks descriptions to CodeGen, the best-performing model on HumanEval among the five LLMs in our experiment, for code generation. For each output, we calculate CodeGen’s attention with the top 3 attention calculation methods that best align with human labels in our quantitative study (Sec. 5.3). They are *CODING_last*, *Input × Gradient_all*, and *SHAP*. In each user study, participants first read the task description to understand the programming task and then read the code generated by CodeGen. For each attention method, we render a highlighted version of the task description, where the top 10 attended tokens are highlighted based on the attention scores computed by the method. Participants were then asked to rate each attention method by indicating their agreement with the following three statements on a 7-point scale (1=Completely disagree, 7=Completely agree).

- Q1 *This attention map aligns with my attention when reading the natural language prompt.*
- Q2 *This attention explains why the model succeeded in/failed at generating the correct code.*
- Q3 *I want to see this attention when working with code generation models in real life.*

The order of different attention calculation methods is randomized to mitigate the learning effect. We also do not reveal the names of the attention calculation methods to reduce bias. At the end of the user study, participants answer three open-ended questions about different attention calculation methods and the user study design. These questions include:

Table 4: Human-model attention alignment calculated by different methods in terms of keyword coverage and Cohen’s Kappa agreement level (in parentheses). The highest coverage is highlighted in yellow when considering the top 5, 10, and 20 keywords.**(a) Perturbation-based methods.**

Method	BERT masking			SHAP		
	Top 5	Top 10	Top 20	Top 5	Top 10	Top 20
InCoder	11.9%(0.06)	22.6%(0.11)	41.2%(0.15)	12.4%(0.07)	25.6%(0.15)	36.3%(0.18)
CodeGen	11.9%(0.06)	20.8%(0.1)	39.3%(0.14)	13.0%(0.07)	26.8%(0.13)	43.1%(0.17)
CodeParrot	9.1%(0.02)	18.7%(0.06)	36.3%(0.12)	14.0%(0.09)	25.7%(0.12)	43.1%(0.16)
GPT-J-6B	12.8%(0.08)	24.2%(0.13)	41.5%(0.15)	14.4%(0.08)	26.2%(0.13)	43.7%(0.17)
PolyCoder	12.4%(0.07)	24.4%(0.12)	40.5%(0.14)	14.2%(0.09)	25.8%(0.13)	44.1%(0.17)

(b) Gradient-based methods

Method	Input×Gradient _{reading}			Input×Gradient _{coding}		
	Top 5	Top 10	Top 20	Top 5	Top 10	Top 20
InCoder	1.3%(-0.06)	5.9%(-0.06)	18.9%(-0.05)	3.1%(-0.04)	8.5%(-0.04)	25.1%(0.0)
CodeGen	2.3%(-0.05)	8.8%(-0.04)	28.7%(0.01)	5.0%(-0.01)	13.3%(0.0)	33.1%(0.04)
CodeParrot	1.6%(-0.05)	8.1%(-0.04)	25.7%(0.0)	4.5%(-0.02)	12.9%(0.0)	31.6%(0.03)
GPT-J-6B	0.7%(-0.06)	8.5%(-0.04)	29.1%(0.02)	2.4%(-0.04)	12.1%(-0.01)	35.5%(0.06)
PolyCoder	0.4%(-0.07)	7.7%(-0.05)	25.7%(0.0)	0.9%(-0.06)	10.8%(-0.02)	31.7%(0.03)

Method	Saliency _{reading}			Saliency _{coding}		
	Top 5	Top 10	Top 20	Top 5	Top 10	Top 20
InCoder	1.2%(-0.06)	5.7%(-0.07)	19.0%(-0.05)	2.9%(-0.04)	8.4%(-0.04)	23.6%(-0.01)
CodeGen	1.5%(-0.06)	7.8%(-0.04)	28.6%(0.01)	4.2%(-0.02)	11.4%(0.0)	31.9%(0.03)
CodeParrot	3.6%(-0.03)	11.3%(-0.01)	29.8%(0.02)	3.6%(-0.03)	11.3%(-0.01)	29.8%(0.02)
GPT-J-6B	0.3%(-0.07)	7.5%(-0.05)	28.6%(0.01)	1.8%(-0.05)	10.8%(-0.02)	34.2%(0.05)
PolyCoder	0.3%(-0.07)	6.8%(-0.06)	25.8%(0.0)	0.8%(-0.06)	10.6%(-0.03)	30.9%(0.02)

- Q4 Are you interested to know how the LLM generates the code?
 Q5 What do you want to find out about the internal code generation process in LLM?
 Q6 Do you trust this LLM? What do you need to know to improve the trust of the LLM?

5 Results

5.1 RQ1: To what extent is model attention aligned with human attention?

To answer this question, we collect the top K keywords that an LLM attends to and compares them with the keywords labeled as important in the programmer attention dataset. Since the average of labeled keywords per task description is 12.9 (Table 1), we set K to 5, 10, 20. As described in Section 4.3, we use two metrics, *keyword coverage rate* and *Cohen’s Kappa* to measure the attention alignment between LLMs and human programmers.

Table 4a, Table 4b, and Table 4c present the attention alignment results when computing attention scores with *perturbation-based*, *gradient-based*, and *self-attention-based* methods, respectively. We find that the two perturbation-based methods consistently achieve better alignment with programmer attention by a large margin compared with methods in the other two categories in all settings. Section 5.3 compares different attention calculation methods in detail. Here, we focus on interpreting the results of perturbation-based methods for brevity.

For all five LLMs, both keyword coverage and Cohen’s Kappa increase as more keywords are considered. However, even when K is 20, the keyword coverage is still below 50%. In addition, Cohen’s Kappa is always below 0.2, which indicates little or no alignment [51]. These results suggest a consistent attention misalignment between LLMs and programmers when generating code. Table 5 shows an example of attention misalignment between human programmers and CodeGen when calculating attention with SHAP.

(c) Self-attention-based methods.

Method	READING _{first}			CODING _{first}		
	Top 5	Top 10	Top 20	Top 5	Top 10	Top 20
InCoder	1.4%(-0.06)	8.5%(-0.03)	25.2%(0.0)	3.6%(-0.03)	12.8%(0.0)	31.7%(0.03)
CodeGen	0.7%(-0.07)	3.3%(-0.08)	18.5%(-0.04)	0.8%(-0.06)	5.3%(-0.06)	25.8%(0.0)
CodeParrot	1.5%(-0.05)	6.9%(-0.05)	26.4%(0.0)	2.9%(-0.04)	8.5%(-0.03)	22.1%(-0.02)
GPT-J-6B	1.0%(-0.06)	3.5%(-0.08)	17.4%(-0.05)	1.9%(-0.05)	11.4%(-0.02)	30.4%(0.02)
PolyCoder	1.6%(-0.05)	7.1%(-0.05)	22.0%(-0.02)	2.1%(-0.04)	6.2%(-0.05)	19.4%(-0.04)

Method	READING _{last}			CODING _{last}		
	Top 5	Top 10	Top 20	Top 5	Top 10	Top 20
InCoder	5.2%(-0.01)	15.2%(0.02)	33.8%(0.05)	3.9%(-0.02)	12.4%(0.0)	29.4%(0.02)
CodeGen	1.8%(-0.05)	6.5%(-0.04)	23.8%(0.0)	0.9%(-0.09)	2.5%(-0.08)	14.8%(-0.06)
CodeParrot	1.8%(-0.05)	9.5%(-0.03)	25.2%(0.01)	1.1%(-0.06)	4.3%(-0.07)	16.8%(-0.05)
GPT-J-6B	1.2%(-0.06)	7.6%(-0.05)	24.0%(-0.01)	1.4%(-0.06)	6.0%(-0.06)	22.0%(-0.02)
PolyCoder	2.4%(-0.04)	7.0%(-0.05)	21.3%(-0.03)	2.5%(-0.04)	7.1%(-0.04)	22.4%(-0.02)

Method	READING _{all}			CODING _{all}		
	Top 5	Top 10	Top 20	Top 5	Top 10	Top 20
InCoder	3.6%(-0.03)	9.1%(-0.03)	25.9%(0.0)	3.1%(-0.04)	10.4%(-0.03)	27.7%(0.01)
CodeGen	2.4%(-0.04)	8.1%(-0.03)	22.8%(-0.01)	2.7%(-0.04)	10.8%(-0.01)	25.9%(0.0)
CodeParrot	1.6%(-0.05)	7.0%(-0.05)	25.6%(0.0)	1.9%(-0.05)	6.7%(-0.05)	19.6%(-0.04)
GPT-J-6B	2.1%(-0.05)	6.0%(-0.06)	19.6%(-0.04)	1.4%(-0.04)	7.9%(-0.05)	22.9%(0.0)
PolyCoder	2.1%(-0.05)	6.0%(-0.06)	19.6%(-0.04)	2.4%(-0.04)	7.6%(-0.04)	24.7%(0.0)

Table 5: An example of attention misalignment.

Keywords attended by human programmers, CodeGen, and both.

Given the lengths of the three sides of a triangle. Return True if the three sides form a right-angled triangle, False otherwise. A right-angled triangle is a triangle in which one angle is right angle or 90 degree.

Finding 1

There is a consistent misalignment between LLM attention and programmer attention in all settings, indicating that LLMs do not reason programming tasks as human programmers.

To further understand the difference between model and programmer attention, we analyze the distribution of keywords selected by CodeGen, the model with the best alignment with human programmers among all five models, using SHAP, the attention computing method with the highest keyword coverage. Table 6 shows the distribution of different types of keywords attended by CodeGen and humans. Overall, CodeGen and humans attend to similar numbers of nouns and verbs in task descriptions, but human programmers are more sensitive to adjectives and numbers. The Chi-square test results confirm the statistical difference between the distribution of different kinds of keywords attended by CodeGen and human programmers ($\chi^2 = 57.9$, $df = 7$, $p < 1e^{-5}$). A closer look at Table 5 shows that human programmers consider more *adjectives/adverbs* (e.g., *right-angled*) and are better at determining *conditional* keywords (e.g., “if”).

Finding 2

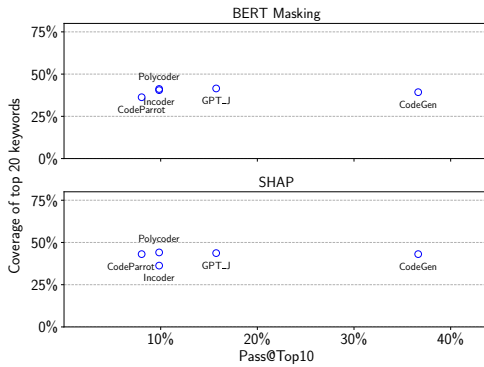
LLMs attend to different kinds of keywords compared with programmers in code generation. Specifically, programmers are more sensitive to adjectives and numbers in task descriptions compared with a SOTA model, CodeGen.

Table 6: Distributions of different types of keywords attended by CodeGen and human programmers.

Method	Programmer		SHAP		Gradient_coding		CODING_all	
	#	%	#	%	#	%	#	%
Nouns	743	43.7%	764	46.6%	717	43.7%	705	43.0%
Adjective/Adverb	401	23.6%	253	15.4%	257	15.7%	219	13.4%
Conjunction	122	7.2%	98	6.0%	178	10.8%	154	9.4%
Verb	207	12.2%	224	13.6%	241	14.7%	186	11.3%
Determiner	69	4.1%	70	4.3%	110	6.7%	46	2.8%
Number	85	5.0%	158	9.6%	85	5.2%	258	15.7%
Others	75	4.4%	76	4.6%	52	3.2%	72	4.4%
Total	1702	100%	1640	100%	1640	100%	1640	100%

5.2 RQ2: Does attention misalignment lead to code generation errors?

To answer this question, we analyze the relationship between LLM’s accuracy and attention alignment level. Figure 4 shows the relationship between the coverage of the top 10 keywords and LLM’s *Pass@10* performance. The results obtained by *BERT masking* nor *SHAP* suggest that more accurate LLMs do not necessarily have higher attention alignment with human programmers. We further perform a Spearman’s rank correlation test for both results. The results confirm that there is no significant correlation ($p = 0.553$ and $p = 0.866$ in the two settings). Experiments with other settings (e.g., different K) show similar results.

**Figure 4: Alignment levels of 5 LLMs with different accuracy**

Finding 3

There is no statistical evidence showing that LLMs with higher code generation accuracy are more aligned with programmers.

We further conducted a case study with 20 randomly sampled incorrect code solutions generated by CodeGen. We qualitatively analyzed why an LLM fails to generate the correct code and whether an error can be explained by attention misalignment. In this analysis, we focus on code generation errors made by CodeGen, since it has the best accuracy among the five LLMs. We identified three common patterns in code generation errors: *Missing Logic*, *Code Hallucination*, and *Code Repetition*. We explain them below:

- *Missing Logic* refers to cases where the LLM neglects a required condition, operation, or functionality in the task description.

```
missing_logic_example.py
1 def select_words(s, n):
2     """ Given a string s and a natural number n, you have
3     been tasked to implement a function that returns a
4     list of all words from string s that contain exactly
5     n consonants, in order these words appear in the
6     string s.
7     If the string s is empty then the function should
8     return an empty list.
9     Note: you may assume the input string contains only
10    letters and spaces. """
11    + return []
```

Figure 5: An example of Missing Logic in CodeGen’s generation.

```
code_hallucination_example.py
1 def correct_bracketing(brackets: str):
2     """ brackets is a string of "(" and ")".
3     Return True if every opening bracket has a correspond-
4     ing closing bracket.
5     """
6     + assert brackets[0] == "(" and brackets[-1] == ")"
7     + stack = []
8     + for b in brackets:
9     +     if b == "(":
10    +         stack.append(b)
11    +     else:
12    +         if len(stack) == 0:
13    +             return False
14    +         stack.pop()
15    + return len(stack) == 0
```

Figure 6: An example of Code Hallucination in CodeGen’s generation. Extra content is highlighted in yellow.

- *Code Hallucination* refers to cases where the LLM generates extra code unrelated to the task description.
- *Code Repetition* refers to cases where the LLM repeatedly generates the same or similar code but the repetition is unnecessary.

Among the 20 analyzed code generation errors, 14 of them are *Missing Logic*, 3 are *Code Hallucination*, and 3 are *Code Repetition*. After careful examination of the attention calculated by *SHAP*, we found that model attention provides valuable insights for the root cause of these code generation errors. For example, Figure 5 shows an example where code generated by CodeGen simply returns an empty list despite the detailed task description. We can also observe that the top 5 attention keywords selected by *SHAP* do not cover any important words in the task descriptions, e.g., “return a list of words”. Figure 6 shows an example of *Code Hallucination* where CodeGen generates an additional assert statement and leads to an assertion failure for correct input. Finally, Figure 7 shows an example of *Code Repetition* where CodeGen enters an infinite loop of repeating code that has already been generated before (Lines 16-18 vs. Lines 13-15). The analysis of model attention reveals that CodeGen fails to capture the important long-distance attention to the task description (Lines 3-9) but focuses on the newly generated codes (Lines 13-15).

```

code_repetition_example.py
1  def separate_paren_groups(paren_string: str) -> List[str]:
2      """
3      Input to this function is a string containing
4      multiple groups of nested parentheses. Your
5      goal is to separate those groups into separate
6      strings and return the list of those.
7      Separate groups are balanced (each open brace
8      is properly closed) and not nested within each
9      other. Ignore any spaces in the input string.
10     >>> separate_paren_groups('() (( )) (( ))')
11     ['()', '(() )', '(()())']
12     """
13     + paren_string = paren_string.replace(' ', '')
14     + paren_string = paren_string.replace('(', ')')
15     + paren_string = paren_string.replace(')', '(')
16     + paren_string = paren_string.replace('(', ')')
17     + paren_string = paren_string.replace('(', ')')
18     + paren_string = paren_string.replace('(', ')')

```

Figure 7: An example of *Code Repetition* in CodeGen’s generation. Repetitive content is highlighted in yellow.

Finding 4

We observe three different error patterns when CodeGen fail to generate correct code: Missing Logic, Code Hallucination, and Code Repetition. A careful attention analysis suggests that these errors could be explained by attention misalignment.

5.3 RQ3: What is the impact of attention calculation methods on the alignment?

According to our results in RQ1, perturbation-based methods consistently produce much higher attention alignment than other methods. In RQ3, we further compare the performance of different methods within each category. As shown in Table 4a, *SHAP* produces higher Cohen’s Kappa in all cases and higher keyword coverage in all but one case compared with *BERT masking*. For the gradient-based methods, Table 4b shows that *Input×Gradient_coding* produces higher alignment than all the other three methods in all cases.

Besides, for *Input×Gradient_coding* methods, aggregating the attention scores across all generative steps (i.e., *CODING*) shows a better alignment compared with only aggregating the attention scores during the input reading process (i.e., *READING*). However, we do not observe such a pattern for self-attention-based methods (Table 4c). None of the self-attention-based methods perform significantly better than the others. We further perform a Wilcoxon signed-rank test to confirm this. As shown in Table 7, *CODING_first*, *READING_last*, and *CODING_all* perform relatively better than the other three methods. However, the performance differences among these three methods are not significant.

Finding 5

SHAP produces the best attention alignment to human programmers among all methods. *Input×Gradient_coding* is a better choice within gradient-based methods, while none of the self-attention methods really trump others.

Table 7: *P*-values of the Wilcoxon signed-rank test on the difference among the six self-attention-based methods (*R-READING*, *C-CODING*). *p* < 0.05 are highlighted.

Method B \ Method A	<i>R_first</i>	<i>C_first</i>	<i>R_last</i>	<i>C_last</i>	<i>R_all</i>	<i>C_all</i>
<i>R_first</i>	—	0.987	0.998	0.755	0.979	0.997
<i>C_first</i>	0.015	—	0.773	0.015	0.092	0.195
<i>R_last</i>	0.002	0.244	—	0.002	0.013	0.275
<i>C_last</i>	0.245	0.987	0.998	—	0.681	0.981
<i>R_all</i>	0.024	0.908	0.991	0.312	—	0.968
<i>C_all</i>	0.003	0.820	0.725	0.019	0.036	—

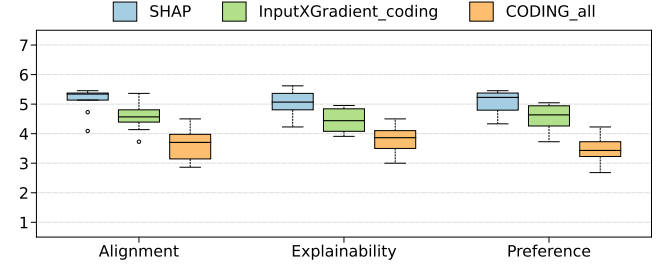


Figure 8: Participants’ choices over different attention calculation methods in alignment, explainability, and preference.

We further perform an in-depth analysis of different methods on CodeGen, the most accurate LLM among the five LLMs in our experiment. Table 6 shows the distribution of different types of keywords attended by CodeGen when using the best attention calculation method in each category. While all three methods attend to similar numbers of nouns, adjectives/adverbs, and verbs, *Input×Gradient_coding* and *CODING_all* pay much more attention to conjunctions. Besides, *SHAP* is much more sensitive to numbers compared with the other two methods.

5.4 RQ4: Which attention calculation method is the most preferred?

Figure 8 shows participants’ assessment about *SHAP*, *Input×Gradient_coding*, and *CODING_all* in terms of the alignment with their own attention, the explainability of the computed attention, and their own preference (Q1-Q3 in Section 4.4). Overall, *SHAP* is favored over the other two methods in all three aspects. The average rating on the attention alignment of *SHAP* is 5.13, while the average for *Input×Gradient_coding* and *CODING_all* are 4.59 and 3.62, respectively. The mean differences between *SHAP* and *Input×Gradient_coding* and between *SHAP* and *CODING_all* are both statistically significant (Welch’s *t*-test, $p = 0.05$ and $p = 0.004$). These results are consistent with our findings in RQ1 and RQ3, where *SHAP* outperforms all other methods in attention alignment.

Furthermore, participants suggested that *SHAP* has better explainability than *Input×Gradient_coding* (mean difference: 0.59, $p = 0.02$) and *CODING_all* (mean difference: 1.26, $p = 0.00001$). However, according to participants’ responses about their trust in LLMs (Q6 in Section 4.4), 14 out of 22 participants expressed a lack of confidence and trust, even after seeing the attention-based explanations. For example, P3 wrote, “I want to know whether the

LLM model can provide the reasons why they generate the code. For instance, the reference code.” Participants also asked for more fine-grained attention maps. Specifically, they wished to see which parts of the input are responsible of generating which parts of the output. For instance, P10 said, “[I want to know] how the LLM determines the input and output, what are the discriminative words that drive different generations.” Participants also showed more preference for SHAP over the other two methods. The mean preference differences between SHAP and *InputXGradient_coding* and between SHAP and *CODING_all* is 5.04 vs. 4.56 (Welch’s *t*-test, $p = 0.05$) and 5.04 vs. 3.48 (Welch’s *t*-test, $p = 0.00009$).

Finding 6

Overall, participants preferred the perturbation-based method over the gradient-based and the self-attention-based methods. However, participants still felt a lack of trust in LLMs after seeing the attention-based explanations and wished to see richer explanations such as reference code and fine-grained attention mapping between text and code.

6 Implications and Opportunities

Our study reveals several strong implications for the code generation process in LLMs. First, given the prevalence of human-model attention misalignment, LLMs seem to understand a given programming task in a drastically different manner compared with human programmers. This leads to more interesting research questions about LLM-based code generation. For example, if LLMs do not attend to important words in a task description like humans, how exactly does it solve so many programming tasks in existing benchmarks? Just by memorization? Besides, if LLMs have their unique way of reasoning about code generation tasks, is it really necessary to force LLMs to follow human attention? Answering these questions would require new empirical studies and more in-depth analyses of the phenomenon of human-model attention misalignment in code generation.

Second, our comprehensive analysis of the twelve attention calculation methods in three categories offers new insights and practical guides for interpreting LLM-based code generation models. Developers and practitioners should first consider perturbation-based methods such as SHAP [49] as the interpretation method, since SHAP consistently achieves the best alignment with human attention in all settings and it was also the most preferred by our user study participants. When only considering model-aware interpretation methods, using *InputXGradient* [74] and aggregating the gradients after all generative steps (i.e., *CODING*) would be a good choice, since it outperforms *Saliency* [74] as well as self-attention-based methods in most settings. It is the second most preferred method in the user study. Among the six self-attention aggregation mechanisms we have experimented with, we are not able to find one mechanism that trumps all others. This suggests that if practitioners want to leverage self-attentions in LLMs for interpretability, they should experiment with different aggregation mechanisms first and select the one that suits their LLM the best.

Third, our user study suggests that the attention calculation methods that produce better attention alignment on the programmer attention dataset are also more preferred by real programmers. This implies that the programmer attention dataset has the potential to serve as a new benchmark for evaluating new XAI methods for LLM-based code generation methods with the two attention alignment metrics—*keyword coverage* and *Cohen’s Kappa* as the evaluation metrics. Furthermore, it is worthwhile to expand the programmer attention dataset and investigate new ways to capture programmer attention, such as using eye-tracking devices.

Finally, our findings suggest several research opportunities to improve LLM-based code generation models. One potential way to improve an LLM’s performance is to fine-tune it to align its attention with human programmers. Recent works on visual transformers have proven that fine-tuning transformers to align their attention with humans can boost their performance [22, 27, 69]. However, to the best of our knowledge, no one has empirically proven the effectiveness of such fine-tuning on LLM-based code generation models. Furthermore, our analysis in Section 5.2 reveals three common code generation errors—*missing logic*, *code hallucination*, and *code repetition*. An in-depth attention analysis of these three types of errors shows that missing logic is likely to be caused by failing to attend to important keywords, while code hallucination and code repetition are likely to be caused by paying too much attention to short-distance tokens. This suggests new attention-based repair techniques to adjust model attention to fix those errors. Moreover, our study only considers the model’s performance in terms of accuracy (i.e., *Pass@k*). Future work can dig into more aspects, e.g., robustness against data distribution shifts, robustness against adversarial attacks, and generalization ability across different datasets.

7 Threats to validity

Internal validity. One potential threat lies in the manual labeling process. Two programmers manually labeled the words that are important for understanding a task description and implementing the correct function. Since this criterion of important words is highly subjective, the words selected by different labelers were not always the same. To mitigate this threat, two labelers first independently labeled 20 task descriptions and then discussed and established a labeling standard. The Cohen’s Kappa score reaches 0.72 after discussion, indicating a substantial agreement.

External validity. One potential threat to external validity is that we have only experimented with one programming language, Python. We cannot guarantee that our findings generalize to another language. Furthermore, we have only experimented with LLMs with less than 7B parameters. It is unclear whether ultra-large language models such as ChatGPT [2] would exhibit similar attention patterns. Due to limited access, we are not able to experiment with those ultra-large language models. Yet it remains an interesting question to investigate.

Construct validity. One potential threat to construct validity lies in the user study design. In the current design, participants were only asked to examine the explainability and usefulness of the attentions by reading them. Thus, the real utility of these attentions, e.g., how useful they are to help improve model-generated code,

remains unclear. To figure this out, one needs to design a new user study where participants are asked to actually use the explanations to complete a programming task.

8 Related work

8.1 Code Generation from Natural Language

Recently, using Large Language Models (LLMs) has become increasingly popular in code generation [4, 21, 24, 25, 31, 56, 58, 70, 77, 83, 84, 87, 87, 90]. Both Guo et al. [31] and Zeng et al. [90] used a pre-trained BERT [19] model to encode NL questions and database schemas for text-to-SQL generation. CodeBERT adopts the same model architecture as BERT but is trained with a hybrid objective on code and text data from GitHub repositories [23]. Codex and CodeGPT GraphCodeBERT improves CodeBERT by leveraging data flow in the pre-training stage [30]. However, since CodeBERT and CodeGraphBert are encoder-only LLMs, they must be fine-tuned with a randomly initialized decoder to generate code. Codex [14], CodeGPT [48], CodeParrot [1], and PolyCoder [87] are decoder-only LLMs. They are based on either GPT-2 [61] or GPT-3 [10]. PLBART [3], CodeT5 [84], and AlphaCode [43] are encoder-decoder models, which allow the bi-directional representation and compression of NL descriptions.

In addition to developing new LLMs for code, prior work has also presented new methods to enhance LLMs for more accurate and robust code generation [12, 13, 41, 58, 70, 89, 93]. Instead of directly generating code from text, REDCODER [58] first retrieves similar code snippets from a corpus and then passes them along with the text description to an LLM for code generation. Shen et al. [70] proposed to leverage domain knowledge from documentation and code comments to assist code generation. Chakraborty et al. proposed a new pre-training task called *naturalizing of source code* (i.e., translate an artificially created code to a human-written form) to help an LLM learn how to generate natural code [12]. Chen et al. proposed to use an LLM to automatically generate test cases to examine the code generated by the same LLM [13]. Zan et al. proposed to first decompose a LLM to two LLMs, one for generating program sketches and the other for filling the sketches [89]. SkCoder [41] is designed to mimic developers' code reuse behavior by first retrieving a code example related to a given task, extracting a sketch from it, and editing the sketch based on the task description.

8.2 Empirical Studies on Code Generation

Recently, many studies have evaluated LLM-based code generation models in different aspects, including performance [21, 33, 46, 66, 91], robustness [47, 95], security [5, 59, 88], code smells [73], usability [8, 9, 78, 87], and licensing [15]. The most related to us are those that investigate the explainability of LLMs for code [40, 44, 81, 92]. Karmakar et al. studied what pre-trained BERT-based models such as CodeBERT and GraphCodeBERT have learned about code using probing tasks [40]. A probing task is essentially a prediction task on a specific code property such as code length and cyclomatic complexity to test whether the model is sensitive to the property. Compared with our work, they did not analyze the code generation process, e.g., why and how certain code is generated based on a text description. Liguori et al. proposed a perturbation-based method to evaluate NMT models for code generation [44]. In addition, Zhang

et al. investigated the code generation process by analyzing the self-attention layers in CodeBERT and GraphCodeBERT [92]. Wan et al. did a similar self-attention analysis and also designed a new probe task on code structures to analyze whether LLMs have learned information about code structures [81]. Compared with these studies, our work differs by analyzing the consistency between LLMs' attention and programmers' attention on the NL description of a programming task. Furthermore, we conducted a comprehensive analysis of ten attention computation methods, including four self-attention-based, four gradient-based, and two perturbation-based methods, for LLM-based code generation models through both a quantitative experiment and a user study.

8.3 Explainable AI (XAI)

The attribution computation methods in our study are related to the Explainable AI (XAI) literature. XAI methods can be roughly categorized into two main types: model-agnostic and model-aware methods. Model-agnostic methods such as LIME [64] and SHAP [49] treat the model as a black box, while model-aware methods allow peeking inside the black box of models. Both self-attention-based methods [16, 26, 42, 79, 80] and gradient-based methods [68, 72, 74] belong to this category. While self-attention-based methods are specifically designed for models with self-attention mechanisms, gradient-based methods can generalize to different model architectures [7, 68]. We further refer readers to existing surveys and literature reviews [52] for more details about XAI methods.

Some recent work investigates the explainability of models for SE tasks [38, 39, 50, 60, 85, 94]. Wattanakriengkrai et al. used a model-agnostic XAI method, LIME, to identify lines lead to defective of file-level defect models in software projects [85]. In addition to the use of LIME, Jiarpakdee further studied the use of BreakDown in defect detection [38] and improved LIME with hyperparameter optimization. However, the random perturbation approach used by LIME often leads to suboptimal surrogate explanation models and affects the fidelity of generated explanations. Pornprasit et al. proposed PyExplainer, a local rule-based model-agnostic technique to generate more reliable explanations for defect prediction [60]. Jiarpakdee et al. also did a survey to investigate practitioners' perspectives on the explainability of defect prediction models [39]. They found that 82%-84% respondents perceived that XAI methods are useful in understanding defect prediction models. Through a case study with different XAI methods, Maltbie et al. proved the possibility of using XAI methods to help experts understand and improve software quality [50]. More recently, Zhou et al. proposed explainable silent vulnerability fix identification to help developers interpret detected common vulnerabilities and exposures (CVEs) [94].

9 Conclusion

This paper presents an empirical study on attention alignment between LLM-based code generation models and human programmers. We curated the first programmer attention dataset by manually labeling the important words and phrases in the 164 programming tasks from HumanEval [21]. We further implemented 12 attention calculation methods in three different categories to capture the attention of five SOTA LLM-based code generation models. Specifically, we investigated the alignment between the model's

and the programmer's attention through a quantitative comparison with our programmer attention dataset, as well as a user study with 22 real programmers. Our results reveal that there is a consistent misalignment between LLMs' and programmers' attention. Among the 12 attention calculation methods, *SHAP*, a perturbation-based method, produced the best alignment with programmer attention and was also the most preferred by user study participants. Based on our study results, we further discuss several implications and future research opportunities for better interpretation and performance improvement of LLM-based code generation models.

References

- [1] 2022. CodeParrot. https://github.com/huggingface/transformers/tree/main/examples/research_projects/codeparrot.
- [2] 2023. ChatGPT. <http://chat.openai.com>.
- [3] Wasi Uddin Ahmad, Saikat Chakraborty, Baishakhi Ray, and Kai-Wei Chang. 2021. Unified pre-training for program understanding and generation. *arXiv preprint arXiv:2103.06333* (2021).
- [4] Alex Andonian, Quentin Anthony, et al. 2021. *GPT-NeoX: Large Scale Autoregressive Language Modeling in PyTorch*. <https://doi.org/10.5281/zenodo.5879544>
- [5] Owura Asare, Meiyappan Nagappan, and N Asokan. 2022. Is github's copilot as bad as humans at introducing vulnerabilities in code? *arXiv preprint arXiv:2204.04741* (2022).
- [6] Jacob Austin, Augustus Odena, et al. 2021. Program Synthesis with Large Language Models. *arXiv preprint arXiv:2108.07732* (2021).
- [7] Sebastian Bach, Alexander Binder, et al. 2015. On pixel-wise explanations for non-linear classifier decisions by layer-wise relevance propagation. *PLoS one* 10, 7 (2015), e0130140.
- [8] Shraddha Barke, Michael B James, and Nadia Polikarpova. 2022. Grounded copilot: How programmers interact with code-generating models. *arXiv preprint arXiv:2206.15000* (2022).
- [9] Christian Bird, Denae Ford, Thomas Zimmermann, Nicole Forsgren, Eirini Kalliamvakou, Travis Lowdermilk, and Idan Gazit. 2022. Taking Flight with Copilot: Early insights and opportunities of AI-powered pair-programming tools. *Queue* 20, 6 (2022), 35–57.
- [10] Tom B Brown, Benjamin Mann, Nick Ryder, Melanie Subbiah, Jared Kaplan, Prafulla Dhariwal, Arvind Neelakantan, Pranav Shyam, Girish Sastry, Amanda Askell, et al. 2020. Language models are few-shot learners. *arXiv preprint arXiv:2005.14165* (2020).
- [11] Marcel Bruch et al. 2009. Learning from examples to improve code completion systems. In *Proceedings of the 7th ACM Joint European Software Engineering Conference and Symposium on the Foundations of Software Engineering*. 213–222.
- [12] Saikat Chakraborty et al. 2022. NatGen: generative pre-training by “naturalizing” source code. In *Proceedings of the 30th ACM Joint European Software Engineering Conference and Symposium on the Foundations of Software Engineering*. 18–30.
- [13] Bei Chen, Fengji Zhang, Anh Nguyen, Daoguang Zan, Zeqi Lin, Jian-Guang Lou, and Weizhu Chen. 2022. Codet: Code generation with generated tests. *arXiv preprint arXiv:2207.10397* (2022).
- [14] Tongfei Chen, Liang Li, and Xiaodong Li. 2021. Code Generation from Natural Language: A Survey. *arXiv preprint arXiv:2101.00162* (2021).
- [15] Matteo Ciniselli, Luca Pascarella, and Gabriele Bavota. 2022. To what extent do deep learning-based code recommenders generate predictions by cloning code from the training set?. In *Proceedings of the 19th International Conference on Mining Software Repositories*. 167–178.
- [16] Kevin Clark, Urvashi Khandelwal, Omer Levy, and Christopher D Manning. 2019. What does bert look at? an analysis of bert's attention. *arXiv preprint arXiv:1906.04341* (2019).
- [17] Jacob Cohen. 1960. A coefficient of agreement for nominal scales. *Educational and Psychological Measurement* 20, 1 (1960), 37–46.
- [18] Misha Denil, Alban Demiral, and Nando De Freitas. 2014. Extraction of salient sentences from labelled documents. *arXiv preprint arXiv:1412.6815* (2014).
- [19] Jacob Devlin et al. 2019. Bert: Pre-training of deep bidirectional transformers for language understanding. In *Proceedings of the 2019 Conference of the North American Chapter of the Association for Computational Linguistics*. 4171–4186.
- [20] Ahmed Elnaggar, Wei Ding, Llion Jones, Tom Gibbs, Tamas Feher, Christoph Angerer, Silvia Severini, Florian Matthes, and Burkhard Rost. 2021. CodeTrans: Towards Cracking the Language of Silicon's Code Through Self-Supervised Deep Learning and High Performance Computing. *arXiv preprint arXiv:2104.02443* (2021).
- [21] Mark Chen et al. 2021. Evaluating Large Language Models Trained on Code. (2021). *arXiv:2107.03374* [cs.LG]
- [22] Zhengcong Fei. 2022. Attention-Aligned Transformer for Image Captioning. In *Proceedings of the AAAI Conference on Artificial Intelligence*, Vol. 36. 607–615.
- [23] Yu Feng, Ruben Martins, Jacob Van Geffen, Isil Dillig, and Swarat Chaudhuri. 2017. Component-based synthesis of table consolidation and transformation tasks from examples. *ACM SIGPLAN Notices* 52, 6 (2017), 422–436.
- [24] Zhangyin Feng, Daya Guo, Duyu Tang, Nan Duan, Xiaodong Liu, and Wei Li. 2020. CodeBERT: A Pre-Trained Model for Programming and Natural Language Processing. In *Proceedings of the 28th ACM International Conference on Information and Knowledge Management*. 307–316.
- [25] Daniel Fried, Armen Aghajanyan, Jessy Lin, Sida Wang, Eric Wallace, Freda Shi, Ruiqi Zhong, Scott Yih, Luke Zettlemoyer, and Mike Lewis. 2023. InCoder: A Generative Model for Code Infilling and Synthesis. In *The Eleventh International Conference on Learning Representations*. <https://openreview.net/forum?id=hQwb-lbM6EL>
- [26] Andrea Galassi, Marco Lippi, and Paolo Torroni. 2020. Attention in natural language processing. *IEEE transactions on neural networks and learning systems* 32, 10 (2020), 4291–4308.
- [27] Yuyang Gao, Tong Steven Sun, Liang Zhao, and Sungsoo Ray Hong. 2022. Aligning eyes between humans and deep neural network through interactive attention alignment. *Proceedings of the ACM on Human-Computer Interaction* 6, CSCW2 (2022), 1–28.
- [28] Claire Le Goues, Michael Pradel, and Abhik Roychoudhury. 2019. Automated program repair. *Commun. ACM* 62, 12 (2019), 56–65.
- [29] Sumit Gulwani. 2011. Automating string processing in spreadsheets using input-output examples. *ACM Sigplan Notices* 46, 1 (2011), 317–330.
- [30] Daya Guo, Shuo Ren, Shuai Lu, Zhangyin Feng, Duyu Tang, Shujie Liu, Long Zhou, Nan Duan, Alexey Svyatkovskiy, Shengyu Fu, et al. 2020. Graphcodebert: Pre-training code representations with data flow. *arXiv preprint arXiv:2009.08366* (2020).
- [31] Jiaqi Guo, Zecheng Zhan, Yan Gao, Yan Xiao, Jian-Guang Lou, Ting Liu, and Dongmei Zhang. 2019. Towards Complex Text-to-SQL in Cross-Domain Database with Intermediate Representation. In *Proceedings of the 57th Annual Meeting of the Association for Computational Linguistics*. 4524–4535.
- [32] Vincent J Hellendoorn, Sebastian Proksch, Harald C Gall, and Alberto Bacchelli. 2019. When code completion fails: A case study on real-world completions. In *2019 IEEE/ACM 41st International Conference on Software Engineering (ICSE)*. IEEE, 960–970.
- [33] Dan Hendrycks, Steven Basart, Saurav Kadavath, Mantas Mazeika, Akul Arora, Ethan Guo, Collin Burns, Samir Puranik, Horace He, Dawn Song, and Jacob Steinhardt. 2021. Measuring Coding Challenge Competence With APPS. *NeurIPS* (2021).
- [34] Abram Hindle, Earl T Barr, and Zhendong Su. 2012. On the naturalness of software. In *2012 34th International Conference on Software Engineering (ICSE)*. IEEE, 837–847.
- [35] Sara Hooker, Dumitru Erhan, Pieter-Jan Kindermans, and Been Kim. 2018. Evaluating feature importance estimates. (2018).
- [36] Paras Jain, Ajay Jain, Tianjun Zhang, Pieter Abbeel, Joseph E Gonzalez, and Ion Stoica. 2020. Contrastive code representation learning. *arXiv preprint arXiv:2007.04973* (2020).
- [37] Susmit Jha, Sumit Gulwani, Sanjit A Seshia, and Ashish Tiwari. 2010. Oracle-guided component-based program synthesis. In *Proceedings of the 32nd ACM/IEEE International Conference on Software Engineering—Volume 1*. 215–224.
- [38] Jirayus Jirapakdee, Chakkrit Kla Tantithamthavorn, Hoa Khanh Dam, and John Grundy. 2020. An empirical study of model-agnostic techniques for defect prediction models. *IEEE Transactions on Software Engineering* 48, 1 (2020), 166–185.
- [39] Jirayus Jirapakdee, Chakkrit Kla Tantithamthavorn, and John Grundy. 2021. Practitioners' perceptions of the goals and visual explanations of defect prediction models. In *2021 IEEE/ACM 18th International Conference on Mining Software Repositories (MSR)*. IEEE, 432–443.
- [40] Anjan Karmakar and Romain Robbes. 2021. What do pre-trained code models know about code?. In *2021 36th IEEE/ACM International Conference on Automated Software Engineering (ASE)*. IEEE, 1332–1336.
- [41] Jia Li, Yongmin Li, Ge Li, Zhi Jin, Yiyang Hao, and Xing Hu. 2023. SkCoder: A Sketch-based Approach for Automatic Code Generation. *arXiv preprint arXiv:2302.06144* (2023).
- [42] Jiwei Li, Will Monroe, and Dan Jurafsky. 2016. Understanding neural networks through representation erasure. *arXiv preprint arXiv:1612.08220* (2016).
- [43] Yujia Li, David Choi, Junyoung Chung, Nate Kushman, Julian Schrittwieser, Rémi Leblond, Tom Eccles, James Keeling, Felix Gimeno, Agustin Dal Lago, et al. 2022. Competition-level code generation with alphacode. *Science* 378, 6624 (2022), 1092–1097.
- [44] Pietro Liguori, Cristina Improta, Simona De Vivo, Roberto Natella, Bojan Cukic, and Domenico Cotroneo. 2022. Can NMT understand me? towards perturbation-based evaluation of NMT models for code generation. In *2022 IEEE/ACM 1st International Workshop on Natural Language-Based Software Engineering (NLBSE)*. IEEE, 59–66.
- [45] Shusen Liu, Zhimin Li, Tao Li, Vivek Srikumar, Valerio Pascucci, and Peer-Timo Bremer. 2018. Nlize: A perturbation-driven visual interrogation tool for analyzing and interpreting natural language inference models. *IEEE transactions on visualization and computer graphics* 25, 1 (2018), 651–660.

- [46] Xiaodong Liu, Ying Xia, and David Lo. 2020. An Empirical Study on the Usage of Transformer Models for Code Completion. In *2020 IEEE International Conference on Software Maintenance and Evolution (ICSME)*. IEEE, 408–418.
- [47] Yue Liu, Chakkrit Tantithamthavorn, Yonghui Liu, and Li Li. 2023. On the Reliability and Explainability of Automated Code Generation Approaches. *arXiv preprint arXiv:2302.09587* (2023).
- [48] Shuai Lu, Daya Guo, Shuo Ren, Junjie Huang, Alexey Svyatkovskiy, Ambrosio Blanco, Colin Clement, Dawn Drain, Daxin Jiang, Duyu Tang, et al. 2021. Codexglue: A machine learning benchmark dataset for code understanding and generation. *arXiv preprint arXiv:2102.04664* (2021).
- [49] Scott M Lundberg and Su-In Lee. 2017. A unified approach to interpreting model predictions. *Advances in neural information processing systems* 30 (2017).
- [50] Nicholas Maltbie, Nan Niu, Matthew Van Doren, and Reese Johnson. 2021. XAI tools in the public sector: A case study on predicting combined sewer overflows. In *Proceedings of the 29th ACM Joint Meeting on European Software Engineering Conference and Symposium on the Foundations of Software Engineering*. 1032–1044.
- [51] Mary L McHugh. 2012. Interrater reliability: the kappa statistic. *Biochemia medica* 22, 3 (2012), 276–282.
- [52] Christoph Molnar. 2020. *Interpretable machine learning*. Lulu. com.
- [53] Anh Tuan Nguyen, Tung Thanh Nguyen, and Tien N Nguyen. 2013. Lexical statistical machine translation for language migration. In *Proceedings of the 2013 9th Joint Meeting on Foundations of Software Engineering*. 651–654.
- [54] Tung Thanh Nguyen, Anh Tuan Nguyen, Hoan Anh Nguyen, and Tien N Nguyen. 2013. A statistical semantic language model for source code. In *Proceedings of the 2013 9th Joint Meeting on Foundations of Software Engineering*. 532–542.
- [55] Ernst Niebur. 2007. Saliency map. *Scholarpedia* 2, 8 (2007), 2675.
- [56] Erik Nijkamp, Bo Pang, et al. 2023. CodeGen: An Open Large Language Model for Code with Multi-Turn Program Synthesis. In *The Eleventh International Conference on Learning Representations*. <https://openreview.net/forum?id=iaYcJKpY2B>
- [57] Kishore Papineni, Salim Roukos, Todd Ward, and Wei-Jing Zhu. 2002. Bleu: a method for automatic evaluation of machine translation. In *Proceedings of the 40th annual meeting of the Association for Computational Linguistics*. 311–318.
- [58] Md Rizwan Parvez, Wasi Ahmad, Saikat Chakraborty, Baishakhi Ray, and Kai-Wei Chang. 2021. Retrieval Augmented Code Generation and Summarization. In *Findings of the Association for Computational Linguistics: EMNLP 2021*. 2719–2734.
- [59] Hammond Pearce, Baleegh Ahmad, Benjamin Tan, Brendan Dolan-Gavitt, and Ramesh Karri. 2022. Asleep at the keyboard? assessing the security of github copilot's code contributions. In *2022 IEEE Symposium on Security and Privacy (SP)*. IEEE, 754–768.
- [60] Chanathip Pornprasit, Chakkrit Tantithamthavorn, Jirayus Jiarpakdee, Michael Fu, and Patanamon Thongtanunam. 2021. Pyexplainer: Explaining the predictions of just-in-time defect models. In *2021 36th IEEE/ACM International Conference on Automated Software Engineering (ASE)*. IEEE, 407–418.
- [61] Alec Radford, Jeff Wu, Rewon Child, David Luu, Dario Amodei, and Ilya Sutskever. 2019. Language models are unsupervised multitask learners. In *OpenAI Blog*, Vol. 1. 9.
- [62] Veselin Raychev, Martin Vechev, and Eran Yahav. 2014. Code completion with statistical language models. In *Proceedings of the 35th ACM SIGPLAN conference on programming language design and implementation*. 419–428.
- [63] Shuo Ren, Daya Guo, Shuai Lu, Long Zhou, Shujie Liu, Duyu Tang, Neel Sundaresan, Ming Zhou, Ambrosio Blanco, and Shuai Ma. 2020. Codebleu: a method for automatic evaluation of code synthesis. *arXiv preprint arXiv:2009.10297* (2020).
- [64] Marco Tulio Ribeiro, Sameer Singh, and Carlos Guestrin. 2016. "Why should I trust you?" Explaining the predictions of any classifier. In *Proceedings of the 22nd ACM SIGKDD international conference on knowledge discovery and data mining*. 1135–1144.
- [65] Romain Robbes and Michele Lanza. 2010. Improving code completion with program history. *Automated Software Engineering* 17 (2010), 181–212.
- [66] Rafael R Rodrigues, Fernando L Silva, Vitor H Campos, Otávio A B Ferreira, and Jair C Silva. 2021. Studying the usage of text-to-text transfer transformer to support code-related tasks. In *2021 IEEE/ACM 43rd International Conference on Software Engineering: Software Engineering in Practice (ICSE-SEIP)*. IEEE, 327–336.
- [67] Baptiste Roziere, Marie-Anne Lachaux, Lowik Chanasusot, and Guillaume Lample. 2020. Unsupervised translation of programming languages. *Advances in Neural Information Processing Systems* 33 (2020), 20601–20611.
- [68] Ramprasaath R Selvaraju, Michael Cogswell, Abhishek Das, Ramakrishna Vedantam, Devi Parikh, and Dhruv Batra. 2017. Grad-cam: Visual explanations from deep networks via gradient-based localization. In *Proceedings of the IEEE international conference on computer vision*. 618–626.
- [69] Komal Sharan, Ashwinkumar Ganesan, and Tim Oates. 2019. Improving visual reasoning with attention alignment. In *Advances in Visual Computing: 14th International Symposium on Visual Computing, ISVC 2019, Lake Tahoe, NV, USA, October 7–9, 2019, Proceedings, Part I 14*. Springer, 219–230.
- [70] Sijie Shen, Xiang Zhu, Yihong Dong, Qizhi Guo, Yankun Zhen, and Ge Li. 2022. Incorporating domain knowledge through task augmentation for front-end JavaScript code generation. In *Proceedings of the 30th ACM Joint European Software Engineering Conference and Symposium on the Foundations of Software Engineering*. 1533–1543.
- [71] Avanti Shrikumar, Peyton Greenside, and Anshul Kundaje. 2017. Learning important features through propagating activation differences. In *International conference on machine learning*. PMLR, 3145–3153.
- [72] Avanti Shrikumar, Peyton Greenside, Anna Shcherbina, and Anshul Kundaje. 2016. Not just a black box: Learning important features through propagating activation differences. *arXiv preprint arXiv:1605.01713* (2016).
- [73] Mohammed Latif Siddiq, Shafayat H Majumder, Maisha R Mim, Sourav Jadodia, and Joanna CS Santos. 2022. An Empirical Study of Code Smells in Transformer-based Code Generation Techniques. In *2022 IEEE 22nd International Working Conference on Source Code Analysis and Manipulation (SCAM)*. IEEE, 71–82.
- [74] Karen Simonyan, Andrea Vedaldi, and Andrew Zisserman. 2013. Deep inside convolutional networks: Visualising image classification models and saliency maps. *arXiv preprint arXiv:1312.6034* (2013).
- [75] Mukund Sundararajan, Ankur Taly, and Qiqi Yan. 2017. Axiomatic attribution for deep networks. In *International conference on machine learning*. PMLR, 3319–3328.
- [76] Alexey Svyatkovskiy, Shao Kun Deng, Shengyu Fu, and Neel Sundaresan. 2020. Intellicode compose: Code generation using transformer. In *Proceedings of the 28th ACM Joint Meeting on European Software Engineering Conference and Symposium on the Foundations of Software Engineering*. 1433–1443.
- [77] Lewis Tunstall, Leandro von Werra, and Thomas Wolf. 2022. *Natural Language Processing with Transformers: Building Language Applications with Hugging Face*. O'Reilly Media, Incorporated. <https://books.google.ch/books?id=7hhzygEACAAJ>
- [78] Priyan Vaithilingam, Tianyi Zhang, and Elena L Glassman. 2022. Expectation vs. experience: Evaluating the usability of code generation tools powered by large language models. In *Chi conference on human factors in computing systems extended abstracts*. 1–7.
- [79] Shikhar Vashishth, Shyam Upadhyay, Gaurav Singh Tomar, and Manaal Faruqi. 2019. Attention interpretability across nlp tasks. *arXiv preprint arXiv:1909.11218* (2019).
- [80] Jesse Vig. 2019. Analyzing the structure of attention in a transformer language model. In *Proceedings of the 2019 ACL Workshop BlackboxNLP: Analyzing and Interpreting Neural Networks for NLP*. 63–72.
- [81] Yao Wan, Wei Zhao, Hongyu Zhang, Yulei Sui, Guandong Xu, and Hai Jin. 2022. What do they capture? a structural analysis of pre-trained language models for source code. In *Proceedings of the 44th International Conference on Software Engineering*. 2377–2388.
- [82] Ben Wang and Aran Komatsuzaki. 2021. GPT-J-6B: A 6 Billion Parameter Autoregressive Language Model. <https://github.com/kingoflolz/mesh-transformer-jax>.
- [83] Bailin Wang, Richard Shin, Xiaodong Liu, Aleksandr Polozov, and Matthew Richardson. 2020. RAT-SQL: Relation-Aware Schema Encoding and Linking for Text-to-SQL Parsers. In *Proceedings of the 58th Annual Meeting of the Association for Computational Linguistics*. 7567–7578.
- [84] Yue Wang, Weishi Wang, Shafiq Joty, and Steven CH Hoi. 2021. Codet5: Identifier-aware unified pre-trained encoder-decoder models for code understanding and generation. *arXiv preprint arXiv:2109.00859* (2021).
- [85] Supatsara Wattanakriengkrai, Patanamon Thongtanunam, Chakkrit Tantithamthavorn, Hideaki Hata, and Kenichi Matsumoto. 2020. Predicting defective lines using a model-agnostic technique. *IEEE Transactions on Software Engineering* 48, 5 (2020), 1480–1496.
- [86] Zhiyong Wu, Yun Chen, Ben Kao, and Qun Liu. 2020. Perturbed Masking: Parameter-free Probing for Analyzing and Interpreting BERT. In *Proceedings of the 58th Annual Meeting of the Association for Computational Linguistics*. 4166–4176.
- [87] Frank F Xu, Uri Alon, Graham Neubig, and Vincent Josua Hellendoorn. 2022. A systematic evaluation of large language models of code. In *Proceedings of the 6th ACM SIGPLAN International Symposium on Machine Programming*. 1–10.
- [88] Burak Yetistiren, Isik Ozsoy, and Eray Tuzun. 2022. Assessing the quality of GitHub copilot's code generation. In *Proceedings of the 18th International Conference on Predictive Models and Data Analytics in Software Engineering*. 62–71.
- [89] Daoguang Zan, Bei Chen, et al. 2022. CERT: Continual Pre-training on Sketches for Library-oriented Code Generation. In *Proceedings of the Thirty-First International Joint Conference on Artificial Intelligence, IJCAI 2022, Vienna, Austria, 23-29 July 2022*, Luc De Raedt (Ed.). ijcai.org, 2369–2375. <https://doi.org/10.24963/ijcai.2022/329>
- [90] Yu Zeng, Yan Gao, Jiaqi Guo, Bei Chen, Qian Liu, Jian-Guang Lou, Fei Teng, and Dongmei Zhang. 2020. RECPARSER: A Recursive Semantic Parsing Framework for Text-to-SQL Task.. In *IJCAI*. 3644–3650.
- [91] Zhengran Zeng, Hanzhuo Tan, Haotian Zhang, Jing Li, Yuqun Zhang, and Lingming Zhang. 2022. An extensive study on pre-trained models for program understanding and generation. In *Proceedings of the 31st ACM SIGSOFT International Symposium on Software Testing and Analysis*. 39–51.
- [92] Kechi Zhang, Ge Li, and Zhi Jin. 2022. What does Transformer learn about source code? *arXiv preprint arXiv:2207.08466* (2022).
- [93] Zhaowei Zhang, Hongyu Zhang, Beijun Shen, and Xiaodong Gu. 2022. Diet code is healthy: Simplifying programs for pre-trained models of code. In *Proceedings*

- of the 30th ACM Joint European Software Engineering Conference and Symposium on the Foundations of Software Engineering*. 1073–1084.
- [94] Jiayuan Zhou, Michael Pacheco, Jinfu Chen, Xing Hu, Xin Xia, David Lo, and Ahmed E Hassan. 2023. CoLeFunDa: Explainable Silent Vulnerability Fix Identification. In *2023 IEEE/ACM 45th International Conference on Software Engineering* (ICSE).
- [95] Terry Yue Zhuo, Zhuang Li, Yujin Huang, Yuan-Fang Li, Weiqing Wang, Gholamreza Haffari, and Fatemeh Shiri. 2023. On Robustness of Prompt-based Semantic Parsing with Large Pre-trained Language Model: An Empirical Study on Codex. *arXiv preprint arXiv:2301.12868* (2023).