

Multi-study R -learner for Heterogeneous Treatment Effect Estimation

Cathy Shyr[†]

Department of Biomedical Informatics, Vanderbilt University Medical Center, Nashville, TN, USA

Boyu Ren

Laboratory for Psychiatric Biostatistics, McLean Hospital, Belmont, MA, USA

Department of Psychiatry, Harvard Medical School, Boston, MA, USA

Prasad Patil

Department of Biostatistics, Boston University School of Public Health, Boston, MA, USA

Giovanni Parmigiani

Department of Data Science, Dana-Farber Cancer Institute, Boston, MA, USA

Department of Biostatistics, Harvard T.H. Chan School of Public Health, Boston, MA, USA

Summary. We propose a general class of algorithms for estimating heterogeneous treatment effects on multiple studies. Our approach, called the multi-study R -learner, generalizes the R -learner to account for between-study heterogeneity and achieves cross-study robustness of confounding adjustment. The multi-study R -learner is flexible in its ability to incorporate many machine learning techniques for estimating heterogeneous treatment effects, nuisance functions, and membership probabilities. We show that the multi-study R -learner treatment effect estimator is asymptotically normal within the series estimation framework. Moreover, we illustrate via realistic cancer data experiments that our approach results in lower estimation error than the R -learner as between-study heterogeneity increases.

Keywords: causal inference, heterogeneous treatment effect, multi-study, R -learner

[†]*Address for correspondence:* Cathy Shyr, 2525 West End Avenue Suite 1562, Nashville, TN 37203. Email: cathy.shyr@vumc.org.

1. Introduction

Heterogeneous treatment effect estimation is central to many modern statistical applications ranging from precision medicine (Collins and Varmus, 2015) to optimal policy making (Hitsch and Misra, 2018). Unlike average treatment effects that assume a constant effect for the whole population, heterogeneous treatment effects vary across individuals based on their unique characteristics and, as a result, are crucial in informing personalized treatment strategies or policies (Kosorok and Laber, 2019; Wang and Yang, 2022). While facilitation of systematic data sharing led to increased access to multiple studies targeting the same treatment (Kannan et al., 2016; Manzonni et al., 2018), estimating heterogeneous treatment effects on multiple studies is statistically challenging due to various sources of between-study heterogeneity, including differences in study design, data collection and measurement methods, confounders, and study-specific sample characteristics. In this work, we propose a general approach for estimating heterogeneous treatment effects using multiple studies that explicitly accounts for between-study heterogeneity.

Existing methods for heterogeneous treatment effect estimation mainly focus on the single-study setting. These approaches range from inverse probability weighting estimators (Abrevaya et al., 2015) to tree-based approaches (Wager and Athey, 2018), boosting (Powers et al., 2018), and combinations of machine learning techniques (Künzel et al., 2019). Nie and Wager (2021) proposed the *R*-learner, a general class of two-step algorithms motivated by Robinson’s transformation (Robinson, 1988). In the first step, the *R*-learner estimates two “nuisance” functions, the mean outcome and propensity score functions, to form an objective function that isolates the causal component of the signal. In the second step, this data-adaptive objective function (known as the *R*-loss) is optimized to estimate the heterogeneous treatment effect. These steps give the *R*-learner approach several advantages over existing, more ad hoc methods (Shalit et al., 2017; Powers et al., 2018) by separating two important tasks. First, it’s robust to confounding by eliminating spurious correlations between the nuisance functions via the structure of the *R*-loss; second, it induces a representation that accurately expresses the heterogeneous treatment effect. The separation of tasks allows for considerable algorithmic flexibility, as any off-the-shelf loss-minimization method (e.g., penalized regression, deep neural networks, boosting) can be employed in either step. Moreover, the method used in the second step only needs to find a generalizable minimizer of the *R*-loss, rather than also control for spurious correlations, allowing us to confidently use black-box machine learning methods (Nie and Wager, 2021). Recently, Wu and Yang (2021) proposed the integrative *R*-learner that leverages data from two sources, a randomized clinical trial and an observational study, for estimating heterogeneous treatment effects. The integrative *R*-learner relies on the assumption that heterogeneous treatment effects are identical across both sources, which is common in existing literature to allow transporting causal inference across studies (Buchanan et al., 2018; Dahabreh and Hernán, 2019; Dahabreh et al., 2019). In practice, this assumption will be violated if heterogeneous treatment effect functions differ across studies. We propose the multi-study *R*-learner for estimating heterogeneous treatment effects in the presence of between-study heterogeneity. When there is no between-study heterogeneity, Nie and Wager (2021)’s *R*-learner is a special case of the multi-study *R*-learner.

In this paper, there are two concepts of heterogeneity: heterogeneity in the treatment effect across individuals, and heterogeneity of various distributions between studies. The former refers to variation in the treatment effect across individuals with different covariates. For example, the effect of a targeted cancer treatment (Habeeb et al., 2016) can vary across different cancer sub-types depending on whether the genetic alteration targeted by the drug is present in the sub-type. In contrast, between-study heterogeneity refers to differences in study characteristics, including design, data collection and measurement methods, confounders, and sample characteristics. These concepts are distinct in that heterogeneous treatment effects can occur within studies in the absence of between-study heterogeneity. They are also connected, as the presence of between-study heterogeneity may result in heterogeneous treatment effects that differ across studies.

Similar to the R -learner, the multi-study R -learner is a general class of algorithms that allows flexible estimation using machine learning techniques in both steps. In addition to estimating the nuisance functions in the first step, we also estimate the membership probability for an individual to belong to a particular study, based on their covariates. We extend the R -loss to the multi-study setting by linking the study-specific heterogeneous treatment effects with the nuisance functions through the membership probabilities. Optimizing the multi-study R -loss enables borrowing information across studies and, as between-study heterogeneity increases, results in higher estimation accuracy compared to the R -learner. We show analytically that optimizing the multi-study R -loss is equivalent to optimizing the oracle loss up to an error that diminishes at a relatively fast rate with the combined sample size of all studies. Under the series estimation framework, we derive a point-wise asymptotic normality result for the multi-study R -learner estimator. Empirically, we show via cancer data experiments that, as between-study heterogeneity increases, the multi-study R -learner results in lower estimation error than the R -learner.

2. Methods

2.1. Problem

Suppose we have data from K studies, indexed by $k = 1, \dots, K$. For individual $i = 1, \dots, n$, we observe the random tuples (Y_i, X_i, A_i, S_i) where $Y_i \in \mathbb{R}$ denotes the outcome, $X_i \in \mathcal{X} \subset \mathbb{R}^p$ the covariates, $A_i \in \{0, 1\}$ the treatment assignment and $S_i \in \{1, 2, \dots, K\}$ the study membership. Study k consists of n_k independent and identically distributed tuples, and $n := \sum_{k=1}^K n_k$ is the combined sample size. We adopt the potential outcomes framework (Rubin, 1974) and let $\{Y_i(1), Y_i(0)\}$ denote the counterfactual outcomes that would have been observed given the treatment assignments $A_i = 1$ and $A_i = 0$, respectively. We now introduce definitions of study-specific heterogeneous treatment effect functions for the multi-study case.

DEFINITION 1. *The study-specific heterogeneous treatment effect function, given covariates $x \in \mathcal{X}$, in study k is*

$$\tau_k(x) = E[Y_i(1) - Y_i(0) | X_i = x, S_i = k], \quad i = 1, \dots, n \quad k = 1, \dots, K.$$

Our goal is to estimate the treatment effect for a new individual from whom the study label is unspecified, and whose covariates are $x \in \mathcal{X}$, by leveraging data from the K

studies. We refer to this simply as heterogeneous treatment effect without the “study-specific” designation, and denote it by $\tau(x)$. Formally,

DEFINITION 2. *The heterogeneous treatment effect given covariates $x \in \mathcal{X}$ is*

$$\tau(x) = E[Y_i(1) - Y_i(0)|X_i = x], \quad i = 1, \dots, n.$$

Let $p(k|x) = P(S_i = k|X_i = x)$ denote the membership probability of belonging to study $k = 1, \dots, K$ given covariates x . From Definition 1, it follows that

$$\tau(x) = \sum_{k=1}^K \tau_k(x)p(k|x).$$

In practice, $\tau(x)$ has important implications for informing personalized treatment strategies, as clinicians would want to understand the effect of a treatment for a new patient with covariates x based on information from K related but somewhat heterogeneous studies. Because $\tau(\cdot)$ is a weighted average of $\tau_k(\cdot)$, $k = 1, \dots, K$, we proceed by estimating $\tau_k(\cdot)$ from the K studies and consider properties of our procedure for this estimation step as well. To this end, we make the following identifiability assumptions:

Assumption 1 (Consistency). $Y_i = Y_i(1)A_i + Y_i(0)(1 - A_i)$ for $i = 1, \dots, n$.

Assumption 2 (Mean unconfoundedness within study).

$$E[Y_i(a)|A_i = a, X_i = x, S_i = k] = E[Y_i(a)|X_i = x, S_i = k],$$

for $k = 1, \dots, K$, $a = 0, 1$ and $i = 1, \dots, n$.

Assumption 1 states that the observed outcome is equal to the potential outcome under the treatment actually received. *Assumption 2* posits that there is no unmeasured confounding in the mean outcome function conditional on the observed covariates within each study.

2.2. Multi-Study Robinson’s Transformation

To motivate the multi-study R -learner, we extend Robinson’s transformation (Robinson, 1988) to the multi-study setting. Let $m(x) := E[Y_i|X_i = x]$ denote the conditional mean outcome function. It’s helpful to first re-write $m(x)$ as

$$m(x) = \sum_{k=1}^K \{\mu_k^{(0)}(x) + e_k(x)\tau_k(x)\}p(k|x), \quad (1)$$

where $\mu_k^{(0)}(x) := E[Y_i(0)|X_i = x, S_i = k]$ denotes the study-specific conditional response under treatment $a = 0$, $e_k(x) := P(A_i = 1|X_i = x, S_i = k)$ the study-specific treatment propensity, and $p(k|x)$ the membership probability describing how likely an individual with covariates x is to belong to study k . These membership probabilities, which can be

estimated empirically on $\{(X_i, S_i)\}_{i=1}^n$ using a multi-class model, weight study-specific functions and enable borrowing information across studies. We let

$$\epsilon_i := Y_i - \sum_{k=1}^K \left\{ \mu_k^{(0)}(X_i) + A_i \tau_k(X_i) \right\} p(k|X_i)$$

denote the error term. Then, it follows that

$$Y_i - m(X_i) = \sum_{k=1}^K \{A_i - e_k(X_i)\} \tau_k(X_i) p(k|X_i) + \epsilon_i, \quad i = 1, \dots, n. \quad (2)$$

We establish the validity of equation (2) as the multi-study Robinson's transformation in Proposition 1.

PROPOSITION 1. *Under Assumption 2, $E[\epsilon_i|A_i, X_i] = 0$.*

A proof is provided in the appendix. When there is no between-study heterogeneity in the mean outcome functions, propensity scores, and heterogeneous treatment effects, that is when, for all k 's, $m_k(\cdot) = m(\cdot)$, $\mu_k^{(0)}(\cdot) = \mu^{(0)}(x)$, $e_k(\cdot) = e(\cdot)$, and $\tau_k(\cdot) = \tau(\cdot)$, then equation (2) becomes identical to the single-study Robinson transformation,

$$Y_i - m(X_i) = (A_i - e(X_i))\tau(X_i) + \epsilon_i \quad (3)$$

with error $\epsilon_i = Y_i - \mu^{(0)}(X_i) + A_i\tau(X_i)$. Thus, in the absence of between-study heterogeneity, Nie and Wager (2021)'s *R*-learner is a special case of the multi-study *R*-learner, which we formally introduce in the next section.

2.3. Multi-Study *R*-Learner

The multi-study Robinson's transformation in equation (2) implies a duality between the estimation of the study-specific heterogeneous treatment effect functions $\tau_1(\cdot), \dots, \tau_K(\cdot)$ and the regression problem with outcome $Y_i - m(X_i)$ and covariate $(A_i - e_k(X_i))p(k|X_i)$, for $k = 1, \dots, K$. As such, the study-specific heterogeneous treatment effect function $\tau_k(\cdot)$ can be estimated via the regression coefficient of $(A_i - e_k(X_i))p(k|X_i)$. To this end, we define the following optimization procedure.

Begin by considering the the multi-study oracle *R*-loss, defined, for fixed nuisance functions and membership probabilities, as

$$L_n(\tau_1(\cdot), \dots, \tau_K(\cdot)) = \frac{1}{n} \sum_{i=1}^n \left[\{Y_i - m(X_i)\} - \sum_{k=1}^K \{A_i - e_k(X_i)\} p(k|X_i) \tau_k(X_i) \right]^2. \quad (4)$$

In practice, the true nuisance functions and membership probabilities are unknown and need to be estimated from data to obtain $\hat{m}(\cdot), \hat{e}_1(\cdot), \dots, \hat{e}_K(\cdot)$ and $\hat{p}(1|\cdot), \dots, \hat{p}(K|\cdot)$. This can be done using any machine learning technique appropriate for the problem at hand, such as penalized regression, deep neural networks, or boosting. Next, to mitigate potential overfitting, consider a regularizer Λ_τ on the complexity of $\tau_1(\cdot), \dots, \tau_K(\cdot)$.

Putting these pieces together, the optimal study specific heterogeneous treatment effects satisfy: $\{\hat{\tau}_1(\cdot), \dots, \hat{\tau}_K(\cdot)\} =$

$$= \arg \min_{\tau_1, \dots, \tau_K} \left\{ \frac{1}{n} \sum_{i=1}^n \left[\{Y_i - \hat{m}(X_i)\} - \sum_{k=1}^K \{A_i - \hat{e}_k(X_i)\} \hat{p}(k|X_i) \tau_k(X_i) \right]^2 + \Lambda_\tau \right\}. \quad (5)$$

To summarize, the multi-study R -learner is a general class of algorithms defined by the following three steps:

1. Estimate study-specific nuisance functions $e_1(\cdot), \dots, e_K(\cdot)$ by separate analyses of the K studies.
2. Estimate nuisance function $m(\cdot)$ and membership probabilities $p(1|\cdot), \dots, p(K|\cdot)$ by a pooled analysis of the K studies.
3. Estimate heterogeneous treatment effects $\tau_1(\cdot), \dots, \tau_K(\cdot)$ using the multi-study version of Robinson's transformation and a pooled analysis of the K studies.

In our specific implementation, to obtain estimates of the nuisance functions $\hat{m}(\cdot)$ and $\hat{e}_k(\cdot)$, and $\hat{p}(k|\cdot)$, we leverage cross-fitting, a sample-splitting strategy introduced by Chernozhukov et al. (2018) in the context of debiased/double machine learning. We randomly divide n samples into Q evenly-sized folds, where Q is typically in the 5 to 10 range. Let $q(i) \in \{1, \dots, Q\}$ denote the index of the fold to which individual i ($i = 1, \dots, n$) belongs. We denote the estimates of $m(\cdot)$ and $p(k|\cdot)$ based on all samples except for those in the fold $q(i)$ as $\hat{m}^{-q(i)}(\cdot)$ and $\hat{p}^{-q(i)}(k|\cdot)$, respectively. To obtain cross-fitted estimates of study-specific quantities such as $e_k(\cdot)$ ($k = 1, \dots, K$), the process is similar except we randomly divide the n_k samples from study k into Q evenly-sized folds. We let $\hat{e}_k^{-q_k(i)}(\cdot)$ denote the estimate based on all n_k samples from study k except for those in $q_k(i)$, where $q_k(i) \in \{1, \dots, Q\}$ denotes the index of the fold to which individual i of study k belongs. We minimize $\hat{L}_n(\{\tau_k(\cdot)\}_{k=1}^K) + \Lambda_\tau$ with respect to $\{\tau_k(\cdot)\}_{k=1}^K$, where

$$\hat{L}_n(\{\tau_k(\cdot)\}_{k=1}^K) = \frac{1}{n} \sum_{i=1}^n \left[\{Y_i - \hat{m}^{-q(i)}(X_i)\} - \sum_{k=1}^K \{A_i - \hat{e}_k^{-q_k(i)}(X_i)\} \hat{p}^{-q(i)}(k|X_i) \tau_k(X_i) \right]^2 \quad (6)$$

is the plug-in multi-study R -loss.

Under the multi-study R -learner framework, we estimate nuisance functions with cross-fitting in Steps 1 and 2 and substitute the estimates into the multi-study R -loss (6) to estimate study-specific heterogeneous treatment effects in Step 3. Because $\tau(x) = \sum_{k=1}^K \tau_k(x) p(k|x)$ by definition, we can obtain $\hat{\tau}(x)$ for a new individual with covariates x by calculating the weighted average of study-specific heterogeneous treatment effects, i.e., $\hat{\tau}(x) = \sum_{k=1}^K \hat{\tau}_k(x) \hat{p}(k|x)$, where the weights are the estimated membership probabilities.

3. Theoretical Results

3.1. Goals

The goal of our theoretical analysis is two-fold. First, we show that the difference between the oracle multi-study R -loss $L_n(\{\tau_k(\cdot)\}_{k=1}^K)$ in (4) and the plug-in version $\hat{L}_n(\{\tau_k(\cdot)\}_{k=1}^K)$ in (6) diminishes at a relatively fast rate with n . Second, we show that

the multi-study R -learner is asymptotically unbiased and normally distributed. To make progress analytically, we proceed under the series approximation framework (Wasserman, 2006; Belloni et al., 2015) where $\tau_k(x)$ can be approximated by a linear combination of some pre-specified basis functions $v_k(x) := (v_{k,1}(x), \dots, v_{k,d_k}(x))^\top$. That is,

$$\tau_k(x) \approx v_k^\top(x) \beta_k,$$

where $\beta_k \in \mathbb{R}^{d_k}$ are the corresponding combination weights. Examples of basis functions include polynomial (i.e., $v_k(x) = (1, x, x^2, \dots, x^{d_k-1})^\top$) and regression splines (e.g., a regression spline series of order 3, with equally spaced knots l_1, \dots, l_{d_k-4} is $v_k(x) = (1, x, x^2, x^3, (x - l_1)_+^3, \dots, (x - l_{d_k-4})_+^3)^\top$), among others. We allow d_k to grow with the sample size n_k to balance the trade-off between bias and variance (Belloni et al., 2015). Note that the set of basis functions is not necessarily the same across studies. If the approximation error of $\tau_k(x)$ is asymptotically negligible, then the multi-study R -loss becomes a quadratic function of the combination weights $\beta = (\beta_1^\top, \dots, \beta_K^\top)^\top$. To see this, let $d = \sum_{k=1}^K d_k$, $v(x) = (v_1(x)^\top, \dots, v_K(x)^\top)^\top$, and \mathbb{I}_n denote the n -dimensional identity matrix. It follows that

$$\sum_{k=1}^K (a - e_k(x)) p(k|x) \tau_k(x) =: f(a, x) =: u(a, x)^\top \beta + r_f(a, x), \quad (7)$$

where $r_f(a, x)$ is the approximation error for function f , $u(a, x) := W(a, x)Z(x)v(x)$, and

$$W(a, x) := \text{blkdiag}(\{W_k(a, x)\}_{k=1}^K) \in \mathbb{R}^{d \times d}, \quad W_k(a, x) := (a - e_k(x)) \mathbb{I}_{d_k} \in \mathbb{R}^{d_k \times d_k},$$

$$Z(x) := \text{blkdiag}(\{Z_k(x)\}_{k=1}^K) \in \mathbb{R}^{d \times d}, \quad Z_k(x) := p(k|x) \mathbb{I}_{d_k} \in \mathbb{R}^{d_k \times d_k}.$$

We can now re-express the oracle multi-study R -loss in (4) as a quadratic function of β . That is,

$$L_n(\beta) = \frac{1}{n} \sum_{i=1}^n [\{Y_i - m(X_i)\} - u_i^\top \beta]^2, \quad (8)$$

where $u_i = u(A_i, X_i)$. The analog of the plug-in multi-study R -loss is

$$\hat{L}_n(\beta) = \frac{1}{n} \sum_{i=1}^n [\{Y_i - \hat{m}^{-q(i)}(X_i)\} - \hat{u}_i^\top \beta]^2, \quad (9)$$

where $\hat{u}_i := \hat{W}_i \hat{Z}_i v_i$, and

$$\hat{W}_i := \text{blkdiag}(\{\hat{W}_{k,i}\}_{k=1}^K) \in \mathbb{R}^{d \times d}, \quad \hat{W}_{k,i} := (A_i - \hat{e}_k^{-q_k(i)}(X_i)) \mathbb{I}_{d_k} \in \mathbb{R}^{d_k \times d_k},$$

$$\hat{Z}_i := \text{blkdiag}(\{\hat{Z}_{k,i}\}_{k=1}^K) \in \mathbb{R}^{d \times d}, \quad \hat{Z}_{k,i} := \hat{p}^{-q(i)}(k|x) \mathbb{I}_{d_k} \in \mathbb{R}^{d_k \times d_k}.$$

In practice, estimates of $\tau_k(\cdot)$, $k = 1, \dots, K$, can be obtained by first deriving the optimizer

$$\hat{\beta} = \arg \min_b \frac{1}{n} \sum_{i=1}^n [\{Y_i - \hat{m}^{-q(i)}(X_i)\} - \hat{u}_i^\top b]^2 \quad (10)$$

from (9) and then setting $\hat{\tau}_k(x) = u_k^\top(x) \hat{\beta}_k$. Because $\tau(\cdot)$ is a weighted average of $\tau_k(\cdot)$, we calculate $\hat{\tau}(x) = \sum_{k=1}^K \hat{\tau}_k(x) \hat{p}(k|x)$.

3.2. Assumptions

To show that the multi-study R -learner estimator $\hat{\tau}(x)$ is asymptotically unbiased and normal for any $x \in \mathcal{X}$, we make a number of assumptions. We use the notation $a \lesssim b$ to denote $a \leq cb$ for some constant $c > 0$ that does not depend on n .

Assumption 3 (Boundedness). $\|\tau_k(x)\|_\infty$ and $E[(Y_i - m(X_i))^2 | X_i = x, A_i = a]$ are bounded, for any $x \in \mathcal{X}$, $a = 0, 1$, $k = 1, \dots, K$ and $i = 1, \dots, n$.

Assumption 4 (Estimation accuracy). Let

$$b_k(X_i, A_i) := \left((e_k(X_i) - A_i)p(k|X_i) - (\hat{e}_k^{-q_k(i)}(X_i) - A_i)\hat{p}^{-q(i)}(k|X_i) \right) v_k^\top(X_i)\beta_k.$$

We assume that

$$\begin{aligned} E \left[(m(X_i) - \hat{m}^{-q(i)}(X_i))^2 \right] &= O(a_n^2) \\ E \left[(b_k(X_i, A_i))^2 \right] &= O(a_n^2) \\ E[b_k(X_i, A_i)b_{k'}(X_i, A_i)] &= O(a_n^2), \quad k, k' = 1, \dots, K \end{aligned}$$

where a_n is a sequence such that $a_n = O(n^{-r})$ with $r > 1/4$.

Assumption 5 (Eigenvalues). Eigenvalues of $Q := E[u_i u_i^\top]$ are bounded above and away from zero.

Assumption 6 (Approximation).

(a) For each n and d , there are finite constants c_d and l_d such that for each $f \in \mathcal{G}$,

$$\|r_f\|_{F,2} := \sqrt{\sum_{a=0}^1 \left(\int_{x \in \mathcal{X}} r_f^2(a, x) dF(x) \right)} \leq c_d$$

and

$$\|r_f\|_{F,\infty} := \sup_{x \in \mathcal{X}, a \in \{0,1\}} |r_f(a, x)| \leq l_d c_d,$$

where \mathcal{G} is a function class.

(b) Uniformly over n ,

$$\sup_{x \in \mathcal{X}} E[\epsilon_i^2 I\{|\epsilon_i| > M\} | X_i = x] \rightarrow 0$$

as $M \rightarrow \infty$.

(c) Let $\underline{\sigma}^2 = \inf_{x \in \mathcal{X}} E[\epsilon_i^2 | X_i = x]$. We assume that $\underline{\sigma}^2 \gtrsim 1$.

(d) Let $\xi_d = \sup_{a,x} \|u(a, x)\|$, we assume that

$$(\xi_d^2 \log(d)/n)^{1/2} \left(1 + \sqrt{d} l_d c_d \right) \rightarrow 0 \quad \text{and} \quad l_d c_d \rightarrow 0.$$

(e) $\lim_{n \rightarrow \infty} \sqrt{n/d} \cdot l_d c_d = 0$.

Assumption 3 ensures boundedness. *Assumption 4* requires the convergence rate of estimators for the nuisance functions to be faster than $n^{-1/4}$. This is plausible because the Neyman orthogonality of the loss function renders the impact of the estimated nuisance functions negligible (Chernozhukov et al. (2018)). *Assumptions 5-6* are required for the pointwise normality result for the multi-study R -learner estimator (c.f. Theorem 4.2 in Belloni et al. (2015)). *Assumption 5* is a regularity condition ensuring that u_i does not suffer from multi-collinearity. In *Assumption 6a*, the finite constants c_d and l_d together characterize the approximation properties of $u(a, x)^\top \beta$ to $f(a, x)$. *Assumption 6b* is a mild uniform integrability condition, and it holds if for some $m > 2$, $\sup_{x \in \mathcal{X}} E[|\epsilon_i|^m | X_i = x] \lesssim 1$. *Assumption 6c* is used to standardize the multi-study R -learner estimator. *Assumption 6d* ensures that the impact of unknown design and approximation error on the sampling error of the estimator is negligible, and *Assumption 6e* ensures the approximation error is negligible relative to the estimation error.

3.3. Results

LEMMA 1. Under Assumptions 3-4, $\hat{L}_n(\beta) = L_n(\beta) + O_p(a_n^2)$.

THEOREM 1. Under Assumptions 1-6, for any $x \in \mathcal{X} \subseteq \mathbb{R}^p$,

$$\sqrt{n} \frac{\hat{\tau}(x) - \tau(x)}{\|s(x)\|} \xrightarrow{d} N(0, 1)$$

where $s(x) = \Omega^{1/2} Z(x) v(x)$ and $\Omega = Q^{-1} E[\epsilon_i^2 u_i u_i^\top] Q^{-1}$.

Proofs of the above results are provided in the appendix. Lemma 1 states that the difference between the oracle (4) and plug-in (6) loss functions diminishes with rate a_n^2 , where $a_n = O(n^{-r})$ and $r > 1/4$. This implies that $\hat{\beta} = \arg \min_b \frac{1}{n} \sum_{i=1}^n \{Y_i - m(X_i) - u_i^\top b\}^2 + O_p(a_n^2)$. Using this result, Theorem 1 provides the pointwise convergence in distribution result for the multi-study R -learner estimator $\hat{\tau}(x)$ at any $x \in \mathcal{X}$.

4. Experimental Results

4.1. Ovarian Cancer Data Experiment

We conducted simulations to compare the performance of the multi-study R -learner to the original R -learner (Nie and Wager, 2021) for estimating heterogeneous treatment effects on unseen individuals. Specifically, we considered four scenarios (A-D) to explore combinations of different functional forms of $\tau_k(\cdot)$ (linear vs. nonlinear) and study designs (randomized vs. observational). For each scenario, we generated $K = 4$ studies with a combined size of $n = 400$. We randomly sampled $p = 40$ covariates (gene expression data) from the `curatedOvarianData` R package (Ganzfried et al. (2013)) to reflect realistic and potentially heterogeneous covariate distributions. For study $k = 1, \dots, 4$, we generated study-specific heterogeneous treatment effects,

$$\tau_k(\tilde{X}_i) = \tilde{X}_i \beta_k^\top + Z_i \gamma_k^\top, \quad (11)$$

where $\tilde{X}_i \in \mathbb{R}^b$ was the basis-expanded predictor vector, $\beta_k^\tau \sim \text{MVN}(2, I)$, and $Z_i \in \mathbb{R}^q$ was a subset of \tilde{X}_i that corresponded to the random effects $\gamma_k^\tau \in \mathbb{R}^q$. The random effects have $E[\gamma_k^\tau] = 0$ and $\text{Cov}(\gamma_k^\tau) = \text{diag}(\sigma_1^2, \dots, \sigma_q^2)$. If $\sigma_j^2 > 0$, then the effect of the j th basis-expanded covariate varies across studies; if $\sigma_j^2 = 0$, then the covariate has the same effect in each study. In Scenarios A and B, we assumed that $\tau_k(\cdot)$ s were linear; in Scenarios C and D, we assumed nonlinear $\tau_k(\cdot)$ s, where the first coordinate in X_i was expanded with a cubic spline at knot = 0, i.e.,

$$\tilde{X}_i = [X_{i1} \ X_{i1}^2 \ X_{i1}^3 \ (X_{i1} - 0)_+^3 \ X_{i2} \ \dots \ X_{ip}]^\top.$$

We generated the treatment assignment and outcome as

$$A_i | X_i, S_i = k \sim \text{Bernoulli}(e_k(X_i)), \quad \epsilon_i | X_i \sim N(0, 1),$$

$$Y_i = \sum_{k=1}^K \left[\mu_k^{(0)}(X_i) + A_i \tau_k(X_i) \right] p(k | X_i) + \epsilon_i,$$

respectively. We assigned each observation to one of $K = 4$ studies based on its membership probability:

$$p(k | X_i) \sim \text{Multinom} \left(n = 400, K = 4, p_k = \frac{\exp(X_i \beta_k)}{1 + \sum_{k=1}^{K-1} \exp(X_i \beta_k)} \text{ for } k = 2, 3, 4 \right)$$

where $\sum_{k=1}^K p_k = 1$ and $\beta_k \sim \text{MVN}(0, I)$. We generated the mean counterfactual model under treatment $a = 0$ as

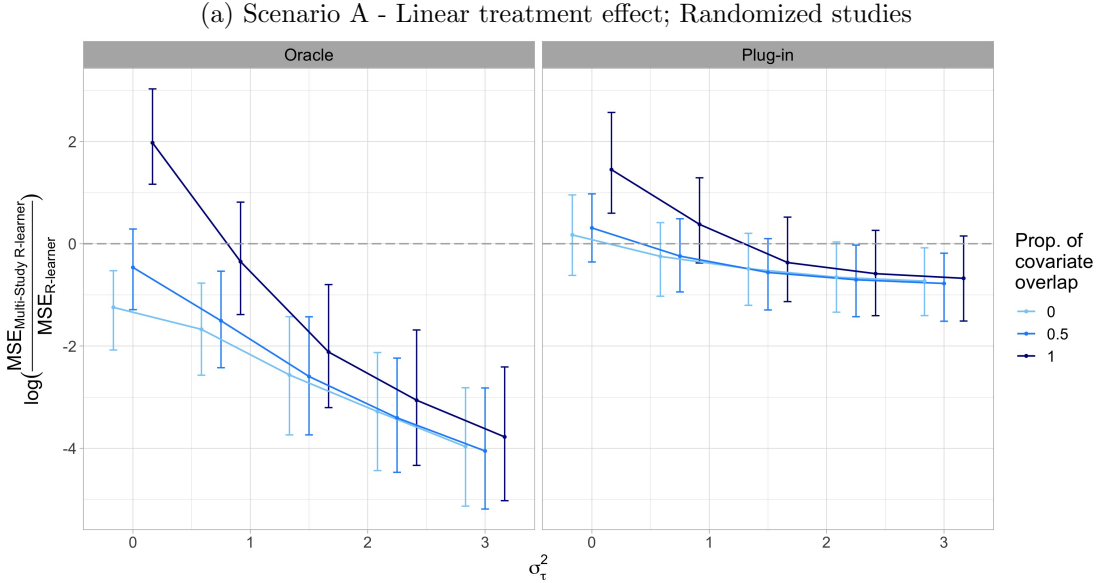
$$\mu_k^{(0)}(X_i) = X_i \beta_k^{(0)},$$

with $\beta_k^{(0)} \sim \text{MVN}(0, I)$. In Scenarios A and C, the studies were randomized, so $e_k(x) = 0.5$ for all x . In B and D, the studies were observational, so we generated $e_k(X_i) = \text{expit}(X_i \beta_k^e)$, where $\beta_k^e \sim \text{MVN}(0, I)$. We estimated the nuisance functions $m(\cdot)$, $e_k(\cdot)$, and $p(k | \cdot)$, $k = 1, \dots, K$, with elastic net.

Under each scenario, we introduced between-study heterogeneity in two ways. First, we introduced heterogeneity in the magnitude of the covariates' regression coefficients by varying σ_τ^2 . Second, we varied the degree of overlap in covariates' support by changing the proportion of overlap p_o . For each study, we randomly selected eight of the 40 covariates to have an effect on the outcome and assigned them random effects. This selection also applied to basis-expanded covariates, i.e., if X_{i1} was selected, then its entire basis-expanded covariate vector $[X_{i1} \ X_{i1}^2 \ X_{i1}^3 \ (X_{i1} - 0)_+^3]^\top$ was assigned random effects. We assumed equal variance, that is, $\sigma_j^2 = \sigma_\tau^2$ for $j = 1, \dots, q$. Without loss of generality, suppose for instance that we selected X_{i33}, \dots, X_{i40} . If $p_o = 1$, then all studies shared the same support, i.e., $\text{supp}_k(X_i) = \{X_{i33}, \dots, X_{i40}\} \forall k$. If $p_o = 0.5$, then all studies shared the same support for four covariates, and each study had four study-specific ones. Suppose $\{X_{i33}, \dots, X_{i36}\}$ was common to all studies, then $\text{supp}_k(X_i) \cap \text{supp}_{k'}(X_i) = \{X_{i33}, \dots, X_{i36}\}$ for all $k \neq k'$. If $p_o = 0$, then the studies did not overlap in their covariates' support, i.e., $\text{supp}_k(X_i) \cap \text{supp}_{k'}(X_i) = \emptyset$ for all $k \neq k'$. In Scenarios B and D, varying the magnitude and support of regression coefficients

corresponded to different confounding mechanisms because $\{X_{i33}, \dots, X_{i40}\}$ influenced both the treatment assignment and the mean outcome model. For each simulation replicate, we randomly divided each study into training and testing with a 70/30 split. All analyses were performed using R version 4.0.2.

Figure 1 shows the \log_2 mean squared error (MSE) ratio, i.e., $\log \left(\frac{\text{MSE}_{\text{Multi-study } R\text{-learner}}}{\text{MSE}_{R\text{-learner}}} \right)$, comparing the multi-study R -learner to the R -learner on the unseen test set. We define $\text{MSE}_{\text{model}}$ as $\frac{1}{n_{\text{test}}} \sum_{j=1}^{n_{\text{test}}} (\tau(x_j) - \hat{\tau}_{\text{model}}(x_j))^2$, where n_{test} is the number of observations in the test set. Under each scenario, we considered two optimization settings: the oracle setting where the true nuisance functions are known (left panel), and the plug-in setting where the nuisance functions need to be estimated from data (right panel). Specifically, we used elastic net to estimate the nuisance functions under the plug-in setting. Overall, as between-study heterogeneity increases, the multi-study R -learner outperforms the R -learner on the test set, and this difference in performance is more prominent under the oracle setting. When treatment is randomized (Fig. 1a, 1c), merging the data and fitting an R -learner is preferred when between-study heterogeneity (σ_τ^2) is low. As σ_τ^2 increases, however, there exists a transition point beyond which the multi-study R -learner outperforms the R -learner. When studies are observational (Fig. 1b, 1d), the multi-study R -learner shows favorable performance across all levels of p_o and σ_τ^2 in the oracle setting (left panel). On the other hand, the multi-study R -learner is preferred when between-study heterogeneity is high in the plug-in setting (right panel).



4.2. Breast Cancer Data Experiment

To illustrate the multi-study R -learner in a second realistic application, we used data from the `curatedBreastData` R package (Planey et al. (2015)). In contrast to the data

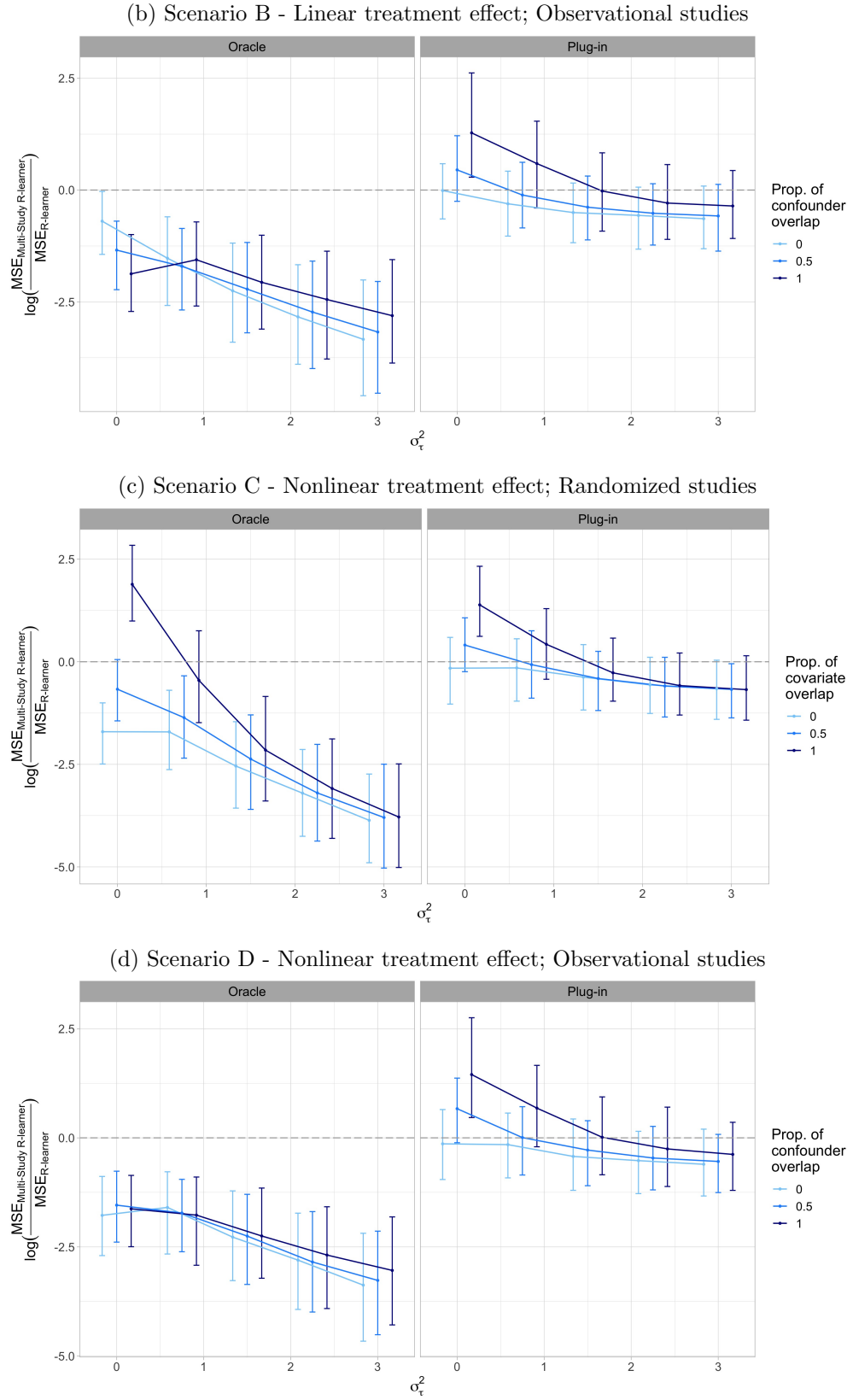


Fig. 1: \log_2 mean squared error (MSE) ratio comparing multi-study R -learner to R -learner evaluated on the test set. The solid circles represent the average performance ratios, and vertical bars the 95% confidence intervals calculated using 500 replicates.

experiments on ovarian cancer from the previous section, we now let both the baseline signal and the propensity scores come from real data. We considered the challenge of estimating heterogeneous treatment effects of neoadjuvant chemotherapy on breast cancer patients using randomized and observational data. Breast cancer is a molecularly heterogeneous disease consisting of four main subtypes: 1) HR+/HER2-, 2) HR-/HER2-, 3) HR+/HER2+, and 4) HR-/HER2+ (Hwang et al. (2019)). HR+ means that tumor cells have excessive levels of hormone receptors (HR) for estrogen or progesterone, which promote the growth of HR+ tumors; on the other hand, HER2+ means that tumor cells produce high levels of the protein HER2 (human epidermal growth factor receptor 2), which has been shown to be associated with aggressive tumor behavior (Slamon et al. (1987)); conversely, HER2- means that tumor cells do not produce high levels of HER2. On a molecular level, different breast cancers behave and proliferate in various ways. Therefore, it is important to characterize and understand treatment effect heterogeneity for patients with different breast cancer subtypes. Chemotherapy is a common treatment option for breast cancer. Generally, practitioners may recommend neoadjuvant chemotherapy to reduce the size or extent of breast cancer before surgery. Patients who don't respond to neoadjuvant chemotherapy run the additional risk of delaying their main treatment. The purpose of our data experiment was to characterize the heterogeneous treatment effect of anthracycline (A) versus taxane (T), two neoadjuvant chemotherapy regimens for early breast cancer.

The outcome of interest was pathological complete response, defined as disappearance of all invasive cancer in the breast after completion of neoadjuvant chemotherapy ($Y = 1$) or otherwise ($Y = 0$). We identified $K = 2$ studies where patients were administered the neoadjuvant chemotherapy of interest. Treatment labels are $a = 1$ for anthracycline and $a = 0$ for taxane. The first study (GSE21997) was a randomized trial of $n_1 = 94$ women aged between 18 and 79 with stage II-III breast cancer (Martin et al. (2011)). Patients were assigned to receive four cycles of either therapy before surgery. The second study (GSE25065) was an observational study of $n_2 = 168$ women who were HER2- with stage I-III breast cancer (Hatzis et al. (2011)). We focused on $p = 105$ predictors that featured a mix of five clinical and 100 genetic covariates. The clinical covariates include age, histology grade (1-3), HR+ (1 = yes, 0 = no), PR+ (1 = yes, 0 = no), and HER2+ (1 = yes, 0 = no). In addition to these clinical features, oncologists also use results from Oncotype DX, a 21-gene assay that predicts whether a patient will benefit from having chemotherapy, to help inform treatment decisions in practice (Sparano et al. (2008)). Gene expression data on eight of the 21 genes (*SCUBE2*, *MMP11*, *BCL2*, *MYBL2*, *CCNB1*, *ACTB*, *TFRC*, *GSTM1*) were available in the `curatedBreastData` package, and we randomly selected 92 other genes as predictors for both the treatment and outcome variables.

A challenge with illustrating heterogeneous treatment effect estimators on real data is that we do not observe both counterfactual outcomes. Therefore, we simulated study-specific treatment effects to make the task of estimating heterogeneous treatment effects non-trivial. For $k \in \{1, 2\}$, $x \in \mathcal{X}$, and $i \in \{1, \dots, n\}$, we generated

$$\tau_k(x) = P(Y_i(1)|X_i = x, S_i = k) - P(Y_i(0)|X_i = x, S_i = k) =: p_k^{(1)}(x) - p_k^{(0)}(x),$$

where $p_k^{(1)}(x)$ and $p_k^{(0)}(x)$ are study-specific counterfactual probabilities. We generated

$p_k^{(1)}(x)$ and $p_k^{(0)}(x)$ as linear functions of the five clinical features (age, histology grade, HR+, PR+, HER2+) and eight genes (*SCUBE2*, *MMP11*, *BCL2*, *MYBL2*, *CCNB1*, *ACTB*, *TFRC*, *GSTM1*) on the logit scale. The other 92 genes were not modeled to have an effect on $p_k^{(1)}(x)$ and $p_k^{(0)}(x)$ ($k = 1, 2$). Because all participants in study 2 were HER2-, we generated their counterfactual probabilities such that the HER2 effect is the same for all participants in that study. To this end, HER2 status was not a confounder in study 2. To introduce between-study heterogeneity, we assigned random effects with mean 0 and variance σ_τ^2 to the five clinical features (age, histology grade, HR+, PR+, HER2+) and eight genes (*SCUBE2*, *MMP11*, *BCL2*, *MYBL2*, *CCNB1*, *ACTB*, *TFRC*, *GSTM1*); we varied σ_τ^2 from 0 to 2. Details on the functional forms of $p_k^{(1)}(x)$ and $p_k^{(0)}(x)$ ($k = 1, 2$) are provided in the appendix. For individuals in study k with covariate x , we generated counterfactual outcomes $Y(a)$ from Bernoulli with probability $p_k^{(a)}(x)$. Finally, we set $Y = Y(a)$. We randomly divided the data into a training ($n_{\text{train}} = 232$) and test set ($n_{\text{test}} = 30$). To implement the R -learner and multi-study R -learner, we estimated the nuisance functions from the training data using Lasso with tuning parameters selected by cross-validation. Because study 1 was a randomized trial, we used 0.5 as the propensity score, and we estimated $\hat{e}_2(\cdot)$ using training data from study 2. To estimate the membership probabilities, we fit a logistic regression model to the training data's study labels, $S \in \{1, 2\}$. Next, we optimized the R -loss and multi-study R -loss to estimate the heterogeneous treatment effect and calculated the MSE on the test set. We applied the transformation $2 \times \text{expit}(\hat{\tau}(\cdot)) - 1$ to ensure that $\hat{\tau}(\cdot)$ was between -1 and 1. This transformation is intuitive in that positive values of $\hat{\tau}(\cdot)$ correspond to treatment A being more beneficial than T , and vice-versa for negative values.

Figure 2 compares the performance of the multi-study R -learner and the R -learner on the test set. When there is no between-study heterogeneity ($\sigma_\tau = 0$), the R -learner had smaller MSE; as heterogeneity increased, there exists a transition point beyond which the multi-study R -learner demonstrated preferable performance (left panel). Figure 2 shows the true $\tau(\cdot)$ and estimated $\hat{\tau}(\cdot)$ obtained from the R -learner (red) and the multi-study R -learner (green) on the test set (right panel). Each sub-panel corresponds to the variance of random effects, σ_τ^2 , ranging from 0.5 to 2 in increments of 0.5. When $\sigma_\tau^2 = 0$, the R -learner has smaller bias and variance than the multi-study R -learner. As between-study heterogeneity increases, bias increases; in particular, the R -learner tends to have larger bias for more extreme values of $\tau(X_i)$ (i.e., $\tau(X_i) \in [-1, -0.5]$ and $\tau(X_i) \in (0.5, 1]$) than the multi-study R -learner. Thus, when σ_τ^2 is high (e.g., $\sigma_\tau^2 > 1.25$), the multi-study R -learner has smaller estimation error compared to the R -learner (Figure 2).

5. Discussion

In this work, we propose the multi-study R -learner for estimating heterogeneous treatment effects in presence of between-study heterogeneity. This approach extends Nie and Wager (2021)'s R -learner to the multi-study setting and accounts for between-study differences in the mean outcome model, treatment propensity, and heterogeneous treatment effect through membership probabilities. By leveraging cross-study estimates of the nuisance functions, the multi-study R -learner borrows strength across multiple, potentially

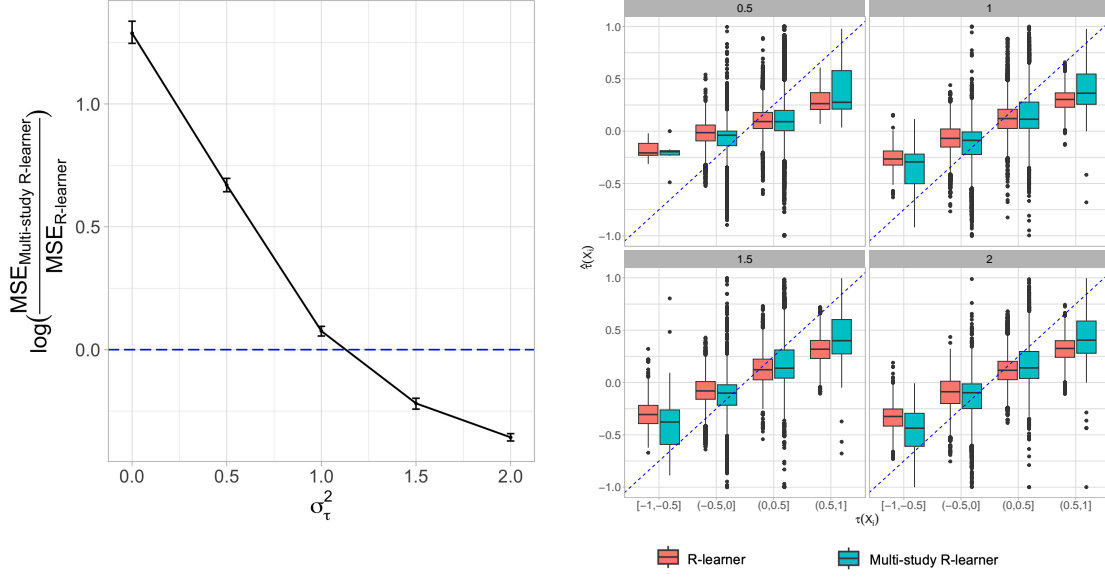


Fig. 2: Comparison of multi-study *R*-learner and the *R*-learner across levels of between-study heterogeneity σ_τ^2 . The left panel shows the MSE ratio on the test set. The right panel shows the true vs. estimated heterogeneous treatment effects for the *R*-learner (red) and the multi-study *R*-learner (green). The boxplots represent the distribution of $\hat{\tau}(X_i)$ across 500 simulation replicates.

heterogeneous studies to estimate heterogeneous treatment effects. Under the series estimation framework, the multi-study *R*-learner estimator is asymptotically unbiased and normal for any $x \in \mathcal{X}$.

The multi-study *R*-learner can be seen as a unifying framework for estimating heterogeneous treatment effects from multiple studies. We highlight two special cases. First, when there is no between-study heterogeneity, the multi-study Robinson transformation in equation (2) reduces to the single-study version in equation (3), so Nie and Wager (2021)’s *R*-learner is a special case of the multi-study *R*-learner. Second, if the studies are designed such that $p(k|\cdot) = 1$ for all individuals in study k and $p(k'|\cdot) = 0$ for studies $k' \neq k$, then optimizing the multi-study *R*-loss is equivalent to optimizing the *R*-loss on each study separately. An example of this is when a study’s exclusion criteria matches the inclusion criteria of another study exactly (e.g., one study recruits participants of ages < 18 , whereas another recruits those ≥ 18). Under the multi-study *R*-learner framework, the consideration of merging vs. study-specific learning for estimating the nuisance functions can impact the estimation of heterogeneous treatment effects. Recent work in multi-study learning investigated two approaches for training machine learning models on multiple studies: 1) merging all studies and training a single model, and 2) training a separate model on each study and combining the resulting predictions. When studies are relatively homogeneous, Patil and Parmigiani (2018) showed that merging can lead to improved prediction performance over ensembling due to increase in sample size; as between-study heterogeneity increases, multi-study ensembling demonstrated preferable

performance. The trade-off between these approaches has been explored in detail for machine learning techniques, such as linear regression (Guan et al. (2019)), random forest (Ramchandran et al. (2020)), and gradient boosting (Shyr et al. (2022)). Ren et al. (2020) explored cross-validation approaches for multi-study stacking, an ensemble learning approach where each machine learning model is weighted by their ability to make cross-study replicable predictions. While we estimated the mean outcome function via a pooled analysis of the K studies, an alternative strategy is to estimate study-specific functions and combine them using membership probabilities. As such, an interesting generalization of the current work is to explore different cross-study learning strategies, such as model stacking, when estimating the mean outcome function.

A related line of work is transporting causal inference from a collection of source studies to a target study. The transportability of average causal effects from randomized clinical trials to observational studies has been explored in detail by Buchanan et al. (2018); Dahabreh et al. (2019); Dahabreh and Hernán (2019). Recently, Wu and Yang (2021) studied the transportability of heterogeneous treatment effects. Similar to this line of work, the multi-study R -learner can be leveraged to transport heterogeneous treatment effects from K source studies to a target patient population via membership probabilities, which reflect how similar the target patients are to the source patients. Our framework is general in that the source studies can feature a mix of randomized and observational studies. Another related line of work is domain adaption/transfer learning on heterogeneous feature spaces (Johansson et al., 2018; Shi et al., 2021). Recently, Bica and van der Schaar (2022) used representation learning to transfer heterogeneous treatment effects across different feature spaces. Specifically, the authors’ approach to domain-specific and shared confounders is very pertinent and can be incorporated into the multi-study R -learner framework as an extension of the current work.

The validity of the multi-study R -learner relies on two key assumptions: consistency and mean unconfoundedness within each study. The former is expected to hold if the treatment is well-defined and that there is no causal interference (i.e., one individual’s outcome is not affected by whether another individual was treated). The latter is a weaker version of $\{Y(1), Y(0)\} \perp\!\!\!\perp A|X, S$, which is commonly assumed in multi-study heterogeneous treatment effect estimation (Wu and Yang, 2021). Both versions will lead to the same optimization problem in equation (4). Under consistency, the assumption of mean unconfoundedness within each study becomes $E[Y|A, X = x, S = k] = E[Y|X = x, S = k]$ for $k = 1, \dots, K$, which is testable using widely available parametric or non-parametric techniques for modeling conditional expectations (Racine et al., 2006; Luedtke et al., 2019). Such statistical testing may be a useful adjunct to assessing this assumption based on substantive knowledge. In addition, methods for estimating bounds on the heterogeneous treatment effect can be leveraged to assess sensitivity to unmeasured confounding (Yadlowsky et al., 2018).

In many areas of research, facilitation of systematic data-sharing increased access to multiple studies that target the same treatment. While this offers new opportunities for estimating treatment effects, it is critical to simultaneously consider and systematically integrate multiple studies under the presence of between-study heterogeneity.

6. Funding

This work was supported by the NIH grant 5T32CA009337-40 (Shyr) and NSF-DMS 2113707 (Parmigiani and Ren).

7. Data availability and code

Data and code to reproduce results from this paper can be found at <https://github.com/cathyshyr/multi-study-r-learner>.

8. Appendix

8.1. Simulation parameters for the membership probability

$$\begin{aligned}
X_i\beta_2 &= -0.841 + 1.384X_{i1} - 0.158X_{i13} - 1.072X_{i14} + 1.499X_{i27} \\
&\quad - 1.010X_{i36} - 2X_{i37} - 0.143X_{i39} + 1.55X_{i40} \\
X_i\beta_3 &= -0.113 + 0.233X_{i2} - 1.272X_{i11} - 0.205X_{i13} + 0.347X_{i15} \\
&\quad + 0.0323X_{i16} + 0.121X_{i20} + 0.926X_{i33} - 1.062X_{i34} \\
X_i\beta_4 &= -1.351 - 0.202X_{i5} + 1.059X_{i10} + 1.243X_{i13} + 0.732X_{i20} \\
&\quad + 0.456X_{i21} + 0.648X_{i24} - 0.392X_{i35} + 0.752X_{i37}.
\end{aligned}$$

8.2. Parameters for the breast cancer data experiment

Let $\gamma_{k,j}^{(1)}, \gamma_{k,j}^{(0)} \sim N(0, \sigma_\tau^2)$ denote the random effects associated with the j th covariate in study k for counterfactual outcomes when $A = 1$ and $A = 0$, respectively.

$$\begin{aligned}
p_1^{(1)}(x) &= \text{expit}((-0.28 - 0.087 \cdot \text{age} + (0.077 + \gamma_{1,1}^{(1)}) \cdot I(\text{ER}+ = 1) - (0.34 + \gamma_{1,2}^{(1)}) \cdot I(\text{PR}+ = 1) \\
&\quad + (0.058 + \gamma_{1,3}^{(1)}) \cdot I(\text{HER2}+ = 1) + (0.009 + \gamma_{1,4}^{(1)}) \cdot \text{histology} + (0.025 + \gamma_{1,5}^{(1)}) \cdot \text{SCUBE2} \\
&\quad + (0.33 + \gamma_{1,6}^{(1)}) \cdot \text{MMP11} - (0.36 + \gamma_{1,7}^{(1)}) \cdot \text{BCL2} + (0.38 + \gamma_{1,8}^{(1)}) \cdot \text{MYBL2} \\
&\quad - (0.22 + \gamma_{1,9}^{(1)}) \cdot \text{CCNB1} - (0.33 + \gamma_{1,10}^{(1)}) \cdot \text{ACTB} - (0.21 + \gamma_{1,11}^{(1)}) \cdot \text{TFRC} \\
&\quad + (0.075 + \gamma_{1,12}^{(1)}) \cdot \text{GSTM1})/50) \\
p_1^{(0)}(x) &= \text{expit}((0.062 - 0.56 \cdot \text{age} - (0.20 + \gamma_{1,1}^{(0)}) \cdot I(\text{ER}+ = 1) + (0.14 + \gamma_{1,2}^{(0)}) \cdot I(\text{PR}+ = 1) \\
&\quad - (0.13 + \gamma_{1,3}^{(0)}) \cdot I(\text{HER2}+ = 1) - (0.083 + \gamma_{1,4}^{(0)}) \cdot \text{histology} - (0.12 + \gamma_{1,5}^{(0)}) \cdot \text{SCUBE2} \\
&\quad + (0.48 + \gamma_{1,6}^{(0)}) \cdot \text{MMP11} - (0.21 + \gamma_{1,7}^{(0)}) \cdot \text{BCL2} - (0.13 + \gamma_{1,8}^{(0)}) \cdot \text{MYBL2} \\
&\quad + (0.004 + \gamma_{1,9}^{(0)}) \cdot \text{CCNB1} + (0.064 + \gamma_{1,10}^{(0)}) \cdot \text{ACTB} + (0.056 + \gamma_{1,11}^{(0)}) \cdot \text{TFRC} \\
&\quad - (0.015 + \gamma_{1,12}^{(0)}) \cdot \text{GSTM1})/50) \\
p_2^{(1)}(x) &= \text{expit}((-0.28 - 0.087 \cdot \text{age} + (0.077 + \gamma_{2,1}^{(1)}) \cdot I(\text{ER}+ = 1) - (0.34 + \gamma_{2,2}^{(1)}) \cdot I(\text{PR}+ = 1) \\
&\quad + (0.009 + \gamma_{2,3}^{(1)}) \cdot \text{histology} + (0.025 + \gamma_{2,4}^{(1)}) \cdot \text{SCUBE2} + (0.33 + \gamma_{2,5}^{(1)}) \cdot \text{MMP11} \\
&\quad - (0.36 + \gamma_{2,6}^{(1)}) \cdot \text{BCL2} + (0.38 + \gamma_{2,7}^{(1)}) \cdot \text{MYBL2} - (0.22 + \gamma_{2,8}^{(1)}) \cdot \text{CCNB1} \\
&\quad - (0.33 + \gamma_{2,9}^{(1)}) \cdot \text{ACTB} - (0.21 + \gamma_{2,10}^{(1)}) \cdot \text{TFRC} + (0.075 + \gamma_{2,11}^{(1)}) \cdot \text{GSTM1})/50) \\
p_2^{(0)}(x) &= \text{expit}((0.062 - 0.56 \cdot \text{age} - (0.20 + \gamma_{2,1}^{(0)}) \cdot I(\text{ER}+ = 1) + (0.14 + \gamma_{2,2}^{(0)}) \cdot I(\text{PR}+ = 1) \\
&\quad - (0.083 + \gamma_{2,3}^{(0)}) \cdot \text{histology} - (0.12 + \gamma_{2,4}^{(0)}) \cdot \text{SCUBE2} + (0.48 + \gamma_{2,5}^{(0)}) \cdot \text{MMP11} \\
&\quad - (0.21 + \gamma_{2,6}^{(0)}) \cdot \text{BCL2} - (0.13 + \gamma_{2,7}^{(0)}) \cdot \text{MYBL2} + (0.004 + \gamma_{2,8}^{(0)}) \cdot \text{CCNB1} \\
&\quad + (0.064 + \gamma_{2,9}^{(0)}) \cdot \text{ACTB} + (0.056 + \gamma_{2,10}^{(0)}) \cdot \text{TFRC} - (0.015 + \gamma_{2,11}^{(0)}) \cdot \text{GSTM1})/50)
\end{aligned}$$

8.3. Proofs

PROOF (PROPOSITION 1).

$$\begin{aligned}
E[\epsilon_i|X_i, A_i] &= E[Y_i(A_i)|A_i, X_i] - E \left[\sum_{k=1}^K \left\{ \mu_k^{(0)}(X_i) + A_i \tau_k(X_i) \right\} p(k|X_i) \middle| A_i, X_i \right] \\
&= E[Y_i(A_i)|A_i, X_i] - \sum_{k=1}^K p(k|X_i) \underbrace{E[E[Y_i(0)|X_i, S_i = k]|A_i, X_i]}_{\mu_k^{(0)}(X_i)} \\
&\quad - A_i \sum_{k=1}^K p(k|X_i) \underbrace{E[E[Y_i(1) - Y_i(0)|X_i, S_i = k]|A_i, X_i]}_{\tau_k(X_i)} \\
&= E[Y_i(A_i)|A_i, X_i] - (1 - A_i) \sum_{k=1}^K p(k|X_i) E[E[Y_i(0)|X_i, S_i = k]|A_i, X_i] \\
&\quad - A_i \sum_{k=1}^K p(k|X_i) E[E[Y_i(1)|X_i, S_i = k]|A_i, X_i] \\
&= E[Y_i(A_i)|A_i, X_i] - (1 - A_i) \sum_{k=1}^K p(k|X_i) E[E[Y_i(0)|A_i = 0, X_i, S_i = k]|A_i, X_i] \\
&\quad - A_i \sum_{k=1}^K p(k|X_i) E[E[Y_i(1)|A_i = 1, X_i, S_i = k]|A_i, X_i] \\
&= 0
\end{aligned}$$

The second to last equality holds by *Assumption 2*. The last equality holds because for $A_i = a \in \{0, 1\}$, we have

$$\begin{aligned}
&E[Y_i(a)|A_i = a, X_i] - \sum_{k=1}^K p(k|X_i) E[E[Y_i(a)|A_i = a, X_i, S_i = k]|A_i = a, X_i] \\
&= E[Y_i(a)|A_i = a, X_i] - \sum_{k=1}^K p(k|X_i) E[Y_i(a)|A_i = a, X_i] \\
&= E[Y_i(a)|A_i = a, X_i] - E[Y_i(a)|A_i = a, X_i] \\
&= 0.
\end{aligned}$$

PROOF (LEMMA 1). Recall that

$$\hat{L}_n(\beta) = \frac{1}{n} \sum_{i=1}^n \left[\{Y_i - \hat{m}^{-q(i)}(X_i)\} - \hat{u}_i^\top \beta \right]^2$$

and

$$L_n(\beta) = \frac{1}{n} \sum_{i=1}^n [\{Y_i - m(X_i)\} - u_i^\top \beta]^2.$$

We can re-write $\hat{L}_n(\beta)$ as

$$\hat{L}_n(\beta) = \frac{1}{n} \sum_{i=1}^n \left[\{Y_i - \hat{m}^{-q(i)}(X_i)\} - \sum_{k=1}^K \{A_i - \hat{e}_k^{-q_k(i)}(X_i)\} \hat{p}^{-q(i)}(k|X_i) v_k(X_i)^\top \beta_k \right]^2,$$

where $\beta_k \in \mathbb{R}^{d_k}$ is the vector of coefficients for study k . Similarly, we can re-write $L_n(\beta)$ as

$$L_n(\beta) = \frac{1}{n} \sum_{i=1}^n \left[\{Y_i - m(X_i)\} - \sum_{k=1}^K \{A_i - e_k(X_i)\} p(k|X_i) v_k(X_i)^\top \beta_k \right]^2.$$

We define the following notation:

$$\begin{aligned} A_{m,i} &= m(X_i) - \hat{m}^{-q(i)}(X_i) \\ A_{e_k,i} &= (e_k(X_i) - A_i) p(k|X_i) - (\hat{e}_k^{-q_k(i)}(X_i) - A_i) \hat{p}^{-q(i)}(k|X_i) \quad k = 1, \dots, K \\ B_{m,i} &= Y_i - m(X_i) \\ B_{e_k,i} &= (A_i - e_k(X_i)) p(k|X_i) \quad k = 1, \dots, K \\ g_k(X_i, \beta_k) &= v_k(X_i)^\top \beta_k \\ A_{e,i} &= \sum_{k=1}^K A_{e_k,i} g_k(X_i; \beta_k) \\ B_{e,i} &= \sum_{k=1}^K B_{e_k,i} g_k(X_i; \beta_k), \end{aligned}$$

By algebra, we have

$$\begin{aligned}
\hat{L}_n(\beta) &= \frac{1}{n} \sum_{i=1}^n \left[B_{m,i} + A_{m,i} - \sum_{k=1}^K (B_{e_k,i} + A_{e_k,i}) g_k(X_i; \beta_k) \right]^2 \\
&= \frac{1}{n} \sum_{i=1}^n [B_{m,i} + A_{m,i} - B_{e,i} - A_{e,i}]^2 \\
&= L_n(\beta) + \frac{1}{n} \sum_{i=1}^n [A_{m,i} - A_{e,i}]^2 + \frac{2}{n} \sum_{i=1}^n (B_{m,i} - B_{e,i})(A_{m,i} - A_{e,i}) \\
&= L_n(\beta) + \frac{1}{n} \sum_{i=1}^n A_{m,i}^2 + \frac{1}{n} \sum_{i=1}^n A_{e,i}^2 - \frac{2}{n} \sum_{i=1}^n A_{m,i} A_{e,i} \\
&\quad + \frac{2}{n} \sum_{i=1}^n B_{m,i} A_{m,i} - \frac{2}{n} \sum_{i=1}^n B_{m,i} A_{e,i} - \frac{2}{n} \sum_{i=1}^n B_{e,i} A_{m,i} + \frac{2}{n} \sum_{i=1}^n B_{e,i} A_{e,i}
\end{aligned}$$

First term: $\frac{1}{n} \sum_{i=1}^n A_{m,i}^2 = \frac{1}{n} \sum_{i=1}^n (m(X_i) - \hat{m}^{-q(i)}(X_i))^2$

By Markov's inequality and *Assumption 4*, $\frac{1}{n} \sum_{i=1}^n A_{m,i}^2$ is $O_p(a_n^2)$.

Second term: $\frac{1}{n} \sum_{i=1}^n A_{e,i}^2 = \frac{1}{n} \sum_{i=1}^n \left[\sum_{k=1}^K A_{e_k,i} g_k(X_i; \beta_k) \right]^2$

We have

$$\begin{aligned}
\frac{1}{n} \sum_{i=1}^n A_{e,i}^2 &= \sum_{k=1}^K \left[\frac{1}{n} \sum_{i=1}^n \left\{ (e_k(X_i) - A_i) p(k|X_i) - (\hat{e}_k^{-q_k(i)}(X_i) - A_i) \hat{p}^{-q(i)}(k|X_i) \right\}^2 g_k(X_i; \beta_k) \right] \\
&\quad + \sum_{k \neq k'} \left[\frac{2}{n} \sum_{i=1}^n \left\{ (e_k(X_i) - A_i) p(k|X_i) - (\hat{e}_k^{-q_k(i)}(X_i) - A_i) \hat{p}^{-q(i)}(k|X_i) \right\} g_k(X_i; \beta_k) \right. \\
&\quad \quad \times \left. \left\{ (e_{k'}(X_i) - A_i) p(k'|X_i) - (\hat{e}_{k'}^{-q_{k'}(i)}(X_i) - A_i) \hat{p}^{-q(i)}(k'|X_i) \right\} g_{k'}(X_i; \beta_{k'}) \right]
\end{aligned}$$

By Markov's inequality and *Assumption 4*, the first sum is $O_p(a_n^2)$. Similarly, the cross term is also $O_p(a_n^2)$. Therefore, we can conclude that $\frac{1}{n} \sum_{i=1}^n A_{e,i}^2$ is $O_p(a_n^2)$.

Third term: $\frac{1}{n} \sum_{i=1}^n A_{m,i} A_{e,i}$

We have

$$\begin{aligned}
\frac{1}{n} \sum_{i=1}^n A_{m,i} A_{e,i} &= \frac{1}{n} \sum_{i=1}^n \left\{ (m(X_i) - \hat{m}^{-q(i)}(X_i)) \left[\sum_{k=1}^K \left\{ (e_k(X_i) - A_i) p(k|X_i) - (\hat{e}_k^{-q_k(i)}(X_i) - A_i) \hat{p}^{-q(i)}(k|X_i) \right\} g_k(X_i; \beta_k) \right] \right\} \\
&\leq \frac{C_1}{n} \sum_{i=1}^n \left\{ (m(X_i) - \hat{m}^{-q(i)}(X_i)) \left[\sum_{k=1}^K \left\{ (e_k(X_i) - A_i) p(k|X_i) - (\hat{e}_k^{-q_k(i)}(X_i) - A_i) \hat{p}^{-q(i)}(k|X_i) \right\} \right] \right\} \\
&\leq C_1 \sqrt{\left(\frac{1}{n} \sum_{i=1}^n \{m(X_i) - \hat{m}^{-q(i)}(X_i)\}^2 \right) \left\{ \frac{1}{n} \sum_{i=1}^n \left[\sum_{k=1}^K \left\{ (e_k(X_i) - A_i) p(k|X_i) - (\hat{e}_k^{-q_k(i)}(X_i) - A_i) \hat{p}^{-q(i)}(k|X_i) \right\} \right]^2 \right\}} \\
&= O_p(a_n^2)
\end{aligned}$$

for some constant C_1 . The second line holds by *Assumption 3*, and the third line holds by Cauchy-Schwarz inequality.

Fourth term: $\frac{1}{n} \sum_{i=1}^n B_{m,i} A_{m,i} = \frac{1}{n} \sum_{i=1}^n (Y_i - m(X_i))(m(X_i) - \hat{m}^{-q(i)}(X_i))$

We define

$$B_{mm}^q = \frac{1}{|\{i : q(i) = q\}|} \sum_{i:q(i)=q} B_{m,i} A_{m,i}$$

to be the sample average of $B_{m,i} A_{m,i}$ in the q th cross-fitting fold. By the triangle inequality,

$$\left| \frac{1}{n} \sum_{i=1}^n (Y_i - m(X_i))(m(X_i) - \hat{m}^{-q(i)}(X_i)) \right| \leq \sum_{q=1}^Q |B_{mm}^q|.$$

Therefore, it suffices to show that $B_{mm}^q = O_p(a_n^2)$. Let $\mathcal{I}^{-q} = \{X_i, A_i, Y_i, S_i : q(i) \neq q\}$ denote the set of observations that do not belong to the same data fold as observation i . B_{mm}^q 's expectation is

$$\begin{aligned} E(B_{mm}^q) &= E(B_{m,i} A_{m,i}) \\ &= E(E[B_{m,i} A_{m,i} | \mathcal{I}^{-q}, X_i]) \\ &= E(A_{m,i} E[B_{m,i} | \mathcal{I}^{-q}, X_i]) \\ &= 0, \end{aligned}$$

where the last line follows from *Assumption 1* and *Assumption 2*.

Next, its variance is

$$\begin{aligned} \text{Var}(B_{mm}^q) &= E\{(B_{mm}^q)^2\} \\ &= \frac{E\left\{\sum_{i:q(i)=q} B_{m,i}^2 A_{m,i}^2 + \sum_{i \neq j: q(i)=q, q(j)=q} B_{m,i} B_{m,j} A_{m,i} A_{m,j}\right\}}{|\{i : q(i) = q\}|^2} \\ &= \frac{E(B_{m,i}^2 A_{m,i}^2)}{|\{i : q(i) = q\}|} + \frac{\sum_{i \neq j: q(i)=q, q(j)=q} E(B_{m,i} B_{m,j} A_{m,i} A_{m,j})}{|\{i : q(i) = q\}|^2} \end{aligned}$$

For the first term, we have

$$\begin{aligned} E(B_{m,i}^2 A_{m,i}^2) &= E(E[B_{m,i}^2 A_{m,i}^2 | \mathcal{I}^{-q}, X_i]) \\ &= E(A_{m,i}^2 E[B_{m,i}^2 | \mathcal{I}^{-q}, X_i]) \\ &\leq C_2 E(A_{m,i}^2) \\ &= O(a_n^2) \end{aligned}$$

for some constant C_2 . The second to last line holds from *Assumption 3*. And the last line holds from *Assumption 4*.

For the second term, we have

$$\begin{aligned}
E(B_{m,i}B_{m,j}A_{m,i}A_{m,j}) &= E[E(B_{m,i}B_{m,j}A_{m,i}A_{m,j}|\mathcal{I}^{-q}, X_i)] \\
&= E[A_{m,i}A_{m,j}E(B_{m,i}B_{m,j}|\mathcal{I}^{-q}, X_i)] \\
&= E[A_{m,i}A_{m,j}E(B_{m,j}|\mathcal{I}^{-q}, X_i)E(B_{m,i}|\mathcal{I}^{-q}, X_i)] \\
&= 0
\end{aligned}$$

The second to last line follows because $B_{m,i}$ is independent of $B_{m,j}$ for $i \neq j$. The last line follows by the definition of $B_{m,i}$. Therefore, we have that

$$\text{Var}(B_{mm}^q) = \frac{Q}{n}O(a_n^2) = O(a_n^2/n),$$

where the first equality holds if the Q folds have equal number of observations (i.e., n/Q for each fold). Then by Chebychev's inequality, $\frac{1}{n} \sum_{i=1}^n B_{m,i}A_{m,i} = O_p(a_n^2/n)$.

Fifth term:

$$\begin{aligned}
&\frac{1}{n} \sum_{i=1}^n B_{m,i}A_{e,i} \\
&= \frac{1}{n} \sum_{i=1}^n \left[(Y_i - m(X_i)) \left\{ \sum_{k=1}^K \left\{ (e_k(X_i) - A_i)p(k|X_i) - (\hat{e}_k^{-qk(i)}(X_i) - A_i)\hat{p}^{-q(i)}(k|X_i) \right\} g_k(X_i; \beta_k) \right\} \right]
\end{aligned}$$

We define

$$B_{me}^q = \frac{1}{|\{i : q(i) = q\}|} \sum_{i:q(i)=q} B_{m,i}A_{e,i}$$

to be the sample average of $B_{m,i}A_{e,i}$ in the q th cross-fitting fold. By the triangle inequality,

$$\left| \frac{1}{n} \sum_{i=1}^n \left[(Y_i - m(X_i)) \left\{ \sum_{k=1}^K \left\{ (e_k(X_i) - A_i)p(k|X_i) - (\hat{e}_k^{-qk(i)}(X_i) - A_i)\hat{p}^{-q(i)}(k|X_i) \right\} g_k(X_i; \beta_k) \right\} \right] \right| \leq \sum_{q=1}^Q |B_{me}^q|.$$

Therefore, it suffices to show that $B_{me}^q = O_p(a_n^2)$. Its expectation is

$$\begin{aligned}
E(B_{me}^q) &= E(B_{m,i}A_{e,i}) \\
&= E(E[B_{m,i}A_{e,i}|\mathcal{I}^{-q}, X_i, A_i]) \\
&= E(A_{e,i}E[B_{m,i}|\mathcal{I}^{-q}, X_i, A_i]) \\
&= 0,
\end{aligned}$$

where the last line follows from the definition of $B_{m,i}$.

Next, its variance is

$$\begin{aligned}
\text{Var}(B_{me}^q) &= E \left\{ (B_{me}^q)^2 \right\} \\
&= \frac{E \left\{ \sum_{i:q(i)=q} B_{m,i}^2 A_{e,i}^2 + \sum_{i \neq j: q(i)=q, q(j)=q} B_{m,i} B_{m,j} A_{e,i} A_{e,j} \right\}}{|\{i : q(i) = q\}|^2} \\
&= \frac{E \left(B_{m,i}^2 A_{e,i}^2 \right)}{|\{i : q(i) = q\}|} + \frac{\sum_{i \neq j: q(i)=q, q(j)=q} E(B_{m,i} B_{m,j} A_{e,i} A_{e,j})}{|\{i : q(i) = q\}|^2}
\end{aligned}$$

For the first term, we have

$$\begin{aligned}
E(B_{m,i}^2 A_{e,i}^2) &= E(E[B_{m,i}^2 A_{e,i}^2 | \mathcal{I}^{-q}, X_i, A_i]) \\
&= E(A_{e,i}^2 E[B_{m,i}^2 | \mathcal{I}^{-q}, X_i, A_i]) \\
&\leq C_2 E(A_{e,i}^2) \\
&= O(a_n^2)
\end{aligned}$$

for some constant C_2 . The second to last line holds from *Assumption 3*. And the last line holds from *Assumption 4*.

For the second term, we have

$$\begin{aligned}
E(B_{m,i} B_{m,j} A_{e,i} A_{e,j}) &= E(E(B_{m,i} B_{m,j} A_{e,i} A_{e,j} | \mathcal{I}^{-q}, X_i, A_i)) \\
&= E(A_{e,i} A_{e,j} E(B_{m,i} B_{m,j} | \mathcal{I}^{-q}, X_i, A_i)) \\
&= E(A_{e,i} A_{e,j} E(B_{m,j} | \mathcal{I}^{-q}, X_i, A_i) E(B_{m,i} | \mathcal{I}^{-q}, X_i, A_i)) \\
&= 0
\end{aligned}$$

The second to last line follows because $B_{m,i}$ is independent of $B_{m,j}$ for $i \neq j$. The last line follows the definition of $B_{m,i}$. Therefore, we have that

$$\text{Var}(B_{me}^q) = \frac{Q}{n} O(a_n^2) = O(a_n^2/n),$$

where the first equality holds if the Q folds have equal number of observations (i.e., n/Q for each fold). Then by Chebychev's inequality, $\frac{1}{n} \sum_{i=1}^n B_{m,i} A_{e,i} = O_p(a_n^2/n)$.

Sixth term:

$$\begin{aligned}
&\frac{1}{n} \sum_{i=1}^n B_{e,i} A_{m,i} \\
&= \frac{1}{n} \sum_{i=1}^n \left[\left\{ \sum_{k=1}^K (A_i - e_k(X_i)) p(k|X_i) g_k(X_i; \beta_k) \right\} (m(X_i) - \hat{m}^{-q(i)}(X_i)) \right]
\end{aligned}$$

We define

$$B_{em}^q = \frac{1}{|\{i : q(i) = q\}|} \sum_{i:q(i)=q} B_{e,i} A_{m,i}$$

to be the sample average of $B_{e,i} A_{m,i}$ in the q th cross-fitting fold. By the triangle inequality,

$$\left| \frac{1}{n} \sum_{i=1}^n \left[\left\{ \sum_{k=1}^K (A_i - e_k(X_i)) p(k|X_i) g_k(X_i; \beta_k) \right\} (m(X_i) - \hat{m}^{-q(i)}(X_i)) \right] \right| \leq \sum_{q=1}^Q |B_{em}^q|.$$

Therefore, it suffices to show that $B_{em}^q = O_p(a_n^2)$. Its expectation is

$$\begin{aligned} E(B_{em}^q) &= E(B_{e,i} A_{m,i}) \\ &= E(E[B_{e,i} A_{m,i} | \mathcal{I}^{-q}, X_i, S_i = k]) \\ &= E(A_{m,i} E[B_{e,i} | \mathcal{I}^{-q}, X_i, S_i = k]) \\ &= 0 \end{aligned}$$

where the last line follows because

$$\begin{aligned} E[B_{e,i} | \mathcal{I}^{-q}, X_i, S_i = k] &= \sum_{k=1}^K p(k|X_i) g_k(X_i; \beta_k) E[A_i - e_k(X_i) | X_i, S_i = k] \\ &= \sum_{k=1}^K p(k|X_i) g_k(X_i; \beta_k) \{E[A_i | X_i, S_i = k] - e_k(X_i)\} \\ &= \sum_{k=1}^K p(k|X_i) g_k(X_i; \beta_k) \{e_k(X_i) - e_k(X_i)\} \\ &= 0 \end{aligned}$$

Next, its variance is

$$\begin{aligned} Var(B_{em}^q) &= E\{(B_{em}^q)^2\} \\ &= \frac{E\left\{\sum_{i:q(i)=q} B_{e,i}^2 A_{m,i}^2 + \sum_{i \neq j: q(i)=q, q(j)=q} B_{e,i} B_{e,j} A_{m,i} A_{m,j}\right\}}{|\{i : q(i) = q\}|^2} \\ &= \frac{E(B_{e,i}^2 A_{m,i}^2)}{|\{i : q(i) = q\}|} + \frac{\sum_{i \neq j: q(i)=q, q(j)=q} E(B_{e,i} B_{e,j} A_{m,i} A_{m,j})}{|\{i : q(i) = q\}|^2} \end{aligned}$$

For the first term, we have

$$\begin{aligned}
E(B_{e,i}^2 A_{m,i}^2) &= E(E[B_{e,i}^2 A_{m,i}^2 | \mathcal{I}^{-q}, X_i]) \\
&= E(A_{m,i}^2 E[B_{e,i}^2 | \mathcal{I}^{-q}, X_i]) \\
&\leq C_3 E(A_{m,i}^2) \\
&= O(a_n^2)
\end{aligned}$$

for some constant C_3 . The last line holds from *Assumption 4*.

For the second term, we have

$$\begin{aligned}
E(B_{e,i} B_{e,j} A_{m,i} A_{m,j}) &= E[E(B_{e,i} B_{e,j} A_{m,i} A_{m,j} | \mathcal{I}^{-q}, X_i, S_i = k)] \\
&= E[A_{m,i} A_{m,j} E(B_{e,i} B_{e,j} | \mathcal{I}^{-q}, X_i, S_i = k)] \\
&= E[A_{m,i} A_{m,j} E(B_{e,i} | \mathcal{I}^{-q}, X_i, S_i = k) E(B_{e,j} | \mathcal{I}^{-q}, X_i, S_i = k)] \\
&= 0
\end{aligned}$$

The second to last line follows because $B_{e,i}$ is independent of $B_{e,j}$ for $i \neq j$. The last line follows by the definition of $B_{e,i}$. Therefore, we have that

$$\text{Var}(B_{em}^q) = \frac{Q}{n} O(a_n^2) = O(a_n^2/n)$$

where the first inequality holds if the Q folds have equal number of observations (i.e, n/Q for each fold). Then by Chebychev's inequality, $\frac{1}{n} \sum_{i=1}^n B_{e,i} A_{m,i} = O_p(a_n^2/n)$.

Seventh term:

$$\begin{aligned}
\frac{1}{n} \sum_{i=1}^n B_{e,i} A_{e,i} &\leq \frac{C_4}{n} \sum_{i=1}^n A_{e,i} \\
&= \frac{C_4}{\sqrt{n}} \sqrt{\frac{1}{n} \left(\sum_{i=1}^n A_{e,i} \right)^2} \\
&= \frac{C_4}{\sqrt{n}} \sqrt{\frac{1}{n} \left(\sum_{i=1}^n A_{e,i}^2 + \sum_{i \neq j} A_{e,i} A_{e,j} \right)} \\
&\leq \frac{C_5}{\sqrt{n}} \sqrt{\frac{1}{n} \sum_{i=1}^n A_{e,i}^2} \\
&\leq \frac{C_6}{\sqrt{n}} \sqrt{\left(\frac{1}{n} \sum_{i=1}^n A_{e,i}^2 \right) \left(\frac{1}{n} \sum_{i=1}^n A_{e,i}^2 \right)} \\
&= O_p(a_n^2/\sqrt{n})
\end{aligned}$$

for some constants C_4 , C_5 , and C_6 . The first line holds by *Assumption 3*, and the last line holds by *Assumption 4*.

Altogether, $\hat{L}_n(\beta) - L_n(\beta)$ is dominated by $O_p(a_n^2)$ terms, so $\hat{L}_n(\beta) - L_n(\beta) = O_p(a_n^2)$.

PROOF (THEOREM 1). By Lemma 1, we have

$$\hat{\beta} = \arg \min_b \frac{1}{n} \sum_{i=1}^n \{Y_i - m(X_i) - u_i^\top b\}^2 + O_p(a_n^2).$$

Under *Assumptions 5-6* and Lemma 4.1 (Pointwise Linearization) in Belloni et al. (2015), we have that for any $\alpha \in V^{d-1}$ where V^{d-1} is the space of vectors α such that $\|\alpha\| = 1$,

$$\sqrt{n}\alpha^\top(\hat{\beta} - \beta) = \alpha^\top \mathbb{G}_n[u_i \epsilon_i] + o_p(1) + O_p(\sqrt{n}a_n^2),$$

where $\mathbb{G}_n[f(w_i)] = \frac{1}{\sqrt{n}} \sum_{i=1}^n (f(w_i) - E[f(w_i)])$. Under *Assumption 4*, $O_p(\sqrt{n}a_n^2)$ is negligible compared to $o_p(1)$. Therefore, we have

$$\sqrt{n}\alpha^\top(\hat{\beta} - \beta) = \alpha^\top \mathbb{G}_n[u_i \epsilon_i] + o_p(1).$$

Recall $Q = E(u_i u_i^\top)$. By Theorem 4.2 (Pointwise Normality) in Belloni et al. (2015), we have that for any $\alpha \in V^{d-1}$,

$$\sqrt{n} \frac{\alpha^\top(\hat{\beta} - \beta)}{\|\alpha^\top \Omega^{1/2}\|} \xrightarrow{d} N(0, 1),$$

where $\Omega := Q^{-1} E[\epsilon_i^2 u_i u_i^\top] Q^{-1}$. Moreover, for any $x \in \mathcal{X}$, if we take $\alpha = Z(x)v(x)$, and $s(x) = \Omega^{1/2}\alpha$, then under *Assumption 6e*, we have

$$\sqrt{n} \frac{\hat{\tau}(x) - \tau(x)}{\|s(x)\|} \xrightarrow{d} N(0, 1)$$

References

- Abrevaya, J., Hsu, Y.-C. and Lieli, R. P. (2015) Estimating conditional average treatment effects. *Journal of Business & Economic Statistics*, **33**, 485–505.
- Belloni, A., Chernozhukov, V., Chetverikov, D. and Kato, K. (2015) Some new asymptotic theory for least squares series: Pointwise and uniform results. *Journal of Econometrics*, **186**, 345–366.
- Bica, I. and van der Schaar, M. (2022) Transfer learning on heterogeneous feature spaces for treatment effects estimation. *arXiv preprint arXiv:2210.06183*.
- Buchanan, A. L., Hudgens, M. G., Cole, S. R., Mollan, K. R., Sax, P. E., Daar, E. S., Adimora, A. A., Eron, J. J. and Mugavero, M. J. (2018) Generalizing evidence from randomized trials using inverse probability of sampling weights. *Journal of the Royal Statistical Society: Series A (Statistics in Society)*, **181**, 1193–1209.
- Chernozhukov, V., Chetverikov, D., Demirer, M., Duflo, E., Hansen, C., Newey, W. and Robins, J. (2018) Double/debiased machine learning for treatment and structural parameters.
- Collins, F. S. and Varmus, H. (2015) A new initiative on precision medicine. *New England journal of medicine*, **372**, 793–795.
- Dahabreh, I. J. and Hernán, M. A. (2019) Extending inferences from a randomized trial to a target population. *European journal of epidemiology*, **34**, 719–722.
- Dahabreh, I. J., Robertson, S. E., Petito, L. C., Hernán, M. A. and Steingrimsson, J. A. (2019) Efficient and robust methods for causally interpretable meta-analysis: transporting inferences from multiple randomized trials to a target population. *arXiv preprint arXiv:1908.09230*.
- Ganzfried, B. F., Riester, M., Haibe-Kains, B., Risch, T., Tyekucheva, S., Jazic, I., Wang, X. V., Ahmadifar, M., Birrer, M. J., Parmigiani, G. et al. (2013) curatedovar- iandata: clinically annotated data for the ovarian cancer transcriptome. *Database*, **2013**.
- Guan, Z., Parmigiani, G. and Patil, P. (2019) Merging versus ensembling in multi-study machine learning: Theoretical insight from random effects. *arXiv preprint arXiv:1905.07382*.
- Habeeb, N. W.-A., Kulasingam, V., Diamandis, E. P., Yousef, G. M., Tsongalis, G. J., Vermeulen, L., Zhu, Z. and Kamel-Reid, S. (2016) The use of targeted therapies for precision medicine in oncology. *Clinical Chemistry*, **62**, 1556–1564.
- Hatzis, C., Pusztai, L., Valero, V., Booser, D. J., Esserman, L., Lluch, A., Vidaurre, T., Holmes, F., Souchon, E., Wang, H. et al. (2011) A genomic predictor of response and survival following taxane-anthracycline chemotherapy for invasive breast cancer. *Jama*, **305**, 1873–1881.

- Hitsch, G. J. and Misra, S. (2018) Heterogeneous treatment effects and optimal targeting policy evaluation. *Available at SSRN 3111957*.
- Hwang, K.-T., Kim, J., Jung, J., Chang, J. H., Chai, Y. J., Oh, S. W., Oh, S., Kim, Y. A., Park, S. B. and Hwang, K. R. (2019) Impact of breast cancer subtypes on prognosis of women with operable invasive breast cancer: a population-based study using seer database. *Clinical Cancer Research*, **25**, 1970–1979.
- Johansson, F. D., Kallus, N., Shalit, U. and Sontag, D. (2018) Learning weighted representations for generalization across designs. *arXiv preprint arXiv:1802.08598*.
- Kannan, L., Ramos, M., Re, A., El-Hachem, N., Safikhani, Z., Gendoo, D. M., Davis, S., Gomez-Cabrero, D., Castelo, R., Hansen, K. D. et al. (2016) Public data and open source tools for multi-assay genomic investigation of disease. *Briefings in bioinformatics*, **17**, 603–615.
- Kosorok, M. R. and Laber, E. B. (2019) Annual review of statistics and its application. *Precis Med*, **6**, 263–286.
- Künzel, S. R., Sekhon, J. S., Bickel, P. J. and Yu, B. (2019) Metalearners for estimating heterogeneous treatment effects using machine learning. *Proceedings of the national academy of sciences*, **116**, 4156–4165.
- Luedtke, A. R., Carone, M. and van der Laan, M. J. (2019) An omnibus non-parametric test of equality in distribution for unknown functions. *Journal of the Royal Statistical Society. Series B, Statistical methodology*, **81**, 75.
- Manzoni, C., Kia, D. A., Vandrovcova, J., Hardy, J., Wood, N. W., Lewis, P. A. and Ferrari, R. (2018) Genome, transcriptome and proteome: the rise of omics data and their integration in biomedical sciences. *Briefings in bioinformatics*, **19**, 286–302.
- Martin, M., Romero, A., Cheang, M., López García-Asenjo, J. A., García-Saenz, J. A., Oliva, B., Román, J. M., He, X., Casado, A., De La Torre, J. et al. (2011) Genomic predictors of response to doxorubicin versus docetaxel in primary breast cancer. *Breast cancer research and treatment*, **128**, 127–136.
- Nie, X. and Wager, S. (2021) Quasi-oracle estimation of heterogeneous treatment effects. *Biometrika*, **108**, 299–319.
- Patil, P. and Parmigiani, G. (2018) Training replicable predictors in multiple studies. *Proceedings of the National Academy of Sciences*, **115**, 2578–2583.
- Planey, K., Planey, M. K., biocViews ExperimentData, E. and TissueMicroarrayData, G. (2015) Package ‘curatedbreastdata’.
- Powers, S., Qian, J., Jung, K., Schuler, A., Shah, N. H., Hastie, T. and Tibshirani, R. (2018) Some methods for heterogeneous treatment effect estimation in high dimensions. *Statistics in medicine*, **37**, 1767–1787.
- Racine, J. S., Hart, J. and Li, Q. (2006) Testing the significance of categorical predictor variables in nonparametric regression models. *Econometric Reviews*, **25**, 523–544.

- Ramchandran, M., Patil, P. and Parmigiani, G. (2020) Tree-weighting for multi-study ensemble learners. In *Pacific Symposium on Biocomputing. Pacific Symposium on Biocomputing*, vol. 25, 451. NIH Public Access.
- Ren, B., Patil, P., Dominici, F., Parmigiani, G. and Trippa, L. (2020) Cross-study learning for generalist and specialist predictions. *arXiv preprint arXiv:2007.12807*.
- Robinson, P. M. (1988) Root-n-consistent semiparametric regression. *Econometrica: Journal of the Econometric Society*, 931–954.
- Rubin, D. B. (1974) Estimating causal effects of treatments in randomized and nonrandomized studies. *Journal of educational Psychology*, **66**, 688.
- Shalit, U., Johansson, F. D. and Sontag, D. (2017) Estimating individual treatment effect: generalization bounds and algorithms. In *International Conference on Machine Learning*, 3076–3085. PMLR.
- Shi, C., Veitch, V. and Blei, D. M. (2021) Invariant representation learning for treatment effect estimation. In *Uncertainty in Artificial Intelligence*, 1546–1555. PMLR.
- Shyr, C., Sur, P., Parmigiani, G. and Patil, P. (2022) Multi-study boosting: Theoretical considerations for merging vs. ensembling. *arXiv preprint arXiv:2207.04588*.
- Slamon, D. J., Clark, G. M., Wong, S. G., Levin, W. J., Ullrich, A. and McGuire, W. L. (1987) Human breast cancer: correlation of relapse and survival with amplification of the her-2/neu oncogene. *science*, **235**, 177–182.
- Sparano, J. A., Paik, S. et al. (2008) Development of the 21-gene assay and its application in clinical practice and clinical trials. *Journal of Clinical Oncology*, **26**, 721–728.
- Wager, S. and Athey, S. (2018) Estimation and inference of heterogeneous treatment effects using random forests. *Journal of the American Statistical Association*, **113**, 1228–1242.
- Wang, M. and Yang, Q. (2022) The heterogeneous treatment effect of low-carbon city pilot policy on stock return: A generalized random forests approach. *Finance Research Letters*, **47**, 102808.
- Wasserman, L. (2006) *All of nonparametric statistics*. Springer Science & Business Media.
- Wu, L. and Yang, S. (2021) Integrative r -learner of heterogeneous treatment effects combining experimental and observational studies. In *First Conference on Causal Learning and Reasoning*.
- Yadlowsky, S., Namkoong, H., Basu, S., Duchi, J. and Tian, L. (2018) Bounds on the conditional and average treatment effect with unobserved confounding factors. *arXiv preprint arXiv:1808.09521*.