

OpenPI-C: A Better Benchmark and Stronger Baseline for Open-Vocabulary State Tracking

Xueqing Wu*, Sha Li*, Heng Ji
University of Illinois Urbana-Champaign
{xueqing8,shal2,hengji}@illinois.edu

Abstract

Open-vocabulary state tracking is a more practical version of state tracking that aims to track state changes of entities throughout a process without restricting the state space and entity space. OpenPI (Tandon et al., 2020) is to date the only dataset annotated for open-vocabulary state tracking. However, we identify issues with the dataset quality and evaluation metric. For the dataset, we categorize 3 types of problems on the procedure level, step level and state change level respectively, and build a clean dataset OpenPI-C using multiple rounds of human judgment. For the evaluation metric, we propose a cluster-based metric to fix the original metric’s preference for repetition.

Model-wise, we enhance the seq2seq generation baseline by reinstating two key properties for state tracking: temporal dependency and entity awareness. The state of the world after an action is inherently dependent on the previous state. We model this dependency through a dynamic memory bank and allow the model to attend to the memory slots during decoding. On the other hand, the state of the world is naturally a union of the states of involved entities. Since the entities are unknown in the open-vocabulary setting, we propose a two-stage model that refines the state change prediction conditioned on entities predicted from the first stage. Empirical results show the effectiveness of our proposed model especially on the cluster-based metric. The code and data are released at <https://github.com/shirley-wu/openpi-c>

1 Introduction

State tracking is the task of predicting the states of the world after an action is performed. Most existing work operate under a simplified **close-vocabulary** setting, assuming the state space and involved entities are known (Dalvi et al., 2018;

Bosselut et al., 2018), which limits their applicability. The more practical **open-vocabulary** setting assumes both the entities and the state space are unknown. The OpenPI dataset (Tandon et al., 2020) is, to our knowledge, the first and only dataset for this task. However, we find a series of issues concerning data quality and evaluation, which may hinder progress in this line of research.

We identify three types of issues with the dataset: non-procedural documents, out-of-order steps, and ambiguous state changes. In particular, $\sim 32\%$ of the state changes cannot be reliably inferred from the input, which we find encourages model hallucination. We filter out problematic data points and build a cleaner dataset via crowdsourcing.

For evaluation, the greedy matching strategy employed by Tandon et al. (2020) allows matching multiple predicted state changes to a single gold state change, inadvertently inflating the score when the model produces repetitive outputs. We propose a **cluster-based metric** that automatically merges repetitive stage changes and enforces 1-to-1 assignment between clusters.

We propose two enhancements to the seq2seq generation model proposed for this task in Tandon et al. (2020). To capture the dependency between world states of consecutive time steps, we introduce an **entity memory** to preserve information about the world state for all previous steps. When predicting the state changes for subsequent actions, the model can access the state information of previous time steps. Additionally, while close-vocabulary setting usually provides a list of involved entities to track, such a list is inaccessible in open-vocabulary setting. This requires the model to jointly identify involved entities and predict their state changes. To make the problem more tractable and help model learning, we propose an **entity-conditioned prediction step** where predictions are conditioned on each single entity extracted from the predictions of the first stage.

* Equal contribution

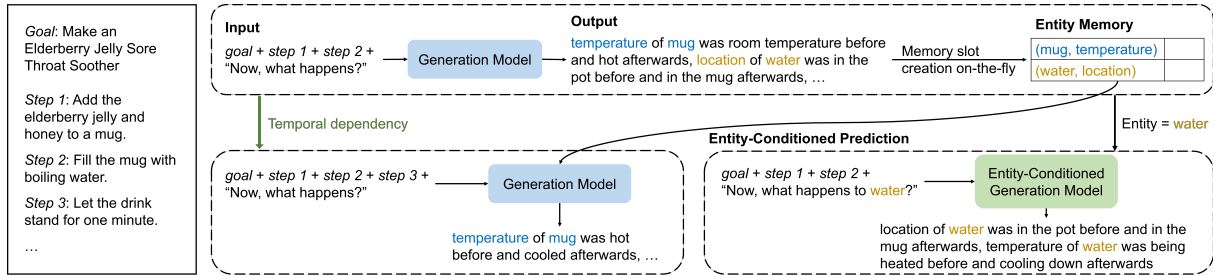


Figure 1: The baseline generation model for open-vocabulary state tracking takes the goal and previous steps as input and generates the state changes as templated sentences. We propose to model temporal dependency between steps using an entity memory module and increase entity awareness of the model by using a two-stage procedure where the second state prediction is conditioned on entities from the first stage.

Our contributions can be summarized as follows:

- (1) we present a clean dataset OpenPI-C for open-vocabulary state tracking which fixes the data quality issues in the original OpenPI dataset; (2) we design a clustering-based metric for state tracking evaluation that mitigates the original metric’s preference for repetition; (3) we model temporal dependency and entity awareness by enhancing the generation model for open-vocabulary state tracking with a dynamic memory module and two-stage prediction.

2 Related Work

Most existing work on entity state tracking (Weston et al., 2016; Dalvi et al., 2018; Bosselut et al., 2018) is closed-vocabulary, assuming that the number of possible states and involved entities is limited and known. Under this setting, state tracking can be modeled as a tagging problem (Gupta and Durrett, 2019; Amini et al., 2020; Huang et al., 2021) which is not applicable for the open-vocabulary case. Tandon and Chatterjee (2022) proposed OpenPI dataset for the more practical open-vocabulary setting. They formulate the task as a generation problem to handle the open vocabulary challenge.

The design of an external memory component has already been applied to close-vocabulary state tracking (Bosselut et al., 2018; Yagcioglu et al., 2018; Gupta and Durrett, 2019). However, they rely on known entities and only track a limited set of attributes. In this work, we use a dynamic memory that can handle emerging entities with open-vocabulary attributes.

3 Task and Dataset

The OpenPI dataset (Tandon et al., 2020) is, to our knowledge, the first and only dataset for open-vocabulary state tracking. The texts are collected

from WikiHow and the state changes are manually annotated.

Dataset Issues We identify 3 types of quality issues in the OpenPI dataset. For input, we find that $\sim 15\%$ input texts are not procedure texts because the steps do show any temporal continuity (shown in Figure 2a). In valid procedure text inputs, $\sim 7.4\%$ steps are invalid steps in the context of the procedure texts (shown in Figure 2b). They either do not explicitly describe an executable action, or do not follow the temporal order when combined with other steps. For output, $\sim 32\%$ state changes cannot be reliably inferred from the input (shown in Figure 2c). Such data will encourage the trained model to generate hallucination.

To address these issues and improve data quality, we build a cleaned dataset named OpenPI-C through three-stage human cleaning: (1) filtering out non-procedure input texts, (2) filtering out invalid steps, and (3) filtering out unreliable state changes. In the three stages, we assign each data point with 3/3/2 annotators respectively and achieve 69.4%/84.9%/71.0% agreement (defined as the ratio of data points where all annotators agree with each other). To verify the annotation quality, we manually annotate 50 instances for each stage. 90%/92%/84% of the crowd-sourcing annotations match our manual annotations for the three stages respectively. The statistics of the original OpenPI dataset and our OpenPI-C dataset are presented in Table 1. Detailed annotation settings and filtering criteria are in Appendix B. Though our dataset has fewer data samples, as shown in Figure 2, the removed data samples are mostly of low quality. As shown in Figure 4, including such samples in the dataset encourages hallucination and negatively impacts model performance.

<p><i>Goal:</i> Make a Train Commute More Enjoyable</p> <p><i>Step 1:</i> Bring a laptop, tablet, or netbook for the ride!</p> <p><i>Step 2:</i> The calming white noise of a train is enough to put anyone to sleep!</p> <p><i>Step 3:</i> Bring your mp3 player!</p> <p>...</p> <p>(a) The text is not a procedure text because the steps are not temporally related.</p>	<p><i>Goal:</i> Get Wailord in Pokémon Emerald</p> <p><i>Step 1:</i> This is the pre-evolution of Wailord. ✘</p> <p><i>Step 2:</i> This Wailmer can be pretty annoying to train, so be patient. ✘</p> <p><i>Step 3:</i> Train it until it evolves.</p> <p><i>Step 4:</i> Go to battle frontier and copy some rare candies.</p> <p>...</p> <p>(b) The first and second steps are invalid steps. The first step describes a pre-condition and is not executable. The second step provides complementary information and is not necessary to execute when combined with other steps.</p>	<p><i>Goal:</i> Improve Your Aim</p> <p><i>Step 1:</i> Look directly at the spot which you would like to hit.</p> <p>Step 2: While aiming, your hand should not shake.</p> <p><i>Step 3:</i> Throw in the intended direction.</p> <p>State change: e=lungs, a=state, v=full, v'=empty</p> <p>(c) The state change cannot be reliably inferred from step 2. Step 2 involves aiming and stabilizing the hand only, not the lungs.</p>
---	---	--

Figure 2: Examples of low-quality data points removed during the filtering process.

	OpenPI			OpenPI-C		
	Train	Dev	Test	Train	Dev	Test
# procedure texts	644	55	111	539	50	74
# steps	3216	274	560	2403	219	345
# state changes	23.9k	1.7k	4.2k	13.8k	1.2k	2.0k

Table 1: Statistics of the original OpenPI dataset and our OpenPI-C dataset.

Evaluation Issues In Tandon et al. (2020), each predicted state is matched to the ground truth state with the highest similarity. As a result, when the model generates near-duplicate state changes, it will artificially boost the model’s score. We propose a **cluster-based metric** to address this issue. We cluster the predicted set and the gold-standard set respectively based on Sentence-BERT (Reimers and Gurevych, 2019a) embedding similarity. After obtaining the predicted and gold-standard clusters, we assign a gold-standard cluster for each predicted cluster through maximal matching which enforces one-to-one mapping. Eventually, we use the assignment to calculate precision, recall and F1 scores.

4 Method

Generation Baseline As shown in Figure 1, the input to the model is the concatenation of the goal, steps, and a prompt “Now, what happens?”. In Tandon et al. (2020), each state change will be represented as a templated sequence for generation. For example, (*potato, shape, whole, cut in half*) will be converted to “*shape of potato was whole before and cut in half afterwards*”.

Entity Memory To capture the temporal dependency across steps, we maintain a variable-size memory bank to store historical state changes. For each entity-attribute pair (e, a) that appears in the prediction, we allocate a memory slot after it first appears in the predicted state changes. Suppose it

first appears at step k_0 , then we initialize its memory \mathbf{m} at the next step $\mathbf{m}^{k_0+1} = \mathbf{h}^{k_0}$. Here, \mathbf{h}^{k_0} represents the hidden states for (e, a) at step k_0 . In the subsequent steps, we update the memory every time the attribute a of entity e changes. Formally, at step $k, k > k_0$, if (e, a) changes, then $\mathbf{m}^{k+1} = (\mathbf{m}^k + \mathbf{h}^k) / 2$; otherwise, $\mathbf{m}^{k+1} = \mathbf{m}^k$. To compute \mathbf{h}^k , we take the text expressing its state change from the generated sequence at step k and compress their decoder-side hidden states $\mathbf{h}_1, \dots, \mathbf{h}_n$ into \mathbf{h}^k via attention:

$$\alpha_i = \text{softmax}_i \left(\mathbf{W}^{k-k_0} \mathbf{h}_i \right), \mathbf{h}^k = \sum_{i=1}^n \alpha_i \mathbf{h}_i \quad (1)$$

where \mathbf{W}^{k-k_0} is a learnable parameter for the $(k - k_0)$ -th step after (e, a) appears. To reduce the number of parameters, we share the same \mathbf{W}^{k-k_0} among all $k, k - k_0 > 0$. That is, we use \mathbf{W}^0 to initialize the memory when (e, a) first appears, and use another parameter $\mathbf{W}^{>0}$ to update the memory.

We incorporate the memory through the decoder side cross-attention. At step k , the keys and values for the cross-attention module include two parts: the encoder-side hidden states $\mathbf{h}_1^{enc} \dots \mathbf{h}_n^{enc}$ (n refers to the number of tokens encoded by the encoder) and the memory vectors $\mathbf{m}_1^k \dots \mathbf{m}_M^k$ (M refers to the number of created memory slots). We project them into key and value matrices K, V with different parameters:

$$\{K, V\} = [\mathbf{W}_{\{K,V\}}^{enc} \mathbf{h}_1^{enc}, \dots, \mathbf{W}_{\{K,V\}}^{enc} \mathbf{h}_n^{enc}, \mathbf{W}_{\{K,V\}}^m \mathbf{m}_1^k, \dots, \mathbf{W}_{\{K,V\}}^m \mathbf{m}_M^k]^\top, \quad (2)$$

and feed them into the cross-attention module. In this way, the model can adaptively select between input information and historical state change information stored in the memory.

Entity-Conditioned Prediction A challenge for this open-vocabulary task is the lack of access to

the entities involved. Compared to directly modeling all state changes $p(Y|x, g)$ given the steps x and goal g , we can decompose this problem into first predicting entities, and then modeling the state change of each entity separately $p(Y_e|x, g, e)$. Conditioning on the entity simplifies the task and eases model training.

We reuse the baseline model and replace the natural language prompt with “Now, what happens to e ?”. During inference, we extract all the entities in the prediction and perform entity-conditioned prediction for each entity e . Eventually we merge the N sets of state changes as the final output.

	F1 original			F1 cluster-based		
	Exact	BLEU	ROUGE	Exact	BLEU	ROUGE
GPT-2	3.92	20.81	39.73	5.72	20.31	33.40
BART	4.88	23.35	41.88	7.10	22.72	35.44
+concat states	4.73	21.96	40.38	6.69	20.61	32.88
BART+EMem	5.27	24.06	42.71	7.65	23.40	35.79
+ECond	5.70	23.81	42.14	8.27	23.56	35.80
+EMem+ECond	5.65	23.73	42.15	8.26	22.96	35.34

Table 2: Main results on OpenPI-C (in %). EMem denotes Entity Memory and ECond denotes Entity-Conditioned prediction.

Goal: Make an Essential Oil Room Spray

Step 1: Pour the water into a spray bottle.

Step 2: Add the drops of essential oil.

Step 3: The oils will not dissolve completely in the water, so the spray needs to be well shaken prior to every use.

...

BART baseline outputs:			
e	a	v	v'
spray bottle	state	empty	full
oil	location	in dropper	in bottle
water	clarity	clear	cloudy

BART + ECond outputs:			
e	a	v	v'
spray bottle	state	still	shaken
oil	composition	condensed	dissolved
water	composition	pull	infused with oils

Figure 3: A good case of entity-conditioned prediction (ECond). Based on the same set of entities, entity-conditioned prediction is able to correct the prediction for entities spray bottle and oil and choose more appropriate wording for water.

5 Experiments

Our experiments are based on pre-trained BART (Lewis et al., 2020).¹ We add another baseline

¹Our proposed techniques can be applied on any encoder-decoder model. Among the base models that we have experi-

that concatenates all previous state changes to the input (denoted as “BART + concat states”). Following Tandon et al. (2020), we also use GPT-2 (Radford et al., 2019) as baseline.

Goal: Stop a Mosquito Bite from Itching Using a Spoon

Step 1: Heat water in a tea kettle or microwave.

Step 2: Dip clean spoon into the water.

...

Model trained on OpenPI:			
e	a	v	v'
spoon	wetness	dry	wet
spoon	location	in drawer	in water
bowl	volume	empty	full
bowl	weight	lighter	heavier

Model trained on OpenPI-C:			
e	a	v	v'
water	location	in kettle	in sink
spoon	state	dry	wet
spoon	wetness	dry	wetness

Figure 4: Outputs of our model (BART+EMem+ECond) trained on OpenPI and OpenPI-C respectively. The model trained on OpenPI produces more hallucination (highlighted in red).

The main results are in Table 2. Overall, our proposed two techniques improve performance on most metrics especially on the cluster-based metrics. Compared to our proposed entity memory (EMem), “BART + concat states” takes the same information (historical steps and historical state changes) as input but significantly decreases the performance compared to the baseline. This is due to the historical state changes being too long and distracting the model. As in Figure 3, entity-conditioned prediction (ECond) is able to produce more accurate outputs based on the same set of entities. We observe that performance gains brought by entity-conditioned prediction are more significant on cluster-based F1 metrics, because the baseline model produces longer and more repetitive outputs (average number of output state changes per step is 7.71 compared to 6.76 of BART+ECond). As a result, the original F1 gives the baseline too much credit.

To analyze the effect of dataset cleaning, we compare the outputs of models trained on the original dataset and cleaned dataset. As in Figure 4, the cleaned dataset encourages the model to stick to the input text and produce less hallucination. To quantify this effect, we manually examined 50 processes randomly sampled from the test set. Of the

mented with, we found BART to work the best and hence our experiments are based on BART.

50 processes we examined, each process consists of multiple steps, and each step has multiple output state changes. We did a binary classification on each output state change to classify whether it contains hallucinations or not. Overall, the model trained on OpenPI produced 749 hallucinated state changes while the model trained on OpenPI-C produced 393 (47.53% less).

6 Conclusion and Future Work

In this paper we study the open vocabulary state tracking problem. We build upon the generation formulation introduced by Tandon et al. (2020) and propose two techniques: (1) *entity memory* that models the temporal dependency by storing world states from previous steps, and (2) *entity-conditioned prediction* that simplifies the task by predicting state changes conditioned on each single entity. We conduct human annotation to address data quality issues in the existing OpenPI dataset and thus propose a cleaned version of OpenPI dataset. We propose an improved cluster-based metric to overcome the original metric’s preference towards repetition. For future work, we consider using external resources such as ConceptNet (Amigó et al., 2009) to assist entity prediction.

7 Limitations

The scope of this work is limited by the available data. The OpenPI dataset (Tandon et al., 2020) is derived from WikiHow², and focuses on everyday scenarios and contains English only. We would like to see resources that span more domains (e.g. scientific domains) and more languages.

8 Ethical Considerations

Our work does not involve the creation of new datasets. However, we would like to point out that the existing dataset OpenPI is based on WikiHow, which is primary crowdsourced (with partial expert review). Thus some of the content is influenced by the cultural and educational background of the annotators. In our human cleaning, we recruit annotators from United States and Canada regions only, which may also bring cultural bias to the content. In particular, some procedures are related to healthcare and neither the procedure nor the model output should be regarded as medical advice.

²<https://www.wikihow.com/Main-Page>

Acknowledgement

This research is based upon work supported by U.S. DARPA DARPA KAIROS Program No. FA8750-19-2-1004. The views and conclusions contained herein are those of the authors and should not be interpreted as necessarily representing the official policies, either expressed or implied, of DARPA, or the U.S. Government. The U.S. Government is authorized to reproduce and distribute reprints for governmental purposes notwithstanding any copyright annotation therein.

References

- Enrique Amigó, Julio Gonzalo, Javier Artiles, and Felisa Verdejo. 2009. *A comparison of extrinsic clustering evaluation metrics based on formal constraints*. *Inf. Retr.*, 12(4):461–486.
- Aida Amini, Antoine Bosselut, Bhavana Dalvi, Yejin Choi, and Hannaneh Hajishirzi. 2020. *Procedural reading comprehension with attribute-aware context flow*. In *Automated Knowledge Base Construction*.
- Antoine Bosselut, Omer Levy, Ari Holtzman, Corin Ennis, Dieter Fox, and Yejin Choi. 2018. *Simulating action dynamics with neural process networks*. In *6th International Conference on Learning Representations, ICLR 2018, Vancouver, BC, Canada, April 30 - May 3, 2018, Conference Track Proceedings*. OpenReview.net.
- Bhavana Dalvi, Lifu Huang, Niket Tandon, Wen-tau Yih, and Peter Clark. 2018. *Tracking state changes in procedural text: a challenge dataset and models for process paragraph comprehension*. In *Proceedings of the 2018 Conference of the North American Chapter of the Association for Computational Linguistics: Human Language Technologies, Volume 1 (Long Papers)*, pages 1595–1604, New Orleans, Louisiana. Association for Computational Linguistics.
- Aditya Gupta and Greg Durrett. 2019. *Tracking discrete and continuous entity state for process understanding*. In *Proceedings of the Third Workshop on Structured Prediction for NLP*, pages 7–12, Minneapolis, Minnesota. Association for Computational Linguistics.
- Hao Huang, Xiubo Geng, Jian Pei, Guodong Long, and Daxin Jiang. 2021. *Reasoning over entity-action-location graph for procedural text understanding*. In *Proceedings of the 59th Annual Meeting of the Association for Computational Linguistics and the 11th International Joint Conference on Natural Language Processing (Volume 1: Long Papers)*, pages 5100–5109, Online. Association for Computational Linguistics.
- Mike Lewis, Yinhan Liu, Naman Goyal, Marjan Ghazvininejad, Abdelrahman Mohamed, Omer Levy, Veselin Stoyanov, and Luke Zettlemoyer. 2020.

BART: denoising sequence-to-sequence pre-training for natural language generation, translation, and comprehension. In *Proceedings of the 58th Annual Meeting of the Association for Computational Linguistics, ACL 2020, Online, July 5-10, 2020*, pages 7871–7880. Association for Computational Linguistics.

Alec Radford, Jeff Wu, Rewon Child, David Luan, Dario Amodei, and Ilya Sutskever. 2019. Language models are unsupervised multitask learners.

Nils Reimers and Iryna Gurevych. 2019a. **Sentence-BERT: Sentence embeddings using Siamese BERT-networks.** In *Proceedings of the 2019 Conference on Empirical Methods in Natural Language Processing and the 9th International Joint Conference on Natural Language Processing (EMNLP-IJCNLP)*, pages 3982–3992, Hong Kong, China. Association for Computational Linguistics.

Nils Reimers and Iryna Gurevych. 2019b. **Sentencebert: Sentence embeddings using siamese bert-networks.** In *Proceedings of the 2019 Conference on Empirical Methods in Natural Language Processing*. Association for Computational Linguistics.

Kushagri Tandon and Niladri Chatterjee. 2022. **Team LRL_NC at SemEval-2022 task 4: Binary and multi-label classification of PCL using fine-tuned transformer-based models.** In *Proceedings of the 16th International Workshop on Semantic Evaluation (SemEval-2022)*, pages 421–431, Seattle, United States. Association for Computational Linguistics.

Niket Tandon, Keisuke Sakaguchi, Bhavana Dalvi, Dheeraj Rajagopal, Peter Clark, Michal Guerquin, Kyle Richardson, and Eduard Hovy. 2020. **A dataset for tracking entities in open domain procedural text.** In *Proceedings of the 2020 Conference on Empirical Methods in Natural Language Processing (EMNLP)*, pages 6408–6417, Online. Association for Computational Linguistics.

Jason Weston, Antoine Bordes, Sumit Chopra, and Tomas Mikolov. 2016. Towards ai-complete question answering: A set of prerequisite toy tasks. *ICLR*.

Semih Yagcioglu, Aykut Erdem, Erkut Erdem, and Nazli Ikizler-Cinbis. 2018. **Recipeqa: A challenge dataset for multimodal comprehension of cooking recipes.** In *Proceedings of the 2018 Conference on Empirical Methods in Natural Language Processing, Brussels, Belgium, October 31 - November 4, 2018*, pages 1358–1368. Association for Computational Linguistics.

A Clustering Algorithm

For output clustering, we use stsb-distilroberta-base-v2 model provided by sentence-transformers package³ to obtain sentence embeddings. We use cosine

³<https://github.com/UKPLab/sentence-transformers>

similarity to compute similarity scores. The detailed algorithm is in Algorithm 1. We set the threshold th as 0.7. To evaluate the performance, we manually cluster the outputs for 20 processes (containing 85 steps) and use the annotated clusters as gold clusters to evaluate our algorithm. We calculate BCubed metrics (Amigó et al., 2009) and our algorithm achieves 88.00% precision, 88.68% recall, and 87.39% F1.

Algorithm 1: The clustering algorithm.

The input set y is the gold or the predicted set of state changes. Each output cluster C_k is a subset of y and all output clusters C form a partition of y .

Input: input set $y = \{y_1, \dots, y_n\}$;
similarity scorer $S(\cdot, \cdot)$; threshold th

Output: clusters $C = \{C_1, \dots, C_K\}$

```

1  $C \leftarrow \emptyset$ 
2 for  $i \leftarrow 1$  to  $n$  do
3    $new\_cluster \leftarrow true$ 
4   for  $k \leftarrow 1$  to  $|C|$  do
5     if  $\forall y \in C_k, S(y_i, y) > th$  then
6       /* Assign  $y_i$  to cluster  $C_k$  */
7        $C_k.add(y_i)$ 
8        $new\_cluster \leftarrow false$ 
9       break
9   if  $new\_cluster$  then
10  |  $C.append(\{y_i\})$ 

```

B Data Details

OpenPI dataset is released by Dalvi et al. (2018).⁴ It is an English-only dataset crawled from WikiHow and annotated via crowd-sourcing.

As mentioned before, we conduct human annotation to filter out low-quality data. The annotation study is reviewed by an ethics review board and determined to be a not human subjects research. The annotation is conducted on MTurk platform. To ensure that the annotators are native English speakers, we recruit annotators from the United States and Canada. We have informed the annotators in the annotation instructions that we are collecting data for research purpose. The annotation includes

⁴The original dataset and their baseline and evaluation code are released at <https://github.com/allenai/openpi-dataset>. We notice that some data has wrong template (“a of e were v before and v’ afterwards” instead of “was”), which will influence model training and evaluation. Thus, we apply a preprocessing step to fix these errors.

three stages:

Stage 1: filter out non-procedure texts. Each annotator is presented with an input text and asked to judge whether it is a procedure text or not. Each input text is annotated by three annotators; the reward for annotating each input text is \$0.03. We remove input texts that are considered as non-procedure texts by most annotators (i.e., at least two annotators). 15% procedure texts are removed at this stage.

Stage 2: filter out invalid steps. Each annotator is presented with an procedure text. For each step in the process, the annotator is asked to judge whether it is a valid step. Each input text is annotated by three annotators; the reward for annotating each input text is \$0.2. We then remove steps that are considered as invalid steps by most annotators (i.e., at least two annotators). 7.4% steps are removed at this stage.

Stage 3: filter out low-quality state changes. Each annotator is presented with an input procedure text and a state change caused by one of the steps. The annotator is asked to decide whether the state change is *certain*, *uncertain* and *impossible*. Each state change is annotated by two annotators; the reward for annotating each state change is \$0.05. To ensure data quality, we remove state changes that receive at least one *uncertain* or *impossible* rating from the two annotators, which empirically yield the best results. 32% state changes are removed at this stage.

Screenshots of the annotation interface are shown in Figure 5. Eventually, we manually examine the data and conducted rule-based filtering according to the following heuristics. We first remove steps with no state changes, and then remove procedure texts with < 3 steps.

C Experiment Details

We use GPT2-medium and BART-large models for the experiments. The number of parameters for GPT-2 baseline, BART baseline, BART+EMem and BART+ECond models are 355M, 406M, 444M and 406M respectively. Each experiment is run on one Tesla P100 GPU and takes about 4 hours.

In training, we use the exact training hyperparameters as Dalvi et al. (2018), i.e., the learning rate of 5×10^{-5} , the batch size of 8, and 30 epochs.

In decoding, we use beam search with beam size of 4. The decoding strategy is searched from top-p sampling ($0.5 \leq p \leq 0.9$), top-k sampling

($5 \leq k \leq 10$) and beam search (beam= 4). The best decoding strategy is found by manual tuning on the original OpenPI dataset. Results are in Table 4. We show that using beam search significantly boost the performance over top-p or top-k sampling for all systems. We also show in Figure 6 that length penalty can be used to control the number of outputs, and thus to balance between precision and recall.

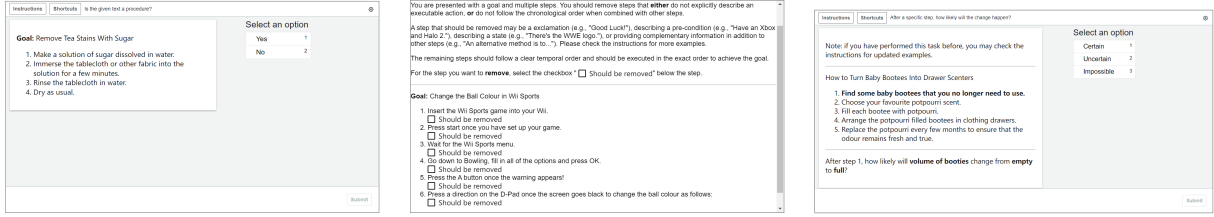
Compared to Dalvi et al. (2018), our re-implemented GPT-2 baseline is different in that: (1) we include the process goal g in the input, and (2) we use beam search with beam size of 4 instead of top-p sampling.

We also run the experiments on the original OpenPI dataset and compare with the results of Dalvi et al. (2018). Results are shown in Table 3.

D Scientific Artifacts

Scientific artifacts we use in this work include: (1) OpenPI dataset (Tandon et al., 2020) and their baseline and evaluation code released under the MIT License. The dataset is collected from WikiHow and focuses on every-day scenarios and contains English only. Our use is consistent with the resource’s intended use, which is to facilitate research on open-vocabulary state tracking tasks. (2) Three pre-trained models: GPT-2 (Radford et al., 2019) and BART (Lewis et al., 2020) provided by transformers⁵ and SentenceBERT (Reimers and Gurevych, 2019b) provided by sentence-transformers, all licensed under the Apache License 2.0. We use the models for research which is consistent with their intended use. Our code and data are released under the MIT license, which is compatible with the artifacts utilized in our research.

⁵<https://huggingface.co/docs>



(a) Stage 1.

(b) Stage 2.

(c) Stage 3.

Figure 5: Screenshots of the annotation interface.

	F1 original			F1 cluster-based		
	Exact	BLEU	ROUGE	Exact	BLEU	ROUGE
GPT-2 (Tandon et al., 2020)	4.3	16.1	32.4	-	-	-
GPT-2	5.35	19.57	36.26	6.16	18.24	29.95
BART	5.51	23.19	40.45	7.40	21.44	33.22
+concat states	4.65	19.58	36.82	6.22	18.20	29.99
BART+EMem	6.15	23.63	40.60	7.81	21.69	33.30
+ECond	6.88	23.50	40.22	9.16	22.29	33.15
+EMem+ECond	7.38	23.71	40.33	9.69	22.38	33.02

Table 3: Results (in %) on the original OpenPI dataset. EMem denotes Entity Memory and ECond denotes Entity-Conditioned prediction.

	Top-p sampling		Top-k sampling		Beam search beam=4
	p=0.9	p=0.5	k=10	k=5	
GPT-2	16.78	17.38	16.49	17.29	18.24
BART	19.94	20.31	19.96	19.45	21.44
Ours	19.64	21.65	20.68	20.45	22.38

Table 4: Results (in %) of GPT-2 baseline, BART baseline, and our proposed method with different decoding strategies on the original OpenPI dataset. We report clustering-based F1 with BLEU. Among all settings, beam search achieves the best performance.

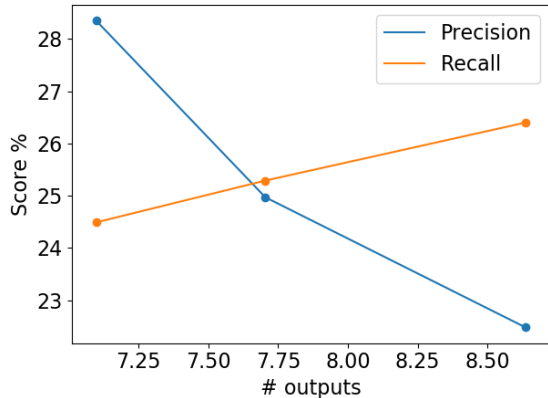


Figure 6: Precision and recall under different numbers of outputs for BART baseline. The length penalty is set as 0.2, 1.0 and 2.0 respectively.