
BetaZero: Belief-State Planning for Long-Horizon POMDPs using Learned Approximations

Robert J. Moss¹ Anthony Corso² Jef Caers³ Mykel J. Kochenderfer²

¹Computer Science Department, ²Aeronautics and Astronautics Department,

³Earth and Planetary Sciences Department, Stanford University

{mossr, acorso, jcaers, mykel}@stanford.edu

Abstract

Real-world planning problems—including autonomous driving and sustainable energy applications like carbon storage and resource exploration—have recently been modeled as partially observable Markov decision processes (POMDPs) and solved using approximate methods. To solve high-dimensional POMDPs in practice, state-of-the-art methods use online planning with problem-specific heuristics to reduce planning horizons and make the problems tractable. Algorithms that learn approximations to replace heuristics have recently found success in large-scale problems in the fully observable domain. The key insight is the combination of online Monte Carlo tree search with offline neural network approximations of the optimal policy and value function. In this work, we bring this insight to partially observed domains and propose *BetaZero*, a belief-state planning algorithm for POMDPs. BetaZero learns offline approximations based on accurate belief models to enable online decision making in long-horizon problems. We address several challenges inherent in large-scale partially observable domains; namely challenges of transitioning in stochastic environments, prioritizing action branching with limited search budget, and representing beliefs as input to the network. We apply BetaZero to various well-established benchmark POMDPs found in the literature. As a real-world case study, we test BetaZero on the high-dimensional geological problem of critical mineral exploration. Experiments show that BetaZero outperforms state-of-the-art POMDP solvers on a variety of tasks.¹

1 Introduction

Optimizing sequential decisions in real-world settings is challenging due to the inherent uncertainty about the true state of the environment. Modeling such problems as partially observable Markov decision processes (POMDPs) has shown recent success in autonomous driving [54, 47], robotics [24], and aircraft collision avoidance [20]. Solving large or continuous POMDPs require approximations in the form of state-space discretizations or modeling assumptions, e.g., assuming full observability when using QMDP [26]. Although these approximations are necessary when an agent needs to make fast decisions in a short time horizon, scaling these solutions to long-horizon problems remains a challenge [40]. Recently, POMDPs have been used to model large-scale information gathering problems such as carbon capture and storage (CCS) [4, 53], remediation for groundwater contamination [52], and critical mineral exploration for battery metals [27] and are solved using online tree search methods such as DESPOT [57] and POMCPOW [48]. The performance of these online methods rely on heuristics for action selection (to reduce search tree expansion) and heuristics to estimate the value function (to avoid expensive rollouts and reduce tree search depth). Without heuristics, online methods have difficulty planning for long-term information acquisition to reason about uncertain

Preprint. Under review.

¹Code and experiments available at <https://github.com/sisl/BetaZero.jl>

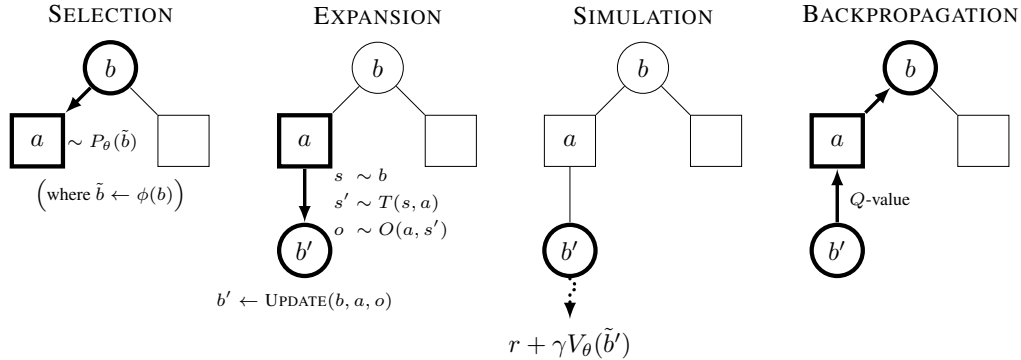


Figure 1: The four stages of MCTS in *BetaZero* using a value V_θ and policy P_θ network.

future events. Thus, algorithms to solve high-dimensional POMDPs need to be designed to use high-quality models and replace heuristics with learned approximations to enable decision making in these long-horizon problems.

Algorithms to solve high-dimensional, fully observable Markov decision processes (MDPs) have been proposed that learn approximations to replace problem-specific heuristics. Silver et al. [44] introduced the *AlphaZero* algorithm for large, deterministic MDPs and showed considerable success in games such as Go, chess, shogi, and Atari [44, 39]. The success is attributed to the combination of online Monte Carlo tree search (MCTS) and a neural network that approximates both the optimal value function and the offline policy. Extensions of AlphaZero and the model-free variant *MuZero* [39] have already addressed several challenges when applying to broad classes of MDPs such as those with large action spaces or stochastic environments. For large or continuous action spaces, Hubert et al. [15] introduced a policy improvement algorithm called *Sampled MuZero* that samples an action set of an *a priori* fixed size every time a node is expanded. Antonoglou et al. [1] introduced *Stochastic MuZero* that extends MuZero to games with stochastic state transitions but assume a finite set of possible next states so that each transition can be associated with a chance outcome. Applying these algorithms to problems with large or continuous state and observation spaces remains a challenge.

To handle partial observability in stochastic games, Ozair et al. [32] combine VQ-VAEs with MuZero to encode future discrete observations into latent variables. Other approaches to incorporate partial observability into AlphaZero input action-observation histories directly into the network [17, 51, 41]. Similarly, Igl et al. [16] introduce a method to learn a belief representation internal to the network when the POMDP agent is only given access to histories. Their work focuses on the reinforcement learning domain and they show that a belief distribution can be represented as a latent state in the learned model. In such settings, the prior belief—which is updated given action-observation sequences to encoded state uncertainty—may not be available, thus methods to learn the belief itself are necessary. When such models *do* exist, as is the case with many geological applications, using the models can be valuable for long-term planning. In the context of autonomous driving, Hoel et al. [14] use the most-likely state as input to the network but overlook significant uncertainty information in the belief. Planning under uncertainty is well-understood to be crucial for generating effective POMDP policies.

In this work, we use the insight of combining online MCTS with offline neural network approximations to solve high-dimensional POMDPs without heuristics. We propose the *BetaZero* belief-state planning algorithm that plans in belief space given a model of state uncertainty. We address several challenges related to large discrete action spaces and continuous state and observation spaces inherent in the partially observable domain. In stochastic environments, BetaZero uses progressive widening [5] to artificially limit belief-state expansion—using only information available internal to the tree. When planning in belief space, computationally expensive belief updates limit the search budget in practice. Therefore, information from the policy network is used to prioritize tree search branching on promising actions. To represent state uncertainty, the network receives a direct parametric approximation of the belief as input. BetaZero uses the learned policy network P_θ to reduce search breadth and the learned value estimate V_θ to reduce search depth to enable long-horizon online planning (fig. 1).

2 Background

This section provides the necessary background on POMDPs, belief-state MDPs, Monte Carlo tree search (MCTS), and double progressive widening (DPW) and their relation to AlphaZero.

2.1 Partially observable Markov decision process (POMDP)

A POMDP is a model for sequential decision making problems where the true state is unobservable. Defined by the tuple $\langle \mathcal{S}, \mathcal{A}, \mathcal{O}, T, R, O, \gamma \rangle$, POMDPs are an extension to the Markov decision process (MDP) used in reinforcement learning and planning [49] but with the addition of an observation space \mathcal{O} and observation model $O(o | s', a)$. Given a current state $s \in \mathcal{S}$ and taking an action $a \in \mathcal{A}$, the agent transitions to a new state s' according to the transition model $s' \sim T(\cdot | s, a)$. Without access to the true state, the agent receives an observation $o \sim O(\cdot | s', a)$ and uses this to update its current belief b over the possible states to get the posterior $b'(s') \propto O(o | s', a) \int_{s \in \mathcal{S}} T(s' | s, a) b(s) ds$. Beliefs can be represented as parametric or non-parametric distributions. Our work focuses on the non-parametric *particle set* as the belief because it can represent a broad range of distributions [50], but our approach generalizes well to parametric beliefs.

A stochastic POMDP policy $\pi(a | b)$ is defined as the distribution over actions given the current belief b . After taking an action $a \sim \pi(\cdot | b)$, the agent receives a reward r from the environment according to the reward function $R : \mathcal{S} \times \mathcal{A} \rightarrow \mathbb{R}$.

Belief-state MDPs. In *belief-state* MDPs, the POMDP is converted to an MDP by treating the belief as a state [21]. The reward function then becomes a weighted sum of the state-based reward $R_b(b, a) = \int_{s \in \mathcal{S}} b(s) R(s, a) ds \approx \sum_{s \in b} b(s) R(s, a)$. The belief-state MDP has the same state and action spaces as the POMDP and defines the new belief-state transition function $T_b(b' | b, a)$ as:

$$s \sim b(\cdot) \quad s' \sim T(\cdot | s, a) \quad o \sim O(\cdot | s', a) \quad b' \leftarrow \text{UPDATE}(b, a, o) \quad (1)$$

where the belief update can be done using a particle filter [11]. Therefore, the belief-state MDP is defined by the tuple $\langle \mathcal{S}, \mathcal{A}, T_b, R_b, \gamma \rangle$ with the shared discount factor $\gamma \in [0, 1]$ that controls the effect that future rewards have on the current action.

The objective in solving such problems is to find a policy π that maximizes the *value function* $V^\pi(b_0) = \mathbb{E}_\pi \left[\sum_{t=0}^{\infty} \gamma^t R_b(b_t, a_t) \mid b_t \sim T_b, a_t \sim \pi \right]$ from an initial belief b_0 . Instead of explicitly constructing a policy over all possible beliefs, online POMDP planning algorithms estimate the next best action through a planning procedure, often a best-first tree search.

2.2 Monte Carlo tree search (MCTS)

Monte Carlo tree search [6, 2] is an online, recursive, best-first tree search algorithm to determine the approximately optimal action to take from a given root state of an MDP. Extensions to MCTS have been applied to POMDPs through several algorithms: *partially observable Monte Carlo planning* (POMCP) treats the state nodes as histories h of action-observation trajectories [41], *POMCP with observation widening* (POMCPOW) construct weighted particle sets at the state nodes and extends POMCP to fully continuous domains [48], and *particle filter trees* (PFT) and *information particle filter trees* (IPFT) treat the POMDP as a belief-state MDP and plan directly over the belief-state nodes using a particle filter [48, 10]. All variants of MCTS execute the following four key steps. Note that in this section we use s to represent both the state, the history h , and the belief-state b and refer to them as simply “the state”.

- **Selection.** In the *selection* step, an action is selected from the children of a state node based on criteria that balances exploration and exploitation and is considered a multi-armed bandit problem [31]. The *upper-confidence tree* algorithm (UCT) [22] is a common criterion as well as the *upper-confidence tree with predictor* algorithm (PUCT) [34]. The UCT algorithm selects the action that maximizes the upper-confidence bound

$$Q(s, a) + c \sqrt{\frac{\log N(s)}{N(s, a)}} \quad (2)$$

where $Q(s, a)$ is the Q -value estimate for state-action pair (s, a) , the visit count for that state-action pair is $N(s, a)$, the total number of state visits is $N(s) = \sum_a N(s, a)$ for the

children $a \in A(s)$, and $c \geq 0$ is an exploration constant. In PUCT, a predictor $P(s, a)$ guides the exploration towards promising branches [43] and selects an action that maximizes:

$$Q(s, a) + c \left(P(s, a) \frac{\sqrt{N(s)}}{1 + N(s, a)} \right) \quad (3)$$

When dealing with a small discrete action space, the selection step often first branches on all actions and then selects based on some criterion; as is the case for AlphaZero that first expands on all legal moves [42, 44]. In the case of a large or continuous action space, algorithms attempt to balance branching and selection (discussed later in section 2.2).

- **Expansion.** In the *expansion* step, the selected action is taken in simulation and the transition model $T(s' | s, a)$ is sampled to determine the next state s' . In problems where the transition dynamics are deterministic then the child node is always a single state. If the transition dynamics are stochastic, techniques to balance the branching factor such as progressive widening [5] and state abstraction refinement [46] have been proposed.
- **Rollout/Simulation.** In the *rollout* step, also called the *simulation* step because it recursively simulates the MCTS tree expansion, the value is estimated either through executing a rollout policy until termination or through heuristics to approximate the value function from the given state s' . Silver et al. [43] replace the expensive rollouts done by AlphaGo [42] with a value network lookup in AlphaGo Zero and AlphaZero [43, 44].
- **Backpropagation.** Finally, in the *backpropagation* step, the Q -value estimate from the rollout is propagated up the trajectory in the tree as a running average.

Root node action selection. After repeating the four MCTS steps, the final action is selected from the children $a \in A(s)$ of the root state s and executed in the actual environment. One way to select the best root node action, referred to as the *robust child* [36, 2], selects the action with the highest visit count as $\arg \max_a N(s, a)$. Sampling from the normalized counts, exponentiated by an exploratory temperature τ , is also common [43]. Another method uses the highest estimated Q -value as $\arg \max_a Q(s, a)$. Both criteria have been shown to have trade-offs based on the problem [2].

Double progressive widening (DPW). To handle large or continuous state and action spaces and deal with stochastic state transitions, double progressive widening (DPW) [5] balances between sampling new nodes to expand on or selecting from existing nodes already in the tree. Two sets of hyperparameters $\alpha \in [0, 1]$ and $k \geq 0$ control the branching factor. If the number of actions tried from state s is less than $kN(s)^\alpha$, then a new action is sampled from the action space and added as a child of node s . Similarly, if the number of expanded states from state-action node (s, a) is less than $kN(s, a)^\alpha$, then a new state is sampled from the transition function $s' \sim T(\cdot | \cdot, s, a)$ and added as a child of that state-action node. If the state widening condition is not met, then a next state is sampled uniformly from the set of children. To encourage widening, let $k \rightarrow \infty$ and $\alpha \rightarrow 1$ (e.g., in highly stochastic problems [46]) and to discourage widening let $k \rightarrow 1$ and $\alpha \rightarrow 0$ [30].

Note that in the following sections we will refer to the belief state as b and the true (hidden) state as s .

3 BetaZero

In this paper, we introduce the *BetaZero* POMDP planning algorithm that replaces heuristics with learned approximations of the optimal policy and value function. BetaZero is a policy iteration algorithm that plans over belief-space and is split into two steps:

1. **Policy evaluation:** Evaluate the current value and policy network through n parallel episodes of Monte Carlo tree search (MCTS) and collect training data: $\left\{ \{(b_t, \pi_t, g_t)\}_{t=1}^T \right\}_{i=1}^n$
2. **Policy improvement:** Improve the estimated value function and learned policy by retraining the neural network parameters θ with data from the most recent MCTS simulations.

The policy vector over actions $\mathbf{p} = P_\theta(b, \cdot)$ and the value $v = V_\theta(b)$ are combined into a single network with two output heads $(\mathbf{p}, v) = f_\theta(b)$; for convenience, we refer to P_θ and V_θ separately.

During the *policy evaluation* step, training data is collected from the outer POMDP update loop. The belief b_t and the tree policy π_t are collected for each time step t . At the end of each episode, the

returns $g_t = \sum_{i=t}^T \gamma^i r_i$ are computed from the set of observed rewards for all time steps up to a terminal horizon T . Traditionally, MCTS algorithms use a tree policy π_t that is proportional to the root node visit counts of its children actions $\pi_t(b_t, a) \propto N(b_t, a)^{1/\tau}$. The counts are sampled after exponentiating with a temperature τ to encourage exploration but evaluated online with $\tau \rightarrow 0$ to effectively return the maximizing action [43]. In certain settings, relying solely on visit counts may overlook crucial information.

Policy vector as Q -weighted counts. When planning over belief-states, we perform expensive belief updates in the tree search and thus may have a limited MCTS budget. Therefore, the visit counts may not converge towards an optimal strategy as the budget may be spent on exploration. Czech et al. [7] and Danihelka et al. [8] suggest using knowledge of the Q -values from search in MCTS action selection. Therefore, we incorporate Q -value information and train against the policy

$$\pi_t(b_t, a) \propto \left(\left(\frac{\exp Q(b_t, a)}{\sum_{a'} \exp Q(b_t, a')} \right)^{z_q} \left(\frac{N(b_t, a)}{\sum_{a'} N(b_t, a')} \right)^{z_n} \right)^{1/\tau} \quad (4)$$

which is then normalized to make this a valid probability distribution. Equation (4) simply weights the visit counts by the softmax Q -value distribution. Parameters $z_q \in [0, 1]$ and $z_n \in [0, 1]$ define the influence of the values and the visit counts, respectively. If $z_q = z_n = 1$, then the influence is equal and if $z_q = z_n = 0$, then the policy becomes uniform.

When dealing with a small MCTS budget and potentially high exploration, fig. 2 illustrates the issue of using only visit counts with a representative example. In this example, MCTS had a budget of 30 iterations and each action was visited 10 times. If we train on the visit-count policy, we miss useful Q -value information and may select the maximum² of the worst performing action a_1 . When using both the Q -value and visit count information, we incorporate both what the tree search *focused on* and the *values it found*. This also implies accounting for uncertainty by weighting the Q -value by the number of samples used in the estimate. Section 4 details an ablation study to test this hypothesis.

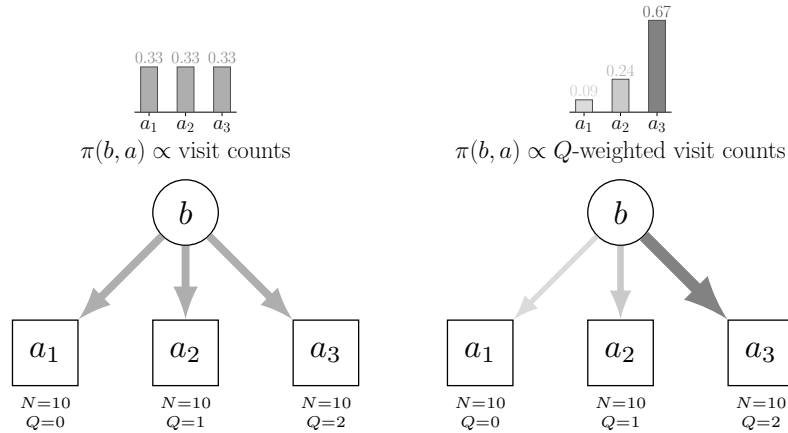


Figure 2: Illustrative example of when collecting policy data based purely on visit counts (left) would perform worse than weighting the counts based on Q -value information (right).

With the latest collected data, the *policy improvement* step retrains the policy network head using the cross-entropy loss $\mathcal{L}_P(\pi_t, \mathbf{p}_t) = -\pi_t^\top \log \mathbf{p}_t$. The value network head is simultaneously trained to fit the returns g_t using mean-squared error (MSE) or mean-absolute error (MAE) to predict the value of the belief b_t . The choice of value loss function \mathcal{L}_V depends on the characteristics of the return distribution. When the problem has sparse reward, MAE is a better choice as the distribution is closer to Laplacian [13]. When the reward is distributed closer to Gaussian, then MSE is more suitable [3, 13]. The final loss function is a combination of the value and policy losses with added L_2 -regularization with parameter λ :

$$\ell_{\beta_0} = \mathcal{L}_{V_\theta}(g_t, v_t) + \mathcal{L}_{P_\theta}(\pi_t, \mathbf{p}_t) + \lambda \|\theta\|^2 \quad (5)$$

²Most tiebreaks in numerical programming languages choose the smallest index.

Stochastic belief-state transitions. One challenge present in the partially observable domain is addressing non-deterministic belief-state transitions in the tree search. The belief-state transition function T_b consists of four areas of stochasticity and the belief—which is a probability distribution over states—is continuous. To address this, we use progressive widening from Couëtoux et al. [5], shown in algorithm 1.

Other methods for state expansion, like state abstraction refinement [46], may be used instead but rely on problem-specific distance metrics between states to perform a nearest neighbor search. Progressive widening uses only the information in the search tree to provide artificially limited belief-state branching; which is important as the belief updates can be computationally expensive, thus limiting the MCTS search budget in practice.

Algorithm 2 BetaZero action progressive widening.

```

1 function ACTIONSELECTION( $b$ )
2    $\tilde{b} \leftarrow \phi(b)$ 
3   if  $|A(b)| \leq kN(b)^\alpha$ 
4      $a \sim P_\theta(\tilde{b}, \cdot) \triangleright$  prioritized from network
5      $N(b, a) \leftarrow N_0(b, a)$ 
6      $Q(b, a) \leftarrow Q_0(b, a)$ 
7      $A(b) \leftarrow A(b) \cup \{a\}$ 
8   end
9   return
      $\arg \max_{a \in A(s)} Q(b, a) + c \left( P_\theta(\tilde{b}, a) \frac{\sqrt{N(b)}}{1+N(b, a)} \right)$ 
10 end

```

from the learned policy network P_θ to sample new actions. This way, we focus the expansion on promising actions first, making the final selection based on PUCT. In section 4, we perform an ablation to measure the effect of using the policy P_θ to prioritize actions when widening the tree.

Bootstrapping initial Q -values. When a new state-action node is added to the tree, initial Q -values can be bootstrapped using the estimate from the value network V_θ (line 6 in algorithm 2):

$$Q_0(b, a) \stackrel{\text{def}}{=} R_b(b, a) + \gamma V_\theta(b') \quad \text{where } b' \sim T_b(\cdot | b, a) \quad (6)$$

Bootstrapping incurs an additional state transition and belief update through T_b and may be opted only during online execution. After training via the BetaZero policy iteration steps, the bootstrapped estimate is more robust [23] and thus can be useful to initialize the online search.

Parametric belief representation. We study how to represent the belief distribution as input to the neural network. In the case of a particle-set belief, although not parametrically defined, approximating the belief as a mean and standard deviation of the state particles may capture enough information for value and policy estimation to be used during planning. Approximating the particle set parametrically is straightforward to implement and computationally inexpensive. In section 4, we show that the approximation works well across various problems and, unsurprisingly, using only the mean state is inadequate. Motivated to reduce computational complexity, we are interested in the case where the particle set b is represented parametrically as:

$$\phi(b) \stackrel{\text{def}}{=} [\mu(b), \sigma(b)] \quad (7)$$

Algorithm 3 details the MCTS algorithm used in BetaZero.

Algorithm 1 BetaZero belief widening.

```

1 function STATEEXPANSION( $b, a$ )
2   if  $|S(b, a)| \leq kN(b, a)^\alpha$ 
3      $s \sim b(\cdot)$ 
4      $s' \sim T(\cdot | s, a)$ 
5      $o \sim O(\cdot | s', a)$ 
6      $b' \leftarrow \text{UPDATE}(b, a, o)$ 
7      $S(b, a) \leftarrow S(b, a) \cup \{b'\}$ 
8   else
9      $b' \sim S(b, a)$ 
10  end
11   $r \leftarrow R(b, a, b')$ 
12  return  $b', r$ 
13 end

```

Prioritized action widening. Planning in belief space explicitly handles state uncertainty but may incur computational overhead when performing belief updates, therefore we avoid trying all actions at every belief-state node. Action progressive widening has been used successfully in the context of continuous action spaces [29] and large discrete action spaces [58]. Mern et al. [28] show that prioritizing actions can improve MCTS performance in large discrete action spaces and Browne et al. [2] found action progressive widening to be effective in cases where favorable actions were tried first.

In BetaZero, we use algorithm 2 to select actions through progressive widening and use information

Algorithm 3 BetaZero MCTS simulation.

```

1 function SIMULATE( $b, d$ )
2   if  $d = 0$  return 0
3   if  $b \notin \mathcal{T}$ 
4      $\mathcal{T} \leftarrow \mathcal{T} \cup \{b\}$ 
5      $N(b) \leftarrow N_0(b)$ 
6      $\tilde{b} \leftarrow \phi(b)$ 
7     return  $V_\theta(\tilde{b}) \triangleright$  value lookup
8   end
9    $N(b) \leftarrow N(b) + 1$ 
10   $a \leftarrow \text{ACTIONSELECTION}(b)$ 
11   $(b', r) \leftarrow \text{STATEEXPANSION}(b, a)$ 
12   $q \leftarrow r + \gamma \text{SIMULATE}(b', d - 1)$ 
13   $N(b, a) \leftarrow N(b, a) + 1$ 
14   $Q(b, a) \leftarrow Q(b, a) + \frac{q - Q(b, a)}{N(b, a)}$ 
15  return  $q$ 
16 end

```

4 Experiments

This section describes the benchmark POMDPs that were evaluated; see appendix B for more details.

POMDP environments. Three benchmark problems with increasing difficulty were chosen to evaluate the performance of BetaZero. Table 1 details the POMDP sizes and appendices B–D further describe the POMDP problems, network architectures, and experimental design.

Table 1: POMDP spaces

	$ S $	$ A $	$ O $
LightDark(5 and 10)	$ \mathbb{R} $	3	$ \mathbb{R} $
RockSample(15, 15)	7,372,800	20	3
RockSample(20, 20)	419,430,400	25	3
Mineral Exploration	$ \mathbb{R}^{32 \times 32} $	38	$ \mathbb{R}_{\geq 0} $

In the LIGHTDARK(y) problem [33], the goal of the agent is to execute a stop action at the origin but receives noisy observations of its true location. The noise is minimized in the “light” region y . We test the standard problem with the light region at $y = 5$ and a harder problem with the light region at $y = 10$ from Sunberg and Kochenderfer [48]. We restrict the agent to only three actions: move up or down by one, or stop (removing the action of moving up or down ten units). The modified problem is interesting to us because it requires information gathering over longer horizons.

The next problem, ROCKSAMPLE(n, k) [45], is a scalable information gathering problem where an agent moves in an $n \times n$ grid to observe k rocks to sample only the “good” rocks. Well-established POMDP benchmarks go up to $n = 15$ and $k = 15$; we also test a harder version with $n = 20$ and $k = 20$ to highlight the scalability of BetaZero.

Lastly, in the MINERAL EXPLORATION problem [27] the agent has to drill over a 32×32 plot of land to determine if a subsurface ore body should be mined or abandoned based on an economic threshold (where 50% of cases are economical to mine). The agent receives a continuous observation of the subsurface ore quality at the drill locations to build its belief. Drilling incurs a small penalty and if chosen to mine, the agent may be rewarded or penalized based on the mass of the extracted ore. The problem is difficult as the agent must reason over limited observations with sparse reward signal.

Baseline online POMDP solvers. We baseline BetaZero against several state-of-the-art online POMDP algorithms, namely *adaptive online packing-guided search* (AdaOPS) [56], *POMCP with observation widening* (POMCPOW) [48], and the *determinized sparse partially observable tree* algorithm (DESPOT) [57]. In the LightDark problems, we solve for an approximately optimal policy using *local approximation value iteration* (LAVI) [19] over the discretized parametric belief space.

Experiment results. Figure 3 compares the raw value and policy network from BetaZero against the approximately optimal value and policy from *value iteration* for the LightDark(10) problem. Qualitatively, BetaZero is learning an accurate representation of the optimal policy and value function in regions where training data has been collected. Despite there being regions where the value

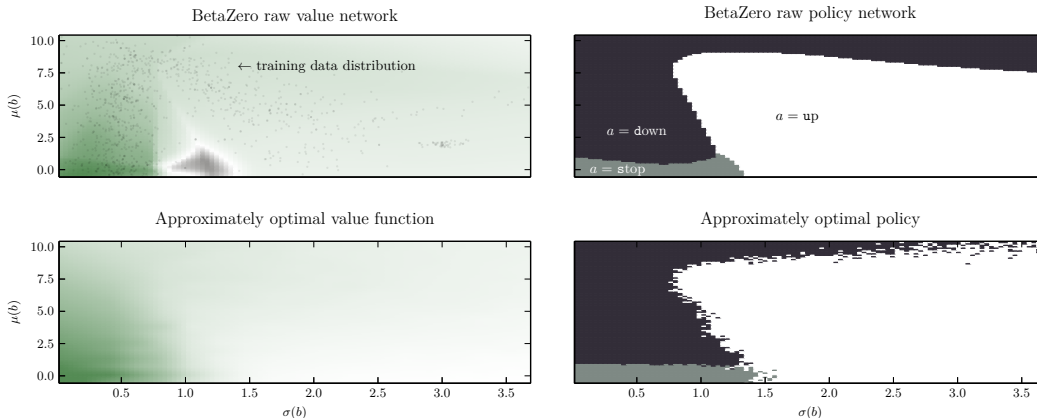


Figure 3: Value and policy plots for BetaZero (top) and value iteration (bottom) for LIGHTDARK(10) over the parametric belief space (i.e., mean and std). When uncertainty is high (horizontal axis), the agent moves up to localize near $y = 10$, then moves down, executing the stop action at the origin.

Table 2: Results comparing *BetaZero* to various state-of-the-art POMDP solvers (mean return).

	LightDark(5)	LightDark(10)	RockSample(15, 15)	RockSample(20, 20)	Mineral Exploration
BetaZero	4.47 ± 0.28	16.77 ± 1.28	20.15 ± 0.71	13.09 ± 0.55	10.67 ± 2.25
Raw Policy P_θ	4.44 ± 0.28	13.74 ± 1.33	10.96 ± 0.98	2.03 ± 0.34	8.67 ± 2.52
Raw Value V_θ^*	3.16 ± 0.40	12.70 ± 1.46	9.96 ± 0.65	3.57 ± 0.40	9.75 ± 2.42
AdaOPS [56]	3.78 ± 0.27 (3.79 ± 0.07)	5.22 ± 1.77	20.67 ± 0.72 (17.16 ± 0.21)	—	3.33 ± 1.95
AdaOPS (fixed bounds)	3.70 ± 0.25	4.98 ± 2.01	13.37 ± 0.71	11.66 ± 0.49	"
POMCPOW [48, 56]	3.21 ± 0.38 (3.23 ± 0.11)	0.68 ± 0.41	11.14 ± 0.59 (10.40 ± 0.18)	10.22 ± 0.47	9.43 ± 2.19
POMCPOW (no heuristics)	1.96 ± 0.58	-5.90 ± 5.78	10.17 ± 0.61	4.03 ± 0.44	5.38 ± 2.15
DESPOT [57, 56]	2.37 ± 0.37 (2.50 ± 0.10)	0.43 ± 0.36	18.44 ± 0.69 (15.67 ± 0.20)	—	5.29 ± 2.17
DESPOT (fixed bounds)	2.70 ± 0.50	0.49 ± 0.30	4.29 ± 0.45	0.00	"
Approx. Optimal [†]	4.09 ± 0.33	14.16 ± 1.39	—	—	11.90 ± 0.18

* One-step look-ahead over all actions using only the value network with 5 observations per action. Reporting mean return ± standard error over 100 seeds.

† LightDark problems use LAVI and mineral exploration uses oracle mine/abandon decision without drilling (computed over 10,000 states).

Entries with "—" indicate failed to run on that domain, entries with " " are the same as the one above, and entries in (parentheses) are from the literature.

function is not well represented (shown in gray), the resulting returns of the BetaZero policy are still nearly optimal because those beliefs do not occur during execution. Out-of-distribution methods to quantify this uncertainty could be used; e.g., training an ensemble of networks [35].

Table 2 indicates that in almost all cases, BetaZero significantly exceeds performance compared to state-of-the-art algorithms—both with and without heuristics. The performance improvement is larger in cases where the baseline algorithms do not rely on heuristics. Even when heuristics are used, BetaZero matches or outperforms on all of the tested problems.

In problems where heuristics can be constructed, such as $\text{RockSample}(n, k)$, BetaZero is comparable to AdaOPS and DESPOT which compute an upper bound using the QMDP solution. QMDP computes the optimal utility of the fully observable MDP over all $k - 1$ good rock combinations, which scales exponentially in n . Therefore, in problems with higher state space dimensions, like $\text{RockSample}(20, 20)$, the QMDP solution is intractable. Thus, AdaOPS and DESPOT use fixed bounds assuming an optimistic V_{\max} [55]. Appendix B.4 further details the heuristics used by the baseline algorithms in each problem. In these settings, BetaZero is able to scale to higher dimensional problems and learn approximations to replace heuristics. Shown as “raw” in table 2, the networks alone can perform well but using them in combination with online planning performs best as BetaZero can reason over up-to-date information.

If online algorithms ran for a large number of iterations, one might expect to see convergence to the optimal policy. In practice, this may be an intractable number as fig. 4 shows POMCPOW has not reached the required number of iterations for the RockSample problem. The advantage of BetaZero is that it can generalize from a more diverse set of experiences.

The inability of existing online algorithms to plan over long horizons is also evident in the mineral exploration problem (fig. 5). POMCPOW ran for one million online iterations without using a value estimator heuristic and BetaZero ran online for only 100 iterations. In the figure, the probability of selecting a drilling location is shown as vertical bars for each action, overlaid on the initial belief uncertainty (i.e., the standard deviation of the belief in the subsurface ore quality). BetaZero learned to take actions in areas of the belief space with high uncertainty, while POMCPOW fails to distinguish between the actions and converges towards uniform. The behavior of BetaZero matches closely to the domain-specific heuristic developed for the mineral exploration problem from Mern and Caers [27].

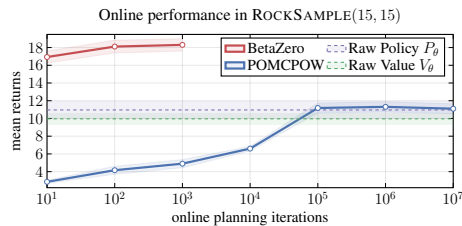


Figure 4: POMCPOW performance with heuristics plateaus between 100 thousand and 10 million planning iterations, indicating that extending online searches alone overlooks valuable information learned offline.

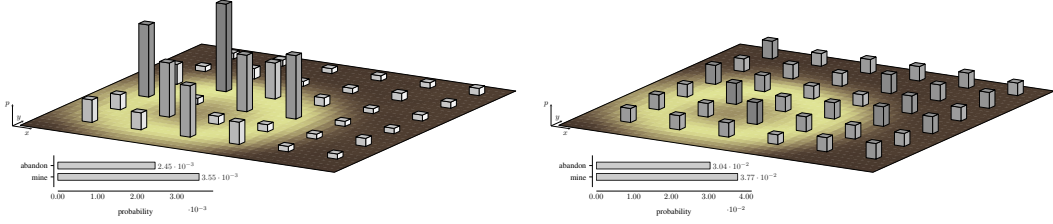


Figure 5: Mineral exploration policies from *BetaZero* (left) and *POMCPOW* over belief uncertainty.

Ablation studies. We measure the effectiveness of the contributions proposed in this paper. The influence of value and visit count information when selecting an action is shown in fig. 7. Each cell is the mean return for the *RockSample(20, 20)* problem over 100 online trials; selecting root-node actions via the arg max of eq. (4) given z_q and z_n . The cell at (0, 0) corresponds to a uniform policy and thus samples actions instead. Using only the visit counts (bottom cells) or only the values (left cells) to make decisions is worse than using a combination of the two (indicated in the lighter regions). The effect of the Q -weighted policy vector is also shown in the leftmost fig. 6, which suggests that it helps learn faster in the *LightDark(10)* problem.

Unsurprisingly, using the state uncertainty encoded in the belief is crucial for learning as indicated in the middle of fig. 6. Future work could directly input the particle set into the network, first passing through an order invariant layer [59], to offload the belief approximation to the network itself. Finally, the rightmost plot in fig. 6 suggests that when branching on actions using progressive widening, it is important to first prioritize the actions suggested by the policy network. Offline learning fails if instead we sample uniformly from the action space.

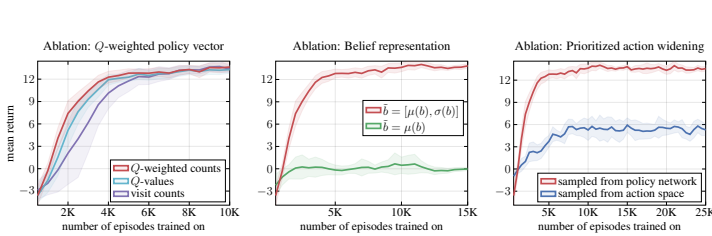


Figure 6: Ablation study in *LIGHTDARK(10)*. (Left) Learning is faster when policy network is trained using Q -weighted visit counts. (Middle) Incorporating belief uncertainty is crucial for learning. (Right) Action widening from the policy network shows significant improvement. The same red curves are shown and one std is shaded from three seeds with exponential smoothing with weight 0.6.

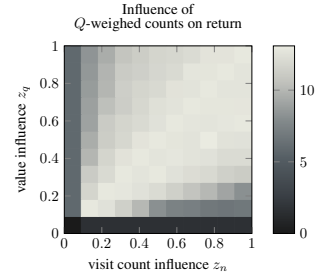


Figure 7: Ablation study in *ROCKSAMPLE(20, 20)*. Combining value and count information leads to the highest return. The diagonal is identical due to the arg max of eq. (4).

5 Conclusions and limitations

In this paper, we present the *BetaZero* belief-state planning algorithm for POMDPs; designed to learn from offline experience to make more informed online decisions. Planning in belief space explicitly handles state uncertainty and we show that using offline compute to learn from experience enables effective planning in long-horizon POMDPs. One major limitation of this approach is the requirement of compute resources to train neural networks and parallelize MCTS simulations. We designed *BetaZero* to operate on a single GPU machine for training and to scale based on available CPU workers. Certain POMDPs may not require the training burden, especially when known heuristics perform well. We show that *BetaZero* can scale to larger problems where certain heuristics break down. The results from our experiments suggest that *BetaZero* can approximately solve large-scale POMDPs while learning to plan in belief space using zero heuristics.

Acknowledgments and Disclosure of Funding

We would like to thank Johannes Fischer, Arec Jamgochian, Markus Zechner, and Dylan Asmar for their insights into this work. This work is supported by funding from the Standard Institute for Human-Centered AI and OMV.

References

- [1] I. Antonoglou, J. Schrittwieser, S. Ozair, T. K. Hubert, and D. Silver. Planning in Stochastic Environments with a Learned Model. In *International Conference on Learning Representations*, 2021.
- [2] C. B. Browne, E. Powley, D. Whitehouse, S. M. Lucas, P. I. Cowling, P. Rohlfshagen, S. Tavener, D. Perez, S. Samothrakis, and S. Colton. A Survey of Monte Carlo Tree Search Methods. *IEEE Transactions on Computational Intelligence and AI in Games*, 4(1):1–43, 2012.
- [3] T. Chai and R. R. Draxler. Root mean square error (RMSE) or mean absolute error (MAE)?—Arguments against avoiding RMSE in the literature. *Geoscientific Model Development*, 7(3):1247–1250, 2014.
- [4] A. Corso, Y. Wang, M. Zechner, J. Caers, and M. J. Kochenderfer. A POMDP Model for Safe Geological Carbon Sequestration. *NeurIPS Workshop on Tackling Climate Change with Machine Learning*, 2022.
- [5] A. Couëtoux, J.-B. Hoock, N. Sokolovska, O. Teytaud, and N. Bonnard. Continuous Upper Confidence Trees. In *Learning and Intelligent Optimization*, pages 433–445. Springer, 2011.
- [6] R. Coulom. Efficient Selectivity and Backup Operators in Monte-Carlo Tree Search. In *Computers and Games*, pages 72–83. Springer, 2007.
- [7] J. Czech, P. Korus, and K. Kersting. Improving AlphaZero Using Monte-Carlo Graph Search. In *International Conference on Automated Planning and Scheduling (ICAPS)*, volume 31, pages 103–111, 2021.
- [8] I. Danihelka, A. Guez, J. Schrittwieser, and D. Silver. Policy Improvement by Planning with Gumbel. In *International Conference on Learning Representations*, 2022.
- [9] M. Egorov, Z. N. Sunberg, E. Balaban, T. A. Wheeler, J. K. Gupta, and M. J. Kochenderfer. POMDPs.jl: A Framework for Sequential Decision Making under Uncertainty. *Journal of Machine Learning Research*, 18(26):1–5, 2017.
- [10] J. Fischer and Ö. S. Tas. Information Particle Filter Tree: An Online Algorithm for POMDPs with Belief-Based Rewards on Continuous Domains. In *International Conference on Machine Learning*, pages 3177–3187. PMLR, 2020.
- [11] N. J. Gordon, D. J. Salmond, and A. F. Smith. Novel approach to nonlinear/non-Gaussian Bayesian state estimation. In *IEEE for Radar and Signal Processing*, volume 140, pages 107–113, 1993.
- [12] G. Hinton, N. Srivastava, and K. Swersky. Neural Networks for Machine Learning. Lecture 6a: Overview of Mini-Batch Gradient Descent. http://www.cs.toronto.edu/~tijmen/csc321/slides/lecture_slides_lec6.pdf, 2 2014.
- [13] T. O. Hodson. Root-mean-square error (RMSE) or mean absolute error (MAE): when to use them or not. *Geoscientific Model Development*, 15(14):5481–5487, 2022.
- [14] C.-J. Hoel, K. Driggs-Campbell, K. Wolff, L. Laine, and M. J. Kochenderfer. Combining Planning and Deep Reinforcement Learning in Tactical Decision Making for Autonomous Driving. *IEEE Transactions on Intelligent Vehicles*, 5(2):294–305, 2019.
- [15] T. Hubert, J. Schrittwieser, I. Antonoglou, M. Barekatin, S. Schmitt, and D. Silver. Learning and Planning in Complex Action Spaces. In *International Conference on Machine Learning (ICML)*, pages 4476–4486. PMLR, 2021.
- [16] M. Igl, L. Zintgraf, T. A. Le, F. Wood, and S. Whiteson. Deep Variational Reinforcement Learning for POMDPs. In *International Conference on Machine Learning*, pages 2117–2126. PMLR, 2018.
- [17] T. Kimura, K. Sakamoto, and T. Sogabe. Development of AlphaZero-Based Reinforcement Learning Algorithm for Solving Partially Observable Markov Decision Process (POMDP) Problem. *Bulletin of Networking, Computing, Systems, and Software*, 9(1):69–73, 2020.

- [18] D. P. Kingma and J. Ba. Adam: A Method for Stochastic Optimization. *arXiv preprint arXiv:1412.6980*, 2014.
- [19] M. J. Kochenderfer. *Decision Making Under Uncertainty: Theory and Application*. MIT Press, 2015.
- [20] M. J. Kochenderfer, J. E. Holland, and J. P. Chryssanthacopoulos. Next-Generation Airborne Collision Avoidance System. *Lincoln Laboratory Journal*, 19(1), 2012.
- [21] M. J. Kochenderfer, T. A. Wheeler, and K. H. Wray. *Algorithms for Decision Making*. MIT Press, 2022.
- [22] L. Kocsis and C. Szepesvári. Bandit Based Monte-Carlo Planning. In *European Conference on Machine Learning*, pages 282–293. Springer, 2006.
- [23] A. Kumar, J. Fu, M. Soh, G. Tucker, and S. Levine. Stabilizing Off-Policy Q-Learning via Bootstrapping Error Reduction. In *Advances in Neural Information Processing Systems (NeurIPS)*, volume 32, 2019.
- [24] M. Lauri, D. Hsu, and J. Pajarinen. Partially Observable Markov Decision Processes in Robotics: A Survey. *IEEE Transactions on Robotics*, 2022.
- [25] Y. LeCun, L. Bottou, G. B. Orr, and K.-R. Müller. Efficient BackProp. In *Neural Networks: Tricks of the Trade*, pages 9–50. Springer, 2002.
- [26] M. L. Littman, A. R. Cassandra, and L. P. Kaelbling. Learning policies for partially observable environments: Scaling up. In *Machine Learning Proceedings*, pages 362–370. Elsevier, 1995.
- [27] J. Mern and J. Caers. The Intelligent Prospector v1.0: Geoscientific Model Development and Prediction by Sequential Data Acquisition Planning with Application to Mineral Exploration. *Geoscientific Model Development*, 16(1):289–313, 2023.
- [28] J. Mern, A. Yildiz, L. Bush, T. Mukerji, and M. J. Kochenderfer. Improved POMDP Tree Search Planning with Prioritized Action Branching. *Proceedings of the AAAI Conference on Artificial Intelligence*, 35(13): 11888–11894, 2021.
- [29] T. M. Moerland, J. Broekens, A. Plaat, and C. M. Jonker. A0C: Alpha Zero in Continuous Action Space. *arXiv preprint arXiv:1805.09613*, 2018.
- [30] R. J. Moss, R. Lee, N. Visser, J. Hochwarth, J. G. Lopez, and M. J. Kochenderfer. Adaptive Stress Testing of Trajectory Predictions in Flight Management Systems. *Digital Avionics Systems Conference (DASC)*, 2020.
- [31] R. Munos. From Bandits to Monte-Carlo Tree Search: The Optimistic Principle Applied to Optimization and Planning. *Foundations and Trends® in Machine Learning*, 7(1):1–129, 2014.
- [32] S. Ozair, Y. Li, A. Razavi, I. Antonoglou, A. Van Den Oord, and O. Vinyals. Vector Quantized Models for Planning. In *International Conference on Machine Learning (ICML)*, pages 8302–8313. PMLR, 2021.
- [33] R. Platt Jr., R. Tedrake, L. Kaelbling, and T. Lozano-Perez. Belief Space Planning Assuming Maximum Likelihood Observations. *Robotics: Science and Systems VI*, 2010.
- [34] C. D. Rosin. Multi-Armed Bandits with Episode Context. *Annals of Mathematics and Artificial Intelligence*, 61(3):203–230, 2011.
- [35] M. Salehi, H. Mirzaei, D. Hendrycks, Y. Li, M. H. Rohban, and M. Sabokrou. A Unified Survey on Anomaly, Novelty, Open-Set, and Out of-Distribution Detection: Solutions and Future Challenges. *Transactions of Machine Learning Research*, 2022.
- [36] F. C. Schadd. Monte-Carlo Search Techniques in the Modern Board Game Thurn and Taxis. *Maastricht University: Maastricht, The Netherlands*, 2009.
- [37] T. Schaul, G. Ostrovski, I. Kemaev, and D. Borsa. Return-based Scaling: Yet Another Normalisation Trick for Deep RL. *arXiv preprint arXiv:2105.05347*, 2021.
- [38] J. Schrittwieser. MuZero Intuition. <https://www.furidamu.org/blog/2020/12/22/muzero-intuition/>, 12 2020.
- [39] J. Schrittwieser, I. Antonoglou, T. Hubert, K. Simonyan, L. Sifre, S. Schmitt, A. Guez, E. Lockhart, D. Hassabis, T. Graepel, T. Lillicrap, and D. Silver. Mastering Atari, Go, Chess and Shogi by Planning with a Learned Model. *Nature*, 588(7839):604–609, 2020.

- [40] G. Shani, J. Pineau, and R. Kaplow. A survey of point-based POMDP solvers. *Autonomous Agents and Multi-Agent Systems*, 27:1–51, 2013.
- [41] D. Silver and J. Veness. Monte-Carlo Planning in Large POMDPs. *Advances in Neural Information Processing Systems (NeurIPS)*, 23, 2010.
- [42] D. Silver, A. Huang, C. J. Maddison, A. Guez, L. Sifre, G. van den Driessche, J. Schrittwieser, I. Antonoglou, V. Panneershelvam, M. Lanctot, S. Dieleman, D. Grewe, J. Nham, N. Kalchbrenner, I. Sutskever, T. Lillicrap, M. Leach, K. Kavukcuoglu, T. Graepel, and D. Hassabis. Mastering the game of Go with deep neural networks and tree search. *Nature*, 529(7587):484–489, 2016.
- [43] D. Silver, J. Schrittwieser, K. Simonyan, I. Antonoglou, A. Huang, A. Guez, T. Hubert, L. Baker, M. Lai, A. Bolton, Y. Chen, T. Lillicrap, F. Hui, L. Sifre, G. van den Driessche, T. Graepel, and D. Hassabis. Mastering the game of Go without human knowledge. *Nature*, 550(7676):354–359, 2017.
- [44] D. Silver, T. Hubert, J. Schrittwieser, I. Antonoglou, M. Lai, A. Guez, M. Lanctot, L. Sifre, D. Kumaran, T. Graepel, T. Lillicrap, K. Simonyan, and D. Hassabis. A general reinforcement learning algorithm that masters chess, shogi, and Go through self-play. *Science*, 362(6419):1140–1144, 2018.
- [45] T. Smith and R. Simmons. Heuristic Search Value Iteration for POMDPs. In *Conference on Uncertainty in Artificial Intelligence (UAI)*, pages 520–527, 2004.
- [46] S. Sokota, C. Y. Ho, Z. Ahmad, and J. Z. Kolter. Monte Carlo Tree Search with Iteratively Refining State Abstractions. *Advances in Neural Information Processing Systems (NeurIPS)*, 34:18698–18709, 2021.
- [47] Z. Sunberg and M. J. Kochenderfer. Improving Automated Driving through POMDP Planning with Human Internal States. *IEEE Transactions on Intelligent Transportation Systems*, 23(11):20073–20083, 2022.
- [48] Z. N. Sunberg and M. J. Kochenderfer. Online Algorithms for POMDPs with Continuous State, Action, and Observation Spaces. In *Proceedings of the International Conference on Automated Planning and Scheduling*, volume 28, pages 259–263, 2018.
- [49] R. S. Sutton and A. G. Barto. *Reinforcement Learning: An Introduction*. MIT Press, 2018.
- [50] S. Thrun, W. Burgard, and D. Fox. *Probabilistic Robotics*. MIT Press, 2005.
- [51] O. Vinyals, I. Babuschkin, W. M. Czarnecki, M. Mathieu, A. Dudzik, J. Chung, D. H. Choi, R. Powell, T. Ewalds, P. Georgiev, et al. Grandmaster Level in StarCraft II using Multi-Agent Reinforcement Learning. *Nature*, 575(7782):350–354, 2019.
- [52] Y. Wang, M. Zechner, J. M. Mern, M. J. Kochenderfer, and J. K. Caers. A sequential decision-making framework with uncertainty quantification for groundwater management. *Advances in Water Resources*, 166:104266, 2022.
- [53] Y. Wang, M. Zechner, G. Wen, A. L. Corso, J. M. Mern, M. J. Kochenderfer, and J. K. Caers. Optimizing Carbon Storage Operations for Long-Term Safety. *arXiv preprint arXiv:2304.09352*, 2023.
- [54] K. H. Wray, B. Lange, A. Jamgochian, S. J. Witwicki, A. Kobashi, S. Hagaribommanahalli, and D. Ilstrup. POMDPs for Safe Visibility Reasoning in Autonomous Vehicles. In *IEEE International Conference on Intelligence and Safety for Robotics (ISR)*, pages 191–195. IEEE, 2021.
- [55] C. Wu, G. Yang, Z. Zhang, Y. Yu, D. Li, W. Liu, and J. Hao. OpenReview Response: Adaptive Online Packing-guided Search for POMDPs. https://openreview.net/forum?id=0zvTBoQb5PA¬eId=bJTC_0sZPzr, 8 2021.
- [56] C. Wu, G. Yang, Z. Zhang, Y. Yu, D. Li, W. Liu, and J. Hao. Adaptive Online Packing-guided Search for POMDPs. *Advances in Neural Information Processing Systems (NeurIPS)*, 34:28419–28430, 2021.
- [57] N. Ye, A. Somani, D. Hsu, and W. S. Lee. DESPOT: Online POMDP Planning with Regularization. *Journal of Artificial Intelligence Research*, 58:231–266, 2017.
- [58] T. Yee, V. Lisý, M. H. Bowling, and S. Kambhampati. Monte Carlo Tree Search in Continuous Action Spaces with Execution Uncertainty. In *International Joint Conference on Artificial Intelligence (IJCAI)*, pages 690–697, 2016.
- [59] M. Zaheer, S. Kottur, S. Ravanbakhsh, B. Póczos, R. R. Salakhutdinov, and A. J. Smola. Deep Sets. *Advances in Neural Information Processing Systems (NeurIPS)*, 30, 2017.

Appendix A BetaZero algorithm

Figure 8 and algorithms 4–6 detail the full BetaZero policy iteration algorithm (refer to section 3).

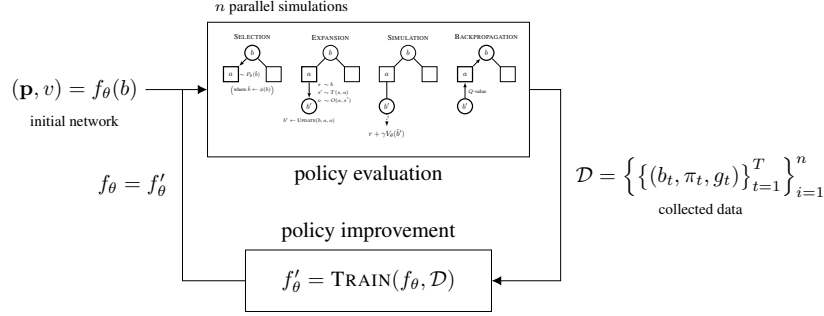


Figure 8: The *BetaZero* policy iteration algorithm for POMDP belief-state planning.

Algorithm 4 BetaZero policy iteration algorithm.

Require: $\mathcal{P} \stackrel{\text{def}}{=} \langle \mathcal{S}, \mathcal{A}, \mathcal{O}, T, R, O, \gamma \rangle$: POMDP

Require: ψ : Parameters

```

1 function BETAZERO( $\mathcal{P}, \psi$ )
2    $f_\theta \leftarrow \text{INITIALIZENETWORK}(\psi)$  ▷ where  $(\mathbf{p}, v) = (P_\theta(b), V_\theta(b)) = f_\theta(b)$ 
3   for  $i \leftarrow 1$  to  $n_{\text{iterations}}$ 
4      $\mathcal{D} \leftarrow \text{COLLECTDATA}(\mathcal{P}, f_\theta, n_{\text{data}})$  ▷ policy evaluation
5      $f_\theta \leftarrow \text{TRAIN}(f_\theta, \mathcal{D})$  ▷ policy improvement
6   end
7   return  $\beta_0^\pi(f_\theta)$  ▷ BetaZero policy
8 end

```

Algorithm 5 Collect MCTS data for policy evaluation.

function COLLECTDATA($\mathcal{P}, f_\theta, n_{\text{data}}$)

$\mathcal{D} = \emptyset$

$\mathcal{M} \leftarrow \langle \mathcal{S}, \mathcal{A}, T_b, R_b, \gamma \rangle$ ▷ belief MDP

parallel for $i \leftarrow 1$ **to** n_{data}

for $t \leftarrow 1$ **to** T

$a_t \leftarrow \text{MONTECARLOTREESearch}(\mathcal{M}, f_\theta, b_t, d)$ ▷ plan over the belief MDP

$\mathcal{D}_i^{(t)} \leftarrow \mathcal{D}_i^{(t)} \cup \{ (b_t, \pi_{\text{MCTS}}^{(t)}, g_t) \}$ ▷ collect belief and policy (placeholder for returns)

$r_t \leftarrow R(s_t, a_t)$

$s_{t+1} \sim T(\cdot | s_t, a_t)$ ▷ transition true state of the POMDP

$o_t \sim O(\cdot | s_{t+1}, a_t)$

$b_{t+1} \leftarrow \text{UPDATE}(b_t, a_t, o_t)$

end

$g_t \leftarrow \sum_{j=t}^T \gamma^j r_j$ **for** $t \leftarrow 1$ **to** T ▷ fill in computed returns

end

return \mathcal{D}

end

Algorithm 6 Monte Carlo tree search algorithm using Q -weighed visit counts.

function MONTECARLOTREESearch($\mathcal{M}, f_\theta, b, d$)

for $i \leftarrow 1$ **to** n_{online}

 SIMULATE(b, d) ▷ recursively run the four steps of MCTS (algorithm 3)

end

$\pi_{\text{MCTS}}(b, a) \propto \left(\left(\frac{\exp Q(b, a)}{\sum_{a'} \exp Q(b, a')} \right)^{z_q} \left(\frac{N(b, a)}{\sum_{a'} N(b, a')} \right)^{z_n} \right)^{1/\tau}$ ▷ Q -weighted visit counts

return $a \sim \pi_{\text{MCTS}}(b, \cdot)$ ▷ sample root node action (let $\tau \rightarrow 0$ to get arg max)

end

Appendix B POMDP environments

This section describes the three benchmark POMDP problems and their configurations in more detail.

B.1 Light dark

The *light dark* POMDP is a simple, one-dimensional localization problem proposed by Platt Jr. et al. [33]. The objective is for the agent to execute the `stop` action at the goal (origin). The agent is awarded 100 for a correct execution and -100 for an incorrect execution; using a discount of $\gamma = 0.9$. The agent receives noisy observations of their position, where the noise is minimized in the “light” region. In the `LIGHTDARK(5)` problem used by Wu et al. [56], the noise is a zero-mean Gaussian with standard deviation of $|y - 5|/\sqrt{2} + 10^{-2}$. For the `LIGHTDARK(10)` problem used by Sunberg and Kochenderfer [48], the noise is a zero-mean Gaussian with standard deviation of $|y - 10| + 10^{-4}$. In both problems, we use a restricted action space of $\mathcal{A} = [-1, 0, 1]$ where 0 is the `stop` action. The expected behavior of the optimal policy is to first localize in the light region, then travel to the goal. The BetaZero policy exhibits this behavior which can be seen in fig. 9.

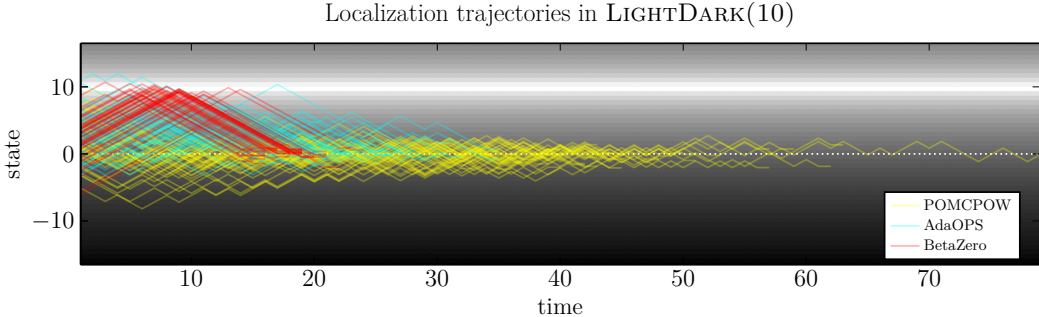


Figure 9: Trajectories from 50 episodes of the `LIGHTDARK(10)` POMDP. BetaZero (red) learned to first localize in the light region at $y = 10$ and then head straight for the goal at the origin.

Value iteration solution for light dark. The approximately optimal solution to the light dark problems used *local approximation value iteration* (LAVI) [19] over the discretized belief-state space (i.e., mean and standard deviation). The belief mean was discretized between the range $[-3, 12]$ and the belief standard deviation was discretized between the range $[0, 5]$; each of length 25. The LAVI solver used 100 generative samples per belief-state and ran for 25 value iterations.

B.2 Rock sample

In the `ROCKSAMPLE(n, k)` POMDP introduced by Smith and Simmons [45], an agent has full observability of its position on an $n \times n$ grid but has to sense the k rocks to determine if they are “good” or “bad”. The agent knows *a priori* the true locations of the rocks (i.e., the rock locations are a part of the problem, not the state). The observation noise is a function of the distance to the rock:

$$\frac{1}{2} \left(1 + \exp \left(-\frac{\|\mathbf{x}_{\text{rock}} - \mathbf{x}_{\text{agent}}\|_2 \log(2)}{c} \right) \right) \quad (8)$$

where $c = 20$ is the sensor efficiency. The agent can move in the four cardinal directions, sense the k rocks, or take the action to `sample` a rock when it is located under the agent. The agent receives a reward of 10 for sampling a “good” rock and a penalty of -10 for sampling a “bad” rock. The terminal state is the exit at the right edge of the map, where the agent gets a reward of 10 for exiting.

B.3 Mineral exploration

The *mineral exploration* POMDP proposed by Mern and Caers [27] is an information gather problem where an agent needs to decide whether a subsurface ore body is economical to mine or should be abandoned. The environment is a 32×32 plot of land and the agent can drill every fifth cell to

determine the ore quality at that location. Thus, the action space consists of the 36 drill locations and the decisions to mine or abandon. The problem has no state dynamics and is calibrated so that half of the states are economical to mine (thus, a random agent would be correct only half the time). The agent receives a small cost for each drill action, a reward proportional to the extracted ore if chosen to mine (which is negative if uneconomical), and a reward of zero if chosen to abandon:

$$R(s) = \begin{cases} -c_{\text{drill}} & \text{if } a = \text{drill} \\ \sum \mathbb{1}(s_{\text{ore}} \geq h_{\text{massive}}) - c_{\text{extraction}} & \text{if } a = \text{mine} \\ 0 & \text{otherwise (} a = \text{abandon)} \end{cases} \quad (9)$$

where $c_{\text{drill}} = 0.1$, $h_{\text{massive}} = 0.7$, and $c_{\text{extraction}} = 71$. The term $\sum \mathbb{1}(s_{\text{ore}} \geq h_{\text{massive}})$ indicates the cells that have an ore quality value above some massive ore threshold h_{massive} (which are deemed valuable). Figure 10 and fig. 11 show an example of four steps of the mineral exploration POMDP.

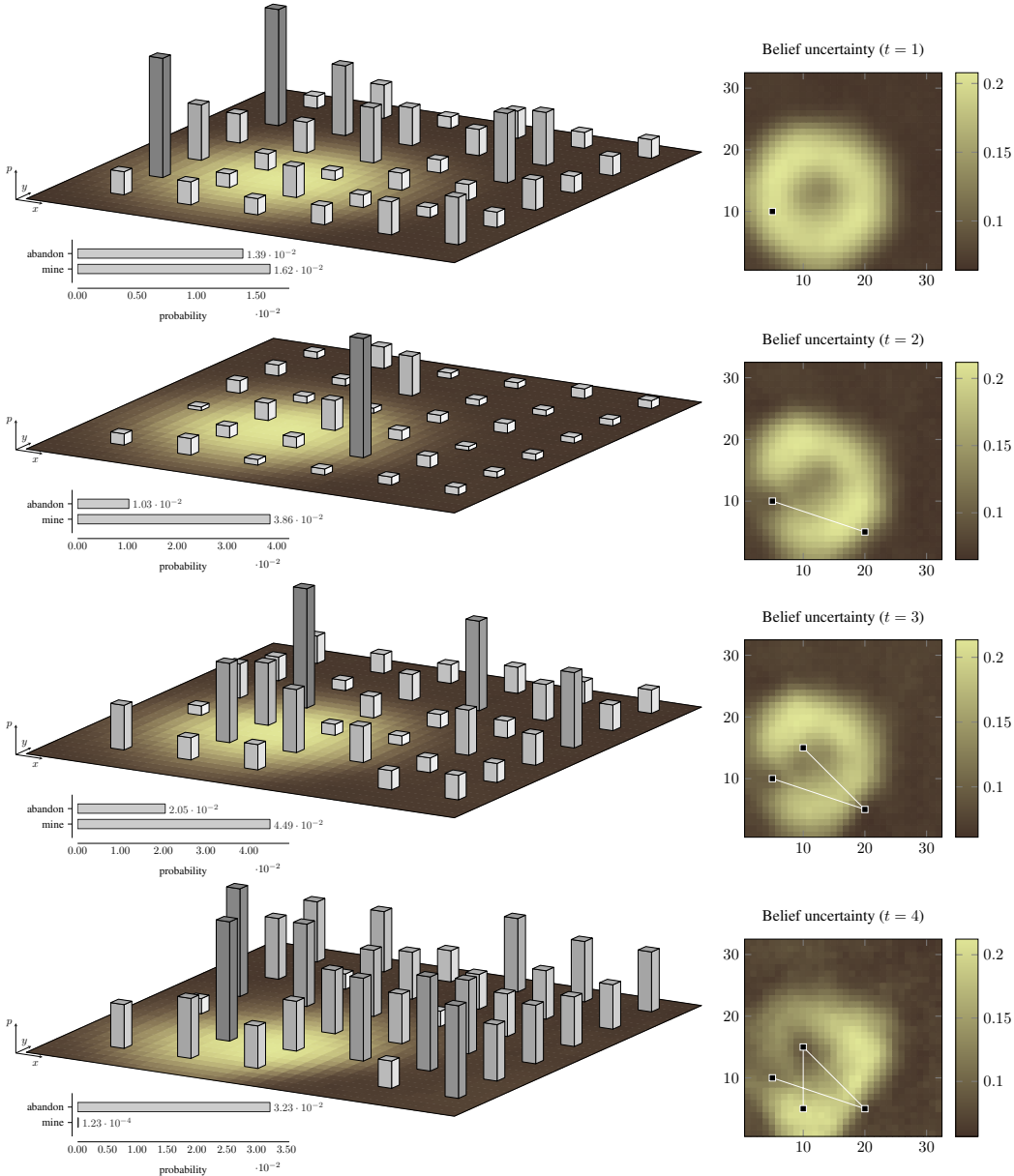


Figure 10: BetaZero policy shown over belief mean.

Figure 11: Belief uncertainty and selected drill action.

B.4 Experiment details

Experiment parameters for each problem can be seen in tables 3–5 under the “online” column. For the baseline algorithms, the heuristics follow Wu et al. [56]. Problems that failed to run due to memory limits followed suggestions from Wu et al. [55] to first use the MDP solution and then use a fixed upper bound of $r_{\text{correct}} = 100$ for the light dark problems and the following for the rock sample problems:

$$V_{\text{max}} = r_{\text{exit}} + \sum_{t=1+n-k}^{2k-n} \gamma^{t-1} r_{\text{good}} \quad (10)$$

where $r_{\text{good}} = r_{\text{exit}} = 10$ and the sum computes an optimistic value assuming the rocks are directly lined between the agent and the goal and assuming $n \geq k$ for simplicity.

For problems not studied by Wu et al. [56], we use the same heuristics as their easier counterpart (i.e., LIGHTDARK(10) follows LIGHTDARK(5) heuristics and ROCKSAMPLE(20, 20) follows ROCKSAMPLE(15, 15) heuristics). For the mineral exploration problem, the baselines used the following heuristics. POMCPOW used a value estimator of $\max(0, R(s_t, a = \text{mine}))$ (refer to eq. (9)) and when operating in the “no heuristic” mode used a random rollout policy to estimate the value. Both AdaOPS and DESPOT used a lower bound computed as the returns if fully drilled all locations, then made the decision to abandon:

$$V_{\text{min}} = \sum_{t=1}^{T-1} -\gamma^{t-1} c_{\text{drill}} \quad (11)$$

With an upper bound computed from an oracle that made the mine/abandon decision without drilling, computed over $n = 10,000$ initial states:

$$V_{\text{max}} = \mathbb{E}_{s_0 \in \mathcal{S}} \left[\max \left(0, R(s_0, a = \text{mine}) \right) \right] \approx \frac{1}{n} \sum_{i=1}^n \max \left(0, R(s_0^{(i)}, a = \text{mine}) \right) \quad (12)$$

Both BetaZero and the baseline algorithms used the same particle filter belief updater, with $n_{\text{particles}} \in [500, 1000, 1000]$ for the light dark, rock sample, and mineral exploration problems, respectively.

Appendix C Network architectures

The diagrams in fig. 12–14 specify the neural network architectures for the three problem domains. The networks were designed to be simple so that future work could focus on incorporating more complicated architectures such as residual networks. The mineral exploration problem is the only problem where the input is treated as an image, thus we use a convolutional network. Described in section C.1, training occurs on normalized returns and an output denormalization layer is added to the value head to ensure proper magnitude of the predicted values.

C.1 Return scaling for output normalization

For general POMDP problems, the return can be an unbounded real-value and not conveniently in $[0, 1]$ or $[-1, 1]$; as is often the case with two player games. Schrittwieser et al. [39] use a categorical representation of the value split into a discrete support of size 601 to make learning more robust [38]. Inspired by *return-based scaling* from Schaul et al. [37], we normalize the target before training

$$\bar{g}_t = (g_t - \mathbb{E}[G_{\text{train}}]) / \sqrt{\text{Var}(G_{\text{train}})}, \quad (13)$$

where G_{train} is the set of returns used during training; keeping running statistics of all training data. Intuitively, this ensures that the target values have zero mean and unit variance which is known to stabilize training [25]. After training, a denormalization layer is added to the normalized output \bar{v} of the value network as

$$v_t = \bar{v} \sqrt{\text{Var}(G_{\text{train}})} + \mathbb{E}[G_{\text{train}}] \quad (14)$$

so that value predictions are properly scaled when the network is evaluated. The scaling process is done entirely internal to the network.

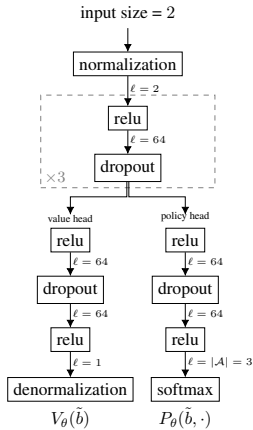


Figure 12: Light dark neural network architecture.

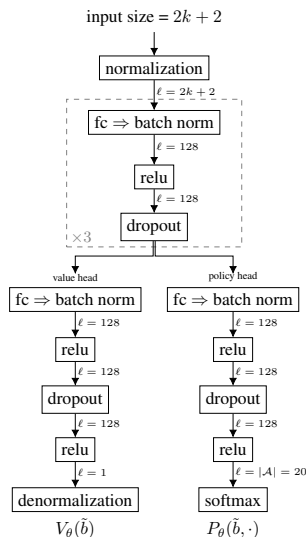


Figure 13: Rock sample neural network architecture.

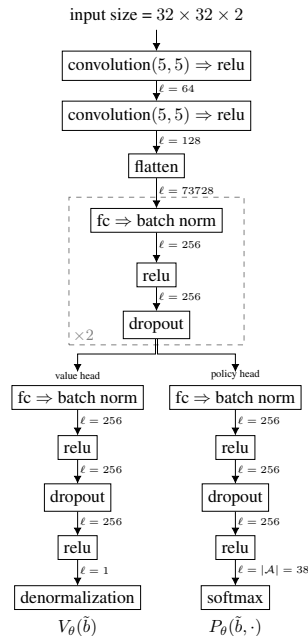


Figure 14: Mineral exploration CNN architecture.

Appendix D Hyperparameters and tuning

The hyperparameters used during offline training and online execution are described in tables 3–5. Offline training refers to the BetaZero policy iteration steps that collect parallel MCTS data (*policy evaluation*) and then retrain the network (*policy improvement*). The online execution refers to using the BetaZero policy after offline training to evaluate its performance through online tree search. The main difference between these two settings is the final criteria used to select the root node action in MCTS. During offline training of problems with large action spaces (e.g., rock sample and mineral exploration), sampling root node actions according to the Q -weighted visit counts with a temperature τ ensures exploration. To evaluate the performance online, root node action selection takes the maximizing action of the Q -weighted visit counts. During training, we also evaluate a holdout set (i.e., n_{holdout}) that uses the arg max criteria to measure the true performance of the learned policy.

The MCTS parameters for the mineral exploration problem were tuned using Latin hypercube sampling based on the lower-confidence bound of the returns. During training, the rock sample problems disabled progressive widening to expand on all actions and transition to a single belief-state. Then during online execution, we tuned the DPW parameters as described in section F.2. Section F.2 also highlights the limitations of DPW and the tuning sensitivity.

Appendix E Compute resources

BetaZero was designed to use a single GPU to train the networks and then parallelize MCTS evaluations across available CPU workers. Evaluating the networks on the CPU is computationally inexpensive due to the size of the neural networks used in this work (see fig. 12–14). The motivation of this design is to enable future research without a computational bottleneck. We used a single NVIDIA A100 with 80GB of memory on an Ubuntu 22.04 machine with 500 GB of RAM. Parallel data collection processes were run on 50 processes split evenly over two separate machines: 1) An Ubuntu 22.04 machine with 40 Intel Xeon 2.3 GHz CPUs, and 2) an Ubuntu 22.04 machine with 56 Intel Xeon 2.6 GHz CPUs.

Table 3: *BetaZero* parameters for the LIGHTDARK problems.

Parameter	LightDark(5)		LightDark(10)		Description	
	offline	online	offline	online		
BetaZero policy iteration parameters	$n_{\text{iterations}}$	30	—	30	—	Number of offline BetaZero policy iterations.
	n_{data}	500	—	500	—	Number of parallel MCTS data generation episodes per policy iteration.
	n_{buffer}	1	—	1	—	Number of previous policy iterations to keep for training data.
	bootstrap Q_0	false	false	false	false	Use bootstrap estimate for initial Q -value in MCTS.
Neural network parameters	n_{epochs}	50	—	50	—	Number of training epochs.
	n_{samples}	100,000	—	100,000	—	Number of data samples to use during training/validation.
	training split	0.8	—	0.8	—	Training and validation data split.
	normalize input	true	true	true	true	Normalize network input to standard normal.
	normalize output	true	true	true	true	Normalize value network output to standard normal.
	batch size	1024	—	1024	—	Batch size.
	α	1×10^{-4}	—	1×10^{-4}	—	Learning rate.
	λ	1×10^{-5}	—	1×10^{-5}	—	L_2 -regularization parameter.
	p_{dropout}	0.2	—	0.2	—	Dropout layer probability.
optimizer	Adam [18]	—	Adam [18]	—	Optimizer used for training network parameters.	
value loss function	MSE	—	MSE	—	Loss function used for the value head.	
MCTS parameters	n_{online}	100	1300	100	1000	Number of tree search iterations of MCTS.
	c	1	1	1	1	PUCT exploration constant.
	k_{action}	2.0	2.0	2.0	2.0	Multiplicative action progressive widening parameter.
	α_{action}	0.25	0.25	0.25	0.25	Exponential action progressive widening parameter.
	k_{state}	2.0	2.0	2.0	2.0	Multiplicative belief-state progressive widening parameter.
	α_{state}	0.1	0.1	0.1	0.1	Exponential belief-state progressive widening parameter.
	d_{max}	10	10	10	10	Maximum tree depth.
	final criterion*	$\arg \max(QN)$	"	"	"	Root node action selection after the final MCTS iteration.
	τ	0	0	0	0	Exploration temperature for final root node action selection.
	z_q	1	1	1	1	Influence of Q -values in final criteria.
	z_{π}	1	1	1	1	Influence of visit counts in final criteria.

* QN denotes Q -weighted visit count (where $\arg \max(\cdot)$ takes the maximizing action and $\text{sample}(\cdot)$ samples to get an action).

Entries with "—" denote they are not applicable and entries with " " denote same as previous column.

Table 4: *BetaZero* parameters for the ROCKSAMPLE problems.

Parameter	RockSample(15, 15)		RockSample(20, 20)		Description	
	offline	online	offline	online		
BetaZero policy iteration parameters	$n_{\text{iterations}}$	50	—	50	—	Number of offline BetaZero policy iterations.
	n_{data}	500	—	500	—	Number of parallel MCTS data generation episodes per policy iteration.
	n_{holdout}	100	—	100	—	Num. holdout MCTS episodes per policy iteration; using $\arg \max(QN)$.
	n_{buffer}	1	—	1	—	Number of previous policy iterations to keep for training data.
bootstrap Q_0	false	true	false	true	Use bootstrap estimate for initial Q -value in MCTS.	
Neural network parameters	n_{epochs}	10	—	10	—	Number of training epochs.
	n_{samples}	100,000	—	100,000	—	Number of data samples to use during training/validation.
	training split	0.8	—	0.8	—	Training and validation data split.
	normalize input	true	true	true	true	Normalize network input to standard normal.
	normalize output	true	true	true	true	Normalize value network output to standard normal.
	batch size	1024	—	1024	—	Batch size.
	α	1×10^{-3}	—	1×10^{-3}	—	Learning rate.
	λ	1×10^{-5}	—	1×10^{-5}	—	L_2 -regularization parameter.
	p_{dropout}	0.5	—	0.5	—	Dropout layer probability.
momentum	0.7	—	0.7	—	Batch normalization momentum.	
optimizer	RMSProp [12]	—	RMSProp [12]	—	Optimizer used for training network parameters.	
value loss function	MSE	—	MSE	—	Loss function used for the value head.	
MCTS parameters	n_{online}	100	100	100	100	Number of tree search iterations of MCTS.
	c	50	50	50	50	PUCT exploration constant.
	k_{action}	.	5.0	.	.	Multiplicative action progressive widening parameter.
	α_{action}	.	0.9	.	.	Exponential action progressive widening parameter.
	k_{state}	.	1.0	1.0	1.0	Multiplicative belief-state progressive widening parameter.
	α_{state}	.	0.0	0.0	0.0	Exponential belief-state progressive widening parameter.
	d_{max}	15	15	4	4	Maximum tree depth.
	final criterion	$\text{sample}(QN)$	$\arg \max(QN)$	$\text{sample}(QN)$	$\arg \max(QN)$	Root node action selection after the final MCTS iteration.
	τ	1.0	0	1.5	0	Exploration temperature for final root node action selection.
	z_q	1	0.4	1	0.5	Influence of Q -values in final criteria.
	z_{π}	1	0.9	1	0.8	Influence of visit counts in final criteria.

Entries with "—" denote they are not applicable and entries with "." are disabled.

Table 5: *BetaZero* parameters for the MINERAL EXPLORATION problem.

Parameter	Mineral Exploration		Description	
	offline	online		
BetaZero policy iteration parameters	$n_{\text{iterations}}$	20	—	Number of offline BetaZero policy iterations.
	n_{data}	100	—	Number of parallel MCTS data generation episodes per policy iteration.
	n_{holdout}	50	—	Num. holdout MCTS episodes per policy iteration; using $\arg \max(QN)$.
	n_{buffer}	1	—	Number of previous policy iterations to keep for training data.
bootstrap Q_0	false	false	Use bootstrap estimate for initial Q -value in MCTS.	
Neural network parameters	n_{epochs}	10	—	Number of training epochs.
	n_{samples}	100,000	—	Number of data samples to use during training/validation.
	training split	0.8	—	Training and validation data split.
	normalize input	false	false	Normalize network input to standard normal.
	normalize output	true	true	Normalize value network output to standard normal.
	batch size	1024	—	Batch size.
	α	1×10^{-6}	—	Learning rate.
	λ	1×10^{-4}	—	L_2 -regularization parameter.
	p_{dropout}	0.7	—	Dropout layer probability.
momentum	0.7	—	Batch normalization momentum.	
optimizer	RMSProp [12]	—	Optimizer used for training network parameters.	
value loss function	MAE	—	Loss function used for the value head.	
MCTS parameters	n_{online}	50	50	Number of tree search iterations of MCTS.
	c	57	57	PUCT exploration constant.
	k_{action}	41.09	41.09	Multiplicative action progressive widening parameter.
	α_{action}	0.57	0.57	Exponential action progressive widening parameter.
	k_{state}	37.13	37.13	Multiplicative belief-state progressive widening parameter.
	α_{state}	0.94	0.94	Exponential belief-state progressive widening parameter.
	d_{max}	5	5	Maximum tree depth.
	final criterion	$\text{sample}(QN)$	$\arg \max(QN)$	Root node action selection after the final MCTS iteration.
	τ	1.0	0	Exploration temperature for final root node action selection.
	z_q	1	1	Influence of Q -values in final criteria.
	z_{π}	1	1	Influence of visit counts in final criteria.

Appendix F Additional analysis

This section briefly describes additional analyses omitted from the main body of the paper.

F.1 Bootstrapping analysis

When adding a state-action pair (b, a) to the MCTS tree, initializing the Q -values via bootstrapping with the value network may improve performance when using a small MCTS budget. Table 6 shows the results of an analysis comparing BetaZero with bootstrapping $Q_0(b, a) = R_b(b, a) + \gamma V_\theta(b')$ and without bootstrapping $Q_0(b, a) = 0$. Each domain used the online parameters described in tables 3–5. Results indicate that bootstrapping was only helpful in the rock sample problems and incurs additional compute time due to the belief update done in $b' \sim T_b(b, a)$. Note that bootstrapping was not used during offline training. In problems with high stochasticity in the belief-state transitions, bootstrapping may be noisy during the initial search due to the belief-state transition T_b sampling a single belief. Further analysis could investigate the use of multiple belief transitions to provide a better estimate of the value; at the expense of additional incurred computation.

Table 6: Effect of Q -value bootstrapping in online *BetaZero* performance.

	LightDark(5)		LightDark(10)		RockSample(15, 15)		RockSample(20, 20)		Mineral Exploration	
	returns	time [s]	returns	time [s]	returns	time [s]	returns	time [s]	returns	time [s]
BetaZero	4.22 ± 0.31	0.014	14.45 ± 1.15	0.34	20.15 ± 0.71	0.48	13.09 ± 0.55	1.11	10.32 ± 2.38	6.27
BetaZero (no bootstrap)	4.47 ± 0.28	0.014	16.77 ± 1.28	0.33	19.50 ± 0.71	0.42	11.00 ± 0.54	0.57	10.67 ± 2.25	4.46

Reporting mean ± standard error over 100 seeds (i.e., episodes); timing is average per episode.

F.2 Limitations of double progressive widening

Double progressive widening (DPW) is a straightforward approach to handle large or continuous state and action spaces in Monte Carlo tree search. It is easy to implement and only requires information available in the tree search, i.e., number of children nodes and number of node visits. It is known that MCTS performance can be sensitive to DPW hyperparameter tuning and Sokota et al. [46] show that DPW ignores information about the relation between states that could provide more intelligent branching. Sokota et al. [46] introduce *state abstraction refinement* that uses a distance metric between states to determine if a similar state should be added to the tree; requiring a state transition every time a state-action node is visited. For our work, we want to reduce the number of expensive belief-state transitions in the tree and avoid the use of problem-specific heuristics via distance metrics. Basing BetaZero on DPW was motivated by simplicity and allows future work to innovate on the components of belief-state and action branching.

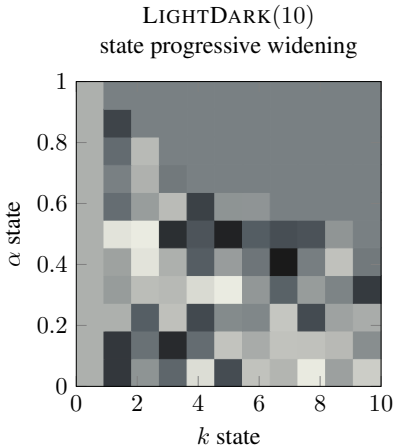


Figure 15: Sensitivity analysis of belief-state progressive widening in LIGHTDARK(10).

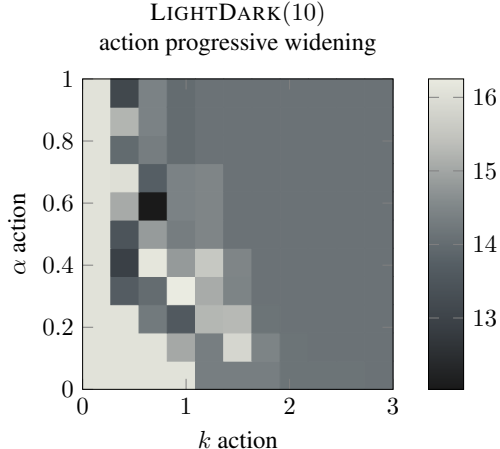


Figure 16: Sensitivity analysis of action progressive widening in LIGHTDARK(10).

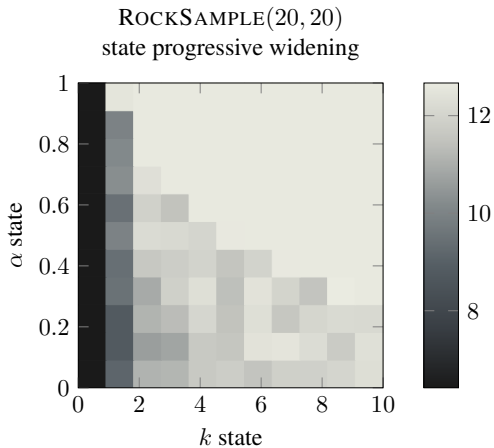


Figure 17: Sensitivity analysis of belief-state progressive widening in ROCKSAMPLE(20, 20).

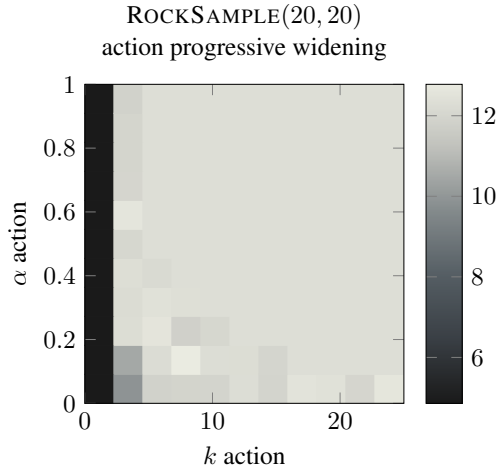


Figure 18: Sensitivity analysis of action progressive widening in ROCKSAMPLE(20, 20).

To analyze the sensitivity of DPW, fig. 15–16 show a sweep over the α and k parameters for DPW in the LIGHTDARK(10) problem. Figure 15 shows that the light dark problem is sensitive to state widening and fig. 16 indicates that this problem may not require widening on all actions—noting that when $k = 0$, the only action expanded on is the one prioritized from the policy head $a \sim P_\theta(b, \cdot)$. The light dark problems have a small action space of $|\mathcal{A}| = 3$, therefore this prioritization leads to good performance when only a single action is evaluated.

In the ROCKSAMPLE(20, 20) problem, fig. 17–18 indicates that this problem benefits from a higher widening factor (top right of the figures) as the action space is larger $|\mathcal{A}| = 25$ and the belief state transitions operate over a much larger state space. DPW uses a fixed branching factor throughout the tree search and research into methods that adapt the branching based on learned information would be a valuable direction to explore.

Appendix G Open-source package

The BetaZero algorithm has been open sourced and incorporated into the POMDPs.jl ecosystem [9] of the Julia programming language. Fitting into this ecosystem allows BetaZero to access existing POMDP models and can easily be compared to various POMDP solvers. The user constructs a BetaZeroSolver that takes parameters listed in the tables above: parameters for policy iteration and data generation, parameters for neural network architecture and training, and tree search parameters for MCTS. The only user-defined function required is a method that takes as input the belief b and outputs the input representation \tilde{b} used by the neural network—where the default is to compute the belief mean and standard deviation. The code and experiments presented in this work are available online and we welcome additional contributions: <https://github.com/sisl/BetaZero.jl>