

DATA-SCARCE SURROGATE MODELING OF SHOCK-INDUCED PORE COLLAPSE PROCESS

SIU WUN CHEUNG*, YOUNGSOO CHOI†, H. KEO SPRINGER ‡, AND TEERATORN KADEETHUM §

Abstract. Understanding the mechanisms of shock-induced pore collapse is of great interest in various disciplines in sciences and engineering, including materials science, biological sciences, and geophysics. However, numerical modeling of the complex pore collapse processes can be costly. To this end, a strong need exists to develop surrogate models for generating economic predictions of pore collapse processes. In this work, we study the use of a data-driven reduced order model, namely dynamic mode decomposition, and a deep generative model, namely conditional generative adversarial networks, to resemble the numerical simulations of the pore collapse process at representative training shock pressures. Since the simulations are expensive, the training data are scarce, which makes training an accurate surrogate model challenging. To overcome the difficulties posed by the complex physics phenomena, we make several crucial treatments to the plain original form of the methods to increase the capability of approximating and predicting the dynamics. In particular, physics information is used as indicators or conditional inputs to guide the prediction. In realizing these methods, the training of each dynamic mode composition model takes only around 30 seconds on CPU. In contrast, training a generative adversarial network model takes 8 hours on GPU. Moreover, using dynamic mode decomposition, the final-time relative error is around 0.3% in the reproductive cases. We also demonstrate the predictive power of the methods at unseen testing shock pressures, where the error ranges from 1.3% to 5% in the interpolatory cases and 8% to 9% in extrapolatory cases.

1. Introduction. Shock-induced pore collapse is a phenomenon that occurs when a shock wave passes through a porous material, causing the pores to collapse or deform. Figure 1 illustrates a shock-induced pore collapse process. At first, the shock approaches and travels through the pore. The pore eventually deforms and develops into a high-temperature profile after the interaction with the shock. This phenomenon has been observed and studied in a variety of materials, including viscoelastic materials [1], nanoporous metals [2], sedimentary rocks [3], biological cells [4], and polymers [5]. The collapse of pores can have a significant impact on the mechanical properties of the material, including its strength, stiffness, and ductility. For example, in metals, shock-induced pore collapse can lead to a reduction in ductility and toughness, which can make the material more prone to brittle failure. In geological materials, pore collapse can affect the permeability and porosity of the material, which can have implications for groundwater flow and oil recovery. Understanding the mechanisms of shock-induced pore collapse is therefore of great interest in various disciplines in sciences and engineering, including materials science, biological sciences and geophysics.

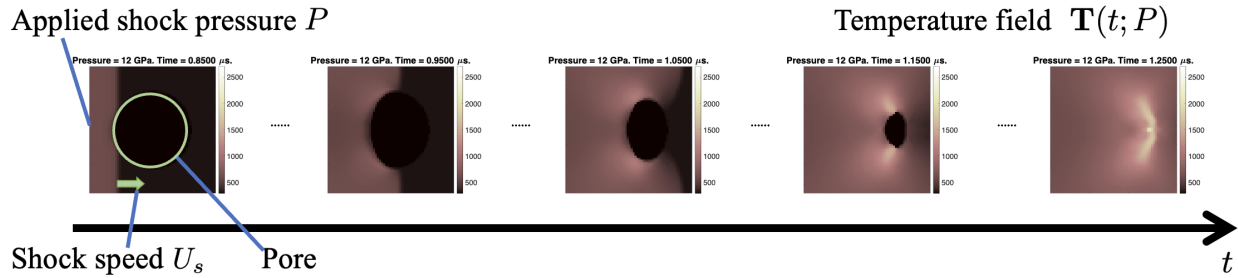


FIG. 1. Schematic diagram for illustration of shock-induced pore collapse process. At first, the shock approaches and travels through the pore. The pore eventually deforms and develops into a high-temperature profile after the interaction with the shock.

However, accurately analyzing the pore collapse dynamics is challenging due to the complex and nonlinear nature of the deformation process. Traditional analytical models, which rely on simplified assumptions about

*Center for Applied Scientific Computing, Lawrence Livermore National Laboratory, Livermore, CA 94550 (cheung26@llnl.gov)

†Center for Applied Scientific Computing, Lawrence Livermore National Laboratory, Livermore, CA 94550 (choi15@llnl.gov)

‡Material Science Division, Energetic Materials Center, Lawrence Livermore National Laboratory, Livermore, CA 94550 (springer12@llnl.gov)

§Sandia National Laboratories, Albuquerque, NM (tkadeet@sandia.gov)

the material properties and pore geometry, often fail to capture the true behavior of the system. Numerical methods is a powerful alternative to obtain approximate solutions through computer simulation in this scenario. For instance, the pore collapse processes can be accurately simulated by the multi-physics hydrocode, ALE3D [6]. However, a single simulation takes up to 1 week on 1024 cores. It is therefore desirable to develop efficient techniques for resembling the dynamics in these computationally expensive simulations and predicting the dynamics in unseen generic shock pressures.

Obtaining computationally economical prediction of complex physics phenomena remains a demanding and challenging task in many applications in engineering and science. In recent years, numerous research efforts have been devoted to develop surrogate models, which work as simplified representation of the underlying physical process and reduce the computational cost of simulating or analyzing the original system. One important class of these surrogate models is the projection-based reduced order models (ROMs), which aims to reduce the dimensionality by projecting high-fidelity physics-based models onto low-dimensional structures, which are constructed from compression of the representative snapshot solution data. The data compression techniques include linear approaches such as proper orthogonal decomposition (POD) [7], balanced truncation [8], and reduced basis method [9], or nonlinear compression approaches such as autoencoders (AE) [10–12]. Projection-based ROMs are intrusive in the sense that involve incorporating the reduced solution representation into the governing equations, physics laws, and numerical discretization methods, such as finite element, finite volume, and finite difference methods. As a result, these approaches are data-driven but also constrained by physics, requiring less data to achieve the same level of accuracy. Linear subspace ROMs had been applied to different applications with great success, including nonlinear diffusion equations [13, 14], Burgers equation and Euler equations in small-scale [15–17], convection–diffusion equations [18, 19], Navier–Stokes equations [20, 21], Lagrangian hydrodynamics [22, 23], porous media flow [24, 25], reservoir simulations [26, 27], computational electro-cardiology [28], shallow water equations [29, 30], Boltzmann transport problems [31], wave equations [32–34], computing electromyography [35], spatio-temporal dynamics of a predator–prey system [36], acoustic wave-driven microfluidic biochips [37], rocket nozzle shape design [38], flutter avoidance wing shape optimization [39], topology optimization of wind turbine blades [40], and lattice structure design [41, 42]. Survey papers for the projection-based ROMs can be found in [43, 44]. It is noteworthy that in spite of the successes of the classical linear subspace projection-based ROMs in many applications, these approaches are limited to the assumption that the intrinsic solution space falls into a subspace with a small dimension, i.e., the solution space with a Kolmogorov n -width decays fast. This assumption is violated in advection-dominated problems, due to features such as sharp gradients, moving shock fronts, and turbulence, which prevent these model reduction schemes from being practical. A way to overcome this challenge is to build small and accurate projection-based reduced-order models by decomposing the solution manifold into submanifolds. These reduced-order models are local in the sense that each of them are valid only over a certain subset of the parameter-time domain. The appropriate local reduced order model is chosen based on the current state of the system, and all the local reduced order models cover the whole time marching in the online phase. The concept of a local reduced order model was introduced in [45, 46], where unsupervised clustering is used for the solution manifold decomposition. In [47, 48], windowed ROM approaches were introduced to construct temporally-local ROMs which are small but accurate within a short period in advection-dominated problems. In [22, 23], windowed ROM approaches were developed for Lagrangian hydrodynamics by decomposing the solution manifold decomposition based on physical time or more generally a suitably defined physics-based indicator.

A drawback of projection-based ROMs is that the implementation requires knowledge of the underlying numerical methods used in the high-fidelity simulation. Conversely, the class of non-intrusive surrogate models do not require access to the source code of the high-fidelity physics solver, and they are solely based on data. With the growing availability of data, there has been extensive research on non-intrusive surrogate models of discrete dynamics, using different dimensionality reduction and machine learning techniques. Similar to the projection-based ROMs, many non-intrusive surrogate models construct low-dimensional structure for approximating the solution manifold and approximate the dynamics in the low-dimensional latent code. While the projection-based ROMs use the governing equations to derive the dynamics in the low-dimensional latent space, non-intrusive surrogate models are purely data-driven. For example, several approaches use linear compression techniques, to construct a reduced subspace from snapshots, such as dynamic mode decomposition (DMD) [49–52] which seeks the best-fit linear model, operator inference (OpInf) [53–55] which

seeks the best-fit polynomial model, and sparse identification of nonlinear dynamics (SINDy) [56, 57] which seeks the best-fit sparse regression. The idea of identifying the best reduced discrete dynamic model within a certain family of functions can be extended to nonlinear compression techniques by AE, for example, using SINDy [58], parametric Latent Space Dynamics Identification (LaSDI) [59, 60], and DeepFluids [61]. Besides dimensionality reduction techniques, neural networks can also be used to approximate the nonlinear operator in the dynamical system as non-intrusive surrogate models, such as Fourier neural operator (FNO) [62, 63], deep operator network (DeepONet) [64], and other relevant works [65–69].

In this work, we employ and compare two data-driven and machine-learning based methods, namely dynamic mode decomposition (DMD) and U-Net generative adversarial networks (GAN), to serve as efficient non-intrusive surrogate models of the discrete dynamics. As illustrated in Figure 2, these methods are used to model the discrete dynamics and snapshot data from selected training shock pressure are used to train the model. Composition of the trained model is used to perform sequential prediction of the discrete dynamics of the pore collapse process at a general shock pressure. We remark that, since the simulations are expensive, the training data are scarce. To the best of our knowledge, this is the first work in using data-driven non-intrusive surrogate modeling methods for the pore collapse process. We make several crucial treatments to the plain original form of the methods in order to increase the capability of approximating and predicting the dynamics. For enhancing DMD, we combine the idea of physics-indicated local ROM in [22, 23] and parametric DMD with matrix manifold interpolation in [39, 70, 71]. On the other hand, for enhancing GAN, we combine the improved architecture with conditional continuous input in [72] and the residual network structure for approximating discrete dynamics (c.f. [69]).

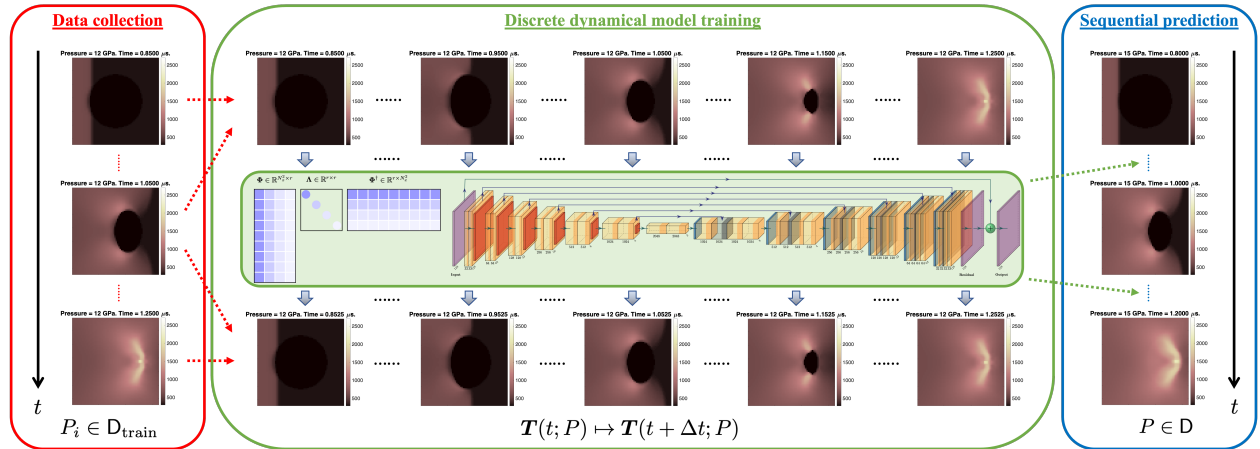


FIG. 2. Schematics of non-intrusive surrogate models of the discrete dynamics of pore collapse. In the offline phase, the snapshot data from training shock pressures are used as the input and the output of the recurrence relation in the discrete dynamics, and dynamic mode decomposition or U-Net generative adversarial networks are employed as functional approximation to model the relation. In the online phase, composition of the trained model is used to perform sequential prediction of the discrete dynamics of pore collapse process at a general shock pressure.

The rest of the paper is organized as follows. In Section 2, we describe the phenomenon of pore collapse process and the physics-based high-fidelity simulations. Next, in Section 3 and Section 4, we discuss the details of surrogate modeling by DMD and GAN, respectively. In Section 5, we present some numerical results to test and compare the performance of the proposed methods. Finally, a conclusion is given in Section 6.

2. Physics-based simulations of pore collapse. We perform pore collapse simulations using the multi-physics arbitrary Lagrangian Eulerian finite element hydrocode, ALE3D [6]. Our simulations consist of a $10 \mu\text{m}$ by $10 \mu\text{m}$ with a central circular pore whose diameter is $1 \mu\text{m}$. The applied shock pressure ranges from 10 to 20 GPa. Simulations are performed under 2D plane strain conditions. Symmetry conditions are imposed on the upper and lower boundaries of the domain. Figure 3 depicts some selected representative snapshots of temperature fields at different shock pressures ranging from 11 to 15 GPa, and time instances

ranging from 0.8 to 1.4 μs . Each row corresponds to the same shock pressure and each column corresponds to same time instance. It can be observed that, with higher shock pressure, the pore collapse takes place at an earlier time.

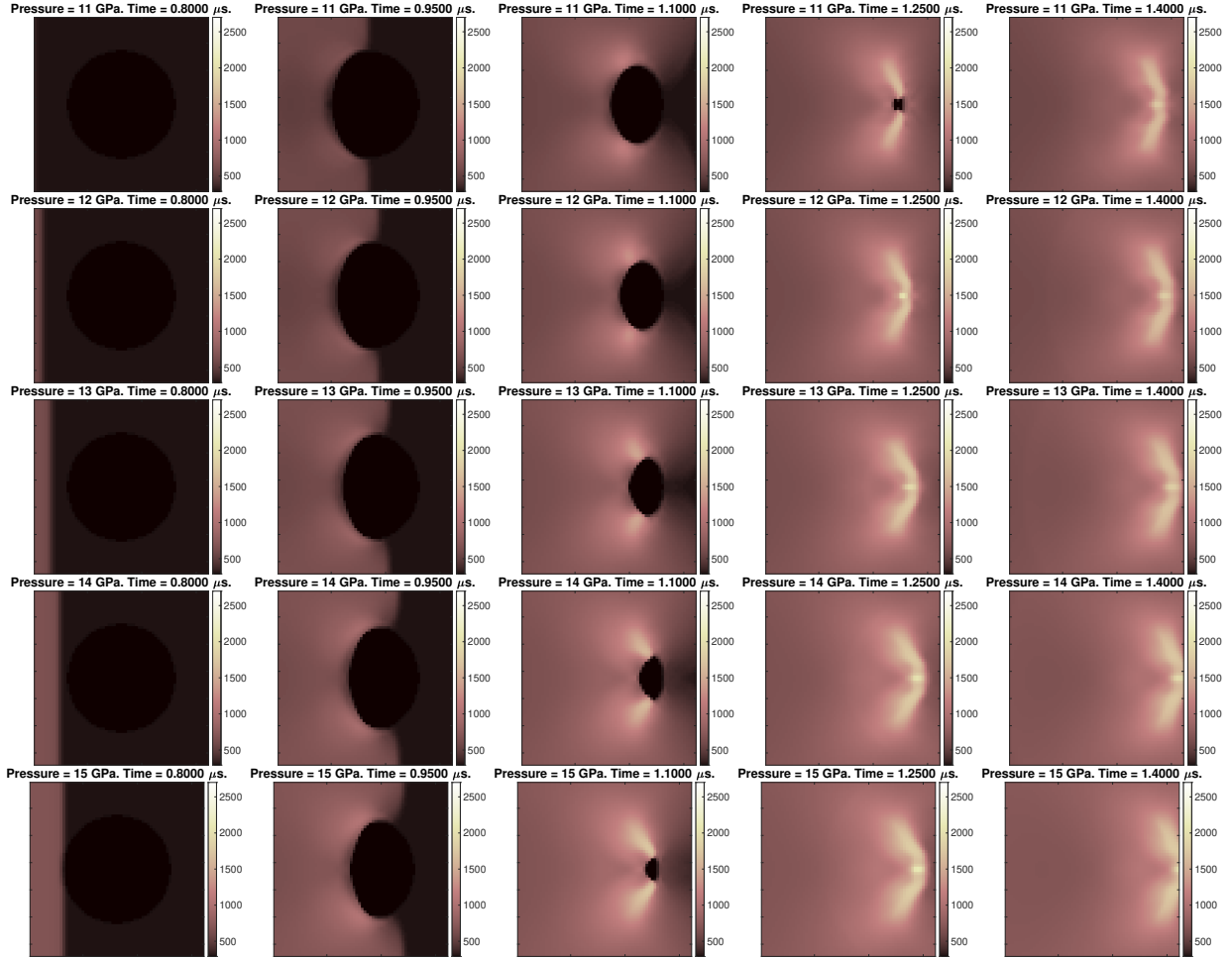


FIG. 3. Selected representative snapshots of temperature fields at different shock pressures (11–15 GPa, row-wise) and time instances (0.8–1.4 μs , column-wise). With higher shock pressure, the pore collapse takes place at an earlier time.

Next, we introduce some notations and dimensionless quantities to simplify the discussion. Let $D = [P_{\min}, P_{\max}]$ denote the range of applied shock pressure measured in GPa, and $\Omega = [x_{\min}, x_{\max}]^2 \subset \mathbb{R}^2$ denote the spatial region of interest with length scale in nm. The temperature fields are measured at N_x^2 square sub-zones with equal length h_x in Ω , at a uniform sampling rate Δt , and are represented as matrices $\mathbf{T}(t; P) \in \mathbb{R}^{N_x \times N_x}$ or vectors $\mathbf{T}(t; P) \in \mathbb{R}^{N_x}$, depending on the surrogate modeling approach under consideration. For a shock pressure P , the time interval of interest measured in μs is denoted by $\mathcal{T}(P) = [t^{(0)}(P), t^{(0)}(P) + m\Delta t]$. It is important to note that, since the dynamics is advective and transport in nature and the traveling speed of the shock varies with shock pressure, in order to capture the corresponding physics phenomena, the initial time $t^{(0)}(P)$ must be adjusted depending on the shock pressure P .

We end this section by describing the simulation data used for constructing reduced order models. The samples of temperature fields $\mathbf{T}_i^k = \mathbf{T}(t_i^{(k)}; P_i)$ are measured at training shock pressures $D_{\text{train}} = \{P_i\}_{i=1}^{N_P} \subset D$ and time instances $t_i^{(k)} = t^{(0)}(P_i) + k\Delta t$ for $0 \leq k \leq m$ within the time interval $\mathcal{T}_i = \mathcal{T}(P_i)$. Our goal is to construct reduced order models from the training samples to resemble the numerical simulations of pore collapse process, and make predictions of the temperature fields $\hat{\mathbf{T}}(t; P)$ in the time interval of query $t \in \mathcal{T}(P)$, given the initial condition $\mathbf{T}^{(0)}(P) = \mathbf{T}(t^{(0)}(P); P)$, at generic shock pressures $P \in D \setminus D_{\text{train}}$. In the rest

of this paper, we will introduce techniques to overcome the difficulties posed to surrogate modeling by the advective and transport nature of the dynamics.

3. Dynamic mode decomposition. Dynamic mode decomposition (DMD) was introduced in [49] as a numerical technique for extracting discrete dynamical features from a sequence of sample data and further studied in [50, 51]. We will give a brief overview of DMD in Section 3.1 in the context of numerical simulation data. Next, in Section 3.2, we will discuss a specific approach of modifying DMD to tackle the challenges from the nature of advective and transport of the shock front. In Section 3.3, we will introduce the predictive procedure of DMD on generic shock pressure $P \in \mathcal{D}$, which is in general unseen in the training samples.

3.1. Offline stage: serial DMD. We start the offline procedure in DMD with the sequence of samples $\{\mathbf{T}_i^{(k)}\}_{k=0}^m$ at a particular training shock pressure $P_i \in \mathcal{D}_{\text{train}}$. The samples $\{\mathbf{T}_i^{(k)}\}_{k=0}^m$ are represented as vectors in $\mathbb{R}^{N_x^2}$. DMD seeks a linear transformation $\mathbf{A}_i \in \mathbb{R}^{N_x^2 \times N_x^2}$ which approximates the discrete dynamics

$$\mathbf{T}_i^{(k+1)} \approx \mathbf{A}_i \mathbf{T}_i^{(k)} \text{ for all } 0 \leq k < m.$$

The input snapshot matrix \mathbf{S}_i^- and the output snapshot matrix \mathbf{S}_i^+ of the linear recurrence relation are

$$(3.1) \quad \begin{aligned} \mathbf{S}_i^- &= [\mathbf{T}_i^{(0)}, \mathbf{T}_i^{(1)}, \dots, \mathbf{T}_i^{(m-1)}] \in \mathbb{R}^{N_x^2 \times m}, \\ \mathbf{S}_i^+ &= [\mathbf{T}_i^{(1)}, \mathbf{T}_i^{(2)}, \dots, \mathbf{T}_i^{(m)}] \in \mathbb{R}^{N_x^2 \times m}. \end{aligned}$$

Performing rank- r truncated singular value decomposition (SVD) on \mathbf{S}_i^- yields

$$\mathbf{S}_i^- = \mathbf{U}_i \mathbf{\Sigma}_i \mathbf{V}_i^\top,$$

where $\mathbf{U}_i \in \mathbb{R}^{N_x^2 \times r}$, $\mathbf{\Sigma}_i \in \mathbb{R}^{r \times r}$, $\mathbf{V}_i \in \mathbb{R}^{m \times r}$, and $r \leq \text{rank}(\mathbf{S}_i^-) \leq \min\{m, N_x^2\}$. We remark that the reduced dimension r is assumed to be identical for all training parameters in $\mathcal{D}_{\text{train}}$. Then we define the reduced discrete dynamical system by

$$\hat{\mathbf{A}}_i = \mathbf{U}_i^\top \mathbf{S}_i^+ \mathbf{V}_i \mathbf{\Sigma}_i^{-1} \in \mathbb{R}^{r \times r},$$

and perform the spectral decomposition on $\hat{\mathbf{A}}_i$, i.e.

$$\hat{\mathbf{A}}_i \mathbf{X}_i = \mathbf{X}_i \mathbf{\Lambda}_i,$$

where $\mathbf{X}_i \in \mathbb{C}^{r \times r}$ consists of the eigenvectors of $\hat{\mathbf{A}}_i$ and $\mathbf{\Lambda}_i \in \mathbb{C}^{r \times r}$ is the diagonal matrix containing the DMD eigenvalues. The DMD basis is then given by $\mathbf{\Phi}_i = \mathbf{U}_i \mathbf{X}_i \in \mathbb{C}^{N_x^2 \times r}$. Then the DMD modes $(\mathbf{\Phi}_i, \mathbf{\Lambda}_i)$ are used for reproductive approximation $\tilde{\mathbf{T}}_{\text{DMD}}(t; P_i)$ of the dynamics at the shock pressure P_i , which is given by: for $t \in \mathcal{T}_i = [t_i^{(0)}, t_i^{(m)}]$,

$$\tilde{\mathbf{T}}_{\text{DMD}}(t; P_i) = \mathbf{\Phi}_i \mathbf{\Lambda}_i^{\frac{t-t_i^{(0)}}{\Delta t}} \mathbf{\Phi}_i^\dagger \mathbf{T}_i^{(0)}.$$

3.2. Offline stage: windowed DMD. Section 3.1 presented a serial DMD, in which the high-fidelity temperature fields are represented by ROM subspaces. However, the advective-dominated nature of the temperature field implies the weak linear dependence among the snapshots. As a result, there is no intrinsic low-dimensional subspace that can universally approximate the solution manifold comprised of all the solutions over the temporal domain. In mathematical terms, the solution manifold has slow decay in Kolmogorov n -width. In order to maintain accuracy with longer simulation time, the dimension of the reduced subspaces becomes large if we use the serial DMD. Furthermore, the large number of high-fidelity snapshot samples also imposes a heavy burden in storage and computational cost for the SVD computations.

To this end, we employ multiple reduced order models in time to overcome these difficulties. The main idea is to construct windowed DMDs in the parameter-time domain using a suitable indicator for

clustering and classification. In the offline phase, we construct each of these reduced order models from a small subset of the snapshot samples to ensure low dimension. In the online phase, each of these reduced order models are used in a certain subset of the parameter-time domain where they are supposed to provide good approximation. Local ROMs have been well studied in the literature [22, 23, 47, 48]. Following [23], the windowed DMD framework in this paper involves a decomposition of the solution manifold and relies on an indicator which is used to classify the snapshot samples and assign the reduced-order models. The rationale is to decompose the solution manifold into submanifolds where the Kolmogorov n -width decays fast with respect to the subspace dimension, within which we can collect snapshots with strong linear dependence. This enables us to build accurate multiple low-dimensional subspaces.

We describe the general framework of indicator-based decomposition of the solution manifold from which we will derive two practical examples later in this section. Let $\Psi : \mathbb{R}^{N_x^2} \times \mathbb{R}^+ \times \mathbb{D} \rightarrow \mathbb{R}$ be an indicator which maps the triplet (\mathbf{T}, t, P) to a real value in the range $[\Psi_{\min}, \Psi_{\max}]$. For any $P \in \mathbb{D}$, we assume $\Psi(\mathbf{T}^{(0)}(P), t^{(0)}(P), P) = \Psi_{\min}$, and $\Psi(\mathbf{T}(t, P), t, P)$ is increasing with time t . The range of the indicator is partitioned into J subintervals, i.e.

$$(3.2) \quad \Psi_{\min} = \Psi_0 < \Psi_1 < \dots < \Psi_{J-1} < \Psi_J = \Psi_{\max}.$$

In the training phase, at a given training parameter $P_i \in \mathbb{D}$, instead of directly assembling all the snapshot samples into huge snapshot matrices as in (3.1), the FOM states are first classified into J groups. Given the samples $\{\mathbf{T}_i^{(k)}\}_{k=0}^m$ at a shock pressure $P_i \in \mathbb{D}_{\text{train}}$ and a group index $1 \leq j \leq J$, we denote by $\mathcal{G}_i^{(j)}$ the subset of temporal indices whose corresponding snapshot belongs to the j -th group, i.e.

$$\mathcal{G}_i^{(j)} = \left\{ 0 \leq k < m : \Psi \left(\mathbf{T}_i^{(k)}, t_i^{(k)}, P_i \right) \in [\Psi_{j-1}, \Psi_j] \right\},$$

and denote $K_i^{(j-1)} = \min \mathcal{G}_i^{(j)}$ and $m_i^{(j)} = |\mathcal{G}_i^{(j)}|$. Then $m = \sum_{j=1}^J m_i^{(j)}$. Consequently, by extending $K_i^{(J)} = m$ and taking $\tau_i^{(j)} = t_{K_i^{(j)}}$ for $0 \leq j \leq J$, the time interval $\mathcal{T}_i = [t_i^{(0)}, t_i^{(m)}]$ at the shock pressure P_i is partitioned into J subintervals, i.e.

$$(3.3) \quad t_i^{(0)} = \tau_i^{(0)} < \tau_i^{(1)} < \dots < \tau_i^{(J-1)} < \tau_i^{(J)} = t_i^{(m)}.$$

For $1 \leq i < N_P$ and $1 \leq j \leq J$, we define the snapshot submatrices by

$$\begin{aligned} \mathbf{S}_i^{(j),-} &= \left[\mathbf{T}_i^{(k)} \right]_{k \in \mathcal{G}_i^{(j)}} \in \mathbb{R}^{N_x^2 \times m_i^{(j)}}, \\ \mathbf{S}_i^{(j),+} &= \left[\mathbf{T}_i^{(k+1)} \right]_{k \in \mathcal{G}_i^{(j)}} \in \mathbb{R}^{N_x^2 \times m_i^{(j)}}. \end{aligned}$$

By carrying out the truncated SVD as discussed in Section 3.1 with the pair of snapshot matrices $(\mathbf{S}_i^{(j),-}, \mathbf{S}_i^{(j),+})$, we obtain the modal discrete dynamical system $(\mathbf{U}_i^{(j)}, \hat{\mathbf{A}}_i^{(j)}) \in \mathbb{R}^{N_x^2 \times r_j} \times \mathbb{R}^{r_j \times r_j}$ by

$$\begin{aligned} \mathbf{S}_i^{(j),-} &= \mathbf{U}_i^{(j)} \boldsymbol{\Sigma}_i^{(j)} \left[\mathbf{V}_i^{(j)} \right]^\top, \\ \hat{\mathbf{A}}_i^{(j)} &= \left[\mathbf{U}_i^{(j)} \right]^\top \mathbf{S}_i^{(j),+} \mathbf{V}_i^{(j)} \left[\boldsymbol{\Sigma}_i^{(j)} \right]^{-1}. \end{aligned}$$

Again, it is assumed that the reduced dimension r_j is identical for all training parameters in $\mathbb{D}_{\text{train}}$. Then we perform eigenvalue decomposition as in Section 3.1 and obtain the DMD modes $(\boldsymbol{\Phi}_i^{(j)}, \boldsymbol{\Lambda}_i^{(j)}) \in \mathbb{C}^{N_x^2 \times r_j} \times \mathbb{C}^{r_j \times r_j}$ by

$$\begin{aligned} \hat{\mathbf{A}}_i^{(j)} \mathbf{X}_i^{(j)} &= \mathbf{X}_i^{(j)} \boldsymbol{\Lambda}_i^{(j)}, \\ \boldsymbol{\Phi}_i^{(j)} &= \mathbf{U}_i^{(j)} \mathbf{X}_i^{(j)}, \end{aligned}$$

which are used for the DMD reproductive approximation $\tilde{\mathbf{T}}_{\text{DMD}}(t; P_i)$ at the shock pressure P_i given by: iteratively for $1 \leq j \leq J$, for $t \in [\tau_i^{(j-1)}, \tau_i^{(j)}]$,

$$(3.4) \quad \tilde{\mathbf{T}}_{\text{DMD}}(t; P_i) = \Phi_i^{(j)} \left[\Lambda_i^{(j)} \right]^{\frac{t - \tau_i^{(j)}}{\Delta t}} \left[\Phi_i^{(j)} \right]^\dagger \tilde{\mathbf{T}}_{\text{DMD}}(\tau_i^{(j-1)}; P_i),$$

where $\tilde{\mathbf{T}}_{\text{DMD}}(\tau_i^{(j-1)}; P_i)$ is set to be the initial state $\mathbf{T}_i^{(0)}$ if $j = 1$, and is obtained from DMD approximation in the previous time subinterval for $j > 1$. We remark that if $J = 1$, it reduces to the serial DMD as discussed in Section 3.1.

We end this subsection with two practical choices of the indicator Ψ for the decomposition of solution manifold. One natural choice is the time windowing (TW) DMD, where we use the physical time as the indicator, i.e. $\Psi(\mathbf{T}, t, P) = (t - t^{(0)}(P))/\Delta t$. In this case, $\Psi_{\min} = 0$ and $\Psi_{\max} = m$, and the temporal partition (3.3) is actually an affine transformation of indicator range partition (3.2), i.e. $\tau_i^{(j)} = t_i^{(0)} + \Psi_j \Delta t$, for all $1 \leq j \leq J$.

Inspired by [23], another choice of indicator-based decomposition of solution manifold that is applicable to pore collapse process is the distance windowing (DW) DMD, where we use the horizontal translation distance of the primary shock as the indicator. Among the N_x^2 sub-zones, we select N_x sub-zones on the bottom boundary $x_2 = x_{\min}$ as markers, and collect their indices into a subset \mathcal{I} . Then the indicator of shock distance is defined as the number of markers whose temperature values exceed the temperature threshold $T_{\text{threshold}} = 300$, which is the critical value distinguishing between the dark background temperature and the bright hot temperature as illustrated in Figure 1, i.e.

$$\Psi(\mathbf{T}, t, P) = \left| \{s \in \mathcal{I} : \mathbf{e}_s^\top \mathbf{T} > T_{\text{threshold}}\} \right|.$$

In this case, $\Psi_{\min} \geq 0$ and $\Psi_{\max} = N_x$.

3.3. Prediction stage. For parametric DMD prediction at a generic shock pressure $P \in \mathbf{D}$, we construct an appropriate temporal partition and use corresponding DMD models for approximation in each of temporal subintervals. More precisely, for $1 \leq j \leq J$, we need to determine the temporal subinterval endpoint $\tau^{(j)}(P) \in \mathbb{R}$ by scalar-valued interpolation, and the modal discrete dynamical system $(\mathbf{U}^{(j)}(P), \hat{\mathbf{A}}^{(j)}(P)) \in \mathbb{R}^{N_x^2 \times r_j} \times \mathbb{R}^{r_j \times r_j}$ by matrix-valued interpolation, with the interpolating points as the training shock pressures in $\mathbf{D}_{\text{train}}$ and the interpolating values in the database obtained at the training shock pressures as described in Section 3.2, i.e.

$$\mathcal{DB}^{(j)} = \left\{ \left(P_i, \tau_i^{(j)}, \mathbf{U}_i^{(j)}, \hat{\mathbf{A}}_i^{(j)} \right) \right\}_{i=1}^{N_P} \subset \mathbf{D}_{\text{train}} \times \mathbb{R} \times \mathbb{R}^{N_x^2 \times r_j} \times \mathbb{R}^{r_j \times r_j}.$$

We adopt the radial basis functions (RBF) interpolation method. We choose an infinitely smooth radial basis function $\varphi : [0, \infty) \rightarrow [0, \infty)$, and define the interpolation matrix $\mathbf{B} \in \mathbb{R}^{N_P \times N_P}$ by

$$\mathbf{B}_{i,i'} = \varphi(\|P_i - P_{i'}\|) \text{ for all } 1 \leq i, i' \leq N_P.$$

The scalar-valued interpolant of the temporal subinterval endpoint $\tau^{(j)}(P) \in \mathbb{R}$ is given by the linear combination

$$\tau^{(j)}(P) = \sum_{i=1}^{N_P} \omega_i^{(j)} \varphi(\|P - P_i\|),$$

where the weights $\boldsymbol{\omega}^{(j)} = (\omega_1^{(j)}, \omega_2^{(j)}, \dots, \omega_{N_P}^{(j)})^\top \in \mathbb{R}^{N_P}$ are defined by solving $\mathbf{B}\boldsymbol{\omega}^{(j)} = \boldsymbol{\tau}^{(j)} = (\tau_1^{(j)}, \tau_2^{(j)}, \dots, \tau_{N_P}^{(j)})^\top \in \mathbb{R}^{N_P}$, which is derived from

$$(3.5) \quad \tau^{(j)}(P_i) = \tau_i^{(j)} \text{ for all } 1 \leq i \leq N_P.$$

The interpolated values form a partition for the time interval of query $\tilde{\mathcal{T}}(P) = [\tau^{(0)}(P), \tau^{(J)}(P)] \subseteq \mathcal{T}(P)$, i.e.

$$\tau^{(0)}(P) < \tau^{(1)}(P) < \dots < \tau^{(J-1)}(P) < \tau^{(J)}(P).$$

It remains to describe the matrix-valued interpolation. For a comprehensive discussion on the theory and practice of interpolation on a matrix manifold in the context of linear subspace reduced order models, the reader is referred to [39, 70, 71]. Here, we present only the necessary details of RBF interpolation of DMD matrix components at a generic shock pressure $P \in \mathcal{D}$. The first step is identify a reference training shock pressure index $1 \leq i_{\text{ref}}(P) \leq N_P$ by

$$i_{\text{ref}}(P) = \arg \min_{1 \leq i \leq N_P} |P - P_i|.$$

Next, we rotate the reduced order operator to enforce the consistency in the generalized coordinate system. For $1 \leq i \leq N_P$, we perform SVD of the matrix product $\left[\mathbf{U}_i^{(j)} \right]^\top \mathbf{U}_{i_{\text{ref}}(P)}^{(j)}$, i.e.

$$\left[\mathbf{U}_i^{(j)} \right]^\top \mathbf{U}_{i_{\text{ref}}(P)}^{(j)} = \left[\mathbf{Y}_i^{(j)}(P) \right]^\top \mathbf{\Gamma}_i^{(j)}(P) \mathbf{Z}_i^{(j)}(P).$$

Then we define the rotation matrix $\mathbf{Q}_i^{(j)}(P) \in \mathbb{R}^{r_j \times r_j}$ by

$$\mathbf{Q}_i^{(j)}(P) = \left[\mathbf{Y}_i^{(j)}(P) \right]^\top \mathbf{Z}_i^{(j)}(P),$$

which is the solution to the classical orthogonal Procrustes problem. The matrix-valued interpolant of the modal discrete dynamical system $(\mathbf{U}^{(j)}(P), \widehat{\mathbf{A}}^{(j)}(P)) \in \mathbb{R}^{N_x^2 \times r_j} \times \mathbb{R}^{r_j \times r_j}$ is then given by the linear combination

$$\begin{aligned} \mathbf{U}^{(j)}(P) &= \mathbf{U}_{i_{\text{ref}}(P)}^{(j)} + \sum_{i=1}^{N_P} \mathbf{F}_i^{(j)}(P) \varphi(\|P - P_i\|), \\ \widehat{\mathbf{A}}^{(j)}(P) &= \widehat{\mathbf{A}}_{i_{\text{ref}}(P)}^{(j)} + \sum_{i=1}^{N_P} \mathbf{G}_i^{(j)}(P) \varphi(\|P - P_i\|). \end{aligned}$$

Here, for $1 \leq \ell_1 \leq N_x^2$ and $1 \leq \ell_2 \leq r_j$, the (ℓ_1, ℓ_2) -entry of the weights $\mathbf{F}_i^{(j)}(P) \in \mathbb{R}^{N_x^2 \times r_j}$, denoted by $\mathbf{f}_{\ell_1, \ell_2}^{(j)}(P) = \left([\mathbf{F}_i^{(j)}(P)]_{\ell_1, \ell_2} \right)_{i=1}^{N_P} \in \mathbb{R}^{N_P}$, are defined by solving

$$\mathbf{Bf}_{\ell_1, \ell_2}^{(j)}(P) = \left(\left[\mathbf{U}_i^{(j)} \mathbf{Q}_i^{(j)}(P) - \mathbf{U}_{i_{\text{ref}}(P)}^{(j)} \right]_{\ell_1, \ell_2} \right)_{i=1}^{N_P} \in \mathbb{R}^{N_P}.$$

Similarly, for $1 \leq \ell_1, \ell_2 \leq r_j$, the (ℓ_1, ℓ_2) -entry of the weights $\mathbf{G}_i^{(j)}(P) \in \mathbb{R}^{r_j \times r_j}$, denoted by $\mathbf{g}_{\ell_1, \ell_2}^{(j)}(P) = \left([\mathbf{G}_i^{(j)}(P)]_{\ell_1, \ell_2} \right)_{i=1}^{N_P} \in \mathbb{R}^{N_P}$, are defined by solving

$$\mathbf{Bg}_{\ell_1, \ell_2}^{(j)}(P) = \left(\left[\mathbf{Q}_i^{(j)}(P)^\top \widehat{\mathbf{A}}_i^{(j)} \mathbf{Q}_i^{(j)}(P) - \widehat{\mathbf{A}}_{i_{\text{ref}}(P)}^{(j)} \right]_{\ell_1, \ell_2} \right)_{i=1}^{N_P} \in \mathbb{R}^{N_P}.$$

As in Section 3.1, we perform eigenvalue decomposition and obtain the DMD modes $(\mathbf{\Phi}^{(j)}(P), \mathbf{\Lambda}^{(j)}(P)) \in \mathbb{C}^{N_x^2 \times r_j} \times \mathbb{C}^{r_j \times r_j}$ by

$$\begin{aligned} \widehat{\mathbf{A}}^{(j)}(P) \mathbf{X}^{(j)}(P) &= \mathbf{X}^{(j)}(P) \mathbf{\Lambda}^{(j)}(P), \\ \mathbf{\Phi}^{(j)}(P) &= \mathbf{U}^{(j)}(P) \mathbf{X}^{(j)}(P). \end{aligned}$$

With the initial condition $\widetilde{\mathbf{T}}_{\text{DMD}}(t^{(0)}(P); P) = \mathbf{T}^{(0)}(P)$, the DMD prediction $\widetilde{\mathbf{T}}_{\text{DMD}}(t; P)$ is then given by: iteratively for $1 \leq j \leq J$, for $t \in [\tau^{(j-1)}(P), \tau^{(j)}(P)]$,

$$(3.6) \quad \widetilde{\mathbf{T}}_{\text{DMD}}(t; P) = \mathbf{\Phi}^{(j)}(P) \left[\mathbf{\Lambda}^{(j)}(P) \right]^{\frac{t - \tau^{(j)}(P)}{\Delta t}} \left[\mathbf{\Phi}^{(j)}(P) \right]^\dagger \widetilde{\mathbf{T}}_{\text{DMD}}(\tau^{(j-1)}(P); P),$$

where $\tilde{\mathbf{T}}_{\text{DMD}}(\tau^{(j-1)}; P)$ is set to be the initial state $\mathbf{T}^{(0)}(P)$ if $j = 1$, and is obtained from DMD approximation in the previous time subinterval for $j > 1$.

As a final remark, for all $1 \leq i \leq N_P$, we have $i_{\text{ref}}(P_i) = i$, which implies $\mathbf{Q}_i^{(j)}(P_i) = \mathbf{I}_{r_j}$. Thanks to (3.5), we have $\tau^{(j)}(P_i) = \tau_i^{(j)}$ for all $0 \leq j \leq J$, and $\mathbf{U}^{(j)}(P_i) = \mathbf{U}_i^{(j)}$ and $\hat{\mathbf{A}}^{(j)}(P_i) = \hat{\mathbf{A}}_i^{(j)}$ for all $1 \leq j \leq J$. Therefore, (3.6) actually reproduces (3.4) at the training shock pressures $P_i \in \mathbf{D}_{\text{train}}$.

4. Continuous conditional generative adversarial network. Generative adversarial network (GAN) was introduced in [73] as a deep learning method that learns a parametrized representation by random latent codes for a set of training data in an unsupervised manner and allows fast sampling from the distribution represented by the dataset. In the original work [73], GAN formulates a two-player minimax game with a binary classification score as an optimization problem, and trains two artificial neural networks, the discriminator and the generator, simultaneously to optimize the objective function in opposing ways. These networks compete with each other, with one aiming to maximize the objective function and the other aiming to minimize it. In [74], deep convolutional generative adversarial network (DCGAN) is developed by for image generation tasks by utilizing deep convolutional architectures in GAN.

In this section, we introduce a GAN-based dynamical prediction scheme for the numerical simulation data. Our method is based on residual network structure and modified from [72] which adopts several recent improvements to GAN, including batch-based critic architecture [75] and U-Net generator architecture [76] in pix2pix [77] for the image-to-image translation task, earth mover distance as loss function in Wasserstein GAN [78], and continuous conditional generator input [79]. In Section 4.1, we will discuss the details of the neural network. In Section 4.2, we will introduce the predictive procedure of GAN on generic shock pressure $P \in \mathbf{D}$, which is in general unseen in the training samples.

4.1. Offline stage. We begin the discussion of the offline procedure in the continuous conditional generative adversarial network (CcGAN) approach with data preprocessing. We represent the sampled data of the temperature fields $\mathbf{T}_i^{(k)}$ as matrices in $\mathbb{R}^{N_x \times N_x}$, and define the residual as

$$\mathbf{R}_i^{(k)} = \mathbf{T}_i^{(k+1)} - \mathbf{T}_i^{(k)} \in \mathbb{R}^{N_x \times N_x}.$$

The training data are normalized by: for $1 \leq i \leq N_P$ and $0 \leq k < m$,

$$\begin{aligned} \bar{t}^{(k)} &= k/(m-1) \in [0, 1], \\ \bar{P}_i &= (P_i - P_{\min})/(P_{\max} - P_{\min}) \in [0, 1], \\ \bar{\mathbf{T}}_i^{(k)} &= \mathbf{T}_i^{(k)}/(T_{\max} - T_{\min}) \in [0, 1]^{N_x \times N_x}, \\ \bar{\mathbf{R}}_i^{(k)} &= \mathbf{R}_i^{(k)}/(R_{\max} - R_{\min}) \in [0, 1]^{N_x \times N_x}, \end{aligned}$$

where

$$\begin{aligned} T_{\max} &= \max_{1 \leq i \leq N_P, 0 \leq k < m} \mathbf{T}_i^{(k)}, \\ T_{\min} &= \min_{1 \leq i \leq N_P, 0 \leq k < m} \mathbf{T}_i^{(k)}, \\ R_{\max} &= \max_{1 \leq i \leq N_P, 0 \leq k < m} \mathbf{R}_i^{(k)}, \\ R_{\min} &= \min_{1 \leq i \leq N_P, 0 \leq k < m} \mathbf{R}_i^{(k)}. \end{aligned}$$

Then the labelled paired training dataset is given by

$$\begin{aligned} \mathcal{S}_{\text{in}} &= \left\{ \left(\bar{t}^{(k)}, \bar{P}_i, \bar{\mathbf{T}}_i^{(k)} \right) : 1 \leq i \leq N_P \text{ and } 0 \leq k < m \right\} \subset [0, 1] \times [0, 1] \times [0, 1]^{N_x \times N_x}, \\ \mathcal{S}_{\text{out}} &= \left\{ \bar{\mathbf{R}}_i^{(k)} : 1 \leq i \leq N_P \text{ and } 0 \leq k < m \right\} \subset [0, 1]^{N_x \times N_x}, \end{aligned}$$

Given the normalized datasets $(\mathcal{S}_{\text{in}}, \mathcal{S}_{\text{out}})$, the goal is to learn a generator $G^* : \mathbb{R} \times \mathbb{R} \times \mathbb{R}^{N_x \times N_x} \rightarrow [0, 1]^{N_x \times N_x}$ which approximates the discrete dynamics

$$\bar{\mathbf{R}}_i^{(k)} \approx G^* \left(\bar{t}^{(k)}, \bar{P}_i, \bar{\mathbf{T}}_i^{(k)} \right) \text{ for all } 1 \leq i \leq N_P \text{ and } 0 \leq k < m.$$

In the GAN framework, the generator G^* is learnt through optimizing the function G to minimize a objective functional which measures the distance of the generator distribution and the groundtruth distribution in a certain metric. The generator G is set to compete with another neural network $D : \mathbb{R} \times \mathbb{R} \times \mathbb{R}^{N_x \times N_x} \rightarrow \mathbb{R}$, called the critic. The two functions have opposite objectives, as the critic aims to distinguish the generator distribution from the groundtruth distribution, while the generator aims to fool the discriminator. In our work, the overall objective has three components. First, we use the earth mover distance in [78], as the competing objective, which is formally defined as

$$\mathcal{L}_{\text{WGAN}}(D, G) = \sum_{i=1}^{N_P} \sum_{k=0}^{m-1} D \left(\bar{t}^{(k)}, \bar{P}_i, \bar{\mathbf{R}}_i^{(k)} \right) - D \left(\bar{t}^{(k)}, \bar{P}_i, G \left(\bar{t}^{(k)}, \bar{P}_i, \bar{\mathbf{T}}_i^{(k)} \right) \right).$$

Second, we use the gradient penalty in [80] as a regularizer to weakly enforce the 1-Lipschitz continuity in the critic, which is given by

$$\mathcal{L}_{\text{Lip}}(D) = \sum_{i=1}^{N_P} \sum_{k=0}^{m-1} \left(\left\| \nabla_{\bar{\mathbf{T}}} D \left(\bar{t}^{(k)}, \bar{P}_i, \varepsilon_i^{(k)} \bar{\mathbf{R}}_i^{(k)} + (1 - \varepsilon_i^{(k)}) G \left(\bar{t}^{(k)}, \bar{P}_i, \bar{\mathbf{T}}_i^{(k)} \right) \right\|_2 - 1 \right)^2,$$

where $\varepsilon_i^{(k)} \sim \mathcal{U}(0, 1)$ is independent and identically distributed. Third, we use the absolute distance as the reconstruction objective, which is defined as

$$\mathcal{L}_{\text{recon}}(G) = \sum_{i=1}^{N_P} \sum_{k=0}^{m-1} \left| \bar{\mathbf{R}}_i^{(k)} - G \left(\bar{t}^{(k)}, \bar{P}_i, \bar{\mathbf{T}}_i^{(k)} \right) \right|.$$

The optimization problem is then formulated as

$$(4.1) \quad \min_{G \in \mathcal{G}} \max_{D \in \mathcal{D}} \mathcal{L}_{\text{WGAN}}(D, G) + \mu_{\text{Lip}} \mathcal{L}_{\text{Lip}}(D) + \mu_{\text{recon}} \mathcal{L}_{\text{recon}}(G),$$

where $\mu_{\text{Lip}} > 0$ and $\mu_{\text{recon}} > 0$ are regularization parameters which control the tradeoff between the three components in the overall objective, \mathcal{G} is a class of neural networks with the U-Net architecture, and \mathcal{D} is a class of convolutional neural networks. The generator and the critic are trained simultaneously and the objective functional is dynamic to each of them in the training process. In our work, we use the adaptive moment estimation (ADAM) method [81] to update the critic D and the generator G in alternating direction.

4.2. Prediction stage. After sufficient training, the generator G^* can serve as a global surrogate model for predicting the temperature field. At a generic shock pressure $P \in \mathcal{D}$, with the initial condition $\tilde{\mathbf{T}}_{\text{GAN}}(t^{(0)}(P); P) = \mathbf{T}^{(0)}(P)$, for $0 \leq k < m$, the GAN prediction $\tilde{\mathbf{T}}_{\text{GAN}}(t^{(k+1)}(P); P) \in \mathbb{R}^{N_x \times N_x}$ is iteratively given by

$$\tilde{\mathbf{T}}_{\text{GAN}}(t^{(k+1)}(P); P) = \tilde{\mathbf{T}}_{\text{GAN}}(t^{(k)}(P); P) + (R_{\text{max}} - R_{\text{min}}) G^* \left(\bar{t}^{(k)}, \bar{P}, \bar{\mathbf{T}}_{\text{GAN}}^{(k)}(P) \right),$$

where

$$\begin{aligned} \bar{P} &= (P - P_{\text{min}}) / (P_{\text{max}} - P_{\text{min}}), \\ \bar{\mathbf{T}}_{\text{GAN}}^{(k)}(P) &= \tilde{\mathbf{T}}_{\text{GAN}}(t^{(k)}(P); P) / (T_{\text{max}} - T_{\text{min}}). \end{aligned}$$

5. Numerical experiments. In this section, we present some numerical results to test the performance of our proposed methods when applied to the numerical simulation data for the pore collapse process.

5.1. Problem specification. In our numerical experiments, the bounds of the range D of applied shock pressure are $P_{\min} = 11$ and $P_{\max} = 15$, and the spatial region of interest Ω is a square which is partitioned into $N_x^2 = 128^2$ square sub-zones with equal length $h_x = 250$. In order to depict the pore collapse process, explained in Figure 1, we choose $m = 180$, $\Delta t = 0.0025$, and $t^{(0)}(P) = 0.9875 - 0.0125P$, as the initial time of the time interval of interest $\mathcal{T}(P)$ for the shock pressure $P \in D$. Figure 3 depicts some selected representative snapshots of temperature fields at different shock pressures ranging from 11 to 15 GPa, in the corresponding time interval of interest. Each row corresponds to the same shock pressure. Unlike Figure 3, the snapshots in the same column do not correspond to the same time instance.

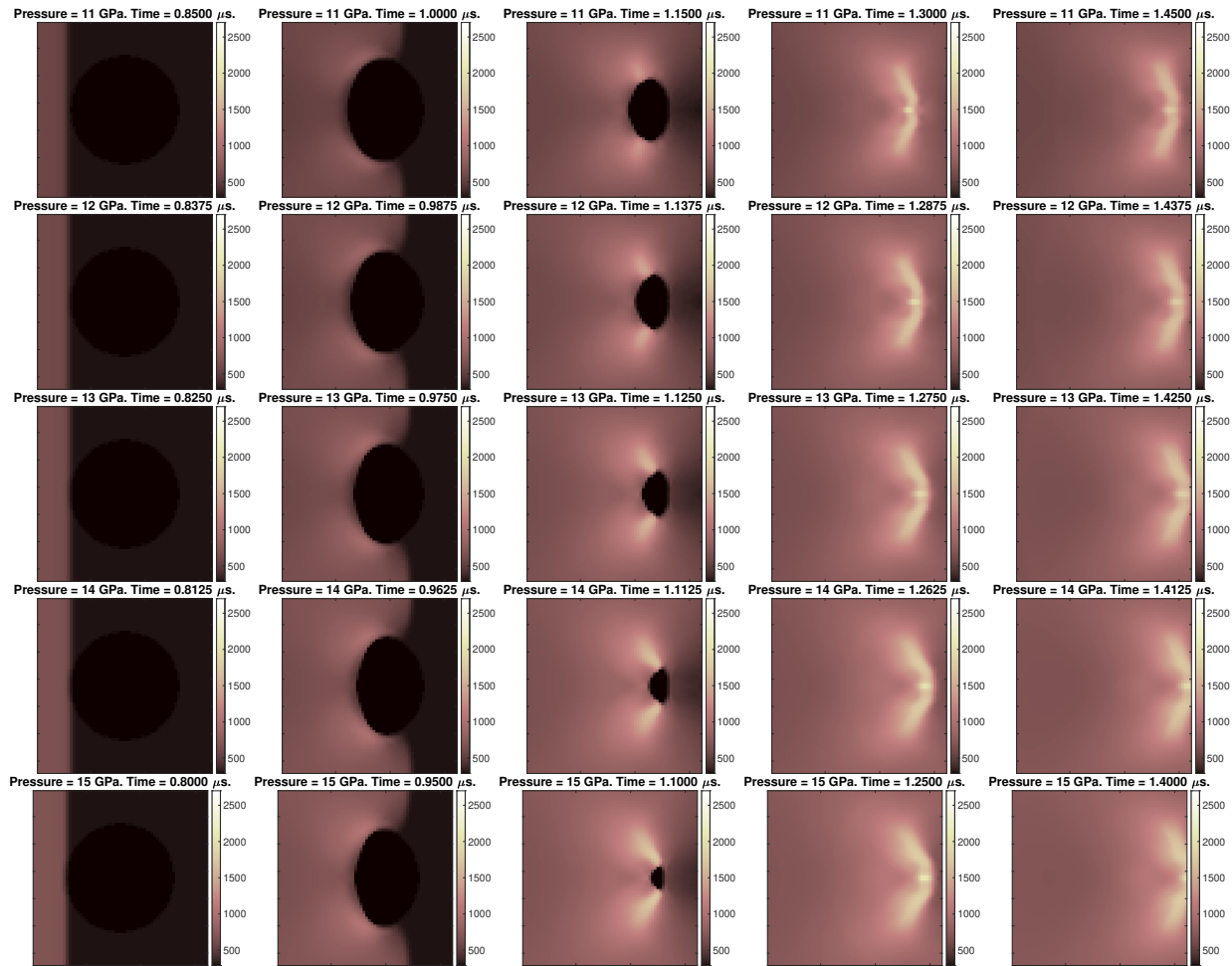


FIG. 4. Selected representative snapshots of temperature fields at different shock pressures (11–15 GPa, row-wise) in the corresponding time interval of interest, which is adjusted to depict the pore collapse process. Unlike Figure 3, the snapshots in the same column do not correspond to same time instance.

5.2. Methodology specification. In this subsection, we discuss the details of the surrogate modeling approaches in performing the numerical experiments.

We first discuss the details about DMD in Section 3. We use the DW-DMD approach described in Section 3.2. with $J = 20$ and $r_j \equiv 9$, and we use Gaussian functions in RBF interpolation. All the DMD results are generated using the implementation in libROM¹ on Quartz in Livermore Computing Center², on Intel Xeon CPUs with 128 GB memory, peak TFLOPS of 3251.4, and peak single CPU memory bandwidth of 77 GB/s. The training of each local DMD model takes around 30 seconds on CPU.

¹GitHub page, <https://github.com/LLNL/libROM>.

²High performance computing at LLNL, <https://hpc.llnl.gov/hardware/platforms/quartz>

Next, we discuss the details about CcGAN in Section 4. The U-Net generator architecture is presented in Figure 5. Following [72], we take $\mu_{\text{Lip}} = 10$ and $\mu_{\text{recon}} = 500$ in the objective (4.1). All the CcGAN results are generated on Lassen in Livermore Computing Center³, on Intel Power9 CPUs with 256 GB memory and NVIDIA V100 GPUs, peak TFLOPS of 23,047.20, and peak single CPU memory bandwidth of 170 GB/s. With a batch size 6 and 2000 epoches, the training of global CcGAN model takes 8 hours on GPU.

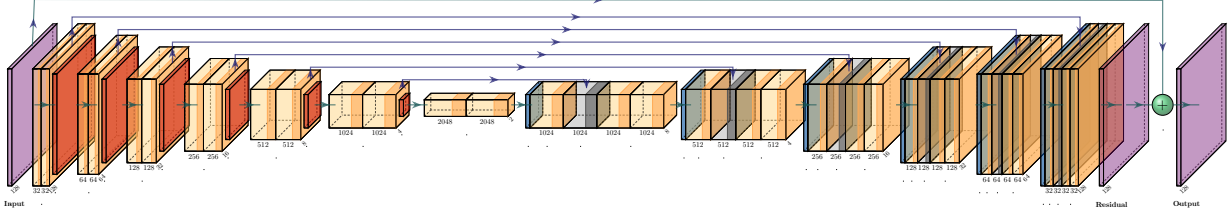


FIG. 5. U-Net generator architecture used in the examples presented in Section 5.

5.3. Prediction and performance evaluation. In the remaining of this section, we will present numerical results with various training combinations of surrogate modeling approaches and training shock pressures D . In Figure 6, we show the comparison of some selected groundtruth snapshots and the corresponding surrogate model approximations at $P = 12$, with each row corresponds to:

1. groundtruth snapshots from simulation data,
2. reproductive predictions with local DW-DMD and $D_{\text{train}} = \{12\}$,
3. interpolatory predictions with parametric DW-DMD and $D_{\text{train}} = \{11, 13, 15\}$,
4. extrapolatory predictions with local DW-DMD and $D_{\text{train}} = \{13\}$,
5. reproductive predictions with local CcGAN and $D_{\text{train}} = \{12\}$,
6. reproductive predictions with global CcGAN and $D_{\text{train}} = \{12, 14\}$,
7. interpolatory predictions with global CcGAN and $D_{\text{train}} = \{11, 13, 15\}$, and
8. extrapolatory predictions with local CcGAN and $D_{\text{train}} = \{13\}$,

and each column corresponds to a time instance, with $k \in \{10, 50, 90, 130, 170\}$, in the time interval of query $\tilde{\mathcal{T}}(P)$. The reproductive cases will be further explained in Section 5.4, and the interpolatory and extrapolatory cases will be further explained in Section 5.5. It can be seen that the approximations from DMD, in the second row to the fourth row, in general better captures the pore collapse process and resembles the simulation data in the first row.

Next, we will introduce some performance metric which allows us to investigate and compare the methods and training combination further. To evaluate the accuracy of the prediction, we compute the relative error between the high-fidelity simulation data \mathbf{T} and the reduced order model approximation $\tilde{\mathbf{T}}$, i.e. $\tilde{\mathbf{T}}_{\text{DMD}}$ or $\tilde{\mathbf{T}}_{\text{GAN}}$, at testing shock pressure $P \in D$ and time instance $t \in \tilde{\mathcal{T}}(P)$ by:

$$\varepsilon(t; P) = \frac{\|\mathbf{T}(t; P) - \tilde{\mathbf{T}}(t; P)\|}{\|\mathbf{T}(t; P)\|},$$

where $\|\cdot\|$ denotes the vector Euclidean norm in $\mathbb{R}^{N_x^2}$, or equivalently the matrix Frobenius norm in $\mathbb{R}^{N_x \times N_x}$.

5.4. Reproductive cases. As a first experiment, we test the accuracy of surrogate modeling approaches in reproductive cases, where the testing shock pressure is identical to that used in one of the training shock pressures, i.e. $P \in D_{\text{train}}$.

Figure 7 shows the comparison of reproductive accuracy using local DW-DMD and local CcGAN, in terms of the evolution of relative error (in logarithmic scale), with $D_{\text{train}} = \{12\}$ and $D_{\text{train}} = \{13\}$ respectively. In both cases, local DW-DMD produces more stable reproductive results, where the relative error stays below 1.2% in the whole time interval of query, and terminates at around 0.3% at final time. On the other hand,

³High performance computing at LLNL, <https://hpc.llnl.gov/hardware/platforms/lassen>

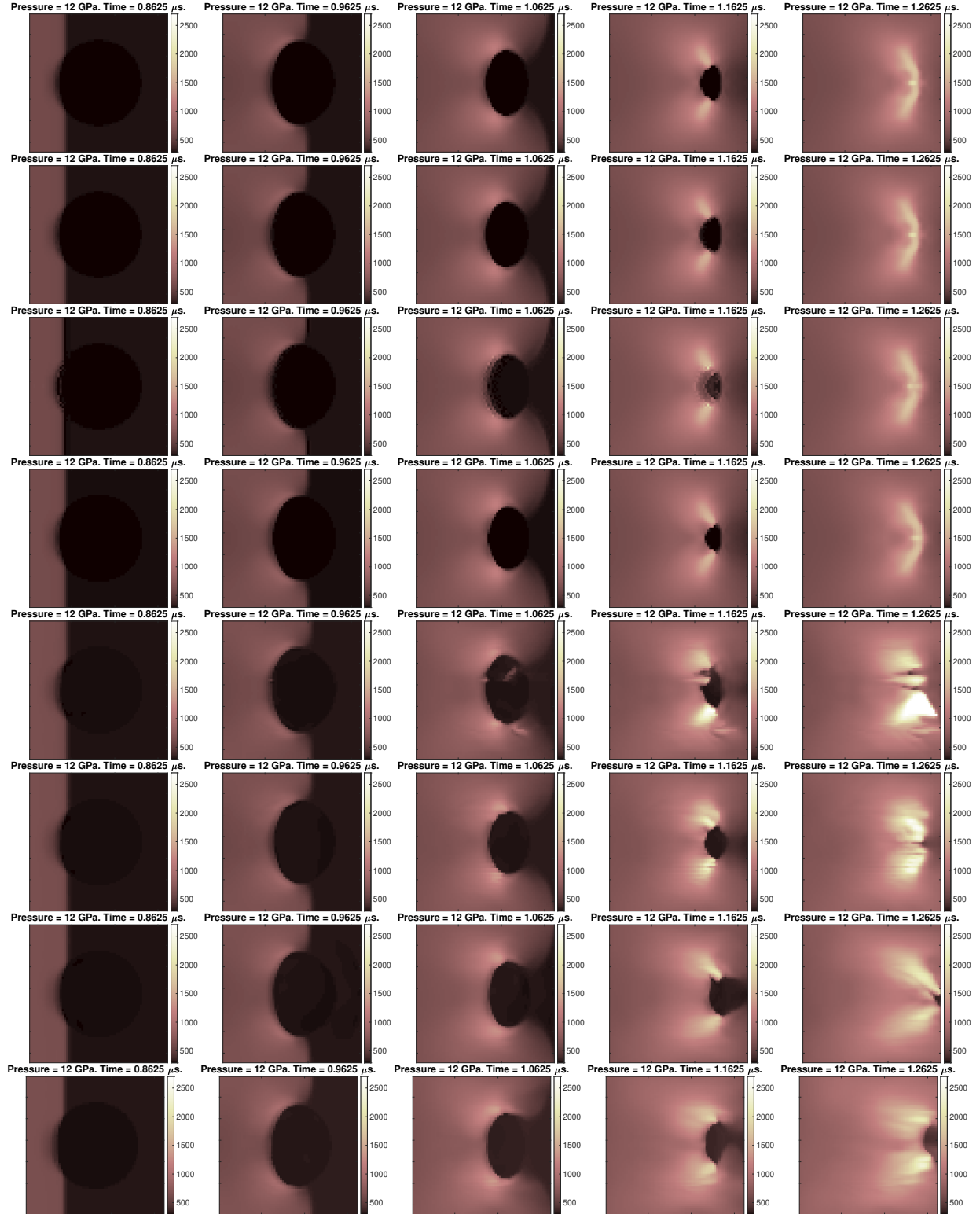


FIG. 6. Selected snapshots and predictions of temperature fields at 12GPa. Each row corresponds to: 1. groundtruth snapshots from simulation data, 2. local DW-DMD and $D_{train} = \{12\}$, 3. parametric DW-DMD and $D_{train} = \{11, 13, 15\}$, 4. local DW-DMD and $D_{train} = \{13\}$, 5. local CcGAN and $D_{train} = \{12\}$, 6. global CcGAN and $D_{train} = \{12, 14\}$, 7. global CcGAN and $D_{train} = \{11, 13, 15\}$, and 8. local CcGAN and $D_{train} = \{13\}$.

although local CcGAN is able to produce around 0.2% error in each time step, the error accumulates quickly and rises to 32% and 22% at the final time of query with $D_{\text{train}} = \{12\}$ and $D_{\text{train}} = \{13\}$ respectively.

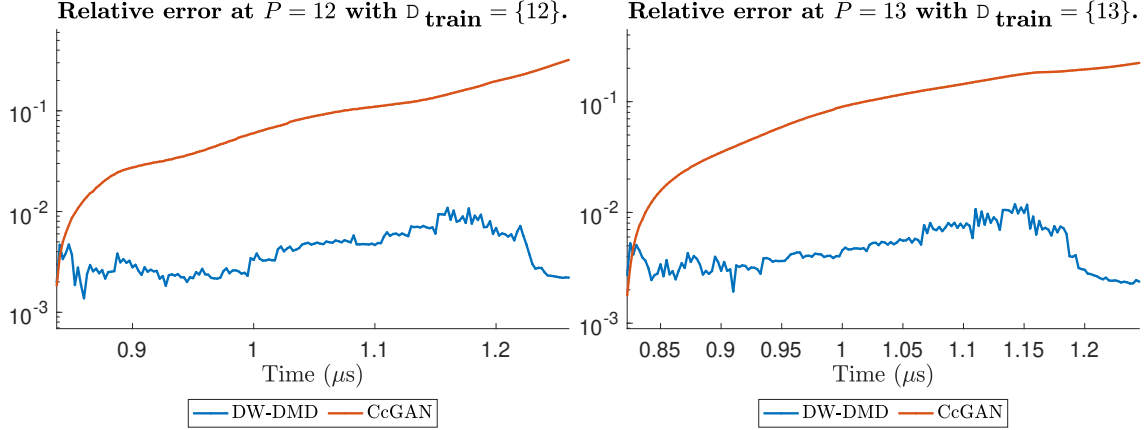


FIG. 7. Relative error (in logarithmic scale) of reproductive case with $D_{\text{train}} = \{12\}$ (left) and $D_{\text{train}} = \{13\}$ (right), using local DW-DMD (in blue) and local CcGAN (in red).

Figure 8 shows a similar comparison with $D_{\text{train}} = \{12, 14\}$ and $D_{\text{train}} = \{11, 13, 15\}$ respectively. We remark that the final-time error of DMD at the reproductive cases remains unchanged at around 0.3% when adding more training shock pressures, as explained in Section 3.3. On the other hand, the final-time error of global CcGAN improves to 16% with $D_{\text{train}} = \{12, 14\}$ and remains at 22% with $D_{\text{train}} = \{11, 13, 15\}$ respectively.

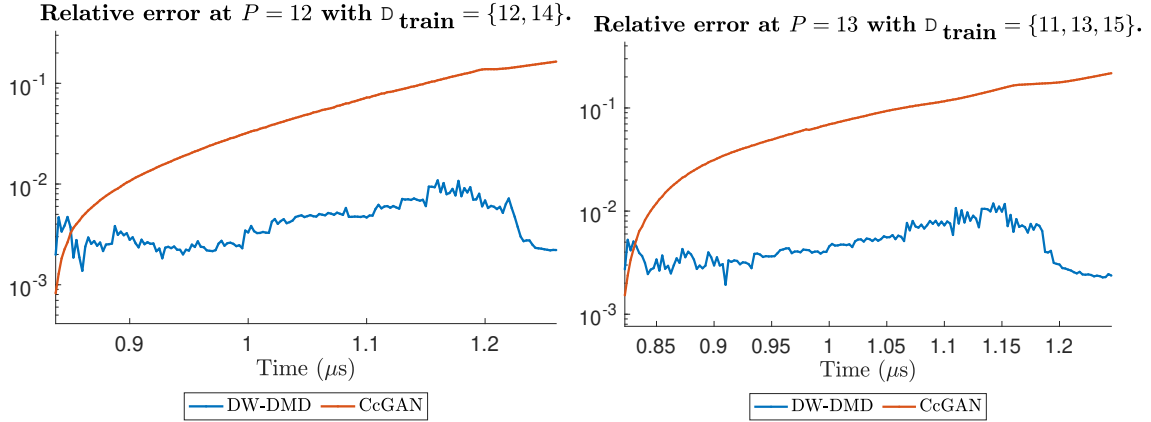


FIG. 8. Relative error (in logarithmic scale) of reproductive case with $D_{\text{train}} = \{12, 14\}$ (left) and $D_{\text{train}} = \{11, 13, 15\}$ (right), using parametric DW-DMD (in blue) and global CcGAN (in red).

5.5. Predictive cases. In this subsection, we test the accuracy of surrogate modeling approaches in predictive cases, where the testing shock pressure is not one of the training shock pressures, i.e. $P \in D \setminus D_{\text{train}}$.

We begin with some results in the interpolatory cases, i.e. $P \in (\min D_{\text{train}}, \max D_{\text{train}}) \setminus D_{\text{train}}$. Similar to Figure 8, we compare the relative error at $P = 12$ with $D_{\text{train}} = \{11, 13, 15\}$, and at $P = 13$ with $D_{\text{train}} = \{11, 13, 15\}$ respectively. In the former case, the relative error of parametric DW-DMD is higher than that of global CcGAN in an earlier stage, but eventually becomes lower. Throughout the whole time interval of query, the relative error of parametric DW-DMD stays below 9% and 4.3% and terminates at around 4.7% and 1.3 % at final time, in the former and the latter case respectively. Meanwhile, the relative error of global CcGAN accumulates to 20% at the final time of query in both cases.

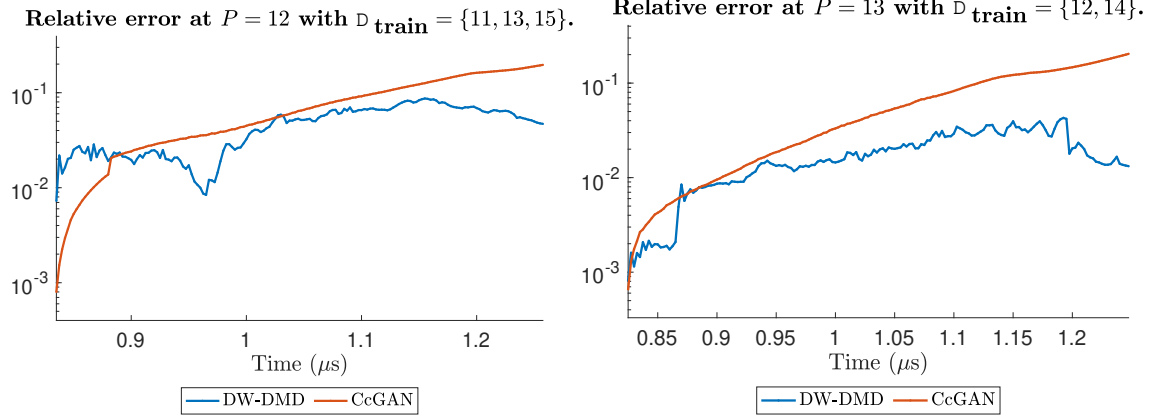


FIG. 9. Relative error (in logarithmic scale) of interpolatory case with $P = 12$ and $D_{\text{train}} = \{11, 13, 15\}$ (left) and $P = 13$ and $D_{\text{train}} = \{12, 14\}$ (right), using parametric DW-DMD (in blue) and global CcGAN (in red).

Next, we will present some results in extrapolatory cases, i.e. $P \in D \setminus (\min D_{\text{train}}, \max D_{\text{train}})$. Figure 10 shows the comparison of extrapolatory accuracy at $P = 15$ using local DW-DMD and local CcGAN, in terms of the relative error of the temperature field over time, with $D_{\text{train}} = \{12\}$ and $D_{\text{train}} = \{13\}$ respectively. The relative error of DW-DMD attains a maximum of 15% and 12% over time and terminates at 10% and 7% at final time with $D_{\text{train}} = \{12\}$ and $D_{\text{train}} = \{13\}$ respectively. Meanwhile, the relative error of CcGAN attains the maximum 15% and 23% at the final time, with $D_{\text{train}} = \{12\}$ and $D_{\text{train}} = \{13\}$ respectively. Unlike the DW-DMD results which shows the extrapolatory accuracy deteriorates as the testing shock pressure is farther away from the training shock pressure, the extrapolatory accuracy of CcGAN is unstable with the distance between testing shock pressure P and the training shock pressure P_1 .

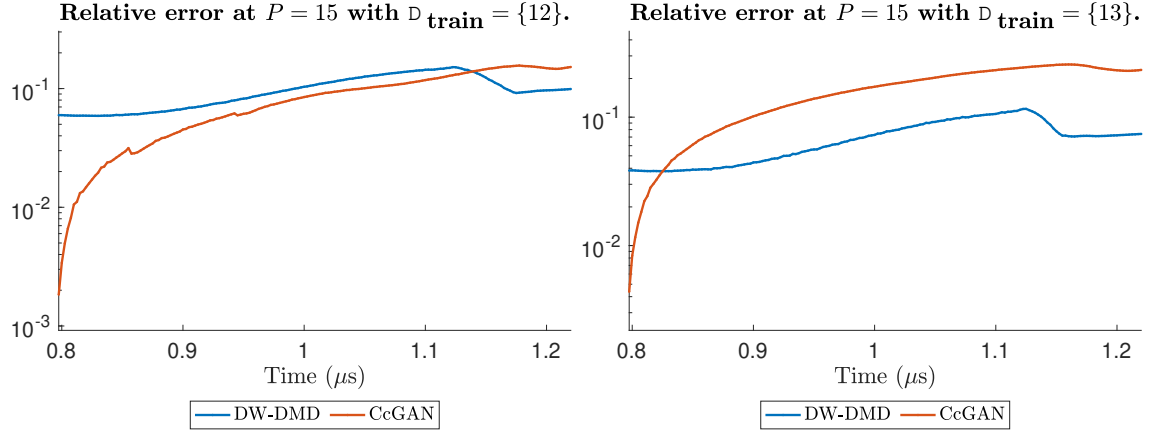


FIG. 10. Relative error (in logarithmic scale) of extrapolatory case at $P = 15$ with $D_{\text{train}} = \{12\}$ (left) and $D_{\text{train}} = \{13\}$ (right), using local DW-DMD (in blue) and CcGAN (in red).

Figure 11 shows the comparison of reproductive and extrapolatory accuracy at various testing shock pressure $P \in \{11, 12, 13, 14, 15\}$ in terms of the relative error of the temperature field at the final time of query, using local DW-DMD and local CcGAN with respect to different training shock pressure $P_1 \in D_{\text{train}}$. It can be observed that with DW-DMD, the relative error at the reproductive case is always around 0.3%, while the error at the extrapolatory case increases as the testing shock pressure is farther away from the training shock pressure, which is a common phenomenon for parametric reduced order models. The relative error attains the maximum of 12%, when $|P - P_1| = 4$, in our testing cases. Meanwhile, the error with CcGAN is always above 10% and unstable with the distance between testing shock pressure P and the training shock pressure P_1 . With $D_{\text{train}} = \{12\}$, the relative error goes up to 45% at $P = 14$.

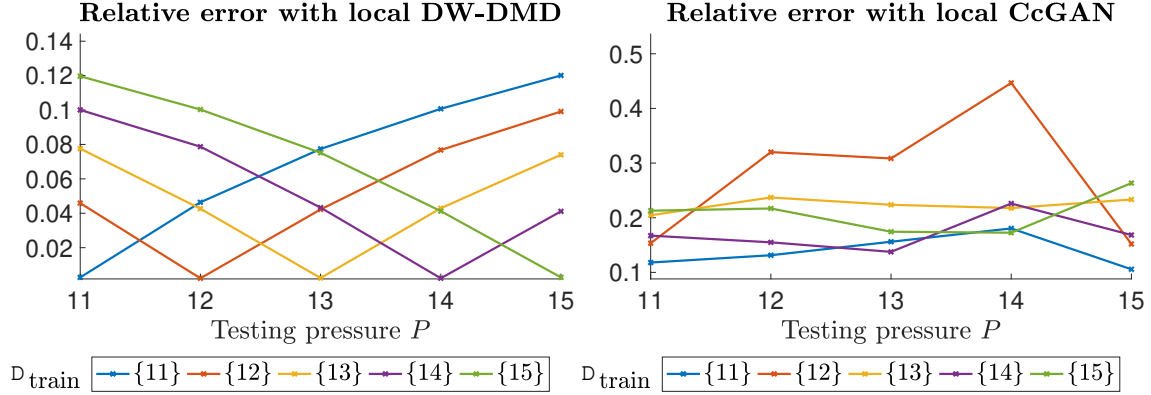


FIG. 11. Relative error at various testing shock pressures, using local DW-DMD (left) and CcGAN (right) with various training shock pressure in D_{train} .

Figure 12 shows the comparison of reproductive, interpolatory and extrapolatory accuracy at various testing shock pressure $P \in \{11, 12, 13, 14, 15\}$ in terms of the relative error of the temperature field at the final time of query, using parametric DW-DMD with $12 \in D_{\text{train}}$ and $13 \in D_{\text{train}}$ respectively. The error at the newly added training shock pressures is also reduced to around 0.3%, and the error at the predictive cases are also reduced in general, which ranges from 1.3% to 5% in the interpolatory cases and 8% to 9% in extrapolatory cases.

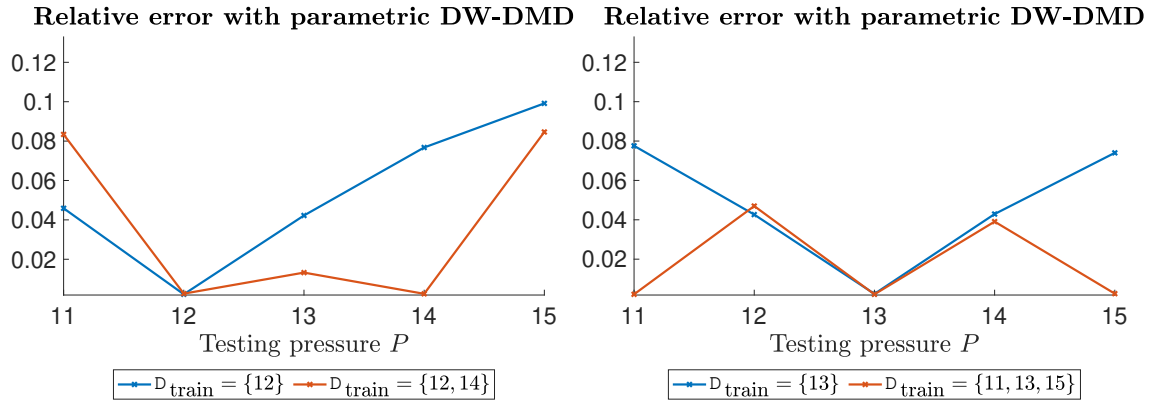


FIG. 12. Relative error at various testing shock pressures, using parametric DW-DMD with $12 \in D_{\text{train}}$ (left) and $13 \in D_{\text{train}}$ (right).

Figure 13 shows a similar comparison using global CcGAN. While adding more training shock pressures and enriching the training datasets in global CcGAN makes an improvement in the overall solution accuracy, the error is always around 20%, which is still a lot higher than the parametric DW-DMD by comparing to the same case in Figure 12.

6. Conclusion. In this paper, we propose two data-driven surrogate modeling approaches for computationally economical prediction of complex physics phenomena in shock-induced pore collapse processes. The surrogate models are built based on dynamic mode decomposition and U-Net generative adversarial networks, and modified to overcome the challenges of data scarcity and pressure-dependent advective and transport dynamics. The shock pressure is incorporated in the construction of the surrogate models, by means of parametric interpolation in dynamic mode decomposition and conditional input in generative adversarial networks, respectively. Moreover, windowing is used in dynamic mode decomposition for efficient dimensionality reduction by further localizing reduced order models in time.

In our numerical realization of these surrogate models, the training of dynamic mode composition is

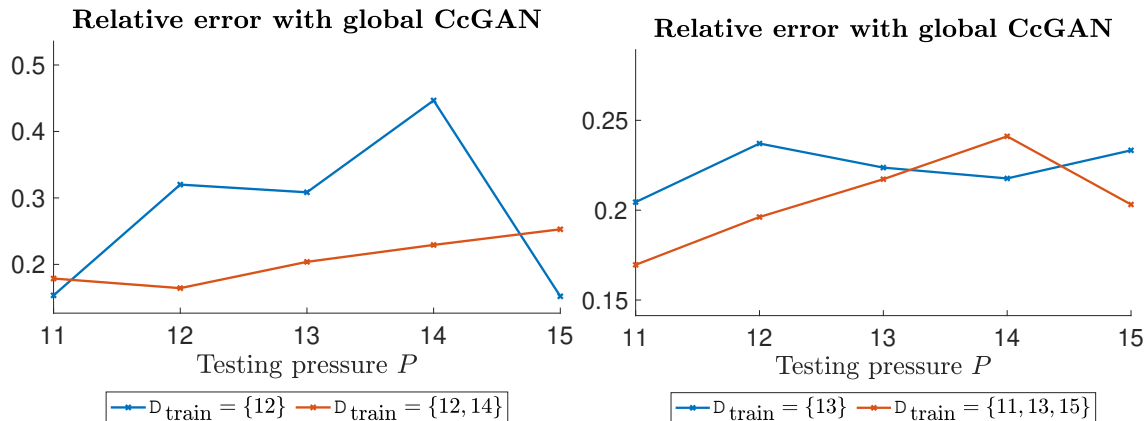


FIG. 13. Relative error at various testing shock pressures, using global CcGAN with $12 \in D_{\text{train}}$ (left) and $13 \in D_{\text{train}}$ (right).

much more efficient than generative adversarial network. Moreover, dynamic mode decomposition produces more stable approximation and accurate prediction for the whole pore collapse processes at unseen shock pressures. It will be interesting to see how improvements in efficiency and accuracy can be made to neural networks approaches for dynamic surrogate modeling of data-scarce large-scale applications with advective and transport phenomena like pore collapse processes. In the meantime, some physics-guided data-driven approach with simpler machine learning methods, like the local distance windowing dynamic mode decomposition, will serve as a powerful tool for these applications.

Acknowledgments. This work was performed at Lawrence Livermore National Laboratory. Lawrence Livermore National Laboratory is operated by Lawrence Livermore National Security, LLC, for the U.S. Department of Energy, National Nuclear Security Administration under Contract DE-AC52-07NA27344 and LLNL-JRNL-849281.

Disclaimer. This document was prepared as an account of work sponsored by an agency of the United States government. Neither the United States government nor Lawrence Livermore National Security, LLC, nor any of their employees makes any warranty, expressed or implied, or assumes any legal liability or responsibility for the accuracy, completeness, or usefulness of any information, apparatus, product, or process disclosed, or represents that its use would not infringe privately owned rights. Reference herein to any specific commercial product, process, or service by trade name, trademark, manufacturer, or otherwise does not necessarily constitute or imply its endorsement, recommendation, or favoring by the United States government or Lawrence Livermore National Security, LLC. The views and opinions of authors expressed herein do not necessarily state or reflect those of the United States government or Lawrence Livermore National Security, LLC, and shall not be used for advertising or product endorsement purposes.

This article has been authored by an employee of National Technology & Engineering Solutions of Sandia, LLC under Contract No. DE-NA0003525 with the U.S. Department of Energy (DOE). The employee owns all right, title and interest in and to the article and is solely responsible for its contents. Sandia National Laboratories is a multimission laboratory managed and operated by National Technology and Engineering Solutions of Sandia LLC, a wholly owned subsidiary of Honeywell International Inc. for the U.S. Department of Energy's National Nuclear Security Administration under contract DE-NA0003525. This paper describes objective technical results and analysis. Any subjective views or opinions that might be expressed in the paper do not necessarily represent the views of the U.S. Department of Energy or the United States Government.

REFERENCES

- [1] W Tong and G Ravichandran. Dynamic pore collapse in viscoplastic materials. *Journal of applied physics*, 74(4):2425–2435, 1993.
- [2] Paul Erhart, Eduardo M Bringa, Mukul Kumar, and Karsten Albe. Atomistic mechanism of shock-induced void collapse in nanoporous metals. *Physical Review B*, 72(5):052104, 2005.

- [3] S Schade and K Wünnemann. Numerical modeling of pore space collapse due to shock wave compression. In *38th Annual Lunar and Planetary Science Conference*, number 1338, page 2029, 2007.
- [4] Upendra Adhikari, Ardeshir Goliaei, and Max L Berkowitz. Mechanism of membrane poration by shock wave induced nanobubble collapse: A molecular dynamics study. *The Journal of Physical Chemistry B*, 119(20):6225–6234, 2015.
- [5] Dana M Dattelbaum and Joshua D Coe. Shock-driven decomposition of polymers and polymeric foams. *Polymers*, 11(3):493, 2019.
- [6] Charles R Noble, Andrew T Anderson, Nathan R Barton, Jamie A Bramwell, Arlie Capps, Michael H Chang, Jin J Chou, David M Dawson, Emily R Diana, Timothy A Dunn, et al. Ale3d: An arbitrary lagrangian-eulerian multi-physics code. Technical report, Lawrence Livermore National Lab.(LLNL), Livermore, CA (United States), 2017.
- [7] Gal Berkooz, Philip Holmes, and John L Lumley. The proper orthogonal decomposition in the analysis of turbulent flows. *Annual review of fluid mechanics*, 25(1):539–575, 1993.
- [8] Michael G Safonov and RY1000665 Chiang. A schur method for balanced-truncation model reduction. *IEEE Transactions on Automatic Control*, 34(7):729–733, 1989.
- [9] Gianluigi Rozza, Dinh Bao Phuong Huynh, and Anthony T Patera. Reduced basis approximation and a posteriori error estimation for affinely parametrized elliptic coercive partial differential equations: application to transport and continuum mechanics. *Archives of Computational Methods in Engineering*, 15(3):229, 2008.
- [10] Kookjin Lee and Kevin T Carlberg. Model reduction of dynamical systems on nonlinear manifolds using deep convolutional autoencoders. *Journal of Computational Physics*, 404:108973, 2020.
- [11] Romit Maulik, Bethany Lusch, and Prasanna Balaprakash. Reduced-order modeling of advection-dominated systems with recurrent neural networks and convolutional autoencoders. *Physics of Fluids*, 33(3):037106, 2021.
- [12] Youngkyu Kim, Youngsoo Choi, David Widemann, and Tarek Zohdi. A fast and accurate physics-informed neural network reduced order model with shallow masked autoencoder. *Journal of Computational Physics*, 451:110841, 2022.
- [13] Chi Hoang, Youngsoo Choi, and Kevin Carlberg. Domain-decomposition least-squares Petrov-Galerkin (DD-LSPG) nonlinear model reduction. *Computer methods in applied mechanics and engineering*, 384:113997, 2021.
- [14] Felix Fritzen, Bernard Haasdonk, David Ryckelynck, and Sebastian Schöps. An algorithmic comparison of the hyper-reduction and the discrete empirical interpolation method for a nonlinear thermal problem. *Mathematical and computational applications*, 23(1):8, 2018.
- [15] Youngsoo Choi and Kevin Carlberg. Space-time least-squares Petrov-Galerkin projection for nonlinear model reduction. *SIAM Journal on Scientific Computing*, 41(1):A26–A58, 2019.
- [16] Youngsoo Choi, Deshawn Coombs, and Robert Anderson. SNS: a solution-based nonlinear subspace method for time-dependent model order reduction. *SIAM Journal on Scientific Computing*, 42(2):A1116–A1146, 2020.
- [17] Kevin Carlberg, Youngsoo Choi, and Syuzanna Sargsyan. Conservative model reduction for finite-volume models. *Journal of Computational Physics*, 371:280–314, 2018.
- [18] Rambod Mojjani and Maciej Balażewicz. Lagrangian basis method for dimensionality reduction of convection dominated nonlinear flows. *arXiv preprint arXiv:1701.04343*, 2017.
- [19] Youngkyu Kim, Karen May Wang, and Youngsoo Choi. Efficient space-time reduced order model for linear dynamical systems in Python using less than 120 lines of code. *Mathematics*, 9(14):1690, 2021.
- [20] Dunhui Xiao, Fangxin Fang, Andrew G Buchan, Christopher C Pain, Ionel Michael Navon, Juan Du, and G Hu. Non-linear model reduction for the navier–Stokes equations using residual deim method. *Journal of Computational Physics*, 263:1–18, 2014.
- [21] John Burkardt, Max Gunzburger, and Hyung-Chun Lee. POD and CVT-based reduced-order modeling of Navier–Stokes flows. *Computer methods in applied mechanics and engineering*, 196(1-3):337–355, 2006.
- [22] Dylan Matthew Copeland, Siu Wun Cheung, Kevin Huynh, and Youngsoo Choi. Reduced order models for lagrangian hydrodynamics. *Computer Methods in Applied Mechanics and Engineering*, 388:114259, 2022.
- [23] Siu Wun Cheung, Youngsoo Choi, Dylan Matthew Copeland, and Kevin Huynh. Local Lagrangian reduced-order modeling for Rayleigh–Taylor instability by solution manifold decomposition. *Journal of Computational Physics*, 472:111655, 2023.
- [24] Mohamadreza Ghasemi and Eduardo Gildin. Localized model reduction in porous media flow. *IFAC-PapersOnLine*, 48(6):242–247, 2015.
- [25] Siu Wun Cheung, Eric T Chung, Yalchin Efendiev, Wing Tat Leung, and Maria Vasilyeva. Constraint energy minimizing generalized multiscale finite element method for dual continuum model. *Communications in Mathematical Sciences*, 18(3):663–685, 2020.
- [26] Rui Jiang and Louis J Durlofsky. Implementation and detailed assessment of a GNAT reduced-order model for subsurface flow simulation. *Journal of Computational Physics*, 379:192–213, 2019.
- [27] Yanfang Yang, Mohamadreza Ghasemi, Eduardo Gildin, Yalchin Efendiev, Victor Calo, et al. Fast multiscale reservoir simulations with pod-deim model reduction. *SPE Journal*, 21(06):2–141, 2016.
- [28] Huanhuan Yang and Alessandro Veneziani. Efficient estimation of cardiac conductivities via POD-DEIM model order reduction. *Applied Numerical Mathematics*, 115:180–199, 2017.
- [29] Pengfei Zhao, Cai Liu, and Xuan Feng. POD-DEIM based model order reduction for the spherical shallow water equations with Turkel-Zwas finite difference discretization. *Journal of Applied Mathematics*, 2014, 2014.
- [30] R Ștefănescu and Ionel Michael Navon. POD/DEIM nonlinear model order reduction of an ADI implicit shallow water equations model. *Journal of Computational Physics*, 237:95–114, 2013.
- [31] Youngsoo Choi, Peter Brown, Bill Arrighi, Robert Anderson, and Kevin Huynh. Space-time reduced order model for large-scale linear dynamical systems with application to Boltzmann transport problems. *Journal of Computational Physics*, 424:109845, 2021.
- [32] M Fares, Jan S Hesthaven, Yvon Maday, and Benjamin Stamm. The reduced basis method for the electric field integral

- equation. *Journal of Computational Physics*, 230(14):5532–5555, 2011.
- [33] Ming-C Cheng. A reduced-order representation of the Schrödinger equation. *AIP Advances*, 6(9):095121, 2016.
- [34] Siu Wun Cheung, Eric T Chung, Yalchin Efendiev, and Wing Tat Leung. Explicit and energy-conserving constraint energy minimizing generalized multiscale discontinuous galerkin method for wave propagation in heterogeneous media. *Multiscale Modeling & Simulation*, 19(4):1736–1759, 2021.
- [35] M Mordhorst, Timm Strecker, D Wirtz, Thomas Heidlauf, and Oliver Röhrle. POD-DEIM reduction of computational EMG models. *Journal of Computational Science*, 19:86–96, 2017.
- [36] Gabriel Dimitriu, Ionel M Navon, and Răzvan Ștefănescu. Application of POD-DEIM approach for dimension reduction of a diffusive predator-prey system with allee effect. In *International conference on large-scale scientific computing*, pages 373–381. Springer, 2013.
- [37] Harbir Antil, Matthias Heinkenschloss, Ronald HW Hoppe, Christopher Linsenmann, and Achim Wixforth. Reduced order modeling based shape optimization of surface acoustic wave driven microfluidic biochips. *Mathematics and Computers in Simulation*, 82(10):1986–2003, 2012.
- [38] David Amsallem, Matthew Zahr, Youngsoo Choi, and Charbel Farhat. Design optimization using hyper-reduced-order models. *Structural and Multidisciplinary Optimization*, 51(4):919–940, 2015.
- [39] Youngsoo Choi, Gabriele Boncoraglio, Spenser Anderson, David Amsallem, and Charbel Farhat. Gradient-based constrained optimization using a database of linear reduced-order models. *Journal of Computational Physics*, 423:109787, 2020.
- [40] Youngsoo Choi, Geoffrey Oxberry, Daniel White, and Trenton Kirchdoerfer. Accelerating design optimization using reduced order models. *arXiv preprint arXiv:1909.11320*, 2019.
- [41] Sean McBane and Youngsoo Choi. Component-wise reduced order model lattice-type structure design. *Computer methods in applied mechanics and engineering*, 381:113813, 2021.
- [42] Sean McBane, Youngsoo Choi, and Karen Willcox. Stress-constrained topology optimization of lattice-like structures using component-wise reduced order models. *Computer Methods in Applied Mechanics and Engineering*, 400:115525, 2022.
- [43] Serkan Gugercin and Athanasios C Antoulas. A survey of model reduction by balanced truncation and some new results. *International Journal of Control*, 77(8):748–766, 2004.
- [44] Peter Benner, Serkan Gugercin, and Karen Willcox. A survey of projection-based model reduction methods for parametric dynamical systems. *SIAM review*, 57(4):483–531, 2015.
- [45] Kyle Washabaugh, David Amsallem, Matthew Zahr, and Charbel Farhat. Nonlinear model reduction for CFD problems using local reduced-order bases. (AIAA 2012-2686), 2012.
- [46] David Amsallem, Matthew J. Zahr, and Charbel Farhat. Nonlinear model order reduction based on local reduced-order bases. *International Journal for Numerical Methods in Engineering*, 92(10):891–916, 2012.
- [47] Eric J Parish and Kevin T Carlberg. Windowed least-squares model reduction for dynamical systems. *arXiv preprint arXiv:1910.11388*, 2019.
- [48] Yukiko S Shimizu and Eric J Parish. Windowed space-time least-squares Petrov-Galerkin method for nonlinear model order reduction. *arXiv preprint arXiv:2012.06073*, 2020.
- [49] Peter J Schmid. Dynamic mode decomposition of numerical and experimental data. *Journal of fluid mechanics*, 656:5–28, 2010.
- [50] Clarence W Rowley, Igor Mezić, Shervin Bagheri, Philipp Schlatter, and Dan S Henningson. Spectral analysis of nonlinear flows. *Journal of fluid mechanics*, 641:115–127, 2009.
- [51] Jonathan H. Tu, Clarence W. Rowley, Dirk M. Luchtenburg, Steven L. Brunton, and J. Nathan Kutz. On dynamic mode decomposition: Theory and applications. *Journal of Computational Dynamics*, 1(2):391–421, 2014.
- [52] Joshua L Proctor, Steven L Brunton, and J Nathan Kutz. Dynamic mode decomposition with control. *SIAM Journal on Applied Dynamical Systems*, 15(1):142–161, 2016.
- [53] Benjamin Peherstorfer and Karen Willcox. Data-driven operator inference for nonintrusive projection-based model reduction. *Computer Methods in Applied Mechanics and Engineering*, 306:196–215, 2016.
- [54] Shane A McQuarrie, Cheng Huang, and Karen E Willcox. Data-driven reduced-order models via regularised operator inference for a single-injector combustion process. *Journal of the Royal Society of New Zealand*, 51(2):194–211, 2021.
- [55] Shane A McQuarrie, Parisa Khodabakhshi, and Karen E Willcox. Non-intrusive reduced-order models for parametric partial differential equations via data-driven operator inference. *arXiv preprint arXiv:2110.07653*, 2021.
- [56] Steven L Brunton, Joshua L Proctor, and J Nathan Kutz. Discovering governing equations from data by sparse identification of nonlinear dynamical systems. *Proceedings of the national academy of sciences*, 113(15):3932–3937, 2016.
- [57] Daniel A Messenger and David M Bortz. Weak sindy: Galerkin-based data-driven model selection. *Multiscale Modeling & Simulation*, 19(3):1474–1497, 2021.
- [58] Kathleen Champion, Bethany Lusch, J Nathan Kutz, and Steven L Brunton. Data-driven discovery of coordinates and governing equations. *Proceedings of the National Academy of Sciences*, 116(45):22445–22451, 2019.
- [59] William D Fries, Xiaolong He, and Youngsoo Choi. LaSDI: Parametric latent space dynamics identification. *Computer Methods in Applied Mechanics and Engineering*, 399:115436, 2022.
- [60] Xiaolong He, Youngsoo Choi, William D Fries, Jon Belof, and Jiun-Shyan Chen. gLaSDI: Parametric physics-informed greedy latent space dynamics identification. *arXiv preprint arXiv:2204.12005*, 2022.
- [61] Byungsoo Kim, Vinicius C Azevedo, Nils Thuerey, Theodore Kim, Markus Gross, and Barbara Solenthaler. Deep fluids: A generative network for parameterized fluid simulations. In *Computer graphics forum*, volume 38, pages 59–70. Wiley Online Library, 2019.
- [62] Zongyi Li, Nikola Kovachki, Kamyar Azizzadenesheli, Burigede Liu, Kaushik Bhattacharya, Andrew Stuart, and Anima Anandkumar. Fourier neural operator for parametric partial differential equations, 2020.

- [63] Nikola B. Kovachki, Zongyi Li, Burigede Liu, Kamyar Azizzadenesheli, Kaushik Bhattacharya, Andrew M. Stuart, and Anima Anandkumar. Neural operator: Learning maps between function spaces. *CoRR*, abs/2108.08481, 2021.
- [64] Lu Lu, Pengzhan Jin, Guofei Pang, Zhongqiang Zhang, and George Em Karniadakis. Learning nonlinear operators via deeponet based on the universal approximation theorem of operators. *Nature machine intelligence*, 3(3):218–229, 2021.
- [65] Yating Wang, Siu Wun Cheung, Eric T Chung, Yalchin Efendiev, and Min Wang. Deep multiscale model learning. *Journal of Computational Physics*, 406:109071, 2020.
- [66] Siu Wun Cheung, Eric T Chung, Yalchin Efendiev, Eduardo Gildin, Yating Wang, and Jingyan Zhang. Deep global model reduction learning in porous media flow simulation. *Computational Geosciences*, 24:261–274, 2020.
- [67] Jingyan Zhang, Siu Wun Cheung, Yalchin Efendiev, Eduardo Gildin, and Eric T Chung. Deep model reduction-model learning for reservoir simulation. In *SPE Reservoir Simulation Conference*. OnePetro, 2019.
- [68] Yating Wang and Guang Lin. Efficient deep learning techniques for multiphase flow simulation in heterogeneous porous media. *Journal of Computational Physics*, 401:108968, 2020.
- [69] Zhen Chen and Dongbin Xiu. On generalized residual network for deep learning of unknown dynamical systems. *Journal of Computational Physics*, 438:110362, 2021.
- [70] David Amsallem and Charbel Farhat. Interpolation method for adapting reduced-order models and application to aeroelasticity. *AIAA journal*, 46(7):1803–1813, 2008.
- [71] David Amsallem and Charbel Farhat. An online method for interpolating linear parametric reduced-order models. *SIAM Journal on Scientific Computing*, 33(5):2169–2198, 2011.
- [72] Teeratrorn Kadeethum, Dan O’Malley, Y Choi, Hari S Viswanathan, Nikolaos Bouklas, and Hongkyu Yoon. Continuous conditional generative adversarial networks for data-driven solutions of poroelasticity with heterogeneous material properties. *Computers & Geosciences*, 167:105212, 2022.
- [73] Ian Goodfellow, Mehdi Pouget-Abadie, Jean abd Mirza, Bing Xu, David Warde-Farley, Sherjil Ozair, Aaron Courville, and Yoshua Bengio. Generative adversarial nets. *Advances in Neural Information Processing Systems*, 27:2672–2680, 2014.
- [74] Alec Radford, Luke Metz, and Soumith Chintala. Unsupervised representation learning with deep convolutional generative adversarial networks. *Advances in Neural Information Processing Systems*, 27:2672–2680, 2015.
- [75] Ugur Demir and Gozde Unal. Patch-based image inpainting with generative adversarial networks. *arXiv preprint arXiv:1803.07422*, 2018.
- [76] Olaf Ronneberger, Philipp Fischer, and Thomas Brox. U-net: Convolutional networks for biomedical image segmentation. In *Medical Image Computing and Computer-Assisted Intervention–MICCAI 2015: 18th International Conference, Munich, Germany, October 5–9, 2015, Proceedings, Part III 18*, pages 234–241. Springer, 2015.
- [77] Phillip Isola, Jun-Yan Zhu, Tinghui Zhou, and Alexei A Efros. Image-to-image translation with conditional adversarial networks. In *Proceedings of the IEEE conference on computer vision and pattern recognition*, pages 1125–1134, 2017.
- [78] Martin Arjovsky, Soumith Chintala, and Léon Bottou. Wasserstein gan. *arXiv preprint arXiv:1701.07875*, 2017.
- [79] Xin Ding, Yongwei Wang, Zuheng Xu, William J. Welch, and Z. Jane Wang. Continuous conditional generative adversarial networks: Novel empirical losses and label input mechanisms. *IEEE Transactions on Pattern Analysis and Machine Intelligence*, pages 1–16, 2022.
- [80] Ishaan Gulrajani, Faruk Ahmed, Martin Arjovsky, Vincent Dumoulin, and Aaron C Courville. Improved training of wasserstein gans. *Advances in neural information processing systems*, 30, 2017.
- [81] Diederik P Kingma and Jimmy Ba. Adam: A method for stochastic optimization. *arXiv preprint arXiv:1412.6980*, 2014.