
Relaxing the Additivity Constraints in Decentralized No-Regret High-Dimensional Bayesian Optimization

Anthony Bardou

ENS Lyon, CNRS | IC, EPFL
Lyon, France | Lausanne, Switzerland
anthony.bardou@epfl.ch

Patrick Thiran

IC, EPFL
Lausanne, Switzerland
patrick.thiran@epfl.ch

Thomas Begin

ENS Lyon, UCBL, CNRS, LIP
Lyon, France
thomas.begin@ens-lyon.fr

Abstract

Bayesian Optimization (BO) is typically used to optimize an unknown function f that is noisy and costly to evaluate, by exploiting an acquisition function that must be maximized at each optimization step. Even if provably asymptotically optimal BO algorithms are efficient at optimizing low-dimensional functions, scaling them to high-dimensional spaces remains an open problem, often tackled by assuming an additive structure for f . By doing so, BO algorithms typically introduce additional restrictive assumptions on the additive structure that reduce their applicability domain. This paper contains two main contributions: (i) we relax the restrictive assumptions on the additive structure of f *without* weakening the maximization guarantees of the acquisition function, and (ii) we address the over-exploration problem for decentralized BO algorithms. To these ends, we propose DuMBO, an asymptotically optimal decentralized BO algorithm that achieves very competitive performance against state-of-the-art BO algorithms, especially when the additive structure of f comprises high-dimensional factors.

1 Introduction

Many real-world applications involve the optimization of an unknown objective function f that is noisy and costly to evaluate. Examples of such tasks include hyper parameters tuning in deep neural networks [1], robotics [2], networking [3] and computational biology [4]. In such applications, f can be seen as a black box that can only be discovered by successive queries. This prevents the use of traditional first order approaches to optimize f .

Bayesian Optimization (BO) has become a highly effective framework for black-box optimization. In general, a BO algorithm tackles this problem by modeling f as a Gaussian process (GP) and by leveraging this model to query f at specific inputs. The challenge of querying f is to trade off exploration (*i.e.* to adequately query an input that improves the quality of the GP regression of f) for exploitation (*i.e.* to query an input that is thought to be the maximal argument of f). To achieve this trade-off at time t , a BO algorithm maximizes an acquisition function $\varphi_t(\mathbf{x})$, built by leveraging the information provided by the GP model, to select a query \mathbf{x}^t .

Although BO has shown its efficiency at optimizing black-box functions, so far it has mostly found success with low dimensional input spaces [5]. However, real-world applications, such as computer vision, robotics or networking, often involve a high-dimensional objective function f .

Scaling classical BO algorithms to such input spaces remains a great challenge as the cost of finding $\arg \max \varphi_t$ grows exponentially with the input space dimension d . A classical way to circumvent that issue is to cap the complexity of the maximization by assuming an additive decomposition of f (e.g. see [6]) with a low *Maximum Factor Size* (MFS), denoted by \bar{d} and that is the maximum number of dimensions for a factor of the decomposition. Unfortunately, assuming an additive decomposition with low MFS may lead to the optimization of a coarse approximation of f .

The performance of BO algorithms under the assumption of low MFS has been extensively studied (e.g. see [6–8]), with [7] detailing efforts to relax the assumption on MFS. On this paper, we demonstrate that it is possible to completely relax the low-MFS assumptions that limit the applicability domain of asymptotically optimal BO algorithms while still providing provable global maximization guarantees on the acquisition function. To illustrate this, we propose DuMBO, a decentralized, message-passing, provably asymptotically optimal BO algorithm able to infer a complex additive decomposition of f without any assumption regarding its MFS. As far as we know, this is the first BO algorithm to display such desirable property. Additionally, we provide an efficient way to approximate the well-known GP-UCB acquisition function [9] in a decentralized context. Finally, we evaluate DuMBO and establish its superiority against several state-of-the-art solutions on both synthetic and real-world problems wherein the noisy objective function f may or may not be decomposed into low-dimensional factors.

2 Background

2.1 State of the Art

Given a black-box, costly to evaluate objective function $f : \mathcal{D} \subset \mathbb{R}^d \rightarrow \mathbb{R}$, the goal of a BO algorithm is to find $\mathbf{x}^* = \arg \max_{\mathbf{x}} f(\mathbf{x})$ using as few queries as possible. To quantify the quality of the optimization, one can consider the immediate regret $r_t = f(\mathbf{x}^*) - f(\mathbf{x}^t)$, and attempt to minimize the cumulative regret $R_t = \sum_{i=1}^t r_i$. A BO algorithm is said to be asymptotically optimal if $\lim_{t \rightarrow +\infty} R_t/t = 0$, which implies that the BO algorithm will asymptotically reach \mathbf{x}^* and hence guarantees *no-regret* performance.

A BO algorithm typically uses a GP to infer a posterior distribution for the value of $f(\mathbf{x})$ at any point $\mathbf{x} \in \mathcal{D}$ and selects, at each time step t , a query \mathbf{x}^t . The BO algorithm bases its querying policy on the maximization of an acquisition function that quantifies the benefits of observing $f(\mathbf{x})$ in terms of exploration and exploitation. Common acquisition functions include probability of improvement [10], expected improvement [11] and upper confidence bound [12]. Like many other acquisition functions, the latter leads to an asymptotically optimal application to GPs, called GP-UCB [9] and defined as

$$\varphi_t(\mathbf{x}) = \mu_t(\mathbf{x}) + \beta_t^{\frac{1}{2}} \sigma_t(\mathbf{x}). \quad (1)$$

It involves an exploitation term $\mu_t(\mathbf{x})$, which is the posterior mean of the GP at input \mathbf{x} , and an exploration term $\sigma_t(\mathbf{x})$, which is the posterior standard deviation of the GP at input \mathbf{x} . The scalar $\beta_t^{1/2}$ handles the exploration-exploitation trade-off in order to guarantee the asymptotic optimality of GP-UCB with high probability.

As stated before, scaling BO algorithms to high-dimensional functions is challenging because of the exponential complexity of the optimization algorithms used to maximize the acquisition function φ_t . To tackle this problem, BO algorithms generally fall into one of the two following categories (with the exception of TuRBO proposed by [13], which uses trust regions to maximize f).

Embedding BO algorithms assume that only a few dimensions significantly impact f and project the high-dimensional space of f into a low-dimensional one where the optimization is actually performed. REMBO [14] and ALEBO [15] use random matrices to embed the high-dimensional space while SAASBO [16] uses sparse GPs defined on subspaces and LineBO [17] exploits successive line-searches in random directions. Other approaches such as [18, 19] are based, respectively, on Variational Auto-Encoders and on manifold GPs to learn an embedding. [20] propose to perform the optimization in two orthogonal subspaces. Finally, some approaches select a subset of dimensions of the input space to project onto. Such recent methods include Dropout [21] and MCTS-VS [22].

Decomposing BO algorithms assume an additive structure for f and optimize the factors of the induced decomposition. Classical approaches such as MES [23], ADD-GPUCB [6] or QFF [8] assume a decomposition with a MFS equal to 1 and orthogonal domains. More recent approaches like

Table 1: Comparison of state-of-the-art decomposing BO algorithms with DuMBO on relevant criteria. Here, n is the number of factors in the decomposition, d the number of dimensions of f , \bar{d} the MFS of the decomposition, t the optimization step, ζ the desired accuracy when maximizing φ_t and N_A a constant defined in Appendix E. N_m is a constant defined in [7].

Solution	Complexity	MFS Assumption	Find $\arg \max \varphi_t$
ADD-GPUCB	$\mathcal{O}(t^3 + nt^2 + n^2\zeta^{-1})$	$\bar{d} = 1$	Yes
QFF	$\mathcal{O}\left((\zeta^{-1}t^{3/2}(\log t)^{\bar{d}})^{\bar{d}}\right)$	$\bar{d} = 1$	Yes
DEC-HBO	$\mathcal{O}\left(N_m\zeta^{-\bar{d}}n(t^3 + n)\right)$	Low \bar{d}	Under assumptions
DuMBO	$\mathcal{O}(\bar{d}N_Ant^3\zeta^{-1})$	None	Yes

DEC-HBO [7] are able to optimize decompositions with larger MFS and shared input components. Still, the MFS of the decomposition must be low to avoid a prohibitive computational complexity. Note that, under some assumptions on f , these approaches are provably asymptotically optimal and a subset of them, namely ADD-GPUCB [6] and DEC-HBO [7], can be used in a decentralized context. Finally, note that in a recent work, [24] showed that, in an adversarial context, exploiting random decompositions is optimal on average.

2.2 DuMBO (Decentralized Message-passing Bayesian Optimization algorithm)

We propose DuMBO, a decomposing algorithm that relaxes the low MFS constraint on the assumed additive decomposition of f . Table 1 gathers the main differences between DuMBO and state-of-the-art decomposing algorithms. Note that ADD-GPUCB and QFF require the simplest form of additive decompositions (*i.e.*, with $\bar{d} = 1$). As a consequence, when optimizing a complex objective function f , they need to approximate it by a decomposition with MFS $\bar{d} = 1$. In return, they are able, at each time step t , to query $\arg \max \varphi_t$. In contrast, DEC-HBO tolerates more complex decompositions (*i.e.*, with $\bar{d} > 1$), but is no longer guaranteed to find the global maximum of φ_t (because it uses a max-sum algorithm [25] that requires f to have a sparse additive decomposition to converge). Finally, DuMBO is the only algorithm that is able to completely relax any assumption on the MFS without weakening the maximization guarantees on the acquisition function. This allows DuMBO to be simultaneously asymptotically optimal and able to handle decompositions with an arbitrary MFS without the need to approximate them with simpler ones.

The remaining of this article is devoted to formulating the BO problem (Section 3), presenting DuMBO (Section 4), providing theoretical guarantees (Section 5) and comparing its empirical performance with state-of-the-art BO algorithms (Section 6).

3 Problem Formulation and First Results

In this section, we introduce the core assumptions about the black-box objective function $f : \mathcal{D} \rightarrow \mathbb{R}$ to obtain an additive decomposition (Section 3.1). Next, we exploit these assumptions to derive inference formulas (Section 3.2) and to adapt GP-UCB to a decentralized context (Section 3.3).

3.1 Core Assumptions

In order to optimize f in a decentralized fashion, we make several assumptions.

Assumption 3.1. The unknown objective function f can be decomposed into a sum of factor functions $(f^{(i)})_{i \in \llbracket 1, n \rrbracket}$, with compact domains $(D^{(i)})_{i \in \llbracket 1, n \rrbracket}$, such that $\mathcal{D} = \cup_{i=1}^n D^{(i)}$ and

$$f = \sum_{i=1}^n f^{(i)}. \quad (2)$$

Any decomposition, including (2), can be represented by a factor graph where each factor and variable node denote, respectively, one of the n factors of the decomposition and one of the d input components of f . An edge exists between a factor node i and a variable node j if and only if $f^{(i)}$

uses x_j as an input component. We use $\mathcal{V}_i, 1 \leq i \leq n$, and $\mathcal{F}_j, 1 \leq j \leq d$, to denote respectively the set of variable nodes connected to factor node i and the set of factor nodes connected to variable node j . Please refer to Appendix A for a detailed example regarding additive decompositions and factor graphs.

To make predictions about the factor functions without any prior knowledge, we need a model that maps the previously collected inputs with their noisy outputs. Denoting $\mathbf{x}_{\mathcal{V}_i} = (x_j)_{j \in \mathcal{V}_i}$, let us introduce the following assumption.

Assumption 3.2. Factor functions $f^{(i)}$ are independent $\mathcal{GP}(\mu_0^{(i)}, k^{(i)}(\mathbf{x}_{\mathcal{V}_i}, \mathbf{x}'_{\mathcal{V}_i}))$, with prior mean $\mu_0^{(i)} = 0$ and covariance function $k^{(i)}$.

Since f is a sum of independent GPs, Assumption 3.2 implies that f is also $\mathcal{GP}(\mu_0, k(\mathbf{x}, \mathbf{x}'))$ with prior mean $\mu_0 = 0$ and covariance function $k(\mathbf{x}, \mathbf{x}') = \sum_{i=1}^n k^{(i)}(\mathbf{x}_{\mathcal{V}_i}, \mathbf{x}'_{\mathcal{V}_i})$.

Finally, to ensure the no-regret property of DuMBO (see Section 5), we introduce the following assumption on each $k^{(i)}$.

Assumption 3.3. For any $i \in \llbracket 1, n \rrbracket$, $k^{(i)}$ is an L -Lipschitz, twice differentiable function on $\mathcal{D}^{(i)}$. Furthermore, it exists $H > 0$ such that, for any $\mathbf{x}, \mathbf{x}' \in \mathcal{D}^{(i)}$ we have

$$\|\nabla^2 k^{(i)}(\mathbf{x}, \mathbf{x}')\|_2 \leq H. \quad (3)$$

Note that Assumption 3.3 is mild: a large class of covariance functions satisfy it, such as the Matérn class (with $\nu \geq 5/2$), the squared-exponential function or even the rational quadratic function. Please refer to [26] for details on these covariance functions.

3.2 Inference Formulas

For any $\mathbf{x} \in \mathcal{D}$ and given the previous t input queries $(\mathbf{x}^1, \dots, \mathbf{x}^t)$, the vector $(f(\mathbf{x}), f(\mathbf{x}^1), \dots, f(\mathbf{x}^t))^\top$ is Gaussian. Given the t -dimensional vector of noisy outputs $\mathbf{y} = (y_1, \dots, y_t)^\top$, with $y_i = f(\mathbf{x}^i) + \epsilon$ and ϵ a centered Gaussian variable of variance σ^2 , the posterior distribution of the factor $f^{(i)}(\mathbf{x})$ is also Gaussian. Since f can be decomposed, the posterior mean $\mu_{t+1}^{(i)}(\mathbf{x}_{\mathcal{V}_i})$ and variance $(\sigma_{t+1}^{(i)}(\mathbf{x}_{\mathcal{V}_i}))^2$ of the factor $f^{(i)}$ at time $t+1$ can be expressed with the posterior means and covariance functions of the factor functions involved in decomposition (2).

Proposition 3.4. Let $\mu_{t+1}^{(i)}(\mathbf{x}_{\mathcal{V}_i})$ and $(\sigma_{t+1}^{(i)}(\mathbf{x}_{\mathcal{V}_i}))^2$ be the posterior mean and variance of $f^{(i)}$ at input $\mathbf{x}_{\mathcal{V}_i}$, respectively. Then, for the decomposition (2),

$$\mu_{t+1}^{(i)}(\mathbf{x}_{\mathcal{V}_i}) = \mathbf{k}_{\mathbf{x}_{\mathcal{V}_i}}^{(i)\top} (\mathbf{K} + \sigma^2 \mathbf{I})^{-1} \mathbf{y} \quad (4)$$

$$(\sigma_{t+1}^{(i)}(\mathbf{x}_{\mathcal{V}_i}))^2 = k^{(i)}(\mathbf{x}_{\mathcal{V}_i}, \mathbf{x}_{\mathcal{V}_i}) - \mathbf{k}_{\mathbf{x}_{\mathcal{V}_i}}^{(i)\top} (\mathbf{K} + \sigma^2 \mathbf{I})^{-1} \mathbf{k}_{\mathbf{x}_{\mathcal{V}_i}}^{(i)} \quad (5)$$

with $t \times 1$ vectors $\mathbf{k}_{\mathbf{x}_{\mathcal{V}_i}}^{(i)} = (k^{(i)}(\mathbf{x}_{\mathcal{V}_i}, \mathbf{x}_{\mathcal{V}_i}^j))_{j \in \llbracket 1, t \rrbracket}$, $t \times t$ matrix $\mathbf{K} = (k(\mathbf{x}^j, \mathbf{x}^k))_{j, k \in \llbracket 1, t \rrbracket}$ and \mathbf{I} the $t \times t$ identity matrix.

For the sake of generality, Proposition 3.4 only requires an additive decomposition of f . Appendix B describes how such a decomposition can be inferred from data, using the method proposed by [27], similarly to Appendix B of [7]. Note that Proposition 3.4 does *not* assume a corresponding additive decomposition of the observed outputs in \mathbf{y} . However a large class of real-world applications naturally come up with such an additive output decomposition (e.g., network throughput maximization [28], energy consumption minimization [29] or UAVs-related applications [30]). As demonstrated by [31], having access to a decomposed output can only improve the predictive performance of the GP surrogate model. Therefore, we derive the inference formulas to handle the case where the output decomposition is known in Appendix C. Also, we explore the benefits of having access to the decomposed output of f in Section 6.

3.3 Proposed Acquisition Function

Having defined a surrogate model for f , we can now turn to finding an optimal policy for querying the objective function. In this section, we exploit the decomposition of f and its associated factor

graph (see Appendix A) to build an acquisition function for our BO algorithm that approximates GP-UCB in a decentralized context. Proofs for all the presented results can be found in Appendix D.

Recall that GP-UCB is defined by (1) as the sum of an exploitation term $\mu_t(\mathbf{x})$ and an exploration term $\sigma_t(\mathbf{x})$ weighted by some scalar $\beta_t^{1/2}$. Finding an additive decomposition for GP-UCB is hard, because this additive decomposition allows $\mu_t(\mathbf{x})$ to be expressed as a sum, but not $\sigma_t(\mathbf{x})$. To circumvent this caveat, [6] proposed to apply GP-UCB to each factor of the additive decomposition of f , with $\varphi_t^{(i)} = \mu_t^{(i)} + \beta_t^{1/2} \sigma_t^{(i)}$. Then, they proved that their algorithm ADD-GPUCB offers no-regret performance by taking $\sum_{i=1}^n \varphi_t^{(i)} = \mu_t + \beta_t^{1/2} \sum_{i=1}^n \sigma_t^{(i)}$ as the acquisition function. Although the exploitation term μ_t is preserved, the exploration term is now overweighted since $\sum_{i=1}^n \sigma_t^{(i)} \geq \sqrt{\sum_{i=1}^n (\sigma_t^{(i)})^2} = \sigma_t$. To reach better empirical performance, one could look for a tighter additive upper bound of σ_t^2 . This is the purpose of this section.

In a given factor graph, a factor node i can access information about another factor node if they share a common variable node j (see Figure 3 in Appendix A). We gather all the indices of the factor nodes that share at least one variable node with the factor node i in $\mathcal{N}_i = \cup_{j \in \mathcal{V}_i} \mathcal{F}_j$. Then, we propose the following approximation for $\sigma_t(\mathbf{x})$:

$$\sum_{i=1}^n \sqrt{\sum_{k \in \mathcal{N}_i} \frac{(\sigma_t^{(k)}(\mathbf{x}_{\mathcal{V}_k}))^2}{|\mathcal{N}_k|^2}}. \quad (6)$$

On the one hand, this approximation is exact and equal to $\sigma_t(\mathbf{x})$ for a complete factor graph (*i.e.*, $\forall i \in \llbracket 1, n \rrbracket, |\mathcal{N}_i| = n$). On the other hand, given a decomposition made only of one-dimensional factors with orthogonal domains (*i.e.*, $\forall i \in \llbracket 1, n \rrbracket, |\mathcal{N}_i| = 1$), it boils down to the approximation proposed by [6], that is, $\sum_{i=1}^n \sigma_t^{(i)}(\mathbf{x}_{\mathcal{V}_i})$. A benefit of approximation (6) is to better exploit the structure of the factor graph. Indeed, the following result shows that (6) is a tighter upper bound of $\sigma_t(\mathbf{x})$ than the one proposed in [6].

Theorem 3.5. *Let Assumptions 3.1 and 3.2 hold. Then, for any factor graph and any $\mathbf{x} \in \mathcal{D}$,*

$$\sigma_t(\mathbf{x}) \leq \sum_{i=1}^n \sqrt{\sum_{k \in \mathcal{N}_i} \frac{(\sigma_t^{(k)}(\mathbf{x}_{\mathcal{V}_k}))^2}{|\mathcal{N}_k|^2}} \leq \sum_{i=1}^n \sigma_t^{(i)}(\mathbf{x}_{\mathcal{V}_i}). \quad (7)$$

From the bounds of Theorem 3.5, one can expect the acquisition function

$$\varphi_t(\mathbf{x}) = \mu_t(\mathbf{x}) + \beta_t^{\frac{1}{2}} \sum_{i=1}^n \sqrt{\sum_{k \in \mathcal{N}_i} \frac{(\sigma_t^{(k)}(\mathbf{x}_{\mathcal{V}_k}))^2}{|\mathcal{N}_k|^2}} \quad (8)$$

to be less prone to over-exploration, and hence that a BO algorithm using (8) as acquisition function to behave more like GP-UCB than ADD-GPUCB or DEC-HBO. Note that (8) has a natural additive decomposition $\sum_{i=1}^n \varphi_t^{(i)}(\mathbf{x}_{\mathcal{V}_i})$ with

$$\varphi_t^{(i)}(\mathbf{x}_{\mathcal{V}_i}) = \mu_t^{(i)}(\mathbf{x}_{\mathcal{V}_i}) + \beta_t^{\frac{1}{2}} \sqrt{\frac{(\sigma_t^{(i)}(\mathbf{x}_{\mathcal{V}_i}))^2}{|\mathcal{N}_i|^2}} + c_i \quad (9)$$

where $c_i = \sum_{\substack{k \in \mathcal{N}_i \\ k \neq i}} \frac{(\sigma_t^{(k)}(\mathbf{x}_{\mathcal{V}_k}))^2}{|\mathcal{N}_k|^2}$ can be computed by the factor node i thanks to message-passing with its associated variable nodes in \mathcal{V}_i .

4 DuMBO

In this section, we describe DuMBO, a BO algorithm that exploits the results from Section 3 to find $\arg \max_{\mathbf{x} \in \mathcal{D}} \sum_{i=1}^n \varphi_t^{(i)}(\mathbf{x}_{\mathcal{V}_i})$. Optimizing $\varphi_t(\mathbf{x}) = \sum_{i=1}^n \varphi_t^{(i)}(\mathbf{x}_{\mathcal{V}_i})$ while ensuring the consistency between shared input components is equivalent to solving the constrained optimization problem

$$\max \sum_{i=1}^n \varphi_t^{(i)}(\mathbf{x}^{(i)}) \text{ such that } \mathbf{x}_{\mathcal{V}_i \cap \mathcal{V}_j}^{(i)} = \mathbf{x}_{\mathcal{V}_i \cap \mathcal{V}_j}^{(j)}, \forall i, j \in \llbracket 1, n \rrbracket \quad (10)$$

with $\mathbf{x}^{(1)}, \dots, \mathbf{x}^{(n)}$ being the inputs (whose dimension indices are respectively listed in $\mathcal{V}_1, \dots, \mathcal{V}_n$) of the factor functions $\varphi_t^{(1)}, \dots, \varphi_t^{(n)}$.

To simplify the expression of the equality constraints given in (10), we introduce a global consensus variable $\bar{\mathbf{x}} \in \mathcal{D}$ and we reformulate the optimization problem as

$$\max \sum_{i=1}^n \varphi_t^{(i)}(\mathbf{x}^{(i)}) \text{ such that } \mathbf{x}^{(i)} = \bar{\mathbf{x}}_{\mathcal{V}_i}, \forall i \in \llbracket 1, n \rrbracket. \quad (11)$$

We now turn the problem (11) into an unconstrained optimization problem by considering its augmented Lagrangian $\mathcal{L}_\eta(\mathbf{x}^{(1)}, \dots, \mathbf{x}^{(n)}, \bar{\mathbf{x}}, \boldsymbol{\lambda})$:

$$\mathcal{L}_\eta = \sum_{i=1}^n \varphi_t^{(i)}(\mathbf{x}^{(i)}) - \boldsymbol{\lambda}^{(i)\top} (\mathbf{x}^{(i)} - \bar{\mathbf{x}}_{\mathcal{V}_i}) - \frac{\eta}{2} \|\mathbf{x}^{(i)} - \bar{\mathbf{x}}_{\mathcal{V}_i}\|_2^2 \quad (12)$$

with $\boldsymbol{\lambda}_k^{(i)}$ a column vector of dual variables with $|\mathcal{V}_i|$ components and a hyperparameter $\eta > 0$, which can be set dynamically following the procedure detailed in [32].

To maximize (12), we consider the Alternating Direction Method of Multipliers (ADMM), proposed by [33]. We now describe how we apply ADMM to our problem and present some relevant well-known results. For further details, please refer to [32].

ADMM is an iterative method that proposes, at iteration k , to solve sequentially the problems

$$\mathbf{x}_{k+1}^{(1)} = \arg \max_{\mathbf{x}^{(1)}} \mathcal{L}(\mathbf{x}^{(1)}, \dots, \mathbf{x}_k^{(n)}, \bar{\mathbf{x}}_k, \boldsymbol{\lambda}_k)$$

⋮

$$\mathbf{x}_{k+1}^{(n)} = \arg \max_{\mathbf{x}^{(n)}} \mathcal{L}(\mathbf{x}_{k+1}^{(1)}, \dots, \mathbf{x}_{k+1}^{(n-1)}, \mathbf{x}^{(n)}, \bar{\mathbf{x}}_k, \boldsymbol{\lambda}_k)$$

$$\bar{\mathbf{x}}_{k+1} = \arg \max_{\bar{\mathbf{x}}} \mathcal{L}(\mathbf{x}_{k+1}^{(1)}, \dots, \mathbf{x}_{k+1}^{(n)}, \bar{\mathbf{x}}, \boldsymbol{\lambda}_k) \quad (13)$$

$$\boldsymbol{\lambda}_{k+1} = \arg \max_{\boldsymbol{\lambda}} \mathcal{L}(\mathbf{x}_{k+1}^{(1)}, \dots, \mathbf{x}_{k+1}^{(n)}, \bar{\mathbf{x}}_{k+1}, \boldsymbol{\lambda}). \quad (14)$$

Note that $\mathbf{x}_{k+1}^{(1)}, \dots, \mathbf{x}_{k+1}^{(n)}$ can be found concurrently by each factor node of the factor graph of f . We propose to proceed by gradient ascent (e.g. with ADAM [34]) of

$$\mathcal{L}_\eta^{(i)} = \varphi_t^{(i)}(\mathbf{x}^{(i)}) - \boldsymbol{\lambda}^{(i)\top} (\mathbf{x}^{(i)} - \bar{\mathbf{x}}_{\mathcal{V}_i}) - \frac{\eta}{2} \|\mathbf{x}^{(i)} - \bar{\mathbf{x}}_{\mathcal{V}_i}\|_2^2. \quad (15)$$

Next, each factor node i sends $\left(\mathbf{x}_{k+1}^{(i)}, \frac{(\sigma_t^{(i)}(\mathbf{x}_{k+1}^{(i)}))^2}{|\mathcal{N}_i|^2} \right)$ to its variable nodes in \mathcal{V}_i . Each variable node j uses the received data to compute (13) and (14). In fact, if $\forall i \in \llbracket 1, n \rrbracket, \sum_{j \in \mathcal{F}_i} \lambda_{0,i}^{(j)} = 0$, it is known (see [32]) that the closed-forms for (13) and (14) are

$$\bar{\mathbf{x}}_{k+1} = \left(\frac{1}{|\mathcal{F}_i|} \sum_{j \in \mathcal{F}_i} \mathbf{x}_{k+1,i}^{(j)} \right)_{i \in \llbracket 1, d \rrbracket} \quad (16)$$

$$\boldsymbol{\lambda}_{k+1} = \left(\boldsymbol{\lambda}_k^{(i)} + \eta \left(\mathbf{x}_{k+1}^{(i)} - \bar{\mathbf{x}}_{k+1, \mathcal{V}_i} \right) \right)_{i \in \llbracket 1, n \rrbracket}. \quad (17)$$

Finally, each variable node j sends $(\lambda_{k+1}^{(j)}, \bar{x}_{k+1,j})$ as well as $\left(\frac{(\sigma_t^{(l)}(\mathbf{x}_{k+1}^{(l)}))^2}{|\mathcal{N}_l|^2}\right)_{l \in \mathcal{F}_j}$ to its factor

node i , $i \in \mathcal{F}_j$. This allows each factor node i to update its dual variables $\lambda^{(i)}$ as well as the value of term c_i in (9).

These results describe a fully decentralized message-passing algorithm, called DuMBO, which can run on the factor graph of f . The detailed algorithm (Algorithm 1), as well as a discussion about its time complexity, are provided in Appendix E. Since DuMBO relies on ADMM to maximize φ_t , let us briefly discuss its maximization guarantees. It is well known that ADMM converges towards the global maximum of a convex φ_t . ADMM has also demonstrated very good performance at optimizing non-convex functions [35–37]. This is explained by recent works such as [38], which extends the global maximization guarantee of ADMM to the class \mathcal{C} of *restricted prox-regular* functions that satisfy the Kurdyka-Lojasiewicz condition. We demonstrate that the acquisition function φ_t simultaneously satisfies these conditions in the next section.

5 Asymptotic Optimality

In this section, we demonstrate the asymptotic optimality of DuMBO. First, we prove that, at each iteration, ADMM is always able to globally maximize the acquisition function φ_t with Theorem 5.1. Then, we demonstrate that DuMBO has a lower immediate regret than another asymptotically optimal BO algorithm with Theorem 5.2. With these two theorems, we establish the asymptotical optimality of DuMBO, stated in Corollary 5.3.

Let us start with the global maximization guarantee of ADMM, whose proof can be found in Appendix F.

Theorem 5.1. *Under Assumption 3.3, $\forall i \in \llbracket 1, n \rrbracket$, $\varphi_t^{(i)}$ (see (9)) is a restricted-prox regular function. Furthermore, the augmented Lagrangian \mathcal{L}_η (see (12)) is a Kurdyka-Lojasiewicz (KL) function.*

Now that we have the guarantee that φ_t is always maximized, we can properly establish the asymptotic optimality of DuMBO. We start by providing an upper bound on its immediate regret $r_t = f(\mathbf{x}^*) - f(\mathbf{x}_t)$ for a finite, discrete domain \mathcal{D} . Its proof can be found in Appendix G.

Theorem 5.2. *Let $r_t = f(\mathbf{x}^*) - f(\mathbf{x}^t)$ denote the immediate regret of DuMBO. Let $\delta \in (0, 1)$ and $\beta_t = 2 \log\left(\frac{|\mathcal{D}|\pi^2 t^2}{6\delta}\right)$. Then $\forall t \in \mathbb{N}$, with probability at least $1 - \delta$,*

$$r_t \leq 2\beta_t^{\frac{1}{2}} \sum_{i=1}^n \sqrt{\sum_{k \in \mathcal{N}_i} \frac{(\sigma_t^{(k)}(\mathbf{x}_{\mathcal{V}_k}))^2}{|\mathcal{N}_k|^2}}, \quad (18)$$

We demonstrate the asymptotic optimality of DuMBO by piggybacking on the asymptotic optimality of DEC-HBO [7]. The latter is a decomposing BO algorithm with an immediate regret bound of $2\beta_t^{1/2} \sum_{i=1}^n \sigma_t^{(i)}(\mathbf{x}^t)$ over a finite, discrete domain (see Theorem 1 in [7]). Interestingly, Theorem 3.5 directly implies that the immediate regret bound (18) is lower than the immediate regret bound of DEC-HBO. As a consequence, the immediate regret of DuMBO is bounded above by the regret bound of DEC-HBO. This allows us to rely on proofs in [7] to establish some properties of DuMBO. In particular, DEC-HBO is provably asymptotically optimal whether the domain \mathcal{D} is discrete or continuous (see Theorems 2 and 3 in [7]). These results rely on their immediate regret bound over a finite, discrete domain. Hence, they directly apply to DuMBO as well and yield the following corollary.

Corollary 5.3. *Let $\delta \in (0, 1)$ and $R_t = \sum_{k=1}^t r_k$ denote the cumulative regret of DuMBO. Then, with probability at least $1 - \delta$, there exists a monotonically increasing sequence $\{\beta_t\}_t$ such that $\beta_t \in \mathcal{O}(\log t)$ and $\lim_{t \rightarrow +\infty} R_t/t = 0$.*

6 Performance Experiments

In this section, we detail the experiments carried out to evaluate the empirical performance of DuMBO. Our benchmark comprises four synthetic functions and three real-world experiments. We

Table 2: Comparison of eight state-of-the-art solutions against two different versions of DuMBO on synthetic and real-world problems. Decomposing BO algorithms can be identified with the prefix "(+)". The reported metrics are the minimal regret attained for the synthetic functions, and the average negative reward for the real-world problems. The significantly best performance metrics among all the strategies are written in **bold text**, and the significantly best among the strategies that do not have access to the additive decomposition are underlined.

Algorithm	Synthetic Functions ($d-\bar{d}$)				Real-World Problems ($d-\bar{d}$)		
	SHC (2-2)	Hartmann (6-6)	Powell (24-4)	Rastrigin (100-5)	Cosmo (9-)	WLAN (12-6)	Rover (60-)
<i>Unknown Add. Dec.</i>							
SAASBO	0.013	0.89	3,901	1,073	16.55	-116.40	10.82
TuRBO	0.322	1.89	667	1,109	<u>5.82</u>	-118.39	<u>7.01</u>
LineBO	0.016	0.69	4,830	1,388	<u>5.90</u>	-118.68	8.24
MS-UCB	0.012	0.80	22,271	1,455	<u>5.87</u>	-117.95	7.65
(+) ADD-GPUCB	0.102	1.29	11,760	N/A	7.46	-119.05	26.57
(+) DEC-HBO	0.005	1.47	7,937	N/A	14.90	-116.58	10.07
(+) DuMBO	<u>0.006</u>	0.54	<u>496</u>	<u>986</u>	5.86	<u>-120.67</u>	6.38
<i>Known Add. Dec.</i>							
(+) ADD-DuMBO	0.009	0.53	469	678	N/A	-121.11	N/A

consider two state-of-the-art decomposing BO algorithms: ADD-GPUCB [6] that assumes $\bar{d} = 1$, and DEC-HBO [7] for which, similarly to its authors in their empirical evaluation, we assume $\bar{d} \leq 3$. We also consider four state-of-the-art BO algorithms that do not assume an additive decomposition of the objective function: TuRBO [13], SAASBO [16], LineBO [17] and MS-UCB [20] with its hyperparameter $\alpha = 0$. We compare these eight algorithms with two versions of the proposed algorithm: DuMBO that must systematically infer an additive decomposition of f (see Appendix B) and ADD-DuMBO that, conversely, can observe the true decomposition of f if it exists (see Appendix C). Finally, note that we chose a Matérn kernel (with its hyperparameter $\nu = 5/2$) for each GP involved in these experiments.

Since BO is often used in the optimization of expensive black-box functions, we are interested in the ability of each algorithm at obtaining good performance in a small number of iterations. Also, to strengthen our results, each experiment is replicated 5 independent times. Table 2 gathers the averaged results that were obtained. Additionally, we made wall-clock time measurements on some experiments and we discuss them in Appendix J.

6.1 Optimizing Synthetic Functions

In this section, we compare the eight BO algorithms mentioned above using four synthetic functions: the 2d Six-Hump Camel (SHC), the 6d Hartmann, the 24d Powell and the 100d Rastrigin. A detailed description of the synthetic functions, as well as the complete set of figures depicting the performance of the BO algorithms can be found in Appendix H.

Figure 1(a) reports the minimal regrets of the algorithms on the Powell function, where $d = 24$ and the MFS $\bar{d} = 4$. Observe that the two decomposing algorithms, ADD-GPUCB and DEC-HBO, obtain the worst minimal regrets. This is because they infer an additive decomposition of f based on an assumption on the MFS, that is $\bar{d} \leq 3$ when actually $\bar{d} = 4$. Conversely, DuMBO, which does not make any restrictive assumption on \bar{d} , manages to rapidly achieve a low regret by inferring an efficient additive decomposition of f . DuMBO also outperforms SAASBO, TuRBO, LineBO and MS-UCB. Finally, Figure 1(a) shows that, when given access to the true additive decomposition of f , ADD-DuMBO achieves its lowest regret in a lower number of iterations. Similar results were obtained with the optimization of other synthetic functions (see Appendix H). Finally, note that among all the BO algorithms tested in the experiments, the two versions of DuMBO are the only ones able to properly infer and/or exploit the additive decomposition of f given its large MFS.

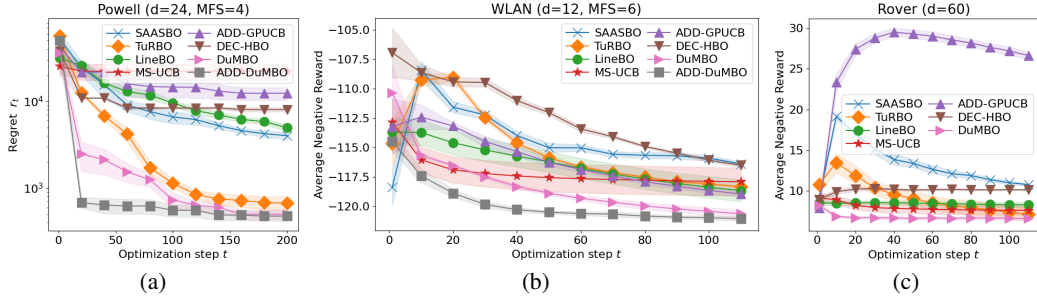


Figure 1: Performance achieved by the BO algorithms listed in Section 6 for (a) the 24d Powell synthetic function, (b) the optimization of the Shannon capacity in a WLAN and (c) the trajectory planning of a rover. The shaded areas indicate the standard error intervals.

6.2 Solving Real-World Problems

We consider three real-world problems: (a) fine-tuning some cosmological constants to maximize the likelihood of observed astronomical data (Cosmo), (b) controlling the power of devices in a Wireless Local Area Network (WLAN) to maximize its Shannon capacity [39] and (c) the trajectory planning of a rover (Rover). The problems, along with a complete set of figures depicting the performance of the tested BO algorithms, are discussed in details in Appendix I.

Figures 1(b) and 1(c) depict the performance of the BO algorithms on problems (b) and (c), where $d = 12$ and 60 , respectively. Figure 1(b) shows that DuMBO is able to significantly outperform every other state-of-the-art BO algorithm. Additionally, and similarly to what was observed with Figure 1(a), Figure 1(b) suggests that having access, and being able to handle additive decompositions with large MFS, is a significant advantage. As a matter of fact, this allows to outperform BO algorithms that are unable to exploit this additional information. Figure 1(c) exhibits patterns similar to Figure 1(a): ADD-GPUCB and DEC-HBO fail to infer an adequate additive decomposition because of their restrictive MFS assumptions. In contrast, DuMBO, which does not make such an assumption on the size of the MFS, achieves the best performance along with TuRBO. Note that ADD-DuMBO is not evaluated on problem (c) since its objective function is not additive.

7 Conclusion

In this article, we showed that it is possible to completely relax the restrictive assumptions of low-MFS in the additive decomposition of f without weakening the asymptotic optimality guarantees of decomposing BO algorithms. This allows BO algorithms to simultaneously keep their no-regret property and infer a complex additive decomposition of the objective function f , or directly exploit it when it is available. To illustrate the effectiveness of such design choices, we proposed DuMBO, an asymptotically optimal decentralized BO algorithm that optimizes f using a tighter decentralized approximation of GP-UCB that requires less exploration than the previously proposed approximations. As demonstrated by Sections 5 and 6, DuMBO is a no-regret, competitive alternative to state-of-the-art BO algorithms, able to optimize complex objective functions in a small number of iterations. Compared to other decomposing algorithms, such as ADD-GPUCB and DEC-HBO, DuMBO brings a significant improvement, particularly when the decomposition of f has a large MFS with numerous factors.

For future work, we plan to extend DuMBO to batch mode [40, 41] and to apply it to suitable technological contexts such as computer networks [28], UAVs [30] or within a robots team [42].

Acknowledgements

This work was supported by the EDIC doctoral program of EPFL and the LABEX MILYON (ANR-10-LABX-0070) of Université de Lyon, within the program “Investissements d’Avenir” (ANR-11-IDEX-0007) operated by the French National Research Agency (ANR).

References

- [1] James Bergstra, Daniel Yamins, and David Cox. Making a science of model search: Hyperparameter optimization in hundreds of dimensions for vision architectures. In *International conference on machine learning*, pages 115–123. PMLR, 2013.
- [2] Daniel Lizotte, Tao Wang, Michael Bowling, and Dale Schuurmans. Automatic gait optimization with gaussian process regression. In *Proceedings of the 20th International Joint Conference on Artificial Intelligence, IJCAI'07*, page 944–949, San Francisco, CA, USA, 2007. Morgan Kaufmann Publishers Inc.
- [3] Gregory Hornby, Al Globus, Derek Linden, and Jason Lohn. Automated antenna design with evolutionary algorithms. In *American Institute of Aeronautics and Astronautics*, 2006.
- [4] Javier González, Joseph Longworth, David C. James, and Neil D. Lawrence. Bayesian optimization for synthetic gene design. In *NIPS Workshop on Bayesian Optimization in Academia and Industry*, 2014.
- [5] Ziyu Wang, Frank Hutter, Masrour Zoghi, David Matheson, and Nando de Freitas. Bayesian optimization in high-dimensions via random embeddings. In *Proceedings of the Twenty-Third International Joint Conference on Artificial Intelligence*, 2013.
- [6] Kirthevasan Kandasamy, Jeff Schneider, and Barnabas Poczos. High dimensional bayesian optimisation and bandits via additive models. In *Proceedings of the 32nd International Conference on Machine Learning*, volume 37 of *Proceedings of Machine Learning Research*, pages 295–304, Lille, France, 07–09 Jul 2015. PMLR.
- [7] Trong Nghia Hoang, Quang Minh Hoang, Ruofei Ouyang, and Kian Hsiang Low. Decentralized high-dimensional bayesian optimization with factor graphs. In *Proceedings of the Thirty-Second AAAI Conference on Artificial Intelligence and Thirtieth Innovative Applications of Artificial Intelligence Conference and Eighth AAAI Symposium on Educational Advances in Artificial Intelligence, AAAI'18/IAAI'18/EAAI'18*. AAAI Press, 2018.
- [8] Mojmir Mutny and Andreas Krause. Efficient high dimensional bayesian optimization with additivity and quadrature fourier features. In *Advances in Neural Information Processing Systems*, volume 31. Curran Associates, Inc., 2018.
- [9] Niranjan Srinivas, Andreas Krause, Sham M. Kakade, and Matthias W. Seeger. Information-theoretic regret bounds for gaussian process optimization in the bandit setting. *IEEE Transactions on Information Theory*, 58(5):3250–3265, 2012.
- [10] Donald R. Jones, Matthias Schonlau, and William J. Welch. Efficient global optimization of expensive black-box functions. *Journal of Global optimization*, 13(4):455–492, 1998.
- [11] Jonas Mockus. Application of bayesian approach to numerical methods of global and stochastic optimization. *Journal of Global Optimization*, 4:347–365, 1994.
- [12] Peter Auer. Using confidence bounds for exploitation-exploration trade-offs. *J. Mach. Learn. Res.*, 3:397–422, mar 2003.
- [13] David Eriksson, Michael Pearce, Jacob Gardner, Ryan D Turner, and Matthias Poloczek. Scalable global optimization via local bayesian optimization. In *Advances in Neural Information Processing Systems*, volume 32. Curran Associates, Inc., 2019.
- [14] Ziyu Wang, Frank Hutter, Masrour Zoghi, David Matheson, and Nando De Freitas. Bayesian optimization in a billion dimensions via random embeddings. *Journal of Artificial Intelligence Research*, 55:361–387, 2016.
- [15] Ben Letham, Roberto Calandra, Akshara Rai, and Eytan Bakshy. Re-examining linear embeddings for high-dimensional bayesian optimization. *Advances in neural information processing systems*, 33:1546–1558, 2020.

- [16] David Eriksson and Martin Jankowiak. High-dimensional Bayesian optimization with sparse axis-aligned subspaces. In *Proceedings of the Thirty-Seventh Conference on Uncertainty in Artificial Intelligence*, volume 161 of *Proceedings of Machine Learning Research*, pages 493–503. PMLR, 27–30 Jul 2021.
- [17] Johannes Kirschner, Mojmir Mutny, Nicole Hiller, Rasmus Ischebeck, and Andreas Krause. Adaptive and safe bayesian optimization in high dimensions via one-dimensional subspaces. In *International Conference on Machine Learning*, pages 3429–3438. PMLR, 2019.
- [18] Rafael Gómez-Bombarelli, Jennifer N Wei, David Duvenaud, José Miguel Hernández-Lobato, Benjamín Sánchez-Lengeling, Dennis Sheberla, Jorge Aguilera-Iparraguirre, Timothy D Hirzel, Ryan P Adams, and Alán Aspuru-Guzik. Automatic chemical design using a data-driven continuous representation of molecules. *ACS central science*, 4(2):268–276, 2018.
- [19] Riccardo Moriconi, Marc Peter Deisenroth, and KS Sesh Kumar. High-dimensional bayesian optimization using low-dimensional feature spaces. *Machine Learning*, 109(9):1925–1943, 2020.
- [20] Sunil Gupta, Santu Rana, Svetha Venkatesh, et al. Trading convergence rate with computational budget in high dimensional bayesian optimization. In *Proceedings of the AAAI Conference on Artificial Intelligence*, volume 34, pages 2425–2432, 2020.
- [21] Cheng Li, Sunil Gupta, Santu Rana, Vu Nguyen, Svetha Venkatesh, and Alistair Shilton. High dimensional bayesian optimization using dropout. In *Proceedings of the Twenty-Sixth International Joint Conference on Artificial Intelligence, IJCAI-17*, pages 2096–2102, 2017.
- [22] Lei Song, Ke Xue, Xiaobin Huang, and Chao Qian. Monte carlo tree search based variable selection for high dimensional bayesian optimization. In *Advances in Neural Information Processing Systems*, 2022.
- [23] Zi Wang and Stefanie Jegelka. Max-value entropy search for efficient Bayesian optimization. In *Proceedings of the 34th International Conference on Machine Learning*, volume 70 of *Proceedings of Machine Learning Research*, pages 3627–3635. PMLR, 06–11 Aug 2017.
- [24] Juliusz Krzysztof Ziomek and Haitham Bou Ammar. Are random decompositions all we need in high dimensional bayesian optimisation? In *International Conference on Machine Learning*, pages 43347–43368. PMLR, 2023.
- [25] Alex Rogers, Alessandro Farinelli, Ruben Stranders, and Nicholas R Jennings. Bounded approximate decentralised coordination via the max-sum algorithm. *Artificial Intelligence*, 175(2):730–759, 2011.
- [26] Christopher KI Williams and Carl Edward Rasmussen. *Gaussian processes for machine learning*, volume 2. MIT press Cambridge, MA, 2006.
- [27] Jacob Gardner, Chuan Guo, Kilian Weinberger, Roman Garnett, and Roger Grosse. Discovering and exploiting additive structure for bayesian optimization. In *Artificial Intelligence and Statistics*, pages 1311–1319. PMLR, 2017.
- [28] Anthony Bardou and Thomas Begin. Inspire: Distributed bayesian optimization for improving spatial reuse in dense wlans. In *Proceedings of the 25th International ACM Conference on Modeling Analysis and Simulation of Wireless and Mobile Systems*, pages 133–142, 2022.
- [29] Mathieu Bourdeau, Xiao qiang Zhai, Elyes Nefzaoui, Xiaofeng Guo, and Patrice Chatellier. Modeling and forecasting building energy consumption: A review of data-driven techniques. *Sustainable Cities and Society*, 48:101533, 2019.
- [30] Lifeng Xie, Jie Xu, and Rui Zhang. Throughput maximization for uav-enabled wireless powered communication networks. *IEEE Internet of Things Journal*, 6(2):1690–1703, 2018.
- [31] Kai Wang, Bryan Wilder, Sze-chuan Suen, Bistra Dilkina, and Milind Tambe. Improving gp-ucb algorithm by harnessing decomposed feedback. In *Machine Learning and Knowledge Discovery in Databases*, pages 555–569, Cham, 2020. Springer International Publishing.

- [32] Stephen Boyd, Neal Parikh, Eric Chu, Borja Peleato, and Jonathan Eckstein. *Distributed Optimization and Statistical Learning via the Alternating Direction Method of Multipliers*. Now Foundations and Trends, 2011.
- [33] Daniel Gabay and Bertrand Mercier. A dual algorithm for the solution of nonlinear variational problems via finite element approximation. *Computers & Mathematics with Applications*, 2(1):17–40, 1976.
- [34] Diederik P. Kingma and Jimmy Ba. Adam: A method for stochastic optimization. In *3rd International Conference on Learning Representations, ICLR 2015, San Diego, CA, USA, May 7-9, 2015, Conference Track Proceedings*, 2015.
- [35] Athanasios P Liavas and Nicholas D Sidiropoulos. Parallel algorithms for constrained tensor factorization via alternating direction method of multipliers. *IEEE Transactions on Signal Processing*, 63(20):5450–5463, 2015.
- [36] Rongjie Lai and Stanley Osher. A splitting method for orthogonality constrained problems. *Journal of Scientific Computing*, 58(2):431–449, 2014.
- [37] Rick Chartrand and Brendt Wohlberg. A nonconvex admm algorithm for group sparsity with sparse groups. In *2013 IEEE international conference on acoustics, speech and signal processing*, pages 6009–6013. IEEE, 2013.
- [38] Yu Wang, Wotao Yin, and Jinshan Zeng. Global convergence of admm in nonconvex nonsmooth optimization. *J. Sci. Comput.*, 78(1):29–63, jan 2019.
- [39] JHB Kemperman. On the shannon capacity of an arbitrary channel. In *Indagationes Mathematicae (Proceedings)*, volume 77, pages 101–115. North-Holland, 1974.
- [40] Cheng Li, Paul Resnick, and Qiaozhu Mei. Multiple queries as bandit arms. In *Proceedings of the 25th ACM International on Conference on Information and Knowledge Management*, pages 1089–1098, 2016.
- [41] Erik A. Daxberger and Bryan Kian Hsiang Low. Distributed batch Gaussian process optimization. In *Proceedings of the 34th International Conference on Machine Learning*, volume 70 of *Proceedings of Machine Learning Research*, pages 951–960. PMLR, 06–11 Aug 2017.
- [42] Jie Chen, Kian Hsiang Low, and Colin Keng-Yan Tan. Gaussian process-based decentralized data fusion and active sensing for mobility-on-demand system. *arXiv preprint arXiv:1306.1491*, 2013.
- [43] Zi Wang, Chengtao Li, Stefanie Jegelka, and Pushmeet Kohli. Batched high-dimensional Bayesian optimization via structural kernel learning. In *Proceedings of the 34th International Conference on Machine Learning*, volume 70 of *Proceedings of Machine Learning Research*, pages 3656–3664. PMLR, 06–11 Aug 2017.
- [44] Xiaoyu Lu, Alexis Boukouvalas, and James Hensman. Additive gaussian processes revisited. In *International Conference on Machine Learning*, pages 14358–14383. PMLR, 2022.
- [45] Nicolas Durrande, David Ginsbourger, and Olivier Roustant. Additive covariance kernels for high-dimensional gaussian process modeling. In *Annales de la Faculté des sciences de Toulouse: Mathématiques*, volume 21, pages 481–499, 2012.
- [46] David K Duvenaud, Hannes Nickisch, and Carl Rasmussen. Additive gaussian processes. *Advances in neural information processing systems*, 24, 2011.
- [47] Christian Robert, George Casella, Christian P Robert, and George Casella. Metropolis–hastings algorithms. *Introducing Monte Carlo Methods with R*, pages 167–197, 2010.
- [48] Yuege Xie, Xiaoxia Wu, and Rachel Ward. Linear convergence of adaptive stochastic gradient descent. In *International conference on artificial intelligence and statistics*, pages 1475–1485. PMLR, 2020.

- [49] Hédý Attouch, Jérôme Bolte, Patrick Redont, and Antoine Soubeyran. Proximal alternating minimization and projection methods for nonconvex problems: An approach based on the kurdyka-lojasiewicz inequality. *Mathematics of operations research*, 35(2):438–457, 2010.
- [50] Krzysztof Kurdyka. On gradients of functions definable in o-minimal structures. In *Annales de l’institut Fourier*, volume 48, pages 769–783, 1998.
- [51] C.-H. Chuang, F. Prada, A. J. Cuesta, D. J. Eisenstein, E. Kazin, N. Padmanabhan, A. G. Sanchez, X. Xu, F. Beutler, M. Manera, D. J. Schlegel, D. P. Schneider, D. H. Weinberg, J. Brinkmann, J. R. Brownstein, and D. Thomas. The clustering of galaxies in the SDSS-III baryon oscillation spectroscopic survey: single-probe measurements and the strong power of $f(z)$ $\delta(z)$ on constraining dark energy. *Monthly Notices of the Royal Astronomical Society*, 433(4):3559–3571, jul 2013.
- [52] J. Zuntz, M. Paterno, E. Jennings, D. Rudd, A. Manzotti, S. Dodelson, S. Bridle, S. Sehrish, and J. Kowalkowski. CosmoSIS: Modular cosmological parameter estimation. *Astronomy and Computing*, 12:45–59, sep 2015.
- [53] The ns3 Project. The Network Simulator ns-3. <https://www.nsnam.org/>. Accessed: 2021-09-30.
- [54] Zi Wang, Clement Gehring, Pushmeet Kohli, and Stefanie Jegelka. Batched large-scale bayesian optimization in high-dimensional spaces. In *International Conference on Artificial Intelligence and Statistics*, pages 745–754. PMLR, 2018.

A Factor Graph

In this appendix, we provide an example of an additive decomposition and its associated factor graph. Consider the following additive decomposition

$$f(\mathbf{x}) = f^{(1)}(x_1, x_3) + f^{(2)}(x_2) + f^{(3)}(x_2, x_3) + f^{(4)}(x_1, x_3). \quad (19)$$

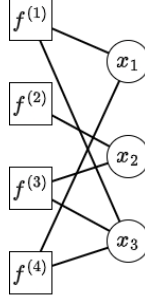


Figure 2: The factor graph of the decomposition (19). The factor nodes and variable nodes are depicted with squares and circles, respectively. In this decomposition, there are $n = 4$ factors and $d = 3$ variables.

The associated factor graph is shown in Figure 2. Observe for instance that, since the first factor f_1 exploits the first and third components of the input \mathbf{x} , the first factor node f_1 is connected to the first and third variable nodes x_1 and x_3 .

Using this graph, it is very easy to build \mathcal{V}_i ($1 \leq i \leq n$), the set of variable indices associated with a factor i . In fact, \mathcal{V}_i comprises the indices of the variable nodes connected to the factor node i . As an example, $\mathcal{V}_1 = \{1, 3\}$. Similarly, it is trivial to build \mathcal{F}_j ($1 \leq j \leq d$), the set of factor indices associated with a variable j . In fact, \mathcal{F}_j comprises the indices of the factor nodes connected to the variable node j . As an example, $\mathcal{F}_3 = \{1, 3, 4\}$ since factors f_1 , f_3 and f_4 exploit x_3 .

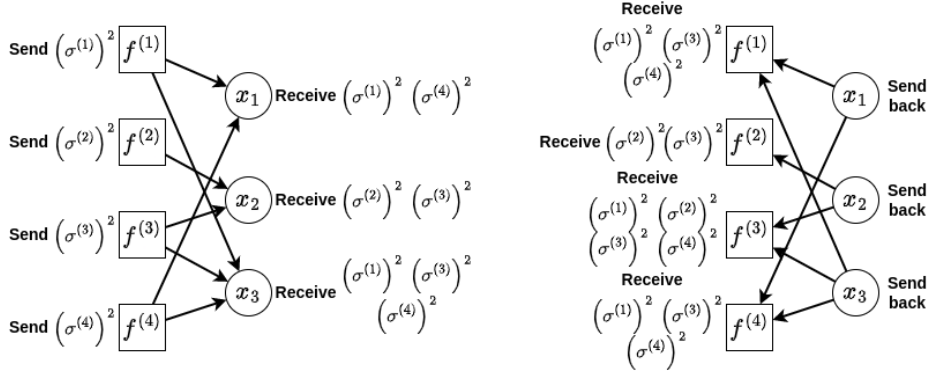


Figure 3: Message passing in the factor graph. (Left) The factor nodes compute their variance terms and send them to their variable nodes. Thus, each variable node j receives the variance terms of the factor nodes in \mathcal{F}_j . (Right) The variable nodes send all the collected variance terms to each of their factor nodes. Thus, each factor node i receives the variance terms of the factor nodes in $\mathcal{N}_i = \cup_{j \in \mathcal{V}_i} \mathcal{F}_j$.

In Section 3.3, we introduce a new set for a factor node i , denoted by \mathcal{N}_i , which is the set of indices of the factors that share at least one component of \mathbf{x} with the i th factor. \mathcal{N}_i can be easily built from the quantities $\{\mathcal{V}_i\}_{i \in \llbracket 1, n \rrbracket}$ and $\{\mathcal{F}_j\}_{j \in \llbracket 1, d \rrbracket}$ as $\mathcal{N}_i = \cup_{j \in \mathcal{V}_i} \mathcal{F}_j$. Note that, by construction, $i \in \mathcal{N}_i$. Using the factor graph in Figure 2 as an example, we can see that $\mathcal{N}_3 = \{2, 3, 4\}$. In practice, the sets $\{\mathcal{N}_i\}_{i \in \llbracket 1, n \rrbracket}$ can be computed with message-passing, as illustrated by Figure 3.

B Inference of the Additive Decomposition

Our decentralized algorithm requires an additive decomposition of the objective function f , as specified in Assumption 3.1 and exploited in Proposition 3.4. If the decomposition is known, it can be directly specified to DuMBO. If the decomposition is unknown, it can be inferred from the data [27, 43–45]. Also note that in a recent work, [24] showed that, in an adversarial context, using random decompositions is optimal on average. Since adversarial contexts are not the primary focus of this paper, we consider the approach introduced by [27], and we briefly discuss it in the following.

As in [7], let us associate each candidate additive decomposition \mathcal{A} with the kernel of an additive GP [46]. Given k candidates $\mathcal{A}_1, \dots, \mathcal{A}_k$, we reformulate the acquisition function φ_t as a weighted average with respect to the posterior of each candidate given the dataset $\mathcal{S} = \{(\mathbf{x}_i, y_i)\}_{i \in \llbracket 1, t \rrbracket}$ composed of the selected input queries and their observed noisy outputs, that is

$$\varphi_t(\mathbf{x}) = \sum_{i=1}^k p(\mathcal{A}_i | \mathcal{S}) \varphi_t^{\mathcal{A}_i}(\mathbf{x}) \quad (20)$$

$$= \sum_{i=1}^k p(\mathcal{A}_i | \mathcal{S}) \sum_{j=1}^{|\mathcal{A}_i|} \varphi_t^{(j)}(\mathbf{x}_{\mathcal{V}_j}) \quad (21)$$

$$\approx \frac{1}{k} \sum_{i=1}^k \sum_{j=1}^{|\mathcal{A}_i|} \varphi_t^{(j)}(\mathbf{x}_{\mathcal{V}_j}), \quad (22)$$

with $\varphi_t^{\mathcal{A}_i}$ our proposed acquisition function given the additive decomposition \mathcal{A}_i , $\varphi_t^{(j)}$ given by (9). (21) follows from (20) since the additive decomposition \mathcal{A}_i also provides an additive decomposition of our proposed acquisition function, and (22) follows from (21) as proposed by [27].

The candidates $\mathcal{A}_1, \dots, \mathcal{A}_k$ are sampled by Monte-Carlo Markov Chain (MCMC) with the Metropolis-Hastings algorithm [47], starting from the fully dependent decomposition $\mathcal{A}_0 = \{\{1, \dots, d\}\}$ at $t = 0$. When the decomposition is unknown, at each time step t , k promising decompositions are sampled by MCMC starting from the last sampled decomposition at time step $t - 1$, and (22) is maximized by our decentralized algorithm to find a promising input \mathbf{x} to query.

C Inference Formulas with Decomposed Output

The decentralized algorithm DuMBO requires an additive decomposition of the objective function f , but we do not assume that the corresponding decomposition of the output is observable. Nevertheless, as demonstrated by [31], having access to such a decomposed output improves the regression capabilities of the surrogate GP model, mostly by reducing the variance of its predictions. In this appendix, we derive the counterparts of the posterior mean (4) and the posterior variance (5) when the output decomposition of f is observable.

Observing the output decomposition of f means that f is now a function $\mathbb{R}^d \rightarrow \mathbb{R}^n$, where n is the number of factors in its additive decomposition. At time t , a BO algorithm has access to a $t \times n$ matrix \mathbf{Y} instead of a t -dimensional output vector \mathbf{y} , such that $\mathbf{Y}\mathbf{1} = \mathbf{y}$, where $\mathbf{1}$ is the n -dimensional all-1 vector.

Having access to the matrix \mathbf{Y} allows to train n different GPs instead of a single one with an additive kernel [46], so that the i th $\mathcal{GP}(0, k^{(i)}(\mathbf{x}_{\mathcal{V}_i}, \mathbf{x}'_{\mathcal{V}_i}))$ serves as a surrogate model only for the i th factor of the decomposition of f . To condition the i th GP, we consider the data set $\mathcal{S}_i = \left\{ \left(\mathbf{x}_{\mathcal{V}_i}^j, Y_{j,i} \right) \right\}_{j \in \llbracket 1, t \rrbracket}$. Given \mathcal{S}_i , the expressions of the posterior mean $\mu_{t+1}^{(i)}$ and the posterior variance $(\sigma_{t+1}^{(i)})^2$ are simple instances of the conditioned Gaussian distribution formulas, where

$$\mu_{t+1}^{(i)}(\mathbf{x}) = \mathbf{k}_{\mathbf{x}_{\mathcal{V}_i}}^{(i)\top} (\mathbf{K}^{(i)} + \sigma_i^2 \mathbf{I})^{-1} \mathbf{Y}_{:,i}, \quad (23)$$

$$(\sigma_{t+1}^{(i)}(\mathbf{x}))^2 = k^{(i)}(\mathbf{x}_{\mathcal{V}_i}, \mathbf{x}_{\mathcal{V}_i}) - \mathbf{k}_{\mathbf{x}_{\mathcal{V}_i}}^{(i)\top} (\mathbf{K}^{(i)} + \sigma_i^2 \mathbf{I})^{-1} \mathbf{k}_{\mathbf{x}_{\mathcal{V}_i}}^{(i)}, \quad (24)$$

with $\mathbf{Y}_{:i}$ the i th column of \mathbf{Y} , $t \times 1$ vectors $\mathbf{k}_{\mathbf{x}_{\mathcal{V}_i}}^{(i)} = (k^{(i)}(\mathbf{x}_{\mathcal{V}_i}, \mathbf{x}_{\mathcal{V}_i}^j))_{j \in \llbracket 1, t \rrbracket}$, $t \times t$ matrices $\mathbf{K}_{(i)} = (k^{(i)}(\mathbf{x}_{\mathcal{V}_i}^j, \mathbf{x}_{\mathcal{V}_i}^k))_{j, k \in \llbracket 1, t \rrbracket}$ and \mathbf{I} the $t \times t$ identity matrix.

Equations (23) and (24) differ from (4) and (5) mainly by their ability to exploit the inverse of the Gram matrix built only from the i th covariance function $k^{(i)}$, and of course, the outputs of the i th factor of the decomposition $\mathbf{Y}_{:i}$.

D Proposed Acquisition Function

In this appendix, we prove Theorem 3.5. Let us start by the following lemma.

Lemma D.1. *For all factor graphs and for all $\mathbf{x} \in \mathcal{D}$,*

$$\sum_{i=1}^n \sqrt{\sum_{k \in \mathcal{N}_i} \frac{(\sigma_t^{(k)}(\mathbf{x}_{\mathcal{V}_k}))^2}{|\mathcal{N}_k|^2}} \leq \sum_{i=1}^n \sigma_t^{(i)}(\mathbf{x}_{\mathcal{V}_i}). \quad (25)$$

Proof.

$$\sum_{i=1}^n \sqrt{\sum_{k \in \mathcal{N}_i} \frac{(\sigma_t^{(k)}(\mathbf{x}_{\mathcal{V}_k}))^2}{|\mathcal{N}_k|^2}} \leq \sum_{i=1}^n \sum_{k \in \mathcal{N}_i} \frac{\sigma_t^{(k)}(\mathbf{x}_{\mathcal{V}_k})}{|\mathcal{N}_k|} \quad (26)$$

$$\begin{aligned} &= \sum_{i=1}^n \sigma_t^{(i)}(\mathbf{x}_{\mathcal{V}_i}) \sum_{k \in \mathcal{N}_i} \frac{1}{|\mathcal{N}_i|} \\ &= \sum_{i=1}^n \sigma_t^{(i)}(\mathbf{x}_{\mathcal{V}_i}). \end{aligned} \quad (27)$$

Equation (26) comes from a simple application of the triangle inequality with the euclidean norm. Equation (27) follows by construction of each \mathcal{N}_k , as the term $\frac{\sigma_t^{(k)}(\mathbf{x}_{\mathcal{V}_k})}{|\mathcal{N}_k|}$ appears exactly $|\mathcal{N}_k|$ times within the double sum of the RHS (right hand side) of (26). This concludes the proof. \square

Now, let us prove the second lemma that leads to Theorem 3.5.

Lemma D.2. *For all factor graphs and for all $\mathbf{x} \in \mathcal{D}$,*

$$\sigma_t(\mathbf{x}) \leq \sum_{i=1}^n \sqrt{\sum_{k \in \mathcal{N}_i} \frac{(\sigma_t^{(k)}(\mathbf{x}_{\mathcal{V}_k}))^2}{|\mathcal{N}_k|^2}}. \quad (28)$$

Proof. First, let us denote the LHS (left hand side) of (28) by $L(\sigma_t^{(1)}, \dots, \sigma_t^{(n)})$ and the RHS (right hand side) of (28) by $R(\sigma_t^{(1)}, \dots, \sigma_t^{(n)})$. Note that the arguments of the variance terms have been omitted for the sake of simplicity. Next, let us differentiate both L and R with respect to each variance term $(\sigma_t^{(k)})^2$. We find

$$\frac{\partial L}{\partial (\sigma_t^{(k)})^2} = \frac{1}{2\sqrt{\sum_{i=1}^n (\sigma_t^{(i)})^2}}, \quad (29)$$

$$\frac{\partial R}{\partial (\sigma_t^{(k)})^2} = \sum_{i \in \mathcal{N}_k} \frac{1}{2|\mathcal{N}_k|^2 \sqrt{\sum_{j \in \mathcal{N}_i} \frac{(\sigma_t^{(j)})^2}{|\mathcal{N}_j|^2}}}. \quad (30)$$

Let us now compare (29) and (30) by studying their ratio, denoted Q_k ,

$$Q_k = \left(\sum_{i \in \mathcal{N}_k} \frac{\sqrt{\sum_{j=1}^n (\sigma_t^{(j)})^2}}{|\mathcal{N}_k|^2 \sqrt{\sum_{j \in \mathcal{N}_i} \frac{(\sigma_t^{(j)})^2}{|\mathcal{N}_j|^2}}} \right)^{-1} \leq \left(\sum_{i=1}^n \frac{\sqrt{\sum_{j=1}^n (\sigma_t^{(j)})^2}}{n^2 \sqrt{\sum_{j=1}^n \frac{(\sigma_t^{(j)})^2}{n^2}}} \right)^{-1} \quad (31)$$

$$= \left(\frac{1}{n} \sum_{i=1}^n \frac{\sqrt{\sum_{j=1}^n (\sigma_t^{(j)})^2}}{\sqrt{\sum_{j=1}^n (\sigma_t^{(j)})^2}} \right)^{-1} = 1 \quad (32)$$

where (31) comes from the fact that Q_k is maximized when $|\mathcal{N}_i| = n, \forall i \in [1, n]$.

Since $\forall k \in [1, n], Q_k \leq 1$, we have $0 \leq \frac{\partial L}{\partial (\sigma_t^{(k)})^2} \leq \frac{\partial R}{\partial (\sigma_t^{(k)})^2}$. This inequality can be exploited by observing that

$$L(\sigma_t^{(1)}, \dots, \sigma_t^{(n)}) = L(0, \dots, 0) + \sum_{i=1}^n \int_0^{(\sigma_t^{(i)})^2} \frac{\partial L}{\partial (\sigma_t^{(i)})^2} d(\sigma_t^{(i)})^2 = \sum_{i=1}^n \int_0^{(\sigma_t^{(i)})^2} \frac{\partial L}{\partial (\sigma_t^{(i)})^2} d(\sigma_t^{(i)})^2 \quad (33)$$

$$\leq \sum_{i=1}^n \int_0^{(\sigma_t^{(i)})^2} \frac{\partial R}{\partial (\sigma_t^{(i)})^2} d(\sigma_t^{(i)})^2 \quad (34)$$

$$= R(\sigma_t^{(1)}, \dots, \sigma_t^{(n)}) \quad (35)$$

where (33) and (35) follow from $L(0, \dots, 0) = R(0, \dots, 0) = 0$, and (34) comes from the inequality involving the partial derivatives of L and R established above.

This directly implies that for any $\mathbf{x} \in \mathcal{D}$ and any factor graph, (7) is greater than (or equal to) $\sigma_t(\mathbf{x})$. \square

Combining Lemmas D.1 and D.2 together yields Theorem 3.5.

E DuMBO: Algorithm and Time Complexity

In this section, we describe DuMBO in Algorithm 1, alongside its time complexity.

We now provide a time complexity analysis for Algorithm 1. The analysis assumes that a gradient ascent performs $\mathcal{O}(\zeta^{-1})$ steps for a desired accuracy ζ [48] and ADMM converges in at most N_A steps. We also denote by $d^{(i)}$ the factor size of the i th factor in the decomposition, used by the local acquisition function $\varphi_t^{(i)}$. Note that, within the factor graph of φ_t , n factor nodes and d variable nodes work concurrently to run ADMM in a decentralized fashion. We provide the time complexities for the two types of nodes in this section (the communication costs between factor nodes and variable nodes are neglected for the clarity of the analysis).

Factor node. For a factor node i , it is known that, at iteration t , the time complexity of the inference with a GP is $\mathcal{O}(t^3 d^{(i)})$, where t denotes the number of previous observations. Thus, the time

Algorithm 1 DuMBO

```
1: Input: factor graph of the acquisition function  $\varphi_t$ , sequence of  $\beta_t, \eta > 0$ .
2:  $t = 0$ 
3: while true do
4:    $\lambda_0 = \mathbf{0}$ 
5:    $\forall i \in \llbracket 1, n \rrbracket$ , init  $\mathbf{x}_0^{(i)}$  randomly
6:    $k = 0$ 
7:   while stopping criterion not met do
8:     for all factor node  $i$  [concurrently] do
9:       if  $k \neq 0$  then
10:        Update  $\lambda_k^{(i)}$  with (17) and the received data
11:        Compute  $c_i = \sum_{l \in \mathcal{N}_i, l \neq i} \frac{(\sigma_t^{(l)}(\mathbf{x}_k^{(l)}))^2}{|\mathcal{N}_i|^2}$  with the received data
12:       end if
13:       Compute  $\mathbf{x}_{k+1}^{(i)}$  by maximizing (15) with gradient ascent starting from  $\mathbf{x}_k^{(i)}$ 
14:       Send  $\mathbf{x}_{k+1,j}^{(i)}$  and  $\frac{(\sigma_t^{(i)}(\mathbf{x}_{k+1}^{(i)}))^2}{|\mathcal{N}_i|^2}$  to the variable node  $j, \forall j \in \mathcal{V}_i$ 
15:     end for
16:     for all variable node  $j$  [concurrently] do
17:       Compute  $\bar{x}_{k+1,j}$  with (16)
18:       Send  $\bar{x}_{k+1,j}$  and  $\left\{ \frac{(\sigma_t^{(i)}(\mathbf{x}_{k+1}^{(i)}))^2}{|\mathcal{N}_i|^2} \right\}_{i \in \mathcal{F}_j}$  to the factor nodes in  $\mathcal{F}_j$ 
19:     end for
20:      $k = k + 1$ 
21:   end while
22:   Observe  $y^{(t+1)} = f(\bar{\mathbf{x}}_k) + \epsilon, \epsilon \sim \mathcal{N}(0, \sigma^2)$ 
23:    $t = t + 1$ 
24: end while
```

complexity of evaluating (15) is $\mathcal{O}(t^3 d^{(i)})$. Since the evaluation is required $\mathcal{O}(\zeta^{-1})$ times by the gradient ascent, the time complexity of finding $\mathbf{x}_{k+1}^{(i)}$ is $\mathcal{O}(\zeta^{-1} t^3 d_m^{(i)})$. A factor node also needs to compute $\lambda_{k+1}^{(i)}$, which is $\mathcal{O}(d^{(i)})$. Since the factor node is called at least once and at most N_A times for ADMM to converge, the time complexity of a factor node is $\mathcal{O}(d^{(i)} \zeta^{-1} t^3 N_A)$.

Variable node. A variable node j is simply in charge of collecting messages from $|\mathcal{F}_j|$ factor nodes, and to aggregate them into $\bar{x}_{k+1,j}$ by averaging. Its time complexity is therefore $\mathcal{O}(|\mathcal{F}_j|)$.

F Restricted Prox-Regularity and KL Property of the Acquisition Function

In this section, we prove Theorem 5.1, which is split in two lemmas (Lemmas F.2 and F.4) on the acquisition function and the augmented Lagrangian, respectively. For the sake of completeness, we provide the definition of the property to prove in each lemma before stating the lemma itself.

Let us recall the definition of restricted prox-regularity.

Definition F.1 (Restricted Prox-Regularity [38]). For a lower semi-continuous function $\varphi_t^{(i)}$, let $M \in \mathbb{R}_+$, and define the exclusion set

$$S_M = \left\{ \mathbf{x} \in \mathcal{D}^{(i)} : \|\mathbf{g}\|_2 > M, \forall \mathbf{g} \in \partial \varphi_t^{(i)}(\mathbf{x}) \right\} \quad (36)$$

with $\partial \varphi_t^{(i)}(\mathbf{x})$ the set of all subgradients of $\varphi_t^{(i)}(\mathbf{x})$.

$\varphi_t^{(i)}$ is called restricted prox-regular if, for any $M > 0$ and bounded set $T \subseteq \mathcal{D}^{(i)}$, there exists $\gamma > 0$ such that

$$\varphi_t^{(i)}(\mathbf{x}') + \frac{\gamma}{2} \|\mathbf{x}' - \mathbf{x}\|_2^2 \geq \varphi_t^{(i)}(\mathbf{x}) + \mathbf{g}^\top (\mathbf{x}' - \mathbf{x}), \forall \mathbf{x} \in T \setminus S_M, \mathbf{x}' \in T, \mathbf{g} \in \partial \varphi_t^{(i)}(\mathbf{x}). \quad (37)$$

If $T \setminus S_M = \emptyset$, (37) is automatically satisfied.

Lemma F.2. *Under Assumption 3.3, for any $i \in \llbracket 1, n \rrbracket$, $\varphi_t^{(i)}$ (see (9)) is restricted-prox regular.*

Proof. First, note that $\varphi_t^{(i)}$, given by (9), is indeed a continuous function, and therefore a lower semi-continuous function as required by [38].

Then, let us pick $M > 0$, any bounded set $T \subseteq \mathcal{D}^{(i)}$ and build the corresponding exclusion set S_M with (36). Under Assumption 3.3 and for any $\mathbf{x} \in T \setminus S_M$, (9) is differentiable. Therefore, for any $\mathbf{x} \in \mathcal{D}^{(i)}$, $\partial\varphi_t^{(i)}(\mathbf{x}) = \left\{ \nabla\varphi_t^{(i)}(\mathbf{x}) \right\}$. $\nabla\varphi_t^{(i)}(\mathbf{x})$ is directly obtained by differentiation of (9), which also involves differentiating (4) and (5).

$$\nabla\varphi_t^{(i)}(\mathbf{x}) = \nabla\mathbf{k}^{(i)}(\mathbf{x}, \mathbf{X})^\top (\mathbf{K} + \sigma^2\mathbf{I})^{-1} \mathbf{y} - \frac{\beta_t^{1/2}}{|\mathcal{N}_i|} \frac{\nabla\mathbf{k}^{(i)}(\mathbf{x}, \mathbf{X})^\top (\mathbf{K} + \sigma^2\mathbf{I})^{-1} \mathbf{k}^{(i)}(\mathbf{x}, \mathbf{X})}{D(\mathbf{x})^{1/2}} \quad (38)$$

with $\nabla\mathbf{k}^{(i)}(\mathbf{x}, \mathbf{X})$ being the $t \times d$ matrix $(\nabla k^{(i)}(\mathbf{x}, \mathbf{x}^1), \dots, \nabla k^{(i)}(\mathbf{x}, \mathbf{x}^t))^\top$, $\lambda^{(i)} = k^{(i)}(\mathbf{x}, \mathbf{x})$ and

$$D(\mathbf{x}) = \lambda^{(i)} - \mathbf{k}^{(i)}(\mathbf{x}, \mathbf{X})^\top (\mathbf{K} + \sigma^2\mathbf{I})^{-1} \mathbf{k}^{(i)}(\mathbf{x}, \mathbf{X}) + |\mathcal{N}_i|^2 c_i. \quad (39)$$

Observe that, for any $\mathbf{x} \in T \setminus S_M$, we have $|D(\mathbf{x})| \geq D_M$, for some $D_M > 0$. This is because, otherwise, $\|\nabla\varphi_t^{(i)}(\mathbf{x})\|_2$ could diverge, which is impossible for $\mathbf{x} \in T \setminus S_M$. Under Assumption 3.3, (38) is also differentiable. For any $M > 0$, any bounded set $T \subseteq \mathcal{D}^{(i)}$, any $\mathbf{x} \in T \setminus S_M$ and any $\mathbf{x}' \in T$, we have

$$\varphi_t^{(i)}(\mathbf{x}') - \varphi_t^{(i)}(\mathbf{x}) - \nabla\varphi_t^{(i)}(\mathbf{x})^\top (\mathbf{x}' - \mathbf{x}) \geq -\frac{\|\nabla^2\varphi_t^{(i)}(\mathbf{x})\|_2}{2} \|\mathbf{x}' - \mathbf{x}\|_2^2 \quad (40)$$

with $\nabla^2\varphi_t^{(i)}(\mathbf{x})$ the Hessian matrix of $\varphi_t^{(i)}$ at point \mathbf{x} .

We will now bound $\|\nabla^2\varphi_t^{(i)}(\mathbf{x})\|_2$ from above by decomposing $\nabla^2\varphi_t^{(i)}(\mathbf{x}) = \mathbf{A}(\mathbf{x}) + \frac{\beta_t^{1/2}}{|\mathcal{N}_i|} (\mathbf{B}(\mathbf{x}) + \mathbf{C}(\mathbf{x}))$ with

$$\mathbf{A}(\mathbf{x}) = \nabla^2\mathbf{k}^{(i)}(\mathbf{x}, \mathbf{X}) (\mathbf{K} + \sigma^2\mathbf{I})^{-1} \mathbf{y}, \quad (41)$$

$$\mathbf{B}(\mathbf{x}) = \frac{1}{D(\mathbf{x})^{1/2}} \nabla^2\mathbf{k}^{(i)}(\mathbf{x}, \mathbf{X}) (\mathbf{K} + \sigma^2\mathbf{I})^{-1} \mathbf{k}^{(i)}(\mathbf{x}, \mathbf{X}) + \nabla\mathbf{k}^{(i)}(\mathbf{x}, \mathbf{X})^\top (\mathbf{K} + \sigma^2\mathbf{I})^{-1} \nabla\mathbf{k}^{(i)}(\mathbf{x}, \mathbf{X}), \quad (42)$$

$$\mathbf{C}(\mathbf{x}) = \frac{1}{D(\mathbf{x})^{3/2}} \left(\nabla\mathbf{k}^{(i)}(\mathbf{x}, \mathbf{X})^\top (\mathbf{K} + \sigma^2\mathbf{I})^{-1} \mathbf{k}^{(i)}(\mathbf{x}, \mathbf{X}) \right)^2, \quad (43)$$

where $\nabla^2\mathbf{k}^{(i)}(\mathbf{x}, \mathbf{X})$ is the $d \times d \times t$ tensor resulting from stacking the Hessian matrices $\nabla^2 k^{(i)}(\mathbf{x}, \mathbf{x}^j)$ ($j \in \llbracket 1, t \rrbracket$) on the third axis of the tensor.

We can now bound $\|\mathbf{A}(\mathbf{x})\|_2$, $\|\mathbf{B}(\mathbf{x})\|_2$ and $\|\mathbf{C}(\mathbf{x})\|_2$ from above for any $\mathbf{x} \in T \setminus S_M$. In particular, note that under Assumption 3.3, the Pythagorean theorem yields $\|\nabla^2 k^{(i)}(\mathbf{x})\|_2 = \sqrt{t}H$. Also, note that $\|\mathbf{k}^{(i)}(\mathbf{x}, \mathbf{X})\|_2 \leq \sqrt{t}\lambda^{(i)}$. Therefore, we have

$$\|\mathbf{A}(\mathbf{x})\|_2 \leq \sqrt{t}H \|(\mathbf{K} + \sigma^2\mathbf{I})^{-1}\|_2 \|\mathbf{y}\|_2, \quad (44)$$

$$\begin{aligned} \|\mathbf{B}(\mathbf{x})\|_2 &\leq \frac{1}{D_M^{1/2}} \left(\sqrt{t}H \|(\mathbf{K} + \sigma^2\mathbf{I})^{-1}\|_2 \sqrt{t}\lambda^{(i)} + L \|(\mathbf{K} + \sigma^2\mathbf{I})^{-1}\|_2 L \right) \\ &= \frac{\|(\mathbf{K} + \sigma^2\mathbf{I})^{-1}\|_2}{D_M^{1/2}} \left(tH\lambda^{(i)} + L^2 \right), \end{aligned} \quad (45)$$

$$\|\mathbf{C}(\mathbf{x})\|_2 \leq \frac{L^2 \|(\mathbf{K} + \sigma^2\mathbf{I})^{-1}\|_2^2 t (\lambda^{(i)})^2}{D_M^{3/2}} \quad (46)$$

Note that the occurrences of L in (45) and (46) are due to $k^{(i)}$ being an L -Lipschitz function (see Assumption 3.3).

Combining (44), (45) and (46), we have an upper bound for $\|\nabla^2\varphi_t^{(i)}(\mathbf{x})\|_2$ for any $\mathbf{x} \in T \setminus S_M$:

$$\|\nabla^2\varphi_t^{(i)}(\mathbf{x})\|_2 \leq \sqrt{t} \|(\mathbf{K} + \sigma^2\mathbf{I})^{-1}\|_2 \left(H\|\mathbf{y}\|_2 + \frac{\beta_t^{1/2}\sqrt{t}}{|\mathcal{N}_i|D_M^{1/2}} \left(H\lambda^{(i)} + L^2 \left(1 + \frac{\|(\mathbf{K} + \sigma^2\mathbf{I})^{-1}\|_2 (\lambda^{(i)})^2}{D_M^2} \right) \right) \right). \quad (47)$$

Let us denote by γ the RHS of (47). Then, for any $M > 0$, any $T \subseteq \mathcal{D}^{(i)}$, any $\mathbf{x} \in T \setminus S_M$ and any $\mathbf{x}' \in T$, we have

$$\varphi_t^{(i)}(\mathbf{x}') - \varphi_t^{(i)}(\mathbf{x}) - \nabla\varphi_t^{(i)}(\mathbf{x})^\top(\mathbf{x}' - \mathbf{x}) \geq -\frac{\gamma}{2}\|\mathbf{x}' - \mathbf{x}\|_2^2,$$

which is equivalent to

$$\varphi_t^{(i)}(\mathbf{x}') + \frac{\gamma}{2}\|\mathbf{x}' - \mathbf{x}\|_2^2 \geq \varphi_t^{(i)}(\mathbf{x}) + \nabla\varphi_t^{(i)}(\mathbf{x})^\top(\mathbf{x}' - \mathbf{x}). \quad (48)$$

This concludes the proof. \square

Now let us focus on the last part of Theorem 5.1, regarding the augmented Lagrangian \mathcal{L}_η (see (12)). We must prove that \mathcal{L}_η is a KL function, so let us first provide the definition for the sake of completeness.

Definition F.3 (Kurdyka-Łojasiewicz Function [49]). A function \mathcal{L} satisfies the Kurdyka-Łojasiewicz (KL) inequality in $\mathbf{x} \in \text{dom } \partial\mathcal{L}$ if there exist $\gamma \in (0, +\infty]$, a neighborhood U of \mathbf{x} and a continuous concave function $\xi : [0, \gamma) \rightarrow \mathbb{R}_+$, such that:

- $\xi(0) = 0$,
- ξ is C^1 on $(0, \gamma)$,
- $\forall s \in (0, \gamma), \xi'(s) > 0$,
- $\forall \mathbf{x}' \in U \cap \{\mathbf{x}' | \mathcal{L}(\mathbf{x}) < \mathcal{L}(\mathbf{x}') < \mathcal{L}(\mathbf{x}) + \gamma\}$, the KL inequality holds

$$\xi'(\mathcal{L}(\mathbf{x}') - \mathcal{L}(\mathbf{x})) \cdot \text{dist}(0, \partial\mathcal{L}(\mathbf{x}')) \geq 1 \quad (49)$$

A function satisfying the KL inequality $\forall \mathbf{x} \in \text{dom } \partial\mathcal{L}$ is called a KL function.

Lemma F.4. \mathcal{L}_η (see (12)) is a KL function.

Proof. First of all, observe that \mathcal{L}_η is continuous, hence a lower semi-continuous function. Also, note that \mathcal{L}_η is either not subdifferentiable (because of the square root in (9)) or differentiable. Therefore, \mathcal{L}_η is differentiable on $\text{dom } \partial\mathcal{L}_\eta$ and (49) can be rewritten as

$$\xi'(\mathcal{L}_\eta(\mathbf{x}') - \mathcal{L}_\eta(\mathbf{x})) \|\nabla\mathcal{L}_\eta(\mathbf{x}')\|_2 \geq 1, \forall \mathbf{x} \in \text{dom } \partial\mathcal{L}_\eta. \quad (50)$$

(i) Let us first pick a noncritical point of \mathcal{L}_η . It is known (see Lemma 2 in [49]) that for any noncritical point \mathbf{x} of \mathcal{L}_η , there is $c > 0$ such that, for any $\mathbf{x}' \in \text{dom } \mathcal{L}_\eta$, we have

$$\|\mathbf{x}' - \mathbf{x}\|_2 + |\mathcal{L}_\eta(\mathbf{x}') - \mathcal{L}_\eta(\mathbf{x})| < c \implies \|\nabla\mathcal{L}_\eta(\mathbf{x}')\|_2 \geq c. \quad (51)$$

The point \mathbf{x} being a noncritical point of \mathcal{L}_η , (49) is verified with $U = \{\mathbf{x}' : \mathbf{x}' \in \text{dom } \mathcal{L}_\eta, |\mathcal{L}_\eta(\mathbf{x}') - \mathcal{L}_\eta(\mathbf{x})| < c - \|\mathbf{x}' - \mathbf{x}\|_2\}$, $\gamma = c$ and $\xi(s) = \frac{2}{\sqrt{c}}\sqrt{s}$. Indeed then $\xi'(s) = \frac{1}{\sqrt{cs}}$, and for any $\mathbf{x}' \in U \cap \{\mathbf{z} | \mathcal{L}_\eta(\mathbf{x}) < \mathcal{L}_\eta(\mathbf{z}) < \mathcal{L}_\eta(\mathbf{x}) + \gamma\}$, we have

$$\begin{aligned} \xi'(\mathcal{L}_\eta(\mathbf{x}') - \mathcal{L}_\eta(\mathbf{x})) \cdot \|\nabla\mathcal{L}_\eta(\mathbf{x}')\|_2 &= \frac{\|\nabla\mathcal{L}_\eta(\mathbf{x}')\|_2}{\sqrt{c(\mathcal{L}_\eta(\mathbf{x}') - \mathcal{L}_\eta(\mathbf{x}))}} \\ &\geq \frac{c}{\sqrt{c^2}} \\ &= 1 \end{aligned} \quad (52)$$

(ii) Regarding the critical points of \mathcal{L}_η , we use another well-known result (see Theorem 4I in [50]) stating that, given an open bounded subset Ω of \mathbb{R}^n , for any function $g : \Omega \rightarrow \mathbb{R}$ differentiable on $\Omega \setminus g^{-1}(0)$, there exist $c > 0$, $\gamma > 0$ and $0 \leq \alpha < 1$ such that

$$\|\nabla g(\mathbf{x})\|_2 \geq c|g(\mathbf{x})|^\alpha. \quad (53)$$

for any $\mathbf{x} \in \Omega$ such that $|g(\mathbf{x})| \in (0, \gamma)$.

Let $g(\mathbf{x}) = \mathcal{L}_\eta(\mathbf{x}) - \mathcal{L}_\eta(\mathbf{x}^*)$, where \mathbf{x}^* is a critical point of \mathcal{L}_η . Then, g is differentiable on all $\mathbf{x} \in \text{dom } \partial \mathcal{L}_\eta$. Therefore, there exist $c > 0$, $\gamma > 0$ and $0 \leq \alpha < 1$ such that, for any $\mathbf{x} \in U = \{\mathbf{x}' | |\mathcal{L}_\eta(\mathbf{x}') - \mathcal{L}_\eta(\mathbf{x}^*)| < \gamma\}$,

$$\|\nabla \mathcal{L}_\eta(\mathbf{x})\|_2 = \|\nabla g(\mathbf{x})\|_2 \geq c|g(\mathbf{x})|^\alpha = c|\mathcal{L}_\eta(\mathbf{x}) - \mathcal{L}_\eta(\mathbf{x}^*)|^\alpha, \quad (54)$$

since \mathbf{x}^* is a critical point. This yields

$$\frac{\|\nabla \mathcal{L}_\eta(\mathbf{x})\|_2}{c|\mathcal{L}_\eta(\mathbf{x}) - \mathcal{L}_\eta(\mathbf{x}^*)|^\alpha} \geq 1 \quad (55)$$

Choosing $\mathbf{x} \in U \cap \{\mathbf{x}' | \mathcal{L}_\eta(\mathbf{x}^*) < \mathcal{L}_\eta(\mathbf{x}') < \mathcal{L}_\eta(\mathbf{x}^*) + \gamma\}$ and $\xi(s) = \frac{1}{c(1-\alpha)}s^{1-\alpha}$ (so that $\xi'(s) = \frac{1}{cs^\alpha}$) allows us to rewrite (55) as

$$\xi'(\mathcal{L}_\eta(\mathbf{x}) - \mathcal{L}_\eta(\mathbf{x}^*)) \cdot \|\nabla \mathcal{L}_\eta(\mathbf{x})\|_2 = \frac{\|\nabla \mathcal{L}_\eta(\mathbf{x})\|_2}{c(\mathcal{L}_\eta(\mathbf{x}) - \mathcal{L}_\eta(\mathbf{x}^*))^\alpha} \geq 1. \quad (56)$$

Combining (52) and (56) concludes our proof. \square

G Immediate Regret Bound

In this section, we discuss the asymptotic optimality of DuMBO and we provide the proof for Theorem 5.2. We start by proving the following inequality that links $f(\mathbf{x})$ with the posterior mean and variance of f .

Lemma G.1. *Pick $\delta \in (0, 1)$ and let $\beta_t = 2 \log \left(\frac{|\mathcal{D}| \pi^2 t^2}{6\delta} \right)$. Then, with probability at least $1 - \delta$,*

$$|f(\mathbf{x}) - \mu_t(\mathbf{x})| \leq \beta_t^{\frac{1}{2}} \left(\sum_{i=1}^n \sqrt{\sum_{k \in \mathcal{N}_i} \frac{(\sigma_t^{(k)}(\mathbf{x}_{\mathcal{V}_k}))^2}{|\mathcal{N}_k|^2}} \right) \quad (57)$$

for all $\mathbf{x} \in \mathcal{D}$ and $t \in \mathbb{N}$. $\mu_t(\mathbf{x})$ and $\sigma_t^2(\mathbf{x}) = \sum_{i=1}^n (\sigma_t^{(i)}(\mathbf{x}_{\mathcal{V}_i}))^2$ are given by the decomposition in Proposition 3.4.

Proof. For all $\mathbf{x} \in \mathcal{D}$ and $t \in \mathbb{N}$, we have $f(\mathbf{x}) \sim \mathcal{N}(\mu_t(\mathbf{x}), \sigma_t^2(\mathbf{x}))$. Defining $s_t(\mathbf{x}) = \frac{f(\mathbf{x}) - \mu_t(\mathbf{x})}{\sigma_t(\mathbf{x})}$, we know that $s_t(\mathbf{x}) \sim \mathcal{N}(0, 1)$. Therefore we have successively that

$$\begin{aligned} \Pr \left(|s_t(\mathbf{x})| \leq \beta_t^{\frac{1}{2}} \right) &\geq 1 - e^{-\frac{\beta_t}{2}} \\ \Pr \left(|f(\mathbf{x}) - \mu_t(\mathbf{x})| \leq \beta_t^{\frac{1}{2}} \sigma_t(\mathbf{x}) \right) &\geq 1 - e^{-\frac{\beta_t}{2}} \\ \Pr \left(|f(\mathbf{x}) - \mu_t(\mathbf{x})| \leq \beta_t^{\frac{1}{2}} \left(\sum_{i=1}^n \sqrt{\sum_{k \in \mathcal{N}_i} \frac{(\sigma_t^{(k)}(\mathbf{x}_{\mathcal{V}_k}))^2}{|\mathcal{N}_k|^2}} \right) \right) &\geq 1 - e^{-\frac{\beta_t}{2}} \end{aligned} \quad (58)$$

where the last inequality (58) follows from (7) (see Theorem 3.5). Inequality (58) holds for one single pair (t, \mathbf{x}) . Applying the union bound for all pairs in $\mathbb{N} \times \mathcal{D}$, we have $\forall t \in \mathbb{N}, \forall \mathbf{x} \in \mathcal{D}$

$$\Pr \left(|f(\mathbf{x}) - \mu_t(\mathbf{x})| \leq \beta_t^{\frac{1}{2}} \sum_{i=1}^n \sqrt{\sum_{k \in \mathcal{N}_i} \frac{(\sigma_t^{(k)}(\mathbf{x}_{\mathcal{V}_k}))^2}{|\mathcal{N}_k|^2}} \right) \geq 1 - |\mathcal{D}| \sum_{t=1}^{+\infty} e^{-\frac{\beta_t}{2}}. \quad (59)$$

Pick $\delta \in (0, 1)$ and let $\beta_t = 2 \log \left(\frac{|\mathcal{D}|\pi^2 t^2}{6\delta} \right)$. Then

$$\begin{aligned} |\mathcal{D}| \sum_{t=1}^{+\infty} e^{-\frac{\beta_t}{2}} &= |\mathcal{D}| \sum_{t=1}^{+\infty} e^{-\log \left(\frac{|\mathcal{D}|\pi^2 t^2}{6\delta} \right)} \\ &= \frac{6\delta}{\pi^2} \sum_{t=1}^{+\infty} \frac{1}{t^2} \\ &= \delta. \end{aligned}$$

Therefore, (59) becomes

$$\Pr \left(|f(\mathbf{x}) - \mu_t(\mathbf{x})| \leq \beta_t^{\frac{1}{2}} \sum_{i=1}^n \sqrt{\sum_{k \in \mathcal{N}_i} \frac{(\sigma_t^{(k)}(\mathbf{x}_{\mathcal{V}_k}))^2}{|\mathcal{N}_k|^2}} \right) \geq 1 - \delta \quad (60)$$

which is the desired result. \square

We are now ready to bound the immediate regret $r_t = f(\mathbf{x}^*) - f(\mathbf{x}^t)$ and prove Theorem 5.2.

Proof. By definition, $\mathbf{x}^t = \arg \max_{\mathbf{x} \in \mathcal{D}} \sum_{i=1}^n \varphi_t^{(i)}(\mathbf{x}_{\mathcal{V}_i})$. Therefore, $\sum_{i=1}^n \varphi_t^{(i)}(\mathbf{x}_{\mathcal{V}_i}^t) \geq \sum_{i=1}^n \varphi_t^{(i)}(\mathbf{x}_{\mathcal{V}_i}^*)$ and

$$\begin{aligned} \sum_{i=1}^n \varphi_t^{(i)}(\mathbf{x}_{\mathcal{V}_i}^t) &= \sum_{i=1}^n \mu^{(i)}(\mathbf{x}_{\mathcal{V}_i}^t) + \beta_t^{\frac{1}{2}} \sqrt{\sum_{k \in \mathcal{N}_i} \frac{(\sigma_t^{(k)}(\mathbf{x}_{\mathcal{V}_k}^t))^2}{|\mathcal{N}_k|^2}} \geq \sum_{i=1}^n \varphi_t^{(i)}(\mathbf{x}_{\mathcal{V}_i}^*) \\ &\geq f(\mathbf{x}^*) \end{aligned} \quad (61)$$

with (61) following from Lemma G.1 with probability $1 - \delta$. We can now upper bound the immediate regret r_t , since with probability $1 - \delta$, we have

$$\begin{aligned} r_t &= f(\mathbf{x}^*) - f(\mathbf{x}^t) \\ &\leq \sum_{i=1}^n \mu^{(i)}(\mathbf{x}_{\mathcal{V}_i}^t) + \beta_t^{\frac{1}{2}} \sqrt{\sum_{k \in \mathcal{N}_i} \frac{(\sigma_t^{(k)}(\mathbf{x}_{\mathcal{V}_k}^t))^2}{|\mathcal{N}_k|^2}} - f(\mathbf{x}^t) \\ &= \sum_{i=1}^n \mu^{(i)}(\mathbf{x}_{\mathcal{V}_i}^t) - f(\mathbf{x}^t) + \beta_t^{\frac{1}{2}} \sqrt{\sum_{k \in \mathcal{N}_i} \frac{(\sigma_t^{(k)}(\mathbf{x}_{\mathcal{V}_k}^t))^2}{|\mathcal{N}_k|^2}} \\ &= \mu_t(\mathbf{x}^t) - f(\mathbf{x}^t) + \beta_t^{\frac{1}{2}} \sum_{i=1}^n \sqrt{\sum_{k \in \mathcal{N}_i} \frac{(\sigma_t^{(k)}(\mathbf{x}_{\mathcal{V}_k}^t))^2}{|\mathcal{N}_k|^2}}. \end{aligned} \quad (62)$$

Combining (57) with (62), we get

$$\Pr \left(r_t \leq 2\beta_t^{\frac{1}{2}} \sum_{i=1}^n \sqrt{\sum_{k \in \mathcal{N}_i} \frac{(\sigma_t^{(k)}(\mathbf{x}_{\mathcal{V}_k}^t))^2}{|\mathcal{N}_k|^2}} \right) \geq 1 - \delta, \quad (63)$$

which is the desired result. \square

H Synthetic Functions

In this section, we describe the synthetic functions constituting our benchmark in Section 6.1.

H.1 Six-Hump Camel Function

The Six-Hump Camel function is a 2-dimensional function defined by

$$f(x_1, x_2) = \left(-4 + 2.1x_1^2 - \frac{x_1^4}{3}\right)x_1^2 - x_1x_2 + (4 - 4x_2^2)x_2^2. \quad (64)$$

It is composed of $n = 3$ factors, with a MFS $\bar{d} = 2$. In our experiment, we optimize it on the rectangle $\mathcal{D} = [-3, 3] \times [-2, 2]$. It has 6 local maxima, two of which are global with $f(\mathbf{x}^*) = 1.0316$.

H.2 Hartmann Function

The Hartmann function is a 6-dimensional function defined by

$$f(\mathbf{x}) = \sum_{i=1}^4 \alpha_i \exp\left(-\sum_{j=1}^6 A_{ij} (x_j - P_{ij})^2\right), \quad (65)$$

with $\alpha = (\alpha_i)_{i \in \llbracket 1, 4 \rrbracket}$, $\mathbf{A} = (A_{ij})_{(i,j) \in \llbracket 1, 4 \rrbracket \times \llbracket 1, 6 \rrbracket}$ and $\mathbf{P} = (P_{ij})_{(i,j) \in \llbracket 1, 4 \rrbracket \times \llbracket 1, 6 \rrbracket}$ given as constants.

It is composed of $n = 4$ factors, with a MFS $\bar{d} = 6$. In our experiment, we optimize it on the hypercube $\mathcal{D} = [0, 1]^6$. It has 6 local maxima and a global maximum with $f(\mathbf{x}^*) = 10.5364$.

H.3 Powell Function

The Powell function is a function of an arbitrary number $d = 4k$ of dimensions, defined by

$$f(\mathbf{x}) = -\sum_{i=1}^{d/4} (x_{4i-3} + 10x_{4i-2})^2 + 5(x_{4i-1} - x_{4i})^2 + (x_{4i-2} - 2x_{4i-1})^4 + 10(x_{4i-3} - x_{4i})^4. \quad (66)$$

We chose to set $k = 6$, so that the resulting Powell function lives in a $d = 24$ dimensional space. It is composed of $n = 6$ factors, with a MFS $\bar{d} = 4$. In our experiment, we optimize it on the hypercube $\mathcal{D} = [-4, 5]^{24}$. It has a global maximum at $\mathbf{x}^* = \mathbf{0}$, with $f(\mathbf{x}^*) = 0$.

H.4 Rastrigin Function

The Rastrigin function is a function of an arbitrary number d of dimensions, defined by

$$f(\mathbf{x}) = -10d - \sum_{i=1}^d x_i^2 - 10 \cos(2\pi x_i). \quad (67)$$

We chose to set $d = 100$. We also chose to aggregate some factors to make the optimization problem harder. The resulting Rastrigin function is composed of $n = 20$ factors, with a MFS $\bar{d} = 5$. In our experiment, we optimize it on the hypercube $\mathcal{D} = [-5.12, 5.12]^{100}$. It has multiple, regularly distributed local maxima, with a global maximum at $\mathbf{x}^* = \mathbf{0}$ and $f(\mathbf{x}^*) = 0$.

H.5 Additional Figures

Figure 4 depicts the performance of the studied BO algorithms on the synthetic functions not discussed in Section 6.1.

Figure 4(a) reports the minimal regrets achieved by the solutions on the Six-Hump Camel (SHC) function. Observe that in this specific example, DuMBO clearly outperforms every other state-of-the-art algorithm except DEC-HBO. This is due to the simplicity of the SHC function that satisfies all the assumptions made by DEC-HBO: a MFS \bar{d} lower than 3 and a sparse factor graph. In this case, the variant of the max-sum algorithm used by DEC-HBO is guaranteed to query $\arg \max \varphi_t$ at each time step t .

Figures 4(b) and 4(c) depict dynamics similar to Figure 1(a). In both cases, the ability to infer or exploit a complex additive decomposition gives DuMBO a decisive advantage against the other BO

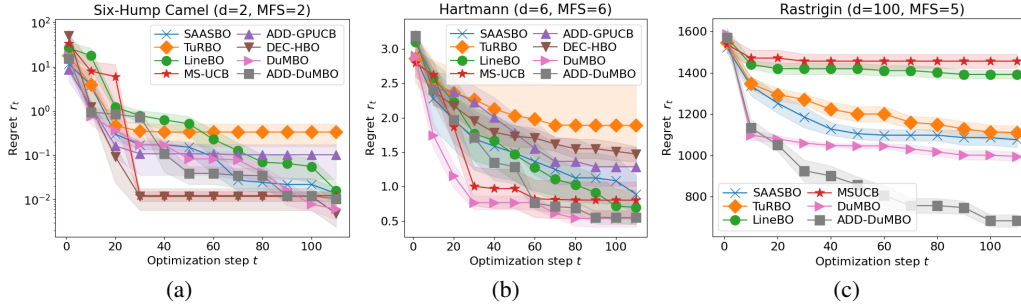


Figure 4: Performance achieved by the studied BO algorithms for (a) the 2d Six-Hump Camel function, (b) the 6d Hartmann function and (c) the 100d Rastrigin function. The shaded areas indicate the standard error intervals.

algorithms. As a consequence, DuMBO and ADD-DuMBO manage to outperform them, even in very high dimensional input spaces (see Figure 4(c)). Note that ADD-GPUCB and DEC-HBO were not evaluated on the Rastrigin function, as their execution time exceeded 24 hours because of the large dimensionality of the function.

Finally, observe that LineBO and MS-UCB tend to become less effective as the dimension of the problem grows. Indeed, they adopt strategies (random line searches and discrete sampling in high-dimensional spaces) that are very sensitive to the dimension of the problem.

I Real-World Problems

In this appendix, we describe the real-world problems constituting our benchmark in Section 6.2.

I.1 Cosmological Constants

The cosmological constants problem consists in fine-tuning an astrophysics tool to optimize the likelihood of some observed data. We chose to compute the likelihood of the galaxy clustering in [51] from the Data Release 9 (DR9) CMASS sample of the SDSS-III Baryon Oscillation Spectroscopic Survey (BOSS). To compute the likelihood, we instrumented the cosmological parameter estimation code CosmoSIS [52]¹.

We used nine cosmological constants in our optimization task, going from the Hubble’s constant to the mass of the neutrinos. If a BO algorithm provided a set of inconsistent cosmological constants, a likelihood of $y = -60$ was returned.

Note that similar experiments were described in other works, such as [6, 13]. However, they were conducted on another, older dataset, with a deprecated NASA simulator². This makes the conducted experiments painful to reproduce on a modern computer. Luckily, CosmoSIS is well documented and easier to install and instrument, so we conducted our experiment with CosmoSIS to make it easier to replicate.

Figure 5 depicts the performance of the described BO algorithms on this problem. Note that, since the objective function does not have an additive decomposition, ADD-DuMBO cannot be evaluated. Although the objective function does not have an additive decomposition, DuMBO demonstrates its competitiveness by achieving the best performance, along with TuRBO, LineBO and MS-UCB.

I.2 Shannon Capacity of a WLAN

The Shannon capacity [39] sets a theoretical upper bound on the throughput of a wireless communication, depending on the Signal-to-Interference plus Noise Ratio (SINR) of the communication. Denoting by $S_{i,j}$ the SINR between two wireless devices i and j communicating on a radio channel

¹https://cosmosis.readthedocs.io/en/latest/reference/standard_library/BOSS.html

²<https://lambda.gsfc.nasa.gov/toolbox/lrgdr/>

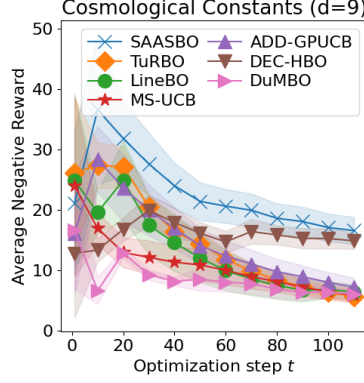


Figure 5: Performance of the studied BO algorithms on the cosmological constants fine-tuning problem.

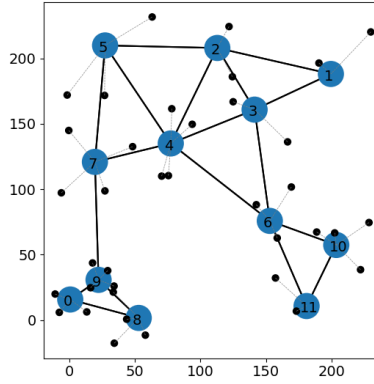


Figure 6: The WLAN topology used in the Shannon capacity optimization experiment. The end-users are depicted as black dots, the nodes as numbered blue circles and the associations between end-users and nodes as thin gray lines. Two nodes are connected with a black line if they are within the radio range of each other.

of bandwidth W (in Hz), the Shannon capacity $C(S_{i,j})$ (in bits) is defined by

$$C(S_{i,j}) = W \log_2(1 + S_{i,j}). \quad (68)$$

In this problem, we study a Wireless Local Area Network (WLAN) with end-users associated to nodes streaming a continuous, large amount of data. The WLAN topology is depicted in Figure 6. It is populated with 36 end-users, each one associated to one of the 12 depicted nodes. Note that each node is within the radio range of at least two other nodes. This creates interference and, consequently, reduces the SINRs between nodes and end-users.

Each node has an adjustable transmission power $x_i \in [10^{0.1}, 10^{2.5}]$ in mW (milliwatts). This task consists in jointly optimizing the Shannon capacity (68) of each pair (node, associated end-user) by tuning the transmission power of the nodes. That is, the objective function f is a 12-dimensional function defined by

$$f(\mathbf{x}) = \sum_{i=1}^{12} \sum_{j \in \mathcal{N}_i} C(S_{i,j}), \quad (69)$$

with \mathcal{N}_i the set of end-users associated to node i .

A difficult trade-off needs to be found because a node cannot simply use the maximum transmission power as this would cause a lot of interference for the neighboring nodes. Given a configuration $\mathbf{x} \in \mathcal{D} = [10^{0.1}, 10^{2.5}]^{12}$, the SINRs are provided by the well-recognized network simulator ns-3 [53] that reliably reproduces the WLAN internal dynamics. The additive decomposition comprises $n = 12$ factors, with a MFS of $\bar{d} = 5$, obtained by making the reasonable assumption that only the

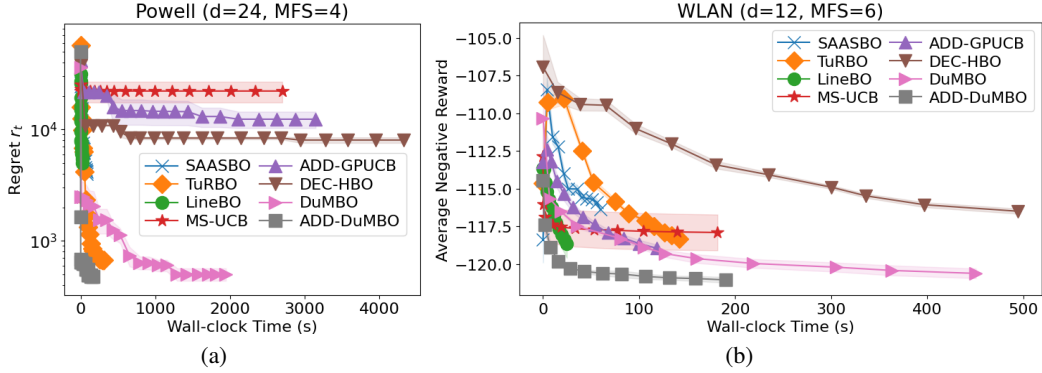


Figure 7: Performance achieved by all the described BO algorithms (including the two versions of DuMBO) for (a) the 24d Powell synthetic function and (b) the maximization of the Shannon capacity in a WLAN. The shaded areas indicate the standard error intervals.

neighboring nodes of node i (*i.e.* those within the radio range of node i) are creating interference for the communications of node i .

I.3 Rover Trajectory Planning

This problem was also considered by [13, 54]. The goal is to optimize the trajectory of a rover from a starting point $\mathbf{s} \in [0, 1]^2$ to a target $\mathbf{t} \in [0, 1]^2$, over a rough terrain.

The trajectory is defined by a vector of $d = 60$ dimensions, reshaped into 30 2-d points in $[0, 1]$. A B-spline is fitted to these 30 points, determining the trajectory of the rover. The objective function to optimize is

$$f(\mathbf{x}) = -c(\mathbf{x}) - 10(\|\mathbf{x}_{0,1} - \mathbf{s}\|_1 + \|\mathbf{x}_{59,60} - \mathbf{t}\|_1), \quad (70)$$

with $c(\mathbf{x})$ the cost of the trajectory, obtained by integrating the terrain roughness function over the B-spline, and the two L_1 -norms serving as incentives to start the trajectory near \mathbf{s} , and to end it near \mathbf{t} .

J Wall-Clock Time

In this section, we provide wall-clock time measurements (excluding the evaluation time of the objective function) of the described BO algorithms on a synthetic function (24d Powell) and a real-world problem (WLAN) described in Appendices H and I respectively. The measurements were taken using a server equipped with two Intel(R) Xeon(R) CPU E5-2690 v4 @ 2.60GHz, with 14 cores (28 threads) each.

Figure 7 gathers the wall-clock time measurements. Observe that DuMBO does not only offer very competitive performance, it also exhibits a lower overhead when compared to the other decomposing algorithms (DEC-HBO and ADD-GPUCB). However, SAASBO, TuRBO and LineBO manage to get lower runtimes than DuMBO. This is not surprising since, by design, these methods have minimal overheads, at the expense of weakening their theoretical guarantees. As for MS-UCB, it manages to have a lower execution time on the WLAN problem (where $d = 12$), but a larger execution time on Powell (where $d = 24$).

Nevertheless, with ADD-DuMBO, having access to the true additive decomposition of the function reduces the overhead of the solution, because the decomposition does not need to be inferred anymore. On the Powell synthetic function (see Figure 7(a)), ADD-DuMBO even achieves the lowest wall-clock time.

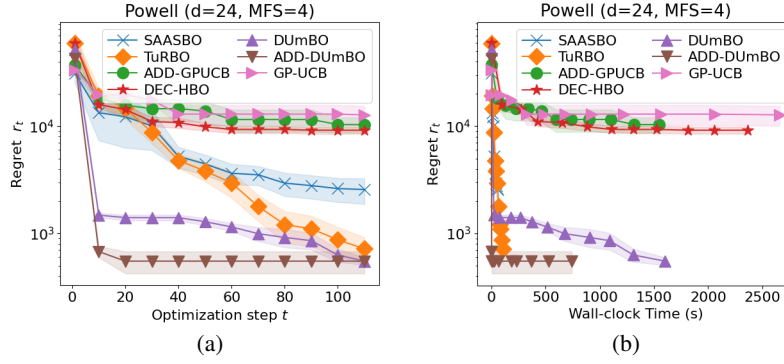


Figure 1: Performance achieved by the BO algorithms listed in Section 6 and GP-UCB (see (1)) for the 24d Powell function on 110 iterations. (a) Minimal regret, (b) Wall-clock time for the optimization of the acquisition function only. The shaded areas indicate the standard error intervals.

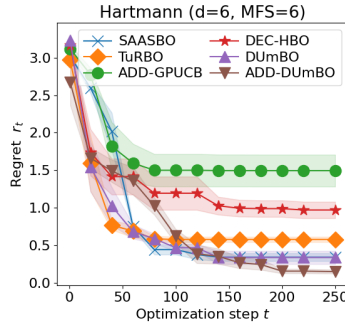


Figure 2: Performance achieved by the BO algorithms listed in Section 6 for (a) the 6d Hartmann function on 250 iterations. The shaded areas indicate the standard error intervals for 5 replications.

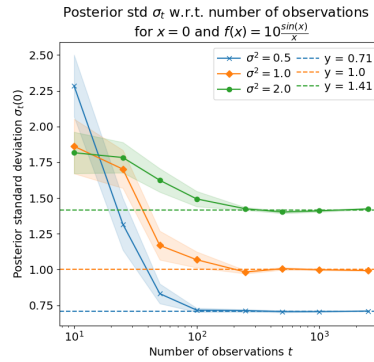


Figure 3: Posterior standard deviation w.r.t. number of observations for the Gaussian Process Regression of the function $f(x) = 10 \frac{\sin x}{x}$, around $x = 0$ and for different levels of observational noise. The shaded areas indicate the standard error intervals for 5 replications.