

Who Would be Interested in Services? An Entity Graph Learning System for User Targeting

Dan Yang *, Binbin Hu *, Xiaoyan Yang *, Yue Shen, Zhiqiang Zhang,
Jinjie Gu †, Guannan Zhang

Ant Group, China

{luoyin.yd, joyce.yxy}@antgroup.com, {bin.hbb, zhanying, lingyao.zzq, jinjie.gujj, zgn138592}@antfin.com

Abstract—With the growing popularity of various mobile devices, *user targeting* has received a growing amount of attention, which aims at effectively and efficiently locating target users that are interested in specific services. Most pioneering works for *user targeting* tasks commonly perform similarity-based expansion with a few active users as seeds, suffering from the following major issues: the unavailability of seed users for new-coming services and the unfriendliness of black-box procedures towards marketers. In this paper, we design an Entity Graph Learning (EGL) system to provide explainable user targeting ability meanwhile applicable to addressing the cold-start issue. EGL System follows the hybrid online-offline architecture to satisfy the requirements of scalability and timeliness. Specifically, in the offline stage, the system focuses on the heavyweight entity graph construction and user entity preference learning, in which we propose a Three-stage Relation Mining Procedure (TRMP), breaking loose from the expensive seed users. At the online stage, the system offers the ability of user targeting in real-time based on the entity graph from the offline stage. Since the user targeting process is based on graph reasoning, the whole process is transparent and operation-friendly to marketers. Finally, extensive offline experiments and online A/B testing demonstrate the superior performance of the proposed EGL System.

Index Terms—user targeting, graph neural networks, entity graph construction, contrastive learning

I. INTRODUCTION

The innovative mobile economy has served as a competitive market to provide internet companies (*e.g.*, Google, Tencent, and Alipay) with a variety of opportunities to promote their products and services. Alipay has already become a platform for enabling inclusive, convenient digital life and digital financial services for consumers. Aiming at effectively and efficiently locating target users that are interested in certain services, *user targeting* [1]–[6] has received a growing amount of attention, since its potential ability to derive high-quality users is well-aligned with marketers’ needs for both facilitating the conversion population and reducing the operation costs.

Roughly speaking, current approaches devoted to *user targeting* mainly fall into two lines. The first type denotes the rule-based methods (Fig. 1 (a)) following the service-centered design, which targets users with prefabricated domain knowledge [1], [2], *i.e.*, tag mining and rule expression. As a comparison, the look-alike based methods (Fig. 1 (b)) seek to learn

high-quality representations of seed users, and the target users can be effectively matched in the embedding space [3]–[6]. Owing to the powerful ability of representation learning for massive historical data summarization, the latter user-centered methods usually achieve better performance. Unfortunately, they are still distant from optimal or even satisfactory in real scenarios, facing the following major issues: i) New services appear every day, causing the unavailability of seed users for corresponding services. Besides, insufficient seed users may easily have coverage bias [5]. ii) The interpretability of user targeting is essential. Most look-alike based systems [3], [6] utilize black-box algorithms to generate target user sets. Such an operation-unfriendly manner seems detrimental to the subsequent iteration of user targeting for marketers.

To fill this gap, we come up with a novel Entity Graph Learning System (EGL System) for user targeting issues. As exhibited in Fig. 1 (c), given several phrases related to a specific service (*i.e.*, “NBA” in Fig. 1 (c)), EGL System extends their connections iteratively along a well-established entity graph to discover their hierarchical relations (*e.g.*, “NBA” → “James” → “The Lakers” in Fig. 1 (c)). Based on the set of k -hop relevant entities, EGL System locates the target users with explicit preferences towards these candidate entities. EGL System performs cognitive reasoning upon entity graphs *w.r.t.* service-related phrases in an automatic manner, such that i) service-based tag mining or seed users are not necessary for marketing the service, and; ii) entity graph based reasoning offers intuitive explanations for user targeting, as well as an interactive environment for marketers to flexibly control the depth of entity extension.

Constructing a high-quality entity graph is at the core of the EGL System, and given such a graph, it is critical to store and access relational knowledge of similar entities efficiently. However, the entity relation mining process is non-trivial, given three intractable challenges: i) The process of filtering undesired relations between entities is expected to be adaptive. ii) The negative sampling, the core of the model learning, is desired to be semantically augmented. iii) The entity relation mining procedure requires the stability of prediction due to the fluctuation of the data source. To address these challenges, we propose a Three-stage Relation Mining Procedure (TRMP). In particular, we aim at gathering as many similar relations between entities as possible in the *Candidate*

* Equal contributions

† Corresponding author

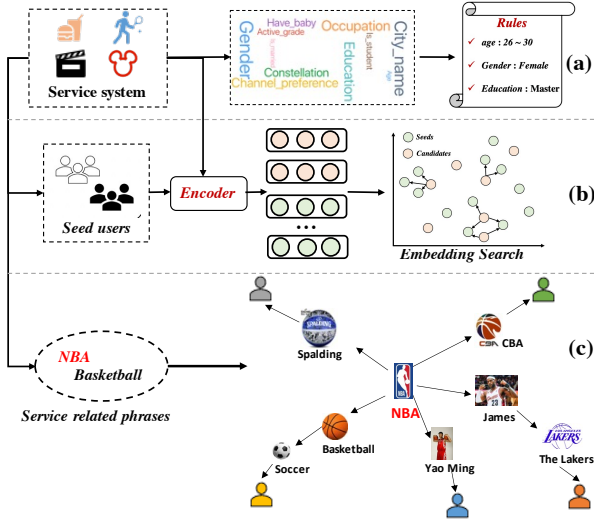


Fig. 1: Comparison of three modes of user targeting

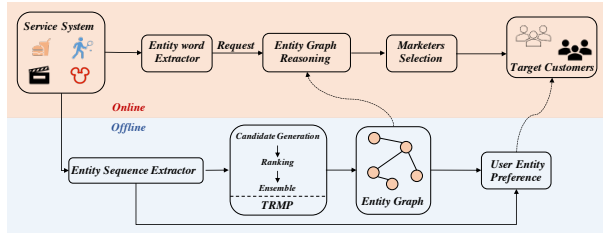


Fig. 2: EGL System diagram, consisting of an offline pipeline and an online serving procedure.

Generation Stage, equipped with Skip-gram [7] based co-occurrence behaviors modeling and BERT [8] based semantic mining module. In terms of the subsequent *Ranking Stage*, as the key component of TRMP, we endow the powerful ability of reliable relation filtering with Addaptive threshold Link Prediction with Contrastive learning model (ALPC) based on graph neural networks [9]–[12] and the semantic augmented contrastive strategy [13], [14]. To maintain the stability of the entity mining process in the daily services, we present an *Ensemble Stage* to integrate multiple entity representations derived from several well-trained ranking models with a multi-head attention encoder, such that the whole TRMP is more robust than one single ranking model.

To our knowledge, EGL System is the first user targeting system that automatically matches target users interested in services with efficient cognitive reasoning over well-established entity graphs, breaking loose from the expensive seed users and the black-box manner. We demonstrate the superiority of the proposed TRMP through extensive experiments on real-world datasets. Moreover, an in-depth analysis of online experiments also shows that our EGL System is effective, explainable, and operation-friendly.

II. SYSTEM OVERVIEW

In this section, we present the overview of the EGL System, following a hybrid online-offline architecture, shown in Fig. 2.

A. Offline Stage

The bottom part of Fig. 2 shows the offline pipeline of the EGL System: *Entity sequence extractor* \rightarrow *TRMP: Relation mining procedure* \rightarrow *Entity graph storage system* \rightarrow *User entity preference* (User preference generator towards entity). Specifically, the entity sequence extractor is responsible for collecting and preprocessing the data source (e.g., user search and visit logs), which will be fed into the following relation mining procedure. Reliable relations between entities are fully mined through our proposed TRMP approach and further stored in the Alipay database called Geabase [15]. Meanwhile, the entity embedding extracted in TRMP will be stored for the following module. To help EGL System locate target users effectively and efficiently in the online stage, the user entity preference module is employed to pre-compute user preference towards entities. Note that the offline stage is the cornerstone of supporting the online stage, the corresponding algorithm designs of each module will be detailed in Section III.

B. Online Stage

The online stage of EGL System aims at discovering target users rapidly when a specific service needs to be promoted. In particular, a marketer is expected to request our EGL System with several phrases (represented as entities) related to the service. Centered on these given entities, the entity graph reasoning module extends their connections iteratively along the entity graph (well established in the offline stage) to discover their hierarchical potential relations. The depth of the extension could be flexibly controlled by marketers to achieve the trade-off between the relevancy and the diversity of the set of k-hop entities. Next, marketers select the entity they require and use the user entity preference module of the offline stage to retrieve all users associated with the chosen entities. Finally, given a central entity, EGL System only keeps top K users with the highest average similarities, to whom the contents of the service will be promoted.

Remark EGL System runs 200 \sim 300 user targeting experiments everyday. To keep the local structure and user entity preference up-to-date, the entity graph derived from the relation mining procedure is updated weekly and the user preference generator towards entity is in daily execution. Meanwhile, the relations chosen by marketers in the operation process will be recorded as relations with high confidence to guide the learning of the relation mining procedure, i.e., our proposed TRMP framework.

III. DIVING INTO THE OFFLINE STAGE OF EGL SYSTEM

In this section, we will zoom into each module in the offline stage of EGL System.

A. Entity Sequence Extractor

1) *Entity Dict*: In real-world applications (e.g., Alipay), users' behaviors are widely distributed throughout multiple scenarios, and the contents of different services are also diverse. To effectively employ user targeting over entity graphs, it is of crucial importance to perform content alignment

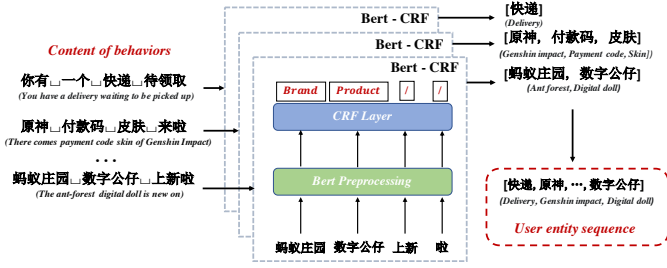


Fig. 3: Extracting entities from behaviors

between scenarios and services for entity-level uniformity. Hence, we introduce the *Entity Dict* as the basis for bridging diverse contents and unified entities, each row of which is a tuple consisting of the *entity* and *entity type*. In particular, the Entity Dict is carefully designed by our dedicated group of experts, which involves millions of entities with 26 types. It is worthwhile to note that the Entity Dict is automatically updated weekly to keep the fitness of entities.

2) *Extracting Entities From Behaviors*: Based on the *Entity Dict*, we then shift attention to the entity extraction from a variety of user behaviors in Alipay, e.g., search and visit logs. Naturally, such a process could be formulated as a NER task [16]–[18], which are widely studied in the NLP field. Hence, we adopt the state-of-the-art BertCRF model to perform entity extraction, which combines the transfer capabilities of BERT [8] with the structured predictions of CRF [19]. For each user behavior, we feed the corresponding content into the BertCRF [20] model¹, whose output is an entity list tagged on the user behavior. Moreover, we collect user behaviors in the past 30 days, which conducts the final entity sequence via chronological concatenation. The overall procedure is detailed in Fig. 3.

B. TRMP Design

Intuitively, the success of the EGL System greatly hinges on the building of entity graph with high quality, and thus, we propose the Three-stage Relation Mining Procedure, called TRMP, which consists of the **candidate generation**, **ranking** and the **ensemble stage**, as shown in Fig. 4. In the following parts, we will take a closer look at each well-designed stage.

1) *Stage I: Candidate generation*: As shown in Fig. 4 (a), the candidate generation task aims to generate the initial entity graph from co-occurrence and semantic aspects. In particular, we adopt the Skip-gram model [7] to mine the co-occurrence relevance between entities among the abundant entity sequences derived from the entity sequence extractor. In terms of the semantic-level relevance, we utilized the Bert [8], which is pre-trained on a large amount of public corpus, e.g., Wikipedia². Moreover, we denote the graph in this stage as \mathcal{G}^C , and respectively denote the co-occurrence-level and semantic-level embedding matrices as \mathbf{E}^{Se} and \mathbf{E}^{Co} , which will be used in the ranking stage.

¹The BertCRF model is well pre-trained based on manually labeled data.

²<https://dumps.wikimedia.org/zhwiki/>

Through manual evaluation of the relations generated from the candidate generation stage, we surprisingly find the accuracy of all the relations far lower than 90%. A fine-grained ranking stage is necessary to improve the accuracy.

2) *Stage II: Ranking Stage*: The performance of the ranking stage greatly hinges on the correlated entity pairs retrieved in the candidate generation stage. Generally, it can be formulated as a link prediction task [21]–[29], which could improve the accuracy of the existing relations derived from the candidate generation stage, as well as explore unknown relations for the richness of the target entity graph. As a powerful tool for exploiting structural information, graph neural networks [9], [10], [12], [30]–[32] have been widely applied in link prediction tasks [28], [29], and attain great success. Due to its excellent performance, we adopt the GeniePath [12] as the backbone for entity representation. Formally, given a source and target entity pair (u, v) , the semantic-level and co-occurrence-level embedding i.e., $\{e_u^{Se}, e_v^{Se}\}$ and $\{e_u^{Co}, e_v^{Co}\}$ (element of E^{Se} and E^{Co}) will be fed into Geniepath as entity features, the whole encoding process is as follows:

$$z_u = f_{GeniePath}([e_u^{Se}, e_u^{Co}]), z_v = f_{GeniePath}([e_v^{Se}, e_v^{Co}]). \quad (1)$$

Based on the representation, a graph neural network based link prediction could be well-trained through the widely-adopted CrossEntropy-based objective [28], [33], [34].

$$s_{u,v} = g([z_u || z_v]), \quad \hat{y}_{u,v} = \sigma(s_{u,v}), \quad (2)$$

$$\mathcal{L}_{pred} = - \sum y_{u,v} \log(\hat{y}_{u,v}) + (1 - y_{u,v}) \log(1 - \hat{y}_{u,v}),$$

where $g(\cdot)$ is a scoring function (e.g., inner product, bilinear function or a neural network), $y_{u,v}$ is the ground truth and $\hat{y}_{u,v}$ is the predicted correlation score between the source entity and target entity. Nevertheless, employing such an optimization procedure in our scenarios still faces the following challenges:

Challenge 1: Different source entities have different correlated target entities, and the distribution of the predicted correlation scores $\hat{y}_{u,v}$ of each source entity is different, shown in Fig. 5 (a), where NBA’s score distribution is similar to football’s while Tesla’s score is similar to BYD’s. Hence, when we make threshold truncation, the threshold should be different for different source entities.

Challenge 2: Previous research in metric learning has established that the hard negative sample is of particular concern in representation learning, while traditional link prediction methods commonly adopt the native random sampling strategy, such that derived “easy” samples are prone to restrict the performance [13], [35].

So we propose a novel link prediction model **ALPC** to tackle both challenges. As seen in the ranking stage of Fig. 4 (b), ALPC mainly adds an adaptive threshold task and a contrastive learning task to the former optimization procedure, aiming at handling challenge 1 and challenge 2 respectively.

Adaptive threshold learning task The task is to learn the personalized threshold of each source entity. So we add Multi Layer Perceptron (MLP) to process the source entity and predict a threshold score ϵ . Aiming at enlarging the margin

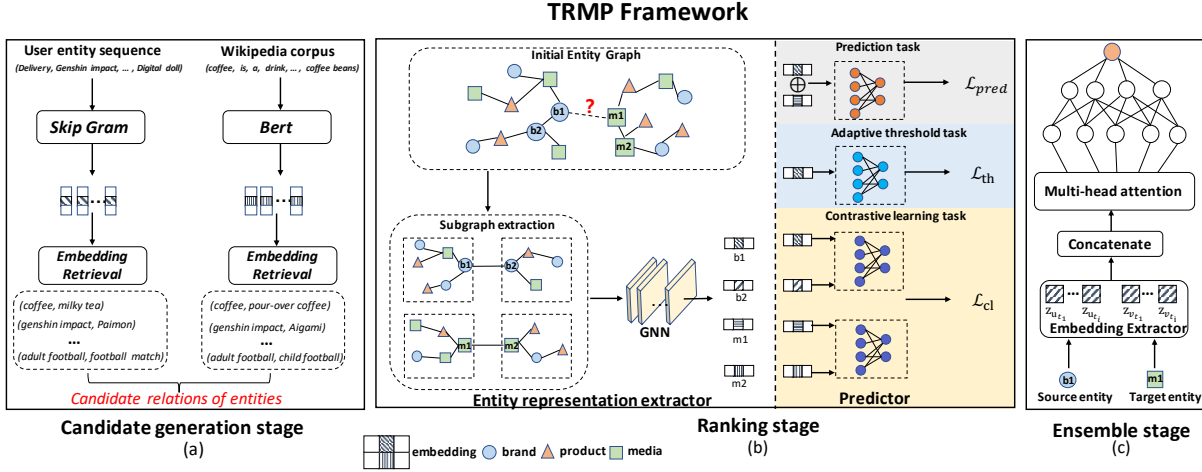


Fig. 4: Overview of TRMP framework consisting of three stages.

between prediction score s and threshold ϵ , the loss of adaptive threshold skipping task is defined as follows,

$$\begin{aligned} \epsilon_u &= \text{MLP}(z_u), \quad \hat{y}'_{u,v} = \sigma(s_{u,v} - \epsilon_u), \\ \mathcal{L}_{th} &= -\sum y_{u,v} \log(\hat{y}'_{u,v}) + (1 - y_{u,v}) \log(1 - \hat{y}'_{u,v}). \end{aligned} \quad (3)$$

Contrastive learning task Inspired by contrastive learning [13], [14], [36], which works by pulling positive samples closer and pushing negative samples further, we enhance the representation of entities with the auxiliary contrastive supervision. In real-world applications, entities are commonly associated with abundant textual information, which is a beneficial signal for facilitating representation learning. In particular, for a (source or target) entity e , we construct the anchor pairs $\langle e, e^+ \rangle$ through semantic-level similarities higher than a threshold in all the correlated entity lists. Subsequently, our contrastive learning objective is to minimize the following function based on InfoNCE [13], [37]:

$$\mathcal{L}_{cl} = \sum \log \frac{\exp(z_e \cdot z_{e^+} / \tau)}{\sum_{e^-} \exp(z_e \cdot z_{e^-} / \tau)}, \quad (4)$$

where τ is the temperature hyper-parameter and e^- is drawn from the widely-used in-batch negative sampling strategy.

The model's total loss is the weighted sum of prediction loss \mathcal{L}_{pred} , threshold loss \mathcal{L}_{th} , and contrastive loss \mathcal{L}_{cl} with hyper-parameters α and β . Experimentally, our model yields the best performance when $\alpha = \beta = 1$.

$$\mathcal{L} = \mathcal{L}_{pred} + \alpha * \mathcal{L}_{th} + \beta * \mathcal{L}_{cl}. \quad (5)$$

3) *Stage III: Ensemble Stage:* Due to the change in data distribution of upstream data sources (search logs, visit logs, etc.), the ranking model ALPC's performance is not stable enough, thus resulting in a big fluctuation of accuracy. Fig. 5 (b) shows the weekly accuracy trend of ALPC. The accuracy's upper bound is up to 97.5% and the lower bound is 95.5%, where the accuracy's variance is up to 0.31.

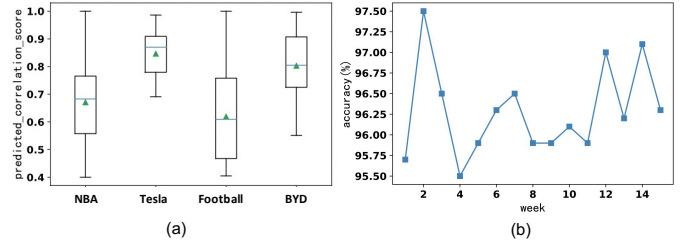


Fig. 5: (a) Skewed distribution of predictions *w.r.t.* different source entities. (b) The weekly accuracy trend of ALPC.

Therefore, we add the ensemble stage (Fig. 4 (c)) to improve the stability of the accuracy. It consists of an embedding extractor, a multi-head attention encoder, and MLP modules. Since the ALPC model is updated weekly, we can extract the entity embedding $z_{e_{t_i}}$ from weekly ALPC model respectively.

$$\begin{aligned} h_u &= \text{Concatenate}(z_{u_{t_1}}, \dots, z_{u_{t_i}}), \quad i = 1, 2, \dots \\ h_v &= \text{Concatenate}(z_{v_{t_1}}, \dots, z_{v_{t_i}}), \quad i = 1, 2, \dots \\ H_{u,v} &= \text{Concatenate}(h_u, h_v). \end{aligned} \quad (6)$$

And new predicted values will be obtained through multi-head attention encoder and MLP module. We also use cross entropy to calculate the loss of this stage. Specifically, we store the concatenated entity embedding h_e for the following module.

C. Entity Graph Storage and User Entity Preference

Entity Graph Storage. The relations mined from TRMP framework such as $\langle \text{NBA}, \text{CBA} \rangle$, would form the final entity graph and we store it in the Geabase for online serving [15].

User Entity Preference. The inputs of this module are user entity sequence from the entity sequence extractor module and entity embedding h_e extracted from the ensemble task. The user embedding is the element-wise sum of h_e in the corresponding user entity sequence. The dot product between user embedding and entity embedding is the user entity preference score. The equations are as follows. r_{u_k}

denotes the embedding of user k , l denotes the length of user entity sequence, $\mathbf{s}_{\langle u_k, e_m \rangle}$ denotes the user’s preference score towards entity m .

$$\mathbf{r}_{u_k} = \sum_{j=1}^l \mathbf{h}_{e_j} / l, \mathbf{s}_{\langle u_k, e_m \rangle} = \mathbf{r}_{u_k} * \mathbf{h}_{e_m}. \quad (7)$$

IV. EXPERIMENTS

A. Experiment Settings

1) *Evaluation metrics*: To evaluate the key components of EGL System, *i.e.*, TRMP and ALPC, we adopt several metrics, including ACC (Accuracy), CorS (Correlation Score), AEEC (Average Expansion Entity Count), AUC (Area under the ROC Curve), where ACC and CorS are calculated through manual evaluation while AEEC denotes the average number of correlated entities for each source entity. **Details of manual evaluation**: we randomly sample entity pairs and ask 8 annotators to decide whether the entity pairs are correlated. The annotators have three choices: highly correlated, medium correlated, and uncorrelated, which respectively represent correlation score=1, 0.5, 0. And “correlation score = 0” denotes inaccurate relation while “correlation score > 0” denotes accurate relation.

$$CorS = \frac{\sum_{i=1}^N \sum_{j=1}^N C_{i,j}}{\sum_{i=1}^N \sum_{j=1}^N T_{i,j}}, AEEC = \frac{\sum_{i=1}^N \sum_{j=1}^N T_{i,j}}{N}, \quad (8)$$

where N is the amount of the Entity Dict, $C_{i,j}$ represents the correlation score and $T_{i,j}$ denotes whether there is a relation between entities.

2) *Datasets*: Since this paper mainly focuses on the industrial problem of user targeting of service in the digital marketing scenario, we employ the real-world industrial datasets³ of Alipay. And for different stages of TRMP, the dataset differs.

Dataset of candidate generation stage The dataset of the co-occurrence part is the user entity sequence which comes from the entity sequence extractor, consisting of about ten million samples after random sampling. The dataset of the semantic part comes from the public Wikipedia corpus.

Dataset of ranking and ensemble stage Since the TRMP framework includes manual evaluation after the candidate generation stage, we retain the relations of the candidate generation stage only if the accuracy achieves a certain threshold and form the initial entity graph. The initial entity graph has millions of entities and billions of edges, making up 78% of the total entity dictionary. We randomly remove 10% of existing relations from the initial graph as positive testing data. Following a standard manner of learning-based link prediction, we randomly sample the same number of nonexistent relations (unconnected node pairs) as negative testing data. We use the remaining 90% of existing links as well as the same number of additionally sampled nonexistent links to construct the training

³The data set does not contain any Personal Identifiable Information (PII). The data set is desensitized and encrypted. Adequate data protection was carried out during the experiment to prevent the risk of data copy leakage, and the data set was destroyed after the experiment.

TABLE I: Metrics of each stage

Stage	ACC	CorS	AEEC	Variance of ACC
TRMP w.o. E&R _s	68.60%	0.673	78.0	0.30
TRMP w.o. E&R	80.60%	0.780	78.0	0.32
TRMP w.o. E	97.70%	0.950	61.2	0.31
TRMP	97.76%	0.951	59.5	0.08

data. The other negative samples come from negative sampling methods. In short, the datasets of both ranking and ensemble stage consist of 6 million positive samples and 18 million negative samples, called **Dataset-M**.

B. Effectiveness of TRMP

The performance of each stage of TRMP is reported in Table I, in which we prepare two variants of TRMP, *i.e.*, TRMP w.o. E without ensemble stage and TRMP w.o. E&R without both ensemble and ranking stage. And the stage TRMP w.o. E&R_s denotes forming entity pairs through popularity sampling methods from Entity Dict. We can observe that in terms of ACC and CorS metrics, TRMP > TRMP w.o. E > TRMP w.o. E&R > TRMP w.o. E&R_s. The candidate generation stage improves the ACC from 68.6% to 80.6%, and the ranking stage improves the ACC from 80.6% to 97.7%. We can obtain that the ranking stage plays the most important role in terms of ACC and CorS metrics. The AEEC metric of the candidate generation stage is the biggest, which shows the richness of expanding entities. In terms of the variance of ACC, the ensemble stage shows great potential (0.31 → 0.08).

In summary, the whole TRMP framework improves the ACC to 97%+ through the ranking stage and maintains the ACC & CorS in a steady value through the ensemble stage, which achieves an ideal level for entity graph construction.

C. Effectiveness of ALPC

Baseline methods In this experiment, we prepare the following baselines: (1) Graph embedding based methods: DeepWalk [25], Node2Vec [26]. (2) GNN-based methods: VGAE [38], SEAL [28], Geniepath [12], CompGCN [39], PaGNN [40]. To verify the consistent performance of ALPC, We evaluate ALPC and other methods on three sampled sub-dataset A, B, and C with different sampling ratios (details can be seen in Table II) from Dataset-M, and report the results in Table II. In addition, to verify the effectiveness of the proposed auxiliary tasks, we prepare variants $ALPC_{th-}$ (*i.e.*, ALPC without the adaptive threshold network), and $ALPC_{cl-}$ (*i.e.*, ALPC without the contrastive learning task).

From Table II, we have the following observations and analyses. First, among all the methods, ALPC performs best in all the datasets for both metrics, especially the ACC (manual evaluation metrics), indicating the effectiveness of ALPC by bringing in the adaptive threshold network and contrastive learning task. Second, we compare ALPC, $ALPC_{th-}$ and $ALPC_{cl-}$. The AUC gap between ALPC and $ALPC_{th-}$ is low since the latter version only lacks an adaptive threshold task, which mainly learns a threshold score. However, the ALPC’s ACC is much better than $ALPC_{th-}$, which verifies

TABLE II: Performance comparison on offline datasets.

	Dataset A		Dataset B		Dataset C	
# Entities	113,267		42,529		92,651	
# Edges	11,570,856		4,337,924		9,272,733	
Methods	AUC	ACC	AUC	ACC	AUC	ACC
DeepWalk	0.846	0.909	0.837	0.911	0.852	0.921
Node2Vec	0.848	0.915	0.839	0.913	0.856	0.932
SEAL	0.868	0.940	0.863	0.936	0.873	0.943
VGAE	0.847	0.928	0.857	0.930	0.874	0.939
Geniepath	0.870	0.944	0.865	0.942	0.877	0.945
CompGCN	0.869	0.942	0.865	0.943	0.876	0.944
PaGNN	0.872	0.951	0.867	0.951	0.878	0.955
<i>ALPC</i>	0.879	0.967	0.870	0.961	0.883	0.973
<i>ALPC_{th-}</i>	0.875	0.960	0.868	0.956	0.882	0.960
<i>ALPC_{cl-}</i>	0.871	0.950	0.862	0.944	0.879	0.953

TABLE III: Online experiments performance

Services	# exposure	# conversion	CVR	Running Time
Railway	+0.30%	23.20%	23.00%	3.0 min
Dicos	+0.50%	16.90%	16.30%	2.0 min
Cosmetics	-0.20%	19.50%	19.80%	2.5 min
Dessert	+0.73%	33.60%	32.90%	3.2 min
Women Football	+0.10%	9.40 %	9.20 %	2.2 min

the effectiveness of the adaptive threshold task. The comparison between *ALPC* and *ALPC_{cl-}* shows that adding a contrastive learning task can improve the ACC greatly. On the other hand, we find that the contrastive learning task is better than the adaptive threshold task in improving ACC.

D. Online Performance of the EGL System

The EGL System has already been deployed in the production environment of Alipay to serve the marketers to promote their services. Here, we conduct online A/B testing experiments to demonstrate the performance of the EGL System (shown in Table III) in real traffic when there are no seed users of the service. And we report the results based on the following four metrics: # **exposure** means the number of users who have been exposed by the service, # **conversion** means the number of users who have clicked inside the service, **CVR** means the conversion rate of the service, **and running time** means the total running time of user targeting task.

Effectiveness Note that the user targeting task is expected to find users who are most likely like the service. A higher CVR indicates a higher quality of selected users, and we report the gains of the EGL against the online baseline (*i.e.*, rule-based method) in Table III. It shows that the proposed EGL System maintains a great improvement in conversion and CVR.

Efficiency In terms of user targeting efficiency, the whole operation process only needs 2-4 minutes on average, which is 3 times faster than the former system in Alipay, *i.e.*, Hubble System [5]. In summary, the proposed EGL System performs effectively and efficiently in real-world online A/B testing, thus being more suitable for the industry.

E. Application Case

In this part, we will show a practical application case of the EGL System including processes of both user targeting

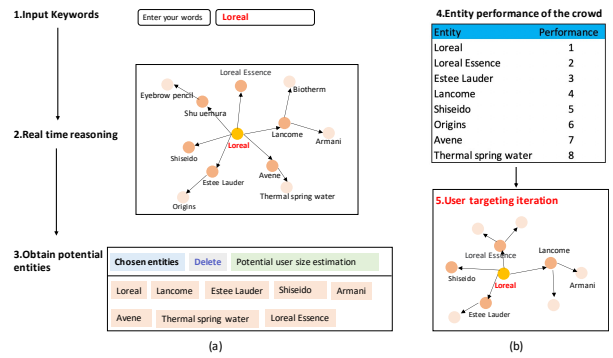


Fig. 6: A real case of user targeting of EGL system in Alipay

and the marketer’s next iteration to the target users. Fig. 6 (a) and Fig. 6 (b) represent these two processes respectively. In the user targeting process, when a marketer brings in a new service namely the L’Oreal service on the Alipay app, the marketer needs to propagandize it. In this scenario, the marketer only needs to search the word L’Oreal (entity) in the input box (the first step in Fig. 6 (a)) and our system will show the entity and the entity’s two-hops subgraph in default (the second step in Fig. 6 (a)), the marketers can choose any hops they need). Then they choose the entities they need and the chosen entities will be at the bottom of the final box (the third step in Fig. 6). When the marketer clicks the export button, our EGL will compute the target users of certain services and complete the exportation. The whole user targeting process only needs 2-4 minutes on average. Once the target users are exported and used for the service, the EGL computes the performance of all the chosen entities of corresponding target users (the fourth step in Fig. 6). Note the performance, the marketers can promote their service’s performance by iterating the user targeting process. Hence through our system, the marketers can not only obtain the service’s target users on their own, but also they can iterate the above process to discover the target users that meet their needs.

V. CONCLUSION

In this paper, we propose an innovative industrial system for audience targeting in mobile marketing scenarios, called EGL System, supported by our well-designed TRMP framework. In particular, the TRMP framework consists of candidate generation, ranking and ensemble stage, where we proposed a novel ALPC for effective relation mining in the ranking stage. Extensive experiments in offline and online environments demonstrate the effectiveness and efficiency of EGL System.

Future works The dynamic nature of entity graphs renders ALPC vulnerable to the distribution shift in realistic scenarios, thus incorporating stable learning [41], [42] and causal inference [43] for out-of-distribution generalization is a promising direction. Moreover, we are also interested in investigating hyperbolic graph learning [44], [45] for modeling hierarchical structures in our entity graphs.

REFERENCES

- [1] A. Mangalampalli, A. Ratnaparkhi, A. O. Hatch, A. Bagherjeiran, R. Parekh, and V. Pudi, "A feature-pair-based associative classification approach to look-alike modeling for conversion-oriented user-targeting in tail campaigns," in *Proceedings of the 20th international conference companion on World wide web*, 2011, pp. 85–86.
- [2] J. Shen, S. C. Geyik, and A. Dasdan, "Effective audience extension in online advertising," in *Proceedings of the 21th ACM SIGKDD International Conference on Knowledge Discovery and Data Mining*, 2015, pp. 2099–2108.
- [3] Q. Ma, E. Wagh, J. Wen, Z. Xia, R. Ormandi, and D. Chen, "Score look-alike audiences," in *2016 IEEE 16th International Conference on Data Mining Workshops (ICDMW)*. IEEE, 2016, pp. 647–654.
- [4] S. deWet and J. Ou, "Finding users who act alike: transfer learning for expanding advertiser audiences," in *Proceedings of the 25th ACM SIGKDD International Conference on Knowledge Discovery & Data Mining*, 2019, pp. 2251–2259.
- [5] C. Zhuang, Z. Liu, Z. Zhang, Y. Tan, Z. Wu, Z. Liu, J. Wei, J. Gu, G. Zhang, J. Zhou *et al.*, "Hubble: An industrial system for audience expansion in mobile marketing," in *Proceedings of the 26th ACM SIGKDD International Conference on Knowledge Discovery & Data Mining*, 2020, pp. 2455–2463.
- [6] Y. Zhu, Y. Liu, R. Xie, F. Zhuang, X. Hao, K. Ge, X. Zhang, L. Lin, and J. Cao, "Learning to expand audience via meta hybrid experts and critics for recommendation and advertising," in *Proceedings of the 27th ACM SIGKDD Conference on Knowledge Discovery & Data Mining*, 2021, pp. 4005–4013.
- [7] T. Mikolov, K. Chen, G. Corrado, and J. Dean, "Efficient estimation of word representations in vector space," *arXiv preprint arXiv:1301.3781*, 2013.
- [8] J. Devlin, M.-W. Chang, K. Lee, and K. Toutanova, "Bert: Pre-training of deep bidirectional transformers for language understanding," *arXiv preprint arXiv:1810.04805*, 2018.
- [9] F. Scarselli, M. Gori, A. C. Tsoi, M. Hagenbuchner, and G. Monfardini, "The graph neural network model," *IEEE transactions on neural networks*, vol. 20, no. 1, pp. 61–80, 2008.
- [10] W. L. Hamilton, R. Ying, and J. Leskovec, "Inductive representation learning on large graphs," 2017.
- [11] Z. Liu, C. Chen, X. Yang, J. Zhou, X. Li, and L. Song, "Heterogeneous graph neural networks for malicious account detection," in *Acm International Conference*, 2018, pp. 2077–2085.
- [12] Z. Liu, C. Chen, L. Li, J. Zhou, X. Li, L. Song, and Y. Qi, "Geniepath: Graph neural networks with adaptive receptive paths," 2018.
- [13] A. v. d. Oord, Y. Li, and O. Vinyals, "Representation learning with contrastive predictive coding," *arXiv preprint arXiv:1807.03748*, 2018.
- [14] A. Jaiswal, A. R. Babu, M. Z. Zadeh, D. Banerjee, and F. Makedon, "A survey on contrastive self-supervised learning," *Technologies*, vol. 9, no. 1, p. 2, 2020.
- [15] Z. Fu, Z. Wu, H. Li, Y. Li, M. Wu, X. Chen, X. Ye, B. Yu, and X. Hu, "Geabase: A high-performance distributed graph database for industry-scale applications," in *2017 Fifth International Conference on Advanced Cloud and Big Data (CBD)*. IEEE, 2017, pp. 170–175.
- [16] Y. Zhang and J. Yang, "Chinese ner using lattice lstm," *arXiv preprint arXiv:1805.02023*, 2018.
- [17] W. Liu, T. Xu, Q. Xu, J. Song, and Y. Zu, "An encoding strategy based word-character lstm for chinese ner," in *Proceedings of the 2019 Conference of the North American Chapter of the Association for Computational Linguistics: Human Language Technologies, Volume 1 (Long and Short Papers)*, 2019, pp. 2379–2389.
- [18] J. Li, A. Sun, J. Han, and C. Li, "A survey on deep learning for named entity recognition," *IEEE Transactions on Knowledge and Data Engineering*, vol. 34, no. 1, pp. 50–70, 2020.
- [19] J. Lafferty, A. McCallum, and F. C. Pereira, "Conditional random fields: Probabilistic models for segmenting and labeling sequence data," 2001.
- [20] F. Souza, R. Nogueira, and R. Lotufo, "Portuguese named entity recognition using bert-crf," *arXiv preprint arXiv:1909.10649*, 2019.
- [21] D. Liben-Nowell and J. Kleinberg, "The link prediction problem for social networks," in *Proceedings of the twelfth international conference on Information and knowledge management*, 2003, pp. 556–559.
- [22] L. A. Adamic and E. Adar, "Friends and neighbors on the web," *Social networks*, vol. 25, no. 3, pp. 211–230, 2003.
- [23] L. Katz, "A new status index derived from sociometric analysis," *Psychometrika*, vol. 18, no. 1, pp. 39–43, 1953.
- [24] J. Tang, M. Qu, M. Wang, M. Zhang, J. Yan, and Q. Mei, "Line: Large-scale information network embedding," in *Proceedings of the 24th international conference on world wide web*, 2015, pp. 1067–1077.
- [25] B. Perozzi, R. Al-Rfou, and S. Skiena, "Deepwalk: Online learning of social representations," in *Proceedings of the 20th ACM SIGKDD international conference on Knowledge discovery and data mining*, 2014, pp. 701–710.
- [26] A. Grover and J. Leskovec, "node2vec: Scalable feature learning for networks," in *Proceedings of the 22nd ACM SIGKDD international conference on Knowledge discovery and data mining*, 2016, pp. 855–864.
- [27] C. Shi, B. Hu, W. X. Zhao, and S. Y. Philip, "Heterogeneous information network embedding for recommendation," *IEEE Transactions on Knowledge and Data Engineering*, vol. 31, no. 2, pp. 357–370, 2018.
- [28] M. Zhang and Y. Chen, "Link prediction based on graph neural networks," *Advances in neural information processing systems*, vol. 31, 2018.
- [29] K. Teru, E. Denis, and W. Hamilton, "Inductive relation prediction by subgraph reasoning," in *International Conference on Machine Learning*. PMLR, 2020, pp. 9448–9457.
- [30] T. N. Kipf and M. Welling, "Semi-supervised classification with graph convolutional networks," 2016.
- [31] P. Velickovi, G. Cucurull, A. Casanova, A. Romero, P. Liò, and Y. Bengio, "Graph attention networks," 2017.
- [32] D. Bo, B. Hu, X. Wang, Z. Zhang, C. Shi, and J. Zhou, "Regularizing graph neural networks via consistency-diversity graph augmentations," in *AAAI*, 2022, pp. 3913–3921.
- [33] R. Y. Rubinfeld and D. P. Kroese, *The cross-entropy method: a unified approach to combinatorial optimization, Monte-Carlo simulation, and machine learning*. Springer, 2004, vol. 133.
- [34] M. A. Hasan and M. J. Zaki, "A survey of link prediction in social networks," in *Social network data analytics*. Springer, 2011, pp. 243–275.
- [35] F. Schroff, D. Kalenichenko, and J. Philbin, "Facenet: A unified embedding for face recognition and clustering," in *Proceedings of the IEEE conference on computer vision and pattern recognition*, 2015, pp. 815–823.
- [36] P. H. Le-Khac, G. Healy, and A. F. Smeaton, "Contrastive representation learning: A framework and review," *IEEE Access*, vol. 8, pp. 193907–193934, 2020.
- [37] M. Gutmann and A. Hyvriinen, "Noise-contrastive estimation: A new estimation principle for unnormalized statistical models," in *International Conference on Artificial Intelligence and Statistics*, 2010.
- [38] T. N. Kipf and M. Welling, "Variational graph auto-encoders," *arXiv preprint arXiv:1611.07308*, 2016.
- [39] S. Vashishth, S. Sanyal, V. Nitin, and P. Talukdar, "Composition-based multi-relational graph convolutional networks," 2019.
- [40] S. Yang, B. Hu, Z. Zhang, W. Sun, Y. Wang, J. Zhou, H. Shan, Y. Cao, B. Ye, Y. Fang *et al.*, "Inductive link prediction with interactive structure learning on attributed graph," in *Joint European Conference on Machine Learning and Knowledge Discovery in Databases*. Springer, 2021, pp. 383–398.
- [41] Z. Shen, P. Cui, J. Liu, T. Zhang, B. Li, and Z. Chen, "Stable learning via differentiated variable decorrelation," in *Proceedings of the 26th acm sigkdd international conference on knowledge discovery & data mining*, 2020, pp. 2185–2193.
- [42] X. Zhang, P. Cui, R. Xu, L. Zhou, Y. He, and Z. Shen, "Deep stable learning for out-of-distribution generalization," in *Proceedings of the IEEE/CVF Conference on Computer Vision and Pattern Recognition*, 2021, pp. 5372–5382.
- [43] Y.-X. Wu, X. Wang, A. Zhang, X. He, and T.-S. Chua, "Discovering invariant rationales for graph neural networks," *arXiv preprint arXiv:2201.12872*, 2022.
- [44] Q. Liu, M. Nickel, and D. Kiela, "Hyperbolic graph neural networks," *Advances in Neural Information Processing Systems*, vol. 32, 2019.
- [45] M. Yang, M. Zhou, Z. Li, J. Liu, L. Pan, H. Xiong, and I. King, "Hyperbolic graph neural networks: A review of methods and applications," *arXiv preprint arXiv:2202.13852*, 2022.