

W-PROCER: Weighted Prototypical Contrastive Learning for Medical Few-Shot Named Entity Recognition

Mingchen Li¹, Yang Ye², Jeremy Yeung¹
Huixue Zhou¹, Huaiyuan Chu², Rui Zhang¹

¹University of Minnesota, Twin Cities ²Georgia State University

¹{li003378, yeung048, zhou1742, zhan1386}@umn.edu

²{yye10, hchu11}@student.gsu.edu

Abstract

Contrastive learning has become a popular solution for few-shot Name Entity Recognition (NER). The conventional configuration strives to reduce the distance between tokens with the same labels and increase the distance between tokens with different labels. The effect of this setup may, however, in the medical domain, there are a lot of entities annotated as OUTSIDE (O), and they are undesirably pushed apart from other entities that are not labeled as OUTSIDE (O) by the current contrastive learning method end up with a noisy prototype for the semantic representation of the label, though there are many OUTSIDE (O) labeled entities are relevant to the labeled entities. To address this challenge, we propose a novel method named **Weighted Prototypical Contrastive Learning for Medical Few Shot Named Entity Recognition (W-PROCER)**. Our approach primarily revolves around constructing the prototype-based contractive loss and weighting network. These components play a crucial role in assisting the model in differentiating the negative samples from OUTSIDE (O) tokens and enhancing the discrimination ability of contrastive learning. Experimental results show that our proposed W-PROCER framework significantly outperforms the strong baselines on the three medical benchmark datasets. ¹

1 Introduction

To mine a vast quantity of unstructured information from electronic medical records, people are increasingly interested in applying information extraction to them. These techniques can offer valuable perception and generate substantial benefits for clinical research, such as drug discovery (Zhang et al., 2021), and medical knowledge graphs (Li et al., 2020b; Wu et al., 2023). Within the scope of medical text mining, one of the most essential

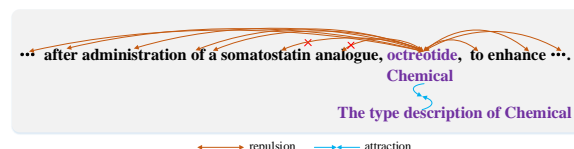


Figure 1: The traditional contrastive learning method with a label *Chemical* in an example sentence from BC5CDR (Li et al., 2016). the word with black color is labeled as *O*. In this method, the distance between *octreotide* and its type description will be reduced, while the distance between *octreotide* and OUTSIDE (*O*) labeled entities will be increased.

tasks in medical text mining is medical named entity recognition (NER). However, The existing supervised medical NER model necessitates a substantial amount of human (i.e. medical student, doctor)-annotated data. To tackle this issue, few-shot techniques have been introduced to perform NER in resource-constraint settings by leveraging auxiliary information or improving the discrimination for different labels.

Few-shot learning consists of learning seen or unseen classes from insufficient labeled data (Yang and Katiyar, 2020; Das et al., 2021; Li et al., 2022). To address the challenges posed by the scarcity of available medical data, previous study (Fan et al., 2021; Yang et al., 2022a) tackle this challenge by directly exploring the pre-trained language model (PLM) in the medical domain, such as BioBERT (Lee et al., 2020) and GatorTron (Yang et al., 2022b). However, as the model design in medical PLM disregards the relationships among various labels, the discrimination among the labels is not guaranteed, which can lead to inadequate discrimination among them. Consequently, when two entities are very similar but belong to different classes, prediction can be challenging. For example, in the dataset NCBI (Doğan et al., 2014), the entity *muscle weakness* with label *DiseaseClass* and entity *muscle dystrophy* with label *SpecificDis-*

¹The source code, data, and checkpoints will be publicly available at <https://github.com/ToneLi/W-ProcER>.

ease may produce similar entity representations but they belong to different labels. When these two entities are included in the same query set, they are hard to distinguish from one another and may cause a contradiction in prediction due to their having similar measurements, thus may result in misclassification.

Alternatively, to deal with this challenge, several studies (Hou et al., 2020; Guibon et al., 2021; Das et al., 2021; Huang et al., 2022) propose to harness the power of contrastive learning (Chen et al., 2020) to increase the discrimination among the label. However, they have the same fundamental weakness, in the NER task, unlike the entity class, which has a clear semantic representation, the label OUTSIDE (O) does not carry any unified semantic meaning, on the other word, the training data is partially annotated (Das et al., 2021; Zhang et al., 2022). When there is an excessive number of labels in the field of medicine, this problem is magnified. In the previous contrastive learning-based method, the operation of reducing the distance between tokens with the same label and increasing the distance between tokens with different labels inevitably yields negative pairs that share similar semantic label meanings and should be closer in the embedding space. Finally, it will force the model to struggle in assigning the correct label in the test set. such problem is defined as a class collision in (Arora et al., 2019), and is shown to hurt representation learning in (Li et al., 2020a). For instance, in Figure 1, the entities *somatostatin* and *analogue* are labeled as "O" in the dataset BC5CDR, despite their relevance to the type *Chemical*. Considering *somatostatin* and *analogue* with *Chemical* as negative pairs in contrastive learning would be unreasonable. Instead, (Zhang et al., 2022) propose a dynamic thresholding loss in constrictive learning, which utilizes the similarity between sentence embedding and type embedding as the positive score or dynamic threshold, however, they still cannot exactly distinguish the positive example and negative example for the no-span entities. In such cases, the label distinguish ability of current methods may be limited significantly, which inadvertently hurts the few-shot medical performance.

To address the above issue, we aim to develop a better contrastive learning approach that mitigates the impact of the class collision in the few-shot medical NER, and pushes apart the negative pairs

when sampling the negative entity in OUTSIDE (O) labeled entities that share similar semantics. The core idea is motivated by (Li et al., 2020a) from unsupervised image representations, which involves constructing multiple prototypes from sampled examples and designing a contrastive loss function that ensures the embedding of a given sample is more similar to its corresponding prototypes, as opposed to other prototypes. Inspired by this, a novel framework towards **Weighted Prototypical Contrastive Learning for Medical Few Shot Named Entity Recognition**, namely W-PROCER.

In our approach, we first construct several prototypes from OUTSIDE (O) labeled tokens by the cluster method, such as K-mean (Li and Wu, 2012), and define the distance between the observed data and the center of clustered prototypes, to help understand the positive examples and negative examples from the OUTSIDE (O) data. Next, we construct a prototype-based contrastive learning that ensures the embedding of a given sample is more similar to its corresponding prototypes, as opposed to other prototypes. Additionally, we introduce a type-based contrastive loss that encourages the reduction of distances between entities with the same type. Furthermore, to facilitate the model’s ability to distinguish the importance of various negative samples, we propose a weighting network that is utilized in both of the aforementioned contrastive objectives. We perform extensive experiments on three standard medical datasets for few-shot name entity recognition demonstrating the superiority of our method over prior state-of-the-art methods. Our contributions are the following:

- We propose W-PROCER, a new framework that uses Weighted and Prototypical Contrastive Learning to solve the class collision problem in the medical few-shot name entity recognition.
- we evaluate the effectiveness of our weighting strategies in the negative samples.
- We conduct a thorough analysis of our method, including an ablation study, demonstrating the ineffectiveness of W-PROCER.

2 Related Work

2.1 Few-Shot NER

The few-shot name entity recognition is a new task that aims to predict the label of the entity from in-

sufficient labeled data, most previous work in the medical domain prefers to directly use the medical language model (such as ClinicalBERT (Huang et al., 2019), BioBERT (Lee et al., 2020), and GatorTron (Yang et al., 2022a) to solve the few NER problem. Otherwise, (Fritzler et al., 2019; Ji et al., 2022) propose to utilize the prototype network (Snell et al., 2017) in the few-shot medical NER tasks. Inspired by the nearest neighbor inference (Wiseman and Stratos, 2019), (Yang and Katiyar, 2020) proposed NNshot and Structshot, which apply the nearest neighbor to search the nearest label for each testing entity, and the Viterbi Decoder is used to capture label dependencies. (Das et al., 2021) proposed CONTaiNER, which exploits Contrastive learning to increase the discrimination for each label, and adopts Gaussian embeddings for each token to solve the Anisotropic in the few-shot NER task. The prompt-based method also be explored in this task, such as (Huang et al., 2022) uses the prompt to guild the Contrastive Learning. (Zhang et al., 2022) proposed a Span-based contrastive learning method to help handle the nested NER.

2.2 Contrastive Learning

The early work about Contrastive Learning was made to enhance the discrimination for the positive and negative examples and to improve the robustness of the image representation in the unsupervised domain, such as SimCLR (Chen et al., 2020). After that, (Dangovski et al., 2021) demonstrate that the choice to make features either sensitive or insensitive to a specific group of transformations can significantly impact the performance of downstream tasks. So they propose equivariant contrastive learning, which learns insensitive and sensitive features separately. Inspired by this work, DiffCSE (Chuang et al., 2022) abandoned the method of synonyms replacement when doing the data argumentation, and uses the dropout-based augmentation method to construct the positive pair in the contrastive learning, at the same time, learning the sentence representation by randomly masking the tokens as joint to train the model. (Li et al., 2020a) regards many negative pairs that share similar semantics, it is inappropriate to push them from each other in the embedding space, so they propose prototypical contrastive learning to ensure the embedding of a given sample is more similar to its corresponding prototypes, as opposed to other pro-

totypes. (Suresh and Ong, 2021) propose a weighting network to help differently weight the positives and negatives in the contrastive objective function. Otherwise, in the medical Few shot NER domain, several works (Das et al., 2021; Zhang et al., 2022; Huang et al., 2022) also try to use contrastive learning to increase the distinguish for different labels.

3 Problem Statement and Setup

In this section, we formalize the task of few-shot named entity recognition (NER) and present a standardized evaluation setup to ensure a fair comparison against previous SOTA models.

3.1 Few-Shot NER

In the traditional name entity recognition, given an input sentence of i tokens $\mathbf{x} = \{x_1, x_2, \dots, x_i\}$, the model about NER intends to assign each taken x_i to its corresponding label y_i . In the few-shot NER problem, we assume that there are two same label sets $\{L^n\}$ of n length in the support set (training set) and query set (testing set). The K -shot NER task is formally defined as follows: given the input sentence \mathbf{x} and a set of K -shot entities for each label class in $\{L^n\}$, the aim is to find the best sequence $\mathbf{y} = \{y_1, y_2, \dots, y_i\}$ for \mathbf{x} . K -shot entities set contains K entity examples for each entity class in $\{L^n\}$.

3.2 Standard Setups

For the evaluation scheme on few-shot NER, the current work (Fritzler et al., 2019; Hou et al., 2020) adapted the episode evaluation method, which just utilizes episode data from the actual test. As shown in (Das et al., 2021), sampling the test episodes from the actual test set perturbs the real distribution of testing data that may not reflect the actual performance. So, same as (Das et al., 2021; Yang and Katiyar, 2020; Huang et al., 2022), we use the original test set for the prediction and use Greedy sampling (Yang and Katiyar, 2020) to sample multiple support sets. To clarify the tagging scheme setup, we utilize the "IO" tagging scheme. Under this scheme, the "I" designation indicates that all tokens are inside an entity, while "O" refers to all other tokens.

4 Methodology

Figure 2 gives an overview of our W-PROCER, which consists of four main steps: (1) it first encoders the input sentence and the description

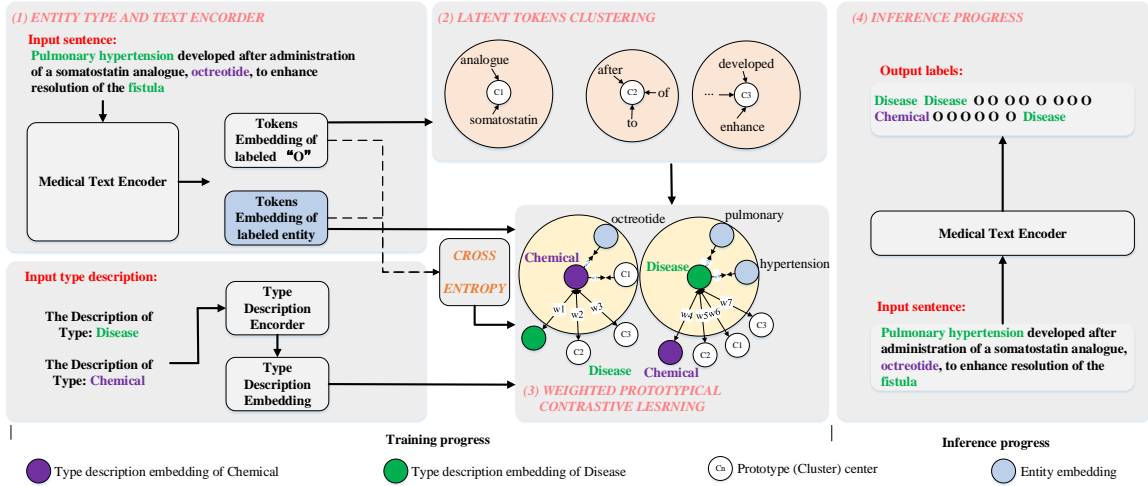


Figure 2: Training progress and Inference progress of W-PROCER

of class type into the sentence embedding and type embedding by the **Text and Entity Type Encoder Module**, here we use GatorTron (Yang et al., 2022b) as the medical knowledge encoder; (2) it then clusters the token embeddings of labeled OUTSIDE (O) in the (support) training dataset, and construct the positive prototype center and negative prototype center in the **Latent tokens Clustering** module; (3) It incorporates the tokens embedding, entity type embedding and the centers of the different prototypes into **Prototypical Weighted Contrastive Learning** (PWCL) to help model differentiate the entities with different labels and the negative samples from OUTSIDE (O) tokens. After that, the model is optimized by the PWCL and the Cross-Entropy. (4) Finally, at the inference progress, we predict the label sequence with the maximum score, this progress is shown in **Inference Progress**. Next, we provide details for each component.

4.1 Entity Type and Text Encoder

Entity type embeddings are regarded as the anchors in the vector space for our contrastive learning. For the different types, we first define their textual definition based on Wikidata² and calculate their embeddings using the medical language model (MLM) GatorTron with an additional linear projection. For later use, we define the embeddings of the set of entity type descriptions expect label O , $T = \{t_1, \dots, t_n\}$ as $\mathbf{T} = \{\mathbf{t}_1, \dots, \mathbf{t}_n\}$, \mathbf{t}_n is the embedding for the entity type description t_n . Similar to the embedding of entity type descriptions, we

²<https://www.wikidata.org>

again use GatorTron as the text encoder and utilize the final hidden states to represent the basic text tokens in the support set,

$$\{\mathbf{h}_1, \mathbf{h}_2, \dots, \mathbf{h}_i\} = MLM\{x_1, x_2, \dots, x_i\} \quad (1)$$

where i is the length of tokens in an input sentence.

4.2 Latent Tokens Clustering

We perform a latent clustering strategy on OUTSIDE (O) labeled tokens from the training dataset. This is based on the fact that there are many unannotated tokens in the OUTSIDE (O) labeled tokens, the tokens of relevant tokens are more likely to be the same. And then we set the threshold to judge the positive pair between different prototype centers and anchors. Our latent token clustering method empowers the model to reduce the noise-negative samples from the OUTSIDE (O) labeled tokens in the contrastive learning. Specially, we perform token clustering on these OUTSIDE (O) labeled tokens $\{\mathbf{o}_1, \mathbf{o}_2, \dots, \mathbf{o}_j\}$ to obtain k clusters. We define the prototype center c_k as the centroid embedding for the k -clusters. Then, we construct the positive set P_n^c and negative set N_n^c for the anchor \mathbf{t}_n by,

$$\begin{cases} c_k \in P_n^c & D(c_k, \mathbf{t}_n) < \alpha \\ c_k \in N_n^c & D(c_k, \mathbf{t}_n) > \alpha \end{cases} \quad (2)$$

Where, by calculating the distance D between c_k and \mathbf{t}_n , if t_n belongs to cluster k , c_k will be regarded as an element in the positive set P_n^c . In

our work, the distance is calculated by Euclidean distance.

4.3 Weighted Prototypical Contrastive Learning

The traditional contrastive loss in the few-shot NER task aims to reduce the distance between the semantic representations of tokens that belong to the same label type by defining a set of positive pairs while increasing the distance between the semantic representations of tokens belonging to different label types by defining a set of negative pairs. This method can help increase the distinction between different labels. The positive set P_i for a given entity token x_i about label y_i only has one sample, the argument version of x_i is defined as $g(x_i)$, which can be the entity token has the same label class with token x_i or the type description of the label type about x_i . The negative set N_i would be the tokens that have different label classes with x_i or the type description of other labels and the OUTSIDE (O) labeled tokens. The contrastive loss can be defined as:

$$L_{cl} = \sum_{i=1}^K -\log \frac{\exp(x_i \cdot g(x_i)/\tau)}{\sum_{n(x_i) \in N_i} \exp(x_i \cdot n(x_i)/\tau)} \quad (3)$$

where K is the number of entity tokens, τ is the temperature hyper-parameter. Larger τ will decrease the dot-products, creating a more different comparison.

From equation 3, we find it faces one fundamental weakness. It is easily regarding all OUTSIDE (O) labeled tokens as the elements in the negative set N_i . As the input sentence in Figure 2, In the OUTSIDE (O)labeled tokens, there are instances that are partially unannotated, like "somatostatin analogue," which should be closer to the entity label "Chemical" and thus have an impact on the discrimination ability. To address this, we first introduce a type-based contrastive loss to differentiate tokens with different types. Subsequently, we propose a prototype-based contrastive loss to identify positive and negative prototypes within the OUTSIDE (O) labeled tokens for the anchor class type. They are defined as:

$$L_{type} = \sum_{i=1}^K -\log \frac{\exp(\mathbf{t}_n \cdot \mathbf{h}_i^n / \tau)}{\sum_{\mathbf{t}_m \in \mathbf{T}, m \neq n} \exp(\mathbf{t}_n \cdot \mathbf{t}_m / \tau)} \quad (4)$$

$$L_{prototype} = \sum_{s=1}^M -\log \left(\frac{\sum_{c_k \in P_n^c} \exp(\mathbf{t}_n \cdot c_k / \tau)}{\sum_{c_v \in N_n^c} \exp(\mathbf{t}_n \cdot c_v / \tau)} \right)_s \quad (5)$$

where \mathbf{t}_n is the embedding of the type class t_n , \mathbf{h}_i^n is the embedding of the token x_i with the type class t_n . M is the number of sentences in a batch.

Equation 3 weights all negative samples equally to the current token x_i . However, not all negatives are equal. For example, we assume the type t_n is *DiseaseClass*, *DiseaseClass* and class type *SpecificDisease* are conceptually closer than *DiseaseClass* and class type *CompositeMention*. The same situation occurs in our prototype-based CL. Thus, our goal was to introduce a method that can adaptively weight the negative pair, thereby helping the model differentiate the more difficult negatives and improve the discrimination ability of contrastive learning.

$$L_{type} = \sum_{i=1}^K -\log \frac{\exp(\mathbf{t}_n \cdot \mathbf{h}_i^n / \tau)}{\sum_{\mathbf{t}_m \in \mathbf{T}, m \neq n} w_{mn} \cdot \exp(\mathbf{t}_n \cdot \mathbf{t}_m / \tau)} \quad (6)$$

$$L_{prototype} = \sum_{s=1}^M -\log \left(\frac{\sum_{c_k \in P_n^c} \exp(\mathbf{t}_n \cdot c_k / \tau)}{\sum_{c_v \in N_n^c} w_{nv} \cdot \exp(\mathbf{t}_n \cdot c_v / \tau)} \right)_s \quad (7)$$

Here, w_{mn} indicates the relationship between the entity type t_n and entity type t_m , w_{nv} indicates the relationship between the entity type t_n and the negative prototypical center c_v which is clustered by the OUTSIDE (O) labeled data in the input text where t_n appears.

In our contrastive loss function, we want to increase the weight of confusable negative examples relative to other negative labels. To weight each comparison sample differently, we use two different weighting networks for Equation 6 and Equation 7. The prediction probabilities obtained from the softmax layer, are given by:

$$W_1 = \text{softmax} \left(\frac{\mathbf{T} \mathbf{T}^T}{\sqrt{d_k}} \right), w_{mn} \in W_1$$

$$W_2 = \text{softmax} \left(\frac{[\mathbf{T} : \mathbf{C}] [\mathbf{T} : \mathbf{C}]^T}{\sqrt{d_k}} \right), w_{nv} \in W_2 \quad (8)$$

: denotes the concatenate operation. \mathbf{C} refers to the embedding matrix of all cluster centers.

In contrast to previous contrastive learning methods in Named Entity Recognition (NER), such as (Das et al., 2021), that push tokens labeled as OUTSIDE (O) towards all other type-labeled entities, it enables a better understanding of which tokens are labeled as OUTSIDE (O) in the training dataset. In our work, we also need a strategy to let the model have the ability to distinguish which prototypes should be labeled as *O*. So in our work, we adopt a direct approach where we minimize the distance between the input sentence and its gold labels using cross-entropy during the training process. This allows the model to learn the mapping between entity types and their corresponding tokens labeled in the training set, and then we use our proposed CL loss functions, which helps the unlabeled entities within the OUTSIDE (O) tokens to converge towards their most relevant entity types. Intuitively, these two steps have conflicts, on one hand, we aim to minimize the distance between the positive prototype derived from *O* labeled tokens and *O* label itself. On the other hand, we also aim to minimize the distance between a positive prototype and its relevant type anchors. By implementing this operation, we maintain the assumption that the model is capable of distinguishing token labels between the *O* label and other relation types. The experiments demonstrate that our model has a higher tendency to align the positive prototype with its relevant type anchors. Our overall objective is as follows:

$$L = L_{CE} + \beta L_{type} + (1 - \beta) L_{prototype} \quad (9)$$

Where L_{CE} is the cross-entropy loss, which optimizes the output of the last hidden layer and the entity types labeled in the training data. $\beta \in [0, 1]$ is a tunable parameter.

4.4 Inference Progress

During the inference, given the input token x_i and the candidate entity types $\{L^n\}$, the label y_i for token x_i is predicted at the final layer of MLM with the maximum score:

$$\{y_1, y_2, \dots, y_i\} = \underset{y' \in \{L^n\}}{\operatorname{argmax}} p(y' | \{h_1, h_2, \dots, h_i\}) \quad (10)$$

5 Experimental Setup

5.1 Dataset

W-PROCER is evaluated with three medical datasets, including I2B2'14 (Stubbs and Uzuner,

2015), BC5CDR (Li et al., 2016) and NCBI (Doğan et al., 2014). Among these datasets, NCBI and BC5CDR consist of 798 and 1500 public medical abstracts separately, all of which are annotated with MeSH identifiers. The data I2B2'14 originates from the 2014 i2b2 Challenge and is provided by Partners HealthCare. All records have undergone complete de-identification and have been manually annotated to identify risk factors associated with diabetes and heart disease. Table 1 shows the detailed statistical information of these three datasets.

Dataset	# Domain	# Class	# Sentence/ # Entity
I2B2'14	Medical	23	140,817/ 29,233
BC5CDR	Medical	2	13,938/ 28,545
NCBI	Medical	4	7,287/ 7,025

Table 1: Datasets Statistics. # Class refers to the number of entity classes (types) that have been labeled in a dataset.

5.2 Baselines and Evaluation Metrics

We compare the performance of W-PROCER with several strong baselines based on the state-of-the-art pre-trained few-shot NER models, including both Domain Transfer and Domain non-Transfer methods. Specifically, the Domain Transfer models have been trained on the OntoNotes 5.0 dataset, which comprises medical NER knowledge. The evaluation of these models is conducted using the support sets and test sets from I2B2'14, BC5CDR, and NCBI. On the contrary, Domain Non-Transfer models differ in that they do not undergo additional pre-training using other medical NER datasets.

we consider the following Domain Transfer models: (1) **NNshot** (Yang and Katiyar, 2020) is a method that uses nearest neighbor classification. (2) **Struct-shot** (Yang and Katiyar, 2020) is an improved version of NNshot that combines nearest neighbor classification, abstract transition matrix, and Viterbi algorithm. (3) **ContaiNER** (Das et al., 2022) adopts contrastive learning to estimate the distributional distance between entities' vectors, which are represented using Gaussian embeddings. (4) **COP-NER** (Huang et al., 2022) leverages contrastive learning with prompt tuning to identify entities. (5) **EP-NET** (Ji et al., 2022) is a NER method based on the dispersedly distributed prototypes network.

we also consider the following Domain non-Transfer models: (1) **ProtoBERT** (Huang et al., 2022) is a few-shot NER method, which uti-

	Approach	1-shot			5-shot		
		I2B2'14	BC5CDR	NCBI	I2B2'14	BC5CDR	NCBI
Domain Transfer	NNShot (Yang and Katiyar, 2020)	16.60±2.10	32.96±1.67	11.82±1.02	23.70±1.30	39.30±1.24	16.22±0.69
	StructShot (Yang and Katiyar, 2020)	22.10±3.00	16.09±1.39	4.63±0.70	31.80±1.80	30.97±1.77	13.89±1.09
	ContaiNER (Das et al., 2022)	21.50±1.70	<u>37.25±5.52</u>	16.51±3.90	36.70±2.10	41.21±7.31	26.83±3.18
	COPNER (Huang et al., 2022)	<u>35.80±1.30</u>	36.36±1.85	15.54±1.43	43.70±1.50	42.78±0.34	24.23±1.51
	EP-NET (Ji et al., 2022)	27.50±4.60	–	–	<u>44.90±2.70</u>	–	–
Domain non-Transfer	BINDER (Zhang et al., 2022)	9.68±5.02	1.86±0.31	2.95±0.71	32.76±6.44	51.79±14.56	31.95±1.25
	ProtoBERT (Huang et al., 2022)	13.40±3.00	23.61±6.80	17.24±1.64	17.90±1.80	40.58±6.17	34.18±1.02
	BERT (Devlin et al., 2018)	18.79±7.14	10.58±4.90	12.33±3.14	30.38±2.68	35.60±1.80	26.53±3.62
	ClinicalBERT (Huang et al., 2019)	17.46±4.11	19.96±2.40	8.27±1.89	18.97±2.68	39.25±4.20	24.47±2.14
	BioBERT (Lee et al., 2020)	11.25±0.00	36.78±4.29	27.19±1.60	20.50±2.07	47.04±1.39	35.88±2.55
	GatorTron (Yang et al., 2022a)	35.25±6.53	26.97±4.79	<u>35.00±3.57</u>	42.94±4.16	<u>55.44±2.43</u>	<u>37.64±1.76</u>
	W-PROCER w/o weight	36.50±5.12	38.10±5.87	37.19±1.47	45.06±3.52	41.59±1.68	39.22±2.80
	W-PROCER w/o prototype	35.41±3.91	37.13±4.13	37.93±2.14	45.07±1.96	43.83±2.34	40.52±3.94
	W-PROCER (Our Approach)	36.91±4.46	40.26±4.46	38.86±2.80	46.43±4.30	56.02±3.06	40.90±1.63

Table 2: Results of various approaches for 1/5-shot medical NER on I2B2'14, BC5CDR and NCBI. The baseline results for ProtoBERT, NNshot, Structshot, ContaiNER, COPNER, and EP-NET on the I2B2'14 dataset were obtained from their respective source papers. To calculate the results of these baselines on the BC5CDR and NCBI, the models were trained based on the support set using the source code provided by the authors. For the remaining baseline models, we conducted training using their source code on the I2B2'14, BC5CDR, and NCBI datasets. It is important to note that for EP-NET, as the source code was not available, we solely report their results from the paper specifically on the I2B2'14. We utilize PubMedBERT in BINDER which helps it get the best performance from its source paper.

lizes the prototypical network (Snell et al., 2017) and BERT model to infer the entity label. (2) **BINDER** (Zhang et al., 2022) employs span-based contrastive learning to effectively push the entities of different types by optimizing both the entity type encoder and sentence encoder. (3) **LM-tagger** (BERT (Devlin et al., 2018), ClinicalBERT (Huang et al., 2019), BioBERT (Lee et al., 2020) and GatorTron (Yang et al., 2022a)) are traditional LM-based methods that fine-tune the LM on the support set with the label classifier. Same as (Yang and Katiyar, 2020; Das et al., 2022; Huang et al., 2022; Ji et al., 2022; Zhang et al., 2022), we evaluate all the models based on the generative evaluation metric, Micro F1.

5.3 Implementation Details

In W-PROCER, during training, we use AdamW (Loshchilov and Hutter, 2017) as the optimizer and our Contrastive loss with Cross-Entropy as the loss function with a learning rate of 0.00005. We use label smoothing (Müller et al., 2019) to prevent the model from being over-confident. For the overall loss function in the equation.9, we tune the β value in 0, 0.3, 0.5, 0.9, 1. We find that W-PROCER works well when the weight of $L_{prototype}$ is 0.5. For the number

of prototype centers, we tune the threshold k in $\{3, 4, 5\}$, and when $k = 3$, our approach achieves the best performance. For the distance to judge the positive prototype center and negative center, we tune the threshold α in $\{0.7, 0.8, 0.9\}$, and when $\alpha = 0.7$, our approach achieves the best performance.

6 Results and Discussion

Table 2 presents the experimental results of various approaches based on the micro-F1. We have the following observations: (1) our W-PROCER significantly outperforms all the strong baselines and their variants across all datasets, which also evaluates the assumption in the section.4.3 ; (2) Using medical LM with domain non-transfer (such as GatorTron) shows obvious superiority compared with domain transfer baselines, especially on the 5-shot of I2B2'14, BC5CDR, and NCBI. We guess the reason is that the baselines trained with the domain transfer can not contain rich medical knowledge; (3) By employing different seed values during the training of the baseline, certain models exhibit a significant standard deviation. For instance, when considering the 5-shot results of BINDER on BC5CDR, we deduce that the difficulty lies in these

models’ ability to effectively transfer knowledge from a limited dataset and maintain overall model stability. (4) Compared with NNShot, StructShot is not easy to identify complex medical entities by using the abstract transition, nearest neighbor, and Viterbi, we guess the reason is some abbreviated and complex medical nouns influence the judgment ability of models. For instance in NCBI, the entities *PWS*, *UPD*, *RCC*, have the same label *SpecificDisease*. While, on the dataset I2B2’14, there are many labels about the general domain, such as *Local*, *People*, so the performance of StructShot is better than the NNshot.

The contribution of our model components can also be learned from ablated models. We introduce two ablated models of W-PROCER, (1) W-PROCER w/o weight excludes the weighting network in W-PROCER. (2) W-PROCER w/o prototype uses the weighting network and type-based contrastive learning to improve the distinction of different labels, instead of our proposed W-PROCER that clusters the OUTSIDE (O) labeled tokens, and push the negative prototype center from the anchors. We find that by clustering the OUTSIDE (O) labeled tokens and pushing the negative prototype center, our W-PROCER approach significantly improves over the baseline W-PROCER w/o prototype, especially on the micro-F1 value of 1/5 shot on BC5CDR, demonstrating the effectiveness of the prototype-based contrastive learning method especially in encouraging the model to distinguish the unlabeled entity in the OUTSIDE (O) labeled tokens. We also find the weighting network can help differentiate the more difficult negatives and improve the discrimination ability of contrastive learning, thus the micro-F1 of the approach is significantly improved, which can be seen by comparing W-PROCER with W-PROCER w/o weight.

7 Analysis

7.1 The Impact of Hyper-Parameters

I2B2’14 No.	1	2	3	4	5	6	7	8	9	10	11	12	13	14	15
k	3	3	3	3	3	4	4	4	4	4	5	5	5	5	5
$1 - \beta$	0	0.1	0.5	0.7	1	0	0.1	0.5	0.7	1	0	0.1	0.5	0.7	1
β	1	0.9	0.5	0.3	0	1	0.9	0.5	0.3	0	1	0.9	0.5	0.3	0

Table 3: Different k , and β settings

In our proposed model, there are two parameters controlling the number of prototype centers and the weight value of prototype-based CL and type-base CL: (1) $k \in \{3, 4, 5\}$ which is the cluster number

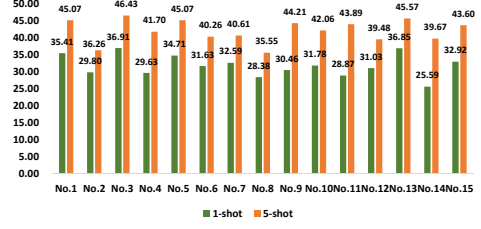


Figure 3: F1 results with different k , and β settings. We fixed the distance threshold $\alpha = 0.7$.

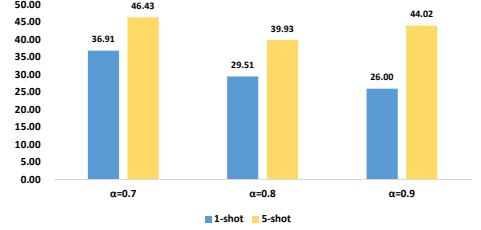


Figure 4: F1 results with different distance parameter α settings. We fixed the $k = 3$, and $\beta = 0.5$.

to help cluster the Outside (O) based on their semantic distance, and (2) $\beta \in \{1, 0.9, 0.5, 0.3, 0\}$ which is a tunable parameter. To investigate the influence of different k and β , we conduct experiments using W-PROCER with different parameter settings which are shown in Table 3. We set the threshold α in equation 2 as 0.7, in the next section we will describe the influence of different threshold α . The training epoch about I2B2’14 1-shot and 5-shot are both 100. The GPU computations were run on a single Nvidia V100. We analyze the impact of these two hyper-parameters in Figure 3. As we can see, when $k = 3$, W-PROCER tends to select prototypical that are more relevant to the type description and consistently provides better performance than the setting of $k = 4, 5$ with the $\beta = 0.5$. We also analyze the impact of $\alpha \in \{0.7, 0.8, 0.9\}$, which is the threshold to select the positive prototype based on the type description. As Figure 4 shows, W-PROCER achieves the best performance when α is 0.7. When $\alpha > 0.8$, too less cluster centers are considered positive, especially in the 1-shot situation.

7.2 Choise of Entity Description

In Table 4, we compare the W-PROCER performance with different entity type descriptions, due to the space limit, we just show the results on the NCBI dataset. Our final model utilizes the annotated type description, which outperforms other options: (1) the surface name for each entity type

	NCBI	
	1-shot	5-shot
surface name	38.85 \pm 3.50	39.09 \pm 1.81
Prototypical instances	38.50 \pm 4.42	40.51 \pm 3.09
Description	38.86\pm2.80	40.90\pm1.63

Table 4: Micro F1 scores on NCBI test data with different entity type descriptions.

	NCBI		
	mask-0	mask-2	mask-3
BioBERT	35.88 \pm 2.55	30.16 \pm 2.47	26.40 \pm 2.91
GatorTron	37.64 \pm 1.76	35.63 \pm 2.96	29.72 \pm 3.40
Ours	40.90\pm1.63	37.29\pm1.93	33.16\pm3.24

Table 5: F1 scores on NCBI test data with different entity mask ratios in the situation of 5-shot.

be regarded as the input to the entity type encoder, such as, in the dataset NCBI, surface name *SpecificDisease* for entity type *SpecificDisease*. (2) In the training progress, we sample the entities for each type as the prototypical instances and use them as input to the entity type encoder. In the 1/5-shot setting, we use 1/5 entities of each type as the input of the type encoder.

7.3 Model Performance with Different Mask Strategies

In this section, our objective is to examine the influence of various masking rates on the model and determine the continued efficacy of our contrastive learning method on post-masking. This experiment comprehensively simulated a scenario where numerous unlabeled entities exist within the sentence.

Specifically, in the 5-shot setting, we introduce two mask Strategies in the training dataset:

- **Mask-2** strategy, where only two entities per type are present, while the remaining entities are labeled as "O".
- **Mask-3** strategy, where only three entities per type are present, while the remaining entities are labeled as "O".

By the experiments result in Table 5, we have the following observations: (1) As the mask ratio increases, the model performance will decrease. We guess that this decline is attributed to the excessive amount of unlabeled data, which can adversely affect the model’s performance; (2) we observe that

our models can still get good performance even with significantly high masking rates, which validates our assumption that our contrastive loss with cluttering the OUTSIDE (O) labeled tokens aids in improving the discrimination between entities belonging to different labels, even in the presence of unlabeled entities.

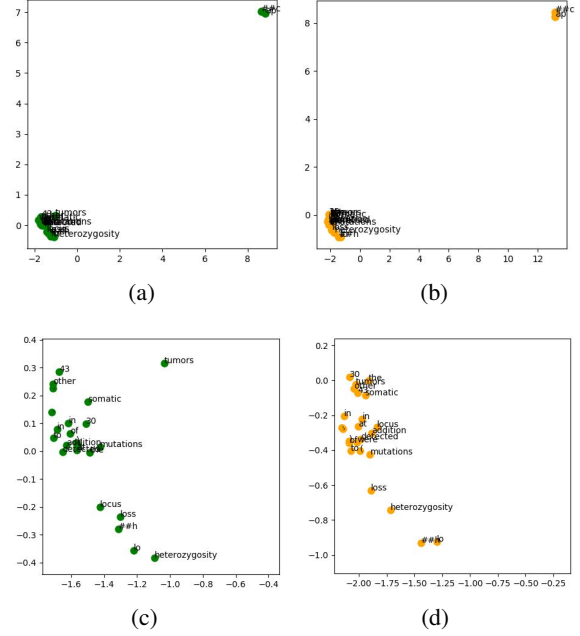


Figure 5: (a) and (b) refer to W-PROCER and GatorTron Representation for sentence S separately. (c) and (d) refer to W-PROCER and GatorTron Representation for the Outside (O) labeled tokens in the sentence S separately.

7.4 Visualization of Learning Representation

In Figure 5, we visualize the token embedding of an example sentence in the dataset NCBI, $S = \text{"In addition to loss of heterozygosity (LOH) at the APC locus in 30 tumors, 43 other somatic mutations were detected."}$, its gold label sequence is "O O O O O O O O Modifier O O O DiseaseClass O O O O O O", the label of the entity APC is Modifier, the label of the entity tumors is DiseaseClass. To assess the model’s proficiency in distinguishing labels, we employ the technique **Mask-3** described in section 7.3 to train the W-PROCER and GatorTron. Additionally, we utilize W-PROCER and GatorTron to visualize the token embedding on S . Using this masking strategy, in sentence S , the label for the word "tumors" is replaced with the label "O". Based on the visualizations in Figure 5 (a) and (b), it is evident that both models are capable of distinguishing the entity "APC". In Figure 5 (c) and (d), the representation learned by

the proposed W-PROCER exhibits more distinct clusters compared to the representation learned by GatorTron. Notably, the labeled word "tumors" maintains a significant distance from the Outside (O) labeled tokens, even though it is labeled as O during the training process. This finding further supports the effectiveness of our prototype and weighted network-based Contrastive Learning (CL) method.

7.5 Is ChatGPT a Good Health Entity Extractor

Method	1-shot		5-shot	
	BC5CDR	NCBI	BC5CDR	NCBI
GPT-3.5 (I1)	0.00	0.00	0.00	0.00
GPT-3.5 (I2)	31.64	25.02	38.36	34.31
BioBERT	36.78	27.19	47.04	35.88
GatorTron	26.97	35.00	55.44	37.64
W-PROCER (Our Approach)	40.26	38.86	56.02	40.90

Table 6: Mirco-F1 performance of GPT-3.5-turbo on BC5CDR, NCBI. I1 refers to Instruction 1, and I2 refers to Instruction 2.

Recently, ChatGPT from OpenAI has shown significant advances in various downstream NLP tasks. Here, we systematically compare the state-of-the-art GPT models, including GPT-3.5-turbo³, GPT-4⁴, with W-PROCER on few shot medical NER task, to answer the potential research question: "Is ChatGPT a good medical entity extractor?"

We first design prompts to instruct the GPT models to identify each medical entity in the sentence. As shown in Figure 6, we design two instructions: (1) instruction 1 is based on the general labeled task; (2) instruction 2 helps the GPT model to extract the medical entities directly. Table 6 presents the 1/5-shot performance of GPT-3.5-turbo on the whole testing set of BC5CDR and NCBI⁵. Our analysis reveals that different prompts yield significantly different results for both GPT-3.5-turbo.

Although GPT-3.5-turbo outperforms GatorTron in terms of 1-shot on BC5CDR, both models fail to achieve satisfactory results on this task. On the other dataset, despite its capabilities, the GPT-3.5-turbo model is currently unable to outperform the medical language model. We speculate that this

³<https://platform.openai.com/docs/models/gpt-3-5>

⁴<https://platform.openai.com/docs/models/gpt-4>, we will publish the GPT-4 results at a later date because of the access issues.

⁵Due to the user agreement issues about I2B2, we just report the GPT results on BC5CDR and NCBI.

Model	Wrong Template Prediction:	
GPT-3.5-turbo (I1-BC5CDR-1shot)	Input Sentence:	Long-term oral galactose treatment prevents cognitive deficits in male Wistar rats treated intracerebroventricularly...
	PL and GL:	PL=66 and GL=267
GPT-3.5-turbo (I2-NCBI-5shot)	Input Sentence:	Genetic mapping of the copper toxicosis locus in Bedlington terriers to dog chromosome 10...
	Predicted Labels:	["DiseaseClass", "hepatic", "copper", "accumulation", "genetic", "heterogeneity"]
Unable to Extract Medical Entities:		
GPT-3.5-turbo (I1-BC5CDR-1shot)	Input Sentence:	Thoracic hematomyelia secondary to ...
	Predicted Labels:	["Disease", "O", "O", "O"]
GPT-3.5-turbo (I2-NCBI-1shot)	Ground Labels:	["Disease", "Disease", "O", "O"]
	Input Sentence:	consisting in a G to T transition at nucleotide 2101...
GPT-3.5-turbo (I2-NCBI-1shot)	Predicted Labels:	["CompositeMention": [""]]
	Ground Labels:	["CompositeMention": ["2101", "nucleotide"]]
Generating Irrelevant Labels:		
GPT-3.5-turbo (I1-BC5CDR-5shot)	Input Sentence:	Reversible valproic acid-induced dementia...Repeat neuropsychological testing 7 weeks after ...
	Predicted Labels:	Chemical Disease O O OAgricultural Chemical O O Disease...
GPT-3.5-turbo (I2-NCBI-5shot)	Candidate entity types	Chemical, Disease
	Input Sentence:	...Genetic heterogeneity and penetrance analysis of the .. by changing the assumed ..
GPT-3.5-turbo (I2-NCBI-5shot)	Predicted Labels:O O O O O O Penetrance SpecificDisease O SpecificDisease....
	Candidate entity types	DiseaseClass, SpecificDisease, CompositeMention, Modifier

Table 7: The examples of prediction error about GPT-3.5-turbo. PL refers to the length of the predicted label sequence and GL refers to the length of gold label sequence. I1 refers to Instruction 1 and I2 refers to Instruction 2.

limitation stems from the need for GPT-3.5-turbo to undergo further training with additional medical knowledge in order to improve its performance. These findings suggest that, without any tuning, the large language models still have limited capability to perform medical NER tasks, especially when dealing with complex entities or abbreviations, this becomes even more apparent.

We further manually analyze the prediction errors of GPT-3.5-turbo on the test set of BC5CDR and NCBI, and summarize them into the following categories (examples for each category are shown in Table 7):

- **Wrong Template Prediction:** Despite being provided with output templates and examples, GPT-3.5-turbo still generates a considerable number of output errors that are not based on the provided template. The reason for the zero performance on Instruction 1 is that by using Instruction 1, the GPT-3.5-turbo easily tends to generate labels with different lengths from the gold label sequence. To solve this issue, we propose Instruction 2, however, it still faces issues with the wrong template.
- **Unable to Extract Medical Entities:** Our analysis indicates that GPT-3.5-turbo struggle to comprehend the semantic information of input medical sentence and accurately identify the corresponding entities.

System Prompt: You are a smart and intelligent Named Entity Recognition (NER) system. I will provide you with the entity definitions that need to be extracted, the sentences from which you should extract the entities, and the output format along with examples.

User Prompt: Are you clear about your role?

Assistant Prompt: Sure, I'm ready to help you with your NER task. Please provide me with the necessary information to get started.

Guidelines Prompt:

Entity Definition:

"1. Chemical: A chemical is any substance that has a defined composition. In other words, a chemical is always made up of the same stuff Some chemicals occur in nature, such as water. Other chemicals are manufactured, such as chlorine (used for bleaching fabrics or in swimming pools)"

"2. Disease: abnormal condition negatively affecting organisms"

"3. O: other entitles not in above entities."

Output Format:

"List of above labels"

"If no entities are presented in any categories keep it None"

Instruction 1:

Examples:

1: "Sentence: test conditions can impact upon other physiological responses to apomorphine such as drug-induced hypothermia"

"Output: O O O O O O O O O Chemical O O O Disease "

Instruction 2:

Examples:

1: "Sentence: test conditions can impact upon other physiological responses to apomorphine such as drug-induced hypothermia"

"Output: {'Chemical': ['apomorphine'], 'Disease': ['hypothermia']}"

Figure 6: Example of Instruction 1 and Instruction 2 defined for GPT-based models. This example is from BC5CDR 1-shot NER task.

- **Generating Irrelevant Labels:** During our analysis, we observed that GPT-3.5-turbo occasionally generates irrelevant entity labels. As an illustration in Tabel 7, these examples demonstrate that GPT-3.5-turbo is capable of labeling plausible entities, but in some cases, they may generate many unrelated labels. Such as for the generations of model GPT-3.5-turbo (I1-BC5CDR-5shot) and GPT-3.5-turbo (I1-NCBI-5shot), the labels “*Agricultural*” and “*Penetrance*” in the generated output are not in the pre-defined candidate entity types.

8 Conclusion

This paper introduces W-PROCER, a weighted prototypical contrastive learning framework for a few-shot name NER task in the medical domain. It consists of two primary steps. First, positive and negative prototypes are constructed using tokens labeled as OUTSIDE (O). Then, a prototype-based contractive loss is employed along with a weighting network to enhance the model’s capability to distinguish the incorrect negative samples from OUTSIDE (O) labeled tokens. This approach helps

attract positive prototypes and repel negative prototypes, ultimately improving the model’s distinguish ability. Experimental results and extensive analysis on the public benchmark datasets - I2B2’14, BC5CDR and NCBI demonstrate the effectiveness of our overall framework and each component with significant improvements over the strong baselines, including GPT-3.5, GatorTron, BioBERT, COP-NER, and EP-NET.

Acknowledgements

This work was supported by the National Institutes of Health’s National Center for Complementary and Integrative Health grant number R01AT009457 and National Institute on Aging grant number R01AG078154. The content is solely the responsibility of the authors and does not represent the official views of the National Institutes of Health.

References

- Sanjeev Arora, Hrishikesh Khandeparkar, Mikhail Khodak, Orestis Plevrakis, and Nikunj Saunshi. 2019. A theoretical analysis of contrastive unsupervised representation learning. *arXiv preprint arXiv:1902.09229*.
- Ting Chen, Simon Kornblith, Mohammad Norouzi, and

- Geoffrey Hinton. 2020. A simple framework for contrastive learning of visual representations. In *International conference on machine learning*, pages 1597–1607. PMLR.
- Yung-Sung Chuang, Rumen Dangovski, Hongyin Luo, Yang Zhang, Shiyu Chang, Marin Soljačić, Shang-Wen Li, Wen-tau Yih, Yoon Kim, and James Glass. 2022. Diffcse: Difference-based contrastive learning for sentence embeddings. *arXiv preprint arXiv:2204.10298*.
- Rumen Dangovski, Li Jing, Charlotte Loh, Seungwook Han, Akash Srivastava, Brian Cheung, Pulkit Agrawal, and Marin Soljačić. 2021. Equivariant contrastive learning. *arXiv preprint arXiv:2111.00899*.
- Sarkar Snigdha Sarathi Das, Arzoo Katiyar, Rebecca J Passonneau, and Rui Zhang. 2021. Container: Few-shot named entity recognition via contrastive learning. *arXiv preprint arXiv:2109.07589*.
- Sarkar Snigdha Sarathi Das, Arzoo Katiyar, Rebecca J Passonneau, and Rui Zhang. 2022. Container: Few-shot named entity recognition via contrastive learning. *arXiv preprint arXiv:2109.07589*.
- Jacob Devlin, Ming-Wei Chang, Kenton Lee, and Kristina Toutanova. 2018. Bert: Pre-training of deep bidirectional transformers for language understanding. *arXiv preprint arXiv:1810.04805*.
- Rezarta Islamaj Doğan, Robert Leaman, and Zhiyong Lu. 2014. Ncbi disease corpus: a resource for disease name recognition and concept normalization. *Journal of biomedical informatics*, 47:1–10.
- Yadan Fan, Sicheng Zhou, Yifan Li, and Rui Zhang. 2021. Deep learning approaches for extracting adverse events and indications of dietary supplements from clinical text. *Journal of the American Medical Informatics Association*, 28(3):569–577.
- Alexander Fritzler, Varvara Logacheva, and Maksim Kretov. 2019. Few-shot classification in named entity recognition task. In *Proceedings of the 34th ACM/SIGAPP Symposium on Applied Computing*, pages 993–1000.
- Gaël Guibon, Matthieu Labeau, Hélène Flamein, Luce Lefevre, and Chloé Clavel. 2021. Few-shot emotion recognition in conversation with sequential prototypical networks. *arXiv preprint arXiv:2109.09366*.
- Yutai Hou, Wanxiang Che, Yongkui Lai, Zhihan Zhou, Yijia Liu, Han Liu, and Ting Liu. 2020. Few-shot slot tagging with collapsed dependency transfer and label-enhanced task-adaptive projection network. *arXiv preprint arXiv:2006.05702*.
- Kexin Huang, Jaan Altosaar, and Rajesh Ranganath. 2019. Clinicalbert: Modeling clinical notes and predicting hospital readmission. *arXiv preprint arXiv:1904.05342*.
- Yucheng Huang, Kai He, Yige Wang, Xianli Zhang, Tieliang Gong, Rui Mao, and Chen Li. 2022. Copner: Contrastive learning with prompt guiding for few-shot named entity recognition. In *Proceedings of the 29th International conference on computational linguistics*, pages 2515–2527.
- Bin Ji, Shasha Li, Shaoduo Gan, Jie Yu, Jun Ma, and Huijun Liu. 2022. Few-shot named entity recognition with entity-level prototypical network enhanced by dispersedly distributed prototypes. *arXiv preprint arXiv:2208.08023*.
- Jinhyuk Lee, Wonjin Yoon, Sungdong Kim, Donghyeon Kim, Sunkyu Kim, Chan Ho So, and Jaewoo Kang. 2020. Biobert: a pre-trained biomedical language representation model for biomedical text mining. *Bioinformatics*, 36(4):1234–1240.
- Jiao Li, Yueping Sun, Robin J Johnson, Daniela Sciaky, Chih-Hsuan Wei, Robert Leaman, Allan Peter Davis, Carolyn J Mattingly, Thomas C Wieggers, and Zhiyong Lu. 2016. Biocreative v cdr task corpus: a resource for chemical disease relation extraction. *Database*, 2016.
- Junnan Li, Pan Zhou, Caiming Xiong, and Steven CH Hoi. 2020a. Prototypical contrastive learning of unsupervised representations. *arXiv preprint arXiv:2005.04966*.
- Linfeng Li, Peng Wang, Jun Yan, Yao Wang, Simin Li, Jinpeng Jiang, Zhe Sun, Buzhou Tang, Tsung-Hui Chang, Shenghui Wang, et al. 2020b. Real-world data medical knowledge graph: construction and applications. *Artificial intelligence in medicine*, 103:101817.
- Mingchen Li, Junfan Chen, Samuel Mensah, Nikolaos Aletras, Xiulong Yang, and Yang Ye. 2022. A hierarchical n-gram framework for zero-shot link prediction. *arXiv preprint arXiv:2204.10293*.
- Youguo Li and Haiyan Wu. 2012. A clustering method based on k-means algorithm. *Physics Procedia*, 25:1104–1109.
- Ilya Loshchilov and Frank Hutter. 2017. Decoupled weight decay regularization. *arXiv preprint arXiv:1711.05101*.
- Rafael Müller, Simon Kornblith, and Geoffrey E Hinton. 2019. When does label smoothing help? *Advances in neural information processing systems*, 32.
- Jake Snell, Kevin Swersky, and Richard Zemel. 2017. Prototypical networks for few-shot learning. *Advances in neural information processing systems*, 30.
- Amber Stubbs and Özlem Uzuner. 2015. Annotating longitudinal clinical narratives for de-identification: The 2014 i2b2/uthealth corpus. *Journal of biomedical informatics*, 58:S20–S29.
- Varsha Suresh and Desmond C Ong. 2021. Not all negatives are equal: Label-aware contrastive loss for fine-grained text classification. *arXiv preprint arXiv:2109.05427*.
- Sam Wiseman and Karl Stratos. 2019. Label-agnostic sequence labeling by copying nearest neighbors. *arXiv preprint arXiv:1906.04225*.
- Xuehong Wu, Junwen Duan, Yi Pan, and Min Li. 2023. Medical knowledge graph: Data sources, construction,

reasoning, and applications. *Big Data Mining and Analytics*, 6(2):201–217.

Xi Yang, Aokun Chen, Nima PourNejatian, Hoo Chang Shin, Kaleb E Smith, Christopher Parisien, Colin Compas, Cheryl Martin, Anthony B Costa, Mona G Flores, et al. 2022a. A large language model for electronic health records. *npj Digital Medicine*, 5(1):194.

Xi Yang, Nima PourNejatian, Hoo Chang Shin, Kaleb E Smith, Christopher Parisien, Colin Compas, Cheryl Martin, Mona G Flores, Ying Zhang, Tanja Magoc, et al. 2022b. Gatortron: A large clinical language model to unlock patient information from unstructured electronic health records. *arXiv preprint arXiv:2203.03540*.

Yi Yang and Arzoo Katiyar. 2020. Simple and effective few-shot named entity recognition with structured nearest neighbor learning. *arXiv preprint arXiv:2010.02405*.

Rui Zhang, Dimitar Hristovski, Dalton Schutte, Andrej Kastrin, Marcelo Fiszman, and Halil Kilicoglu. 2021. Drug repurposing for covid-19 via knowledge graph completion. *Journal of biomedical informatics*, 115:103696.

Sheng Zhang, Hao Cheng, Jianfeng Gao, and Hoifung Poon. 2022. Optimizing bi-encoder for named entity recognition via contrastive learning. *arXiv preprint arXiv:2208.14565*.