

# Physics-Informed Computer Vision: A Review and Perspectives

CHAYAN BANERJEE, Queensland University of Technology, Australia

KIEN NGUYEN\*, Queensland University of Technology, Australia

CLINTON FOOKES, Queensland University of Technology, Australia

GEORGE KARNIADAKIS, Brown University, USA

The incorporation of physical information in machine learning frameworks is opening and transforming many application domains. Here the learning process is augmented through the induction of fundamental knowledge and governing physical laws. In this work, we explore their utility for computer vision tasks in interpreting and understanding visual data. We present a systematic literature review of more than 250 papers on formulation and approaches to computer vision tasks guided by physical laws. We begin by decomposing the popular computer vision pipeline into a taxonomy of stages and investigate approaches to incorporate governing physical equations in each stage. Existing approaches in computer vision tasks are analyzed with regard to what governing physical processes are modeled and formulated, and how they are incorporated, i.e. modification of input data (observation bias), modification of network architectures (inductive bias), and modification of training losses (learning bias). The taxonomy offers a unified view of the application of the physics-informed capability, highlighting where physics-informed learning has been conducted and where the gaps and opportunities are. Finally, we highlight open problems and challenges to inform future research. While still in its early days, the study of physics-informed computer vision has the promise to develop better computer vision models that can improve physical plausibility, accuracy, data efficiency, and generalization in increasingly realistic applications.

Additional Key Words and Phrases: Physics-informed, Physics-guided, Physics-aware, Computer vision, Machine learning, Deep Learning

## 1 INTRODUCTION

Recent computer vision advancements have achieved exceptional performance in tasks like image classification, object detection, and human pose estimation [166]. Yet, these achievements often rely on complex, data-intensive models lacking robustness, interpretability, and alignment with physical laws and commonsense reasoning [12, 172]. Real-world phenomena, such as human motion and fluid dynamics, are governed by physical laws like Navier Stokes equations and constraints on anatomical movement [31, 65, 66, 113, 248, 249], highlighting a gap in current approaches. Humans intuitively apply these physical principles for more effective interaction with the environment [83, 105]. Physics-based methods, grounded in fundamental equations and domain knowledge, promise improved reliability and system safety by embodying the actual physical relationships at play [11, 92], suggesting a need for a paradigm shift towards incorporating physical laws in computer vision.

Recent studies highlight the advantages of incorporating physics principles with machine learning, establishing a dominant paradigm in the field. Physics-informed machine learning (PIML), which integrates mathematical physics into machine learning models, enhances solution relevance and efficiency. This approach accelerates neural network training, improves model generalization with less data, and manages complex applications while ensuring solutions adhere to physical laws [83, 105]. Incorporating physical principles into machine learning, as seen in PI approaches, significantly boosts the robustness, accuracy, efficiency, and functionality of computer vision models [83, 105, 145].

---

\*Corresponding author.

Authors' addresses: Chayan Banerjee, c.banerjee@qut.edu.au, Queensland University of Technology, 2 George Street, Brisbane, Queensland, Australia, 4000; Kien Nguyen\*, k.nguyenthanh.edu.au, Queensland University of Technology, 2 George Street, Brisbane, Queensland, Australia, 4000; Clinton Fookes, c.fookes@qut.edu.au, Queensland University of Technology, 2 George Street, Brisbane, Queensland, Australia, 4000; George Karniadakis, george\_karniadakis@brown.edu, Brown University, 69 Brown St., Providence, Rhode Island, USA, 02912.

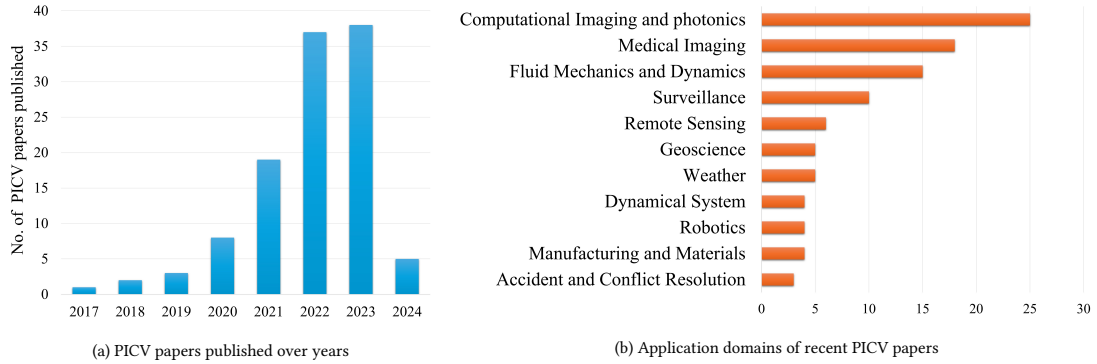


Fig. 1. **(a)** Timeline of PICV papers published over the last eight years, where the histogram presents an exponentially increasing trend, **(b)** Application domains of recent PICV papers. The most applied domain is computational imaging and photonics, closely followed by medical imaging.

Visual data, including images, videos, and 3D point clouds, display complex characteristics that require domain-specific physics knowledge for effective processing, setting them apart from 1D signals. This distinction underlines the need for models specifically designed for computer vision tasks, leading to the exploration of the PICV field. The paper reviews state-of-the-art physics-informed strategies in computer vision, focusing on how physics knowledge is integrated into algorithms, the physical processes modeled as priors, and the specialized network architectures or augmentations employed to weave in physics insights.

PICV is an increasing trend as illustrated in the increasing number of papers published in this area over the last 8 years, see Fig. 1a. The bar chart suggests that growing attention has been paid to this burgeoning field and we can expect many more to come.

Our contributions in this paper are summarized as follows:

- We propose a unified taxonomy to investigate what physics knowledge/processes are modeled, how they are represented, and the strategies to incorporate them into computer vision models.
- We delve deep into a wide range of computer vision tasks, from imaging, super-resolution, generation, forecasting, and image reconstruction, to image classification, object detection, image segmentation, and human analysis.
- In each task, we review in detail how physics information is integrated into specific computer vision algorithms for each task category, what physical processes have been modeled and incorporated, and what network architectures or network augmentations have been utilized to incorporate physics. We also analyze the context and datasets employed within these tasks.
- Based on the review of tasks, we summarize our perspectives on the challenges, open research questions, and directions for future research.

We discuss some open problems w.r.t. PICV, e.g., choosing the proper physics prior and developing a standard benchmarking platform. We also point out that tasks like human tracking, object detection, and video analysis have yet to leverage physics prior completely and thus have a vast space for research.

**Differences to other survey paper:**

The field of physics-informed machine learning (PIML) is rapidly expanding, highlighted by surveys across various domains [83] including cyber-physical systems [170], hydrology [252], fluid mechanics [26], and climate modeling [107]. Specialized reviews have also focused on areas like medical imaging [129, 215] and crowd analysis [253], which are pertinent to our broader computer vision scope. Our survey extends these efforts by offering a comprehensive view, identifying established areas, and underscoring emerging opportunities within physics-informed computer vision (PICV). Data for this review was systematically collected from major academic databases, including IEEE Xplore, ACM Digital Library, and others, emphasizing peer-reviewed journals and conference proceedings.

The paper is structured as follows: Section § 2 introduces a taxonomy for integrating physics into computer vision models across various stages of the computer vision pipeline. Section § 3 explores specific task groups within PICV, such as imaging, generation, super-resolution, and more. Section § 4 provides a quantitative analysis of the performance enhancements in CV tasks achieved through PI incorporation, and discusses key insights concerning its integration. Challenges and future research directions are discussed in Section § 5, with concluding remarks in Section § 6.

**2 PHYSICS-INFORMED COMPUTER VISION: BACKGROUND, TAXONOMY, AND EXAMPLES**

This section outlines a unified taxonomy of the integration of physics principles into computer vision models. Initially, we introduce the concept of PIML. Following this, we explore the application within computer vision, using a computer vision pipeline to illustrate the injection points and methods of incorporating physics into these models. Finally, we examine the practical uses of PICV models.

**2.1 Physics-informed Machine Learning (PIML)**

PIML aims to integrate mathematical physics models and observational data into the learning process to guide it towards physically consistent solutions in scenarios that are partially observed, uncertain, and high-dimensional [42, 83, 107]. Including physics information, which represents the fundamental principles of the process being modeled, enhances ML models by providing significant advantages [107, 145].

- (1) Makes the ML model both physically and scientifically consistent.
- (2) Model training becomes highly data-efficient, i.e. trainable with fewer data.
- (3) Accelerates the model training process, such that the models converge faster to an optimal solution.
- (4) Makes the trained models highly generalizable, such that models can make better predictions for scenarios unseen during the training phase.
- (5) Improves transparency and interpretability of models thus making them explainable and more trustworthy.

Conventional literature has shown three strategies to incorporate physics knowledge/priors into machine learning models: observational bias, learning bias, and inductive bias.

**Observational bias:** It utilizes multi-modal data, which is expected to reflect the underlying physical principles which dictate their generation [106, 125, 136, 230]. The underlying deep neural network (DNN) is exposed directly to the training/ observed data and the DNN is expected to capture the underlying physical process via training. The training data seen by the DNN can come from direct observations, simulation/ physical equation-generated data, maps, and extracted physics data induction.

**Learning bias:** enforces prior knowledge/ physics information through soft penalty constraints. Approaches in this category augment loss functions with additional terms that are based on the physics of the underlying process, e.g.

momentum, conservation of mass, etc. For example, physics-informed neural networks (PINN) integrate the information from both the measurements and partial differential equations (PDEs) by embedding the PDEs into the loss function of a neural network using automatic differentiation [105]. Some prominent examples of soft penalty-based approaches include statistically constrained GAN [219], PI auto-encoders [55], and encoding invariances by soft constraints in the loss function InvNet [182].

**Inductive biases:** prior knowledge can be incorporated through custom neural network induced 'hard' constraints. For example, Hamiltonian NN [73] encodes better inductive biases to NNs, draws inspiration from Hamiltonian mechanics, and trains models such that they respect exact conservation laws. Cranmer et al. introduced Lagrangian Neural Networks (LNNs) [41], which can parameterize arbitrary Lagrangians using neural networks and unlike most HNNs, LNNs can work where canonical momenta are unknown or difficult to compute. Besides tensor basis networks (TNNs) [126] incorporate tensor algebra into their operations and structure, allowing them to exploit the high-dimensional structure of tensor data more effectively than traditional neural networks. [146] uses a Bayesian framework where functional priors are learned using a PI-GAN from data and physics. Followed by using the Hamiltonian Monte Carlo (HMC) method to estimate the posterior PI-GAN's latent space. It also uses special DeepONets [136] networks in PDE agnostic physical problems.

## 2.2 Physics-Informed Computer Vision (PICV)

*2.2.1 Physics incorporation in general ML and CV:* Incorporating physics knowledge in CV tasks offers unique benefits that differ from those of general ML tasks. General ML encompasses a wide range of applications, including natural language processing and predictive analytics, while the use of physics knowledge is typically limited to tasks that are based on physical phenomena, such as predicting weather patterns or simulating physical systems. Many ML tasks rely heavily on data-driven methods to learn patterns from datasets. However, the use of physics knowledge can improve model development and interpretability by incorporating underlying physical principles. Feature engineering is critical for model performance in ML tasks. PI aids in feature selection and creation by incorporating known causal relationships, particularly for time-series and spatial data predictions.

In CV, tasks often require the ability to understand and analyze spatial and temporal dynamics in visual data. Physics can be explicitly used to model and predict physical behaviors and interactions within images and videos, such as object motion, light propagation, and material properties, for instance in image reconstruction. Physics-based constraints and regularization techniques, such as geometric constraints and conservation laws, are often used in CV to guide the learning process. This ensures that the solutions are physically compliant, which is particularly useful in cases where visual data alone is ambiguous or insufficient. CV tasks can greatly benefit from the integration of multiple data modalities to achieve a comprehensive understanding of the scenes. In this process, physics plays a crucial role in aligning and fusing data from different sensors.

*2.2.2 Intuitive introduction to physics priors in CV:* Several intuitive physical rules/ constraints have been efficiently leveraged in CV tasks. For example, in the task of human analysis, works use prior knowledge about the biological structure of the human body (e.g., arms, head, and legs are connected to the torso)[97] and anatomical body joint limits [65]. This physics incorporation ensures compliance of the solutions to the physical plausibility of human structure and motion. Other constraints may include contacts [133], temporal consistency, and collision. On similar lines a number of works especially in human analysis have substantially used human dynamics models or physics simulators to generate pose references for tasks like motion estimation/ generation [240, 256], motion capture [93] and 3D pose estimation

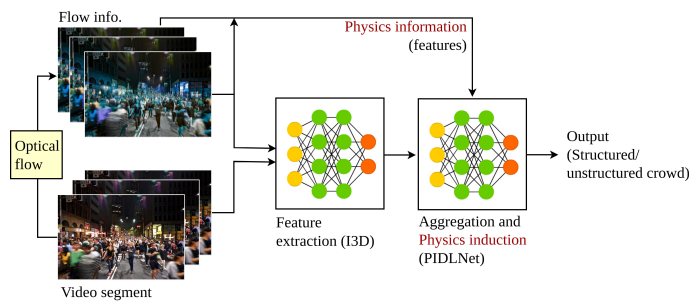


Fig. 2. A simplified illustrative example of physics incorporation in a computer vision task, adapted from [14]. Physics information, in the form of flow data, is extracted from video sequences and incorporated into an aggregating network (PIDLNet).

[241]. In other words where physical variables form part of the overall loss function, domain knowledge-based intuition is of special significance. E.g. in [122], authors introduce an additional physics-based constraint in the loss function, based on the intuition that along with the traditional MSE term, the objective should also include the difference of the volume of liquid phase between the input and the output, in this super-resolution task concerned with fluid flow. In [14] the authors introduce a framework that is trained on both conventional and two physics-based features: order and entropy, for the characterization of crowd movement as structured and unstructured. Drawing intuition from physics, a low entropy and unity order can be attributed to ordered crowd movement. While high entropy and order parameter values signify random pedestrian movement and that movement is highly curved, respectively. These parameters are obtained from the motion flows extracted from the crowd videos, and later coupled with the aggregated output, see Fig 2.

Table 1. Categorization of latest PICV papers with regards to type of physics priors

Physics information types						Computer vision task	
Differential equations, conservation laws and algebraic loss	Physics model	Mixed, historical and multi-modal data	Visual representations	Physical/ statistical property and laws	Physical variables	Hybrid approach	
[31, 51, 81, 104, 178, 228, 247, 262]		[46]	[150, 165, 232]	[78, 263]	[149, 214, 225]	[15]	Imaging
[7, 52, 61, 62, 109, 173, 186, 187, 202]		[234]		[121, 194]	[16, 35, 167]	[80, 244]	Super-resolution
[6, 122, 205]							
[25, 37, 44, 148, 151, 157, 187, 208, 249]	[237]					[29]	Reconstruction
[259]	[164, 229]	[108, 142, 163, 169, 188]	[128, 137]	[160]	[201]	[17, 33]	Image generation
	[99]	[18]			[39]		Segmentation
		[4]	[76]		[50]	[115]	Classification
[88, 111, 124, 135, 156, 203, 243, 258]	[140, 153]	[28, 233]	[257, 260]	[180]	[9, 67, 218]	[144, 248]	Predictive modeling
[27, 158, 179]		[58, 227, 242]				[23, 213]	
	[65, 66, 97, 224]			[14, 133]	[154, 221]		Human analysis
	[93, 236, 240, 241, 256]						

2.2.3 *Physics prior categories with examples:* Based on the source of the physics information they can be categorized in the following typical categories, as presented in Fig 3. *Governing equations and constraints* category, leverage differential equations and physical laws, ensuring predictions adhere to foundational principles, crucial for tasks requiring physical accuracy. Differential equations, conservation laws, and algebraic loss specifically embed these laws into models, like PINNs, for tasks like super-resolution, where physical realism is paramount. Physics models use complete simulations for tasks demanding dynamic understanding, such as human motion analysis. *Mixed, historical, and multi-modal data* approaches combine visual and empirical data with theoretical insights, enriching models with a comprehensive physical perspective. *Visual representations* methods incorporate physics through varied visual data forms, aiding tasks with spatial and temporal physical dynamics. The *physical/statistical property* category taps into fundamental system

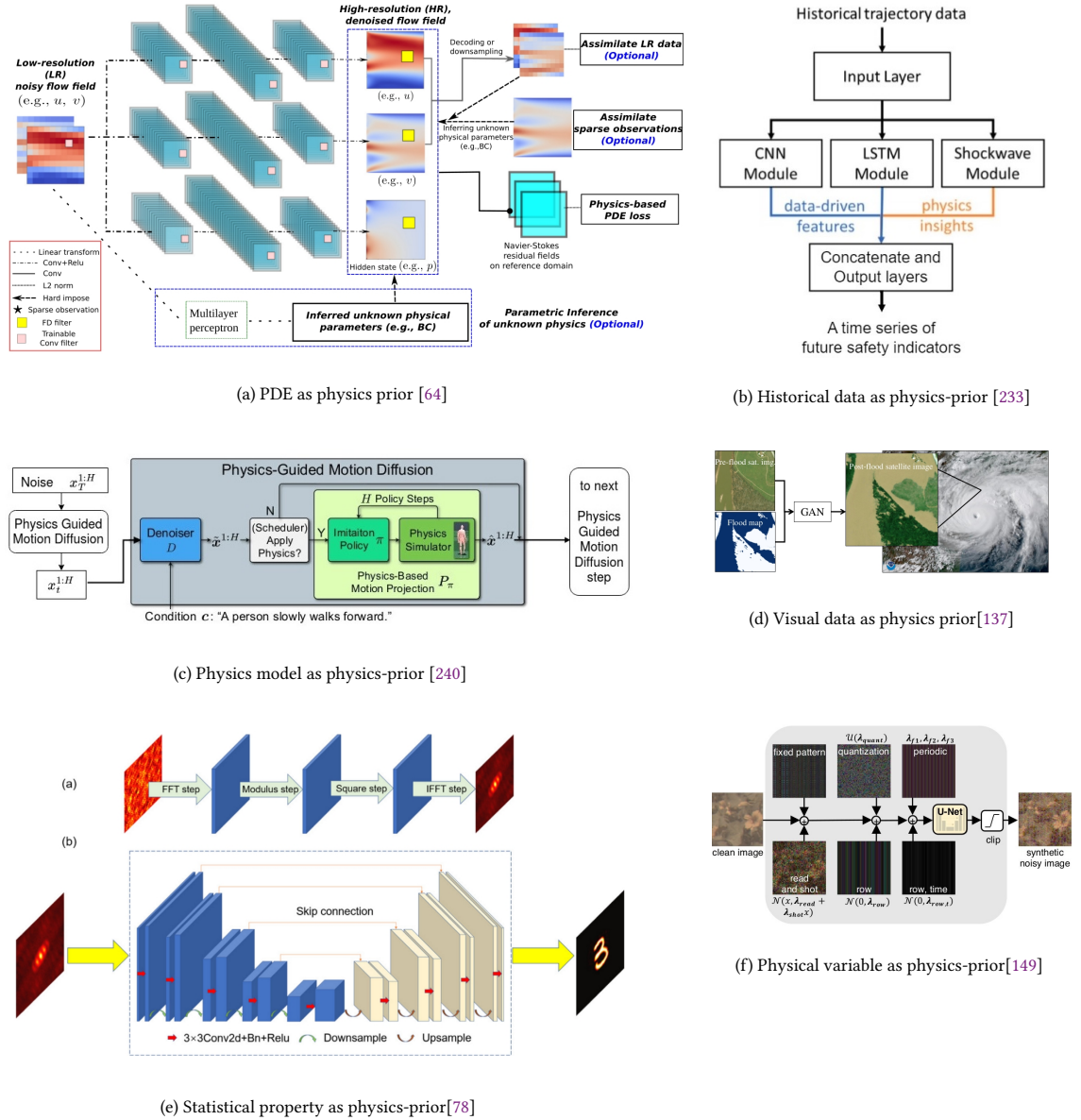


Fig. 3. Different physics prior examples. For Governing eqns. and constraints type priors (a) PDE as physics prior [64]; here a PDE loss is used to complement traditional network training and (c) Physics model as physics prior, [240]; here a physics simulator is used for motion projection for generating physically-plausible human motions, (b) Physics via historical data [233]; here historical trajectory data is used by deep network to derive physics insights and data-driven features, (d) Physics information as visual representation [137]; here a GAN pipeline ingests flood maps as physics prior along-with pre-flood satellite images generating photorealistic post-flood images, (e) Physics information as statistical property [78]; here using speckle redundancy, the speckles from different configurations are described by different sub-regions of speckles from a single configuration. Such pre-processed speckle pattern is fed to NN post-processing module for object reconstruction, (f) Physics information as physical variable [149]; here a generative noise model (UNet) is based on physical noise parameters, where these parameters are based on prior knowledge of random variable distributions which can approximately model these noise types.

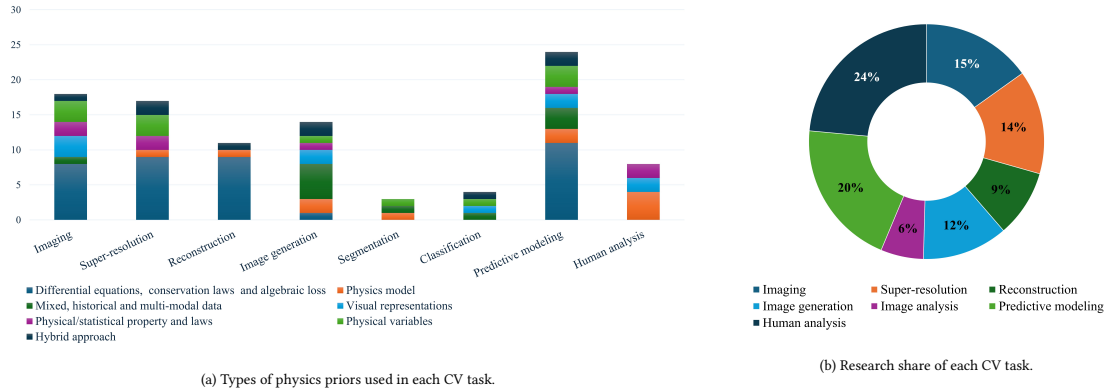


Fig. 4. (a) The stacked histogram presents the statistics of a certain type of physics prior in a specific CV task, (b) The pie chart presents the research share of PI approaches in different CV tasks. Task “Image analysis” constitutes classification and segmentation tasks.

behaviors, offering a nuanced integration of core principles. *Physical variables* include relevant parameters directly in models, enhancing predictions’ physical consistency. Lastly, *hybrid approaches* amalgamate these strategies, optimizing model performance by balancing empirical accuracy and physical law adherence, demonstrating a comprehensive, multifaceted approach to embedding physics in CV.

A statistic on the different categories of physics priors used is provided in Fig. 4a and Table 1.

- (1) *Governing equations and constraints*: We categorize approaches integrating governing equations and physical laws into the computer vision pipeline. Type A employs direct application of differential equations (DE, PDE) and physical constraints (conservation laws, symmetries), especially through PINN-based methods. Type B uses these mathematical descriptions to simulate physical phenomena, aiding in synthetic data generation and solving inverse problems, enhancing accuracy across tasks.

*A. Differential equations, conservation laws, and algebraic loss*: A large number of works, leverage system dynamics representations in the form of partial/ordinary differential equations, as physics priors [7, 52, 109, 173], especially through the use of PINN [171] and suchlike special networks. PINNs assimilate information from measurement/data as well as PDEs by incorporating the PDEs in the loss function of the neural network using automatic differentiation [105]. Besides it is a common practice to constrain/regularize the loss function using conservation laws of mass and/or momentum [111, 180]. In certain papers e.g. [122], an algebraic loss is also used. For example, [64] in super-resolution CV task, produces high-resolution (HR) flow fields from low-resolution (LR) inputs in high-dimensional parameter space. The involved CNN-SR network is trained purely based on physical laws with strictly imposed boundary conditions and does not need HR data. See Fig. 3a, which shows the inclusion of the PDE loss as part of the training paradigm.

*B. Physics model*: In a number of works a complete physics model has been used as a source of physics-based guidance for performing the CV task. Physics dynamics model [256] and physics simulators [97, 240, 241] have been extensively used especially in human analysis tasks. For example, [240] proposed a diffusion model that generates physically plausible human motions using a PI-motion projection module in the diffusion process.

The said module uses motion imitation in a physics simulator for projecting the denoised motion of a diffusion step to a physically plausible motion, see Fig. 3c.

- (2) *Mixed, historical and multi-modal data*: In the mixed data-based approach [97, 142, 188], the DNN is trained using both measurement data and data generated from physics-based models/ simulators. The goal here is to obtain a model which incorporates qualities from both the model and measurement data. In certain cases, data from past iterations or historical data have also been used as the source of physical information [233], from which a physical concept is later learned by the networks. Multimodal data e.g. multi-spectral images do also serve as a source of physics information, e.g. in [28], see Fig. 3b.
- (3) *Visual representations*: Physics information is also incorporated through different types of visual data, that by nature or through some processing on raw data contains physics information e.g. time-frequency signals [76], maps [137] and hyper-spectral images [217]. For example in [137], a deep learning pipeline generates satellite images of current and future coastal flooding. A generative vision model learns physically-conditioned image-to-image transformation from pre-flood image to post-flood image, by leveraging physics information from flood extent map (mask) as input, see Fig. 3d.
- (4) *Physical/ statistical property*: Physics information can also take the form of some physical or statistical property. For example, Shannon entropy is considered as physics information in [46] and speckle correlation serves as physics information in [78]. In other cases [160], physical property based on domain knowledge of the system has been leveraged, see Fig. 3e.
- (5) *Physical variables*: In this category physics information can come in the form of physically relevant variables which are either incorporated as additional data input to the CV model [50, 218, 234] or as additional component(s) in the loss function used to train the CV model/ relevant network [16, 122, 149]. For example, in [149] a generative noise model is designed to train a low light video denoiser, with PI statistical noise parameters, which are optimized during training to produce a synthetic noisy image that is indistinguishable from a real noisy image. These noises are based on prior knowledge of random variable distributions which can approximately model these noise types, see Fig. 3f.
- (6) *Hybrid approach*: In hybrid approaches, we include those works that have utilized combinations of any of the above categories. However in most cases [33, 205] the hybrid approach pairs simulated data with PI loss function, for better performance at CV tasks.

**2.2.4 Approaches to incorporate physics priors into computer vision models.** Fig. 6 integrates a standard CV pipeline with physics information biases to illustrate physics incorporation in PICV, detailed in section § 2.1. We outline the CV pipeline into five stages: data acquisition, pre-processing, model design, training, and inference, following [53], and explore how physics priors are integrated at each stage of the pipeline, with examples in Fig. 5. Below we provide brief introductions on each of these stages of the CV pipeline and also present an overview of how physics is incorporated into this typical CV workflow.

- (1) **Data acquisition**: In this stage, the visual data is input to the computer vision algorithm. The visual data is generally in the form of 2D/ 3D images, videos, and data from specialized sensors (e.g. point cloud data from LIDAR). Physics incorporation at this stage of the CV pipeline falls under the observation bias category (see Fig 6). This category is characterized by direct, simulation, or extracted physics data being fed to the computer vision models. For example, in the work by [150] concerned with lensless imaging, the acquired



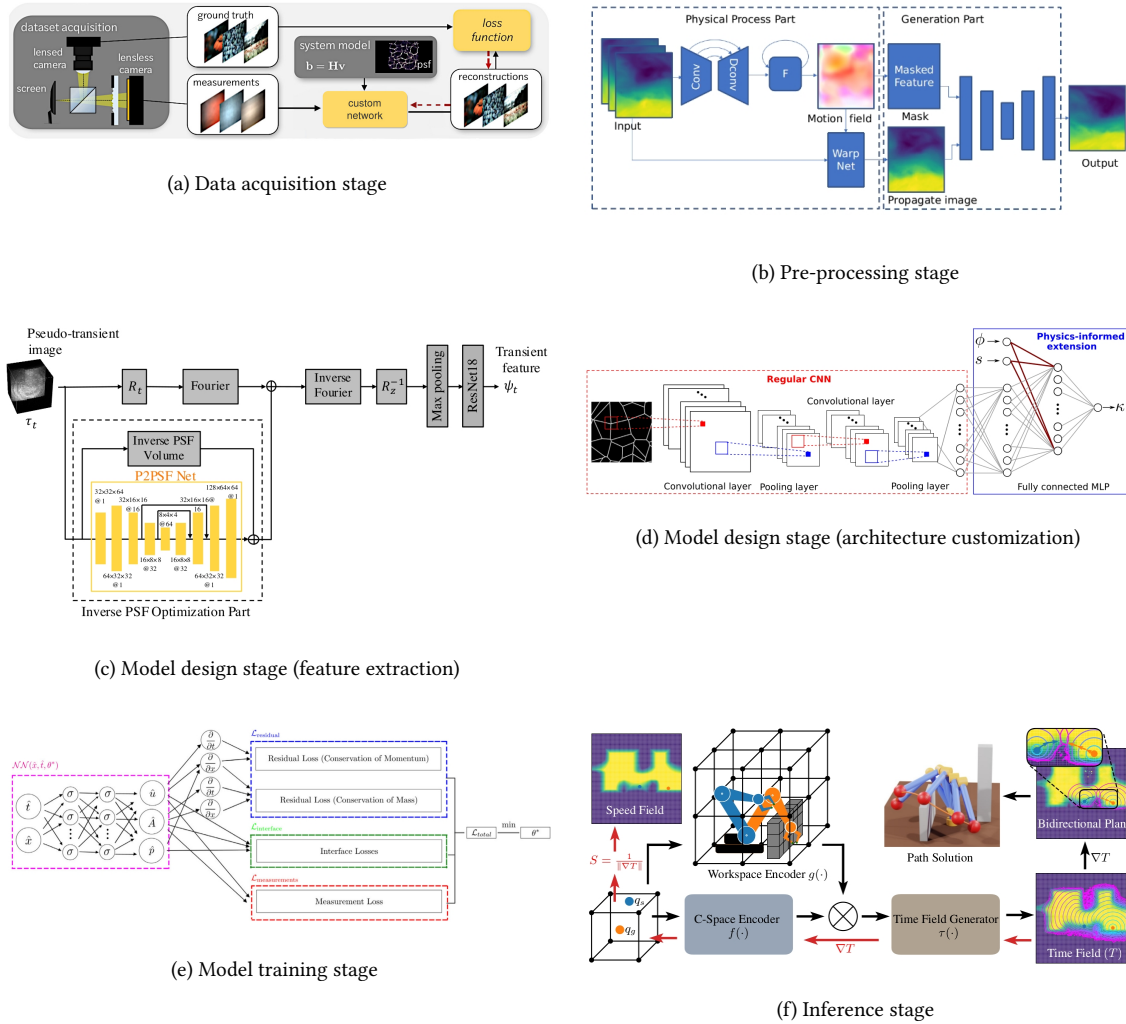


Fig. 5. Examples of physics incorporation with regard to the CV pipeline (a) Physics incorporation after data acquisition [150]; in this imaging task the physics prior in the form of a physics system model is introduced to the custom NN after data acquisition, (b) Physics incorporation during image pre-processing [33]; in this temperature field generation task, the physical process module directly generates a motion field from input images and function (F) learns dynamic characteristics of the motion field, (c) Physics incorporation at model design (feature extraction) stage [97]; in this human analysis task, custom network (P2PSF net) is designed to extract transient feature from images, to model physically-consistent 3D human pose, (d) Physics incorporation at model design (architecture selection/ customization) stage [218], here in the PI extension of a regular CNN network, physical parameters are included during training for faster permeability prediction, (e) Physics incorporation at model training stage [111], in this prediction task (f) Shows end-to-end pipeline of a robot motion planning, which is also a CV prediction task, with the inference or end product being the path solution. The approach uses a physics-driven objective function and reflects it through the architecture to parameterize the PDE (Eikonal equation) and generate time fields for different scenarios.

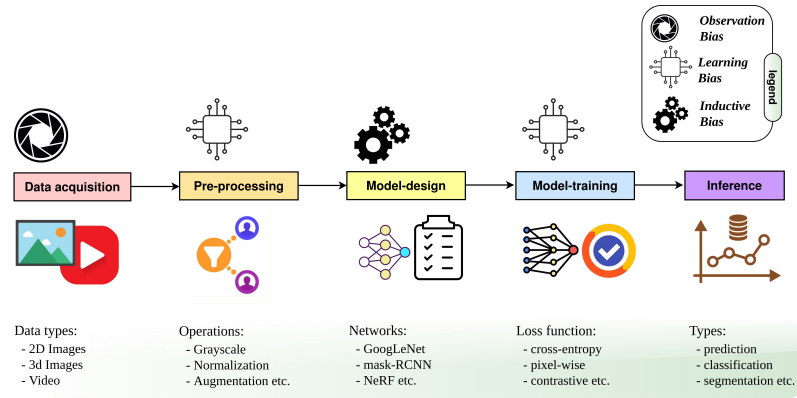


Fig. 6. The computer vision pipeline integrates various physics information through three biases at different stages, beginning with data acquisition (observation bias) from sources like images or videos. Data pre-processing follows, involving cleaning, augmentation, and normalization (learning bias). The model design comes next, selecting architecture elements based on problem requirements (inductive bias). Model training adjusts parameters using pre-processed data, again incorporating learning bias. The pipeline concludes at the inference stage, where the model predicts and evaluates on unseen data.

lensless measurements are fed into a CNN-based custom network which also incorporates the physics of the imaging system, using its point spread function (PSF) see Fig. 5a.

- (2) **Pre-processing:** Acquired visual data is generally non-uniform e.g. different resolutions, color spectrum, etc. as they come from different sources. As a result, each image/ video frame goes through a process of standardization or cleaning up process to make the data ready for the computer vision model. Pre-processing makes the data easy to analyze and process computationally, which in turn improves accuracy and efficiency. Color to grayscale conversion, image standardization and data augmentation (e.g. de-colorize, edge enhancement, and flip/rotate) are some examples of basic pre-processing operations. Super-resolution and image synthesis are two popular pre-processing tasks that have been enhanced by PI guidance [7, 33, 109, 188]. For an example see Fig 5b, which relates to the generation CV task. The physics incorporation strategies at this stage heavily follow the learning bias approach, characterized by the enforcement of prior knowledge/ physics information through soft penalty constraints.
- (3) **Model-design:** This phase involves feature extraction and choosing or adapting the model architecture. Techniques like Convolutional Neural Networks (CNN)[118, 141], Graphical Neural Networks (GNN)[22], and others [40, 82, 161, 162] are used. CNN enhancements for handling symmetries improve applications in fields like medical imaging [216] and climate analysis [40]. Custom NN models incorporate physical principles directly into their structure, aiding in generalization by enforcing "hard" constraints. Advancements include temporally coherent GANs for fluid dynamics [222] and CNNs for predicting sea surface temperatures [43]. For physics-integrated computer vision (PICV), specific network designs, like the P2PSF net for transient image analysis shown in Fig. 5c, extract relevant features. Besides tailored CNN model that integrates physical insights for computer vision tasks [218] depicted in Fig. 5d, aims at computational efficiency and better performance through physics integration.
- (4) **Model-training:** CV model training optimizes network parameters through iterative loss minimization, directly influencing model efficiency with functions like cross-entropy or pixel-wise loss. Physics priors, often as

PDEs/ODEs, are integrated into this process via the loss function, enhancing learning bias. PI adjustments to the loss function, such as regularization parameters or physics-based loss components, play a crucial role. For instance, in [111], a PINN architecture parametrizes cardiovascular fluid dynamics solutions with neural networks, training to align with system measurements while adhering to physical laws like the Navier Stokes equation. This introduces physics-based loss components, including momentum and mass conservation, and arterial boundary conditions, showcasing the method’s applicability, see Fig. 5e.

- (5) **Inference:** This stage in the CV pipeline is concerned with the deployment of the trained models for the prediction of outcomes from new observations. There is no physics information induction at this stage since it typically represents the finished/ trained product of the corresponding CV tasks. An as illustrative example Fig. 5f, presents an end-to-end pipeline of a CV prediction task, involving robot motion planning in various cluttered 3D environments, with path solution as the inferred result. The framework represents a wave propagation model generating continuous arrival time to find path solutions informed by a nonlinear first-order PDE (Eikonal Equation).

Integrating physics into the CV pipeline boosts model robustness and accuracy by applying physical principles via soft and hard constraints. Soft constraints, such as PI loss functions, guide models toward physically plausible solutions [111], while hard constraints embed these principles directly into the architecture, ensuring adherence to physical laws [22, 40, 118]. This blend of approaches, from regularization techniques to custom architectures designed for physical integration [43, 82, 141, 161, 162, 218, 222], ensures that CV models are both data-driven and fundamentally aligned with the physical world, significantly improving data quality, generalizability, and the physical plausibility of predictions.

### 2.3 Applications of PICV

This section discusses, in brief, the applications of PICV models in different domains. We have already illustrated the distribution of published papers across application domains in Fig. 1(b). In the following section, we review these application domains in more detail.

**Computational imaging and photonics:** In studies on lensless imaging, custom networks enhance performance [150], and PI-based techniques enable video denoising in low light [149]. Approaches for DNN generalization in such imagers are explored in [46]. Further, PI methods are advancing imaging across various fields, including through scattering media [263], in near-field [31] and fluorescence microscopy [225], and in elasticity imaging [247].

**Robotics:** Recent PI approaches deal with motion planning for robotic agents in cluttered scenarios [156] and motion synthesis without using motion capture data [221].

**Surveillance:** Research in this domain involves intelligent analysis of surveillance videos/ images, with techniques like action recognition [154], pose estimation [221], motion capture [93], tracking [133] and crowd analysis [14].

**Remote Sensing:** With regard to urban surface temperature estimation, [217] introduces a PI-estimator for accurate surface temperature prediction, while [28] proposed a PI-based network that provides improved high resolution and high precision urban surface temperature downscaling. Works like [58, 201, 242] improve prediction and extrapolation capabilities of remote sensing models with variation-prone data. [137] provides better present and future high-resolution flood visualization from cloud-obscured images and [132] generates and auto-annotates hyperspectral images.

**Weather modeling:** Physics-based data-driven approaches are introduced by [33] and [234] for troposphere temperature

prediction and facilitating real-time high-resolution prediction respectively. Papers like [248, 249] proposed a physics-inspired approach for 3-D spatiotemporal wind field reconstruction and spatiotemporal wind field based on sparse LIDAR measurements respectively. In another work, [99] presented a PI-detection and segmentation approach for gaining insights from solar radio spectrograms.

**Medicine and Medical imaging:** PI approaches have been presented for improved MRI reconstruction [169], conjoined acquisition and reconstruction [214], mitigation of imprecise segmentation in differently sourced MRI scans [18], better MRI-based blood flow model [203], estimating physiological parameters from sparse MRI data [243], cardiovascular flow modeling using 4D flow MRI [111] and for reconstructing single energy CT from dual-energy CT scans [165]. In heart-function imaging, [23] simulates left ventricular (LV) bio-mechanics, [179] introduces a PI-network for cardiac activation mapping and [88] simulates accurate action potential and estimates electrophysiological (EP) parameter. In brain related technologies, [4] uses encephalogram (EEG) towards motor imagery classification, [180] augments sparse clinical measurements and [76] performs automatic actuator sensor fault diagnosis, in health monitoring.

**Geoscience:** PI-based approaches of permeability prediction from  $\mu$ CT scans [67] and images [218] were proposed. [227], estimates physically consistent subsurface models using seismograms from geophysical imaging.

**Dynamical systems:** In [109] proposed a PI-based approach for super-resolution of sparse, spatial observations of chaotic-turbulent flows. [7], presents a PI- deep learning-based SR framework to enhance the spatio-temporal resolution of the solution of time-dependent PDEs in elastodynamics. [144] introduced a PI-spatiotemporal model to alleviate efficient emulation of crack propagation in brittle materials.

**Fluid and solid mechanics:** High-fidelity simulations in fluid dynamics and solid mechanics are often prohibitively expensive, leading researchers to use deep learning to enhance data from more computationally manageable coarse-grained simulations. Traditional data-driven methods, though beneficial, generally fail to include essential physical constraints. In contrast, PI methods such as those proposed by [187] and [173] employ deep neural networks (DNNs) for data reconstruction and achieving super-resolution from low-fidelity inputs, which are critical for enhancing the practical usability of fluid mechanics simulations.

Specific applications in this domain include enhancing the resolution of multiphase fluid flow data [122], improving spatial resolution of flow fields [52, 61, 64, 244], and enriching turbulence estimation frameworks [16, 194]. Recent advancements also focus on reconstructing dense velocity fields from sparse data [205, 208], estimating various fluid dynamics fields [148], generating detailed velocity and pressure fields [188], and enhancing geostatistical modeling through semantic inpainting [259]. These interdisciplinary approaches demonstrate the convergence of computer vision and mechanics, illustrating a broad and applicable overlap that enriches both fields.

**Manufacturing and Mechanical systems:** Manyar et al. [142] addressed the detection of anomalous configurations of sheets in the manufacturing process, [50] combines PI- machine learning, mechanistic modeling, and experimental data to reduce defects in additive manufacturing (AM) process and [158] introduced a PI Bayesian learning framework for auto-calibration of AM technologies. Lai et al. [115], proposed structural monitoring and vibration analysis using PI based approach with event cameras.

**Materials science:** Here, works have primarily focussed on prediction tasks, such as material fracture pattern prediction from arbitrary material microstructures [213] and composite strength prediction [260] from representative volume element (RVE) images. Zhang et al. [247] used PINNs for recovering unknown distribution of material properties.

**Accident and conflict resolution:** Approaches in this context, attempt to build a PI safety model for estimating crash risk, leveraging historical trajectory data [233] and raw video data [9]. Another work [257] is concerned with conflict resolution in air traffic scenarios by leveraging prior physics knowledge

### 3 PICV TASKS

This section delves deep into computer vision tasks. Using the computer vision pipeline discussed previously, we categorize tasks into 5 primary groups: imaging inverse problems (imaging, super-resolution, reconstruction), image generation, predictive modeling, image analysis (classification, segmentation) and human analysis. Many works that have been discussed in this survey have multiple computer vision tasks/operations involved in the process and in such cases, we have based our categorization on the particular vision task that has been augmented by incorporation of physics information. Below, we will briefly discuss tasks before delving deep into each of them.

#### 3.1 Physics-informed Imaging Inverse Problems

Inverse imaging problems involve reconstructing unknown data, like signals or images, from observations made through a non-invertible forward process. This challenge is central to tasks such as deblurring, deconvolution, inpainting, and super-resolution, aiming to recover original data from complex outcomes [159].

*3.1.1 Physics-informed Imaging.* Imaging captures the world using various modalities. Cameras for RGB, infrared, hyperspectral, and X-ray cover the electromagnetic spectrum. Medical imaging employs ultrasonic, MRI, PET, and CT scans. Sophisticated computer vision algorithms are required to extract information and enhance these images for human interpretation and decision-making. For the latest trend on the imaging task, refer [54, 57].

Monakhova et al. [150] developed the Le-ADMM-U network for enhanced and rapid computation in lensless imaging, integrating the imaging model's physics through its PSF and parameters derived from lensless camera data. This network extends the ADMM iterative process [20] by introducing trainable hyperparameters and a deep denoising component. Similarly, [232] integrates a system's varying PSF into a deconvolution network for single-shot 3D imaging, using a MultiWeinerNet to approximately reverse spatially varying blur. In addressing low light video denoising under high gain, [149] employs a GAN-adjusted PI noise model for camera noise representation. Initially, a generator network (2D U-Net [177]) with physics-based parameters is trained to create synthetic noisy images/videos. Subsequently, a video denoising network (FastDVDNet [199] with HRNet [195] blocks) is trained using both synthetic and real clean images/videos. In lensless multicore fiber (MCF) endoscopy, [78] effectively generalizes the imaging across varied fiber configurations by initially computing speckle intensity pattern autocorrelations and then applying a U-Net [177] for object reconstruction. Similarly, Zhu et al. [263] use a speckle autocorrelation pre-processing and a U-Net post-processing strategy to address generalization challenges in imaging through diffusers or scattering media across different scenes. Eichhorn et al. [51] presents PHIMO, a cutting-edge PI motion correction technique for MRI that enhances T2\* quantification by selectively excluding motion-corrupted k-space lines, thus shortening acquisition times. Zhu et al. [262] introduce a PI Sinogram Completion method for CT imaging that minimizes metal artifacts while avoiding over-smoothing, leveraging physical principles and novel algorithms. Kamali et al. [104] employ PINN to accurately determine the elastic properties of materials, showing promise for advanced biomedical imaging. Bian et al. [15] achieve significant advancements in single-photon imaging quality through deep learning and physical noise modeling. Halder et al. [81] develop MRI-MECH, a PINN-based framework to improve the diagnosis of esophageal disorders by modeling fluid dynamics and mechanical health metrics in dynamic MRI. Lastly, Yang et al. [228] propose FWIGAN, a novel unsupervised framework using GANs for 2D full-waveform inversion in geophysics, surpassing existing FWI methods by addressing initial model sensitivity and data noise issues without the need for labeled data or pretraining.

A number of papers use PINNs as an efficient approach to introduce physics information in deep learning. In optical microscopy, [31] employs PINNs grounded in full-vector Maxwell’s equations for the inverse retrieval of photonic nanostructure properties like electric permittivity and magnetic permeability from near-field data. Zhang et al. [247] utilize PINNs for identifying mechanical property distributions in elasticity imaging, incorporating PDEs, boundary conditions, and incompressibility constraints for hyperelastic materials. Similarly, Saba et al. [178] apply PINNs to predict scattered fields in diffraction tomography, using the Helmholtz equation as a physical loss.

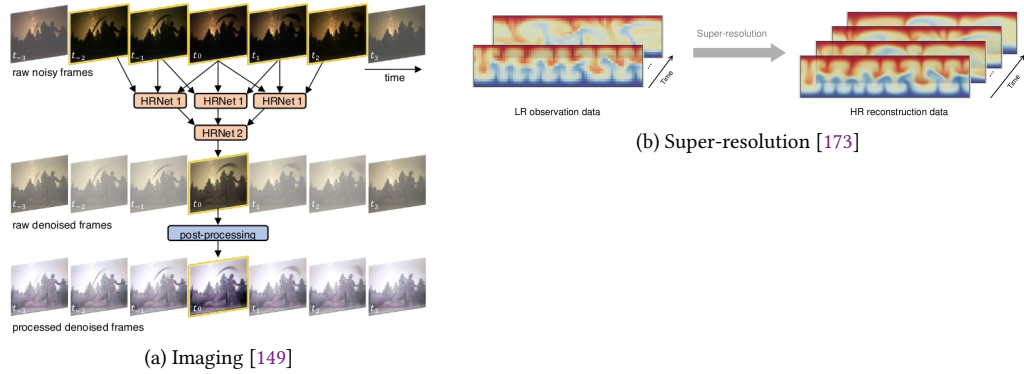


Fig. 7. Examples of CV tasks **(a)** Imaging [149], the shown HRNet denoising network is trained using a GAN tuned physics based camera noise model, for photorealistic low-light video denoising, **(b)** Super-resolution [173], the schematic shows low-resolution coarse grid data of a 2d Rayleigh-Benard convection system w.r.t. temperature on the left and its high resolution reconstructed form on the right.

**3.1.2 Physics-informed Super-resolution.** Super-resolution aims to generate higher-quality images from low-resolution inputs using trained models, enhancing beyond the original training image quality. It finds key applications in surveillance [1, 60, 103] and medical imaging [70, 75, 250], with detailed reviews available in [5, 212]. For tackling sparse and noisy data, deep learning proves effective in super-resolution, yet incorporating PI approaches ensures model outputs adhere to physical principles.

Kelshaw et al. [109] enhanced sparse chaotic-turbulent flow observations using PI-CNN, integrating physics in the loss term to align high-resolution outputs with underlying PDEs. Arora et al. [7] improved spatial and temporal resolution of coarse PDE solutions using a PI residual dense network (RDN [254]), eliminating the need for high-resolution data. Bode et al. [16] applied a GAN with super-resolution, adversarial, and PI losses, employing 3D-CNN [114] and RRDB for enhanced turbulent flow statistics. Li et al. [122] adapted SRGANs (SRGAN [119]) for multiphase fluid flows by incorporating a physics-based loss in the discriminator, ensuring precise high-resolution turbulent flow reconstructions. PhySRNet, presented in [6], generates deformation fields in hyperelastic materials without requiring high-resolution annotations, using separate networks based on residual dense networks (RDN) [254] to enhance solution fields from low-resolution simulations.

[234] developed the SE-SRCNN model for high-resolution, real-time temperature forecasts in urban areas, leveraging skip connections, channel attention, and specific feature extractors for various inputs like temperature and building height. [173] introduced the PhySR network for enhancing spatiotemporal scientific data, combining ConvLSTM networks [183] for temporal refinement with pixel shuffling for detailed spatial reconstruction. [64] proposed a CNN-SR

model that enhances resolution and determines parameters, using a PDE loss function based on the Navier Stokes theorem for integrating physical principles. Subramaniam et al. [194] presented the PI method with TEGAN (from SRGAN [119]) for improved turbulence representation, employing PI loss functions similar to [171] for physically-consistent enhancements.

Several SR techniques utilize PINNs for enhancement tasks. Eivazi et al. [52] use PINNs to refine spatio-temporal flow-field data from sparse and noisy inputs, bypassing the need for high-resolution references. To enhance the spatio-temporal quality of 4D-Flow MRI, PINN-based models are applied in [61], following the incompressible Navier-Stokes (NS) equations and mass conservation principles during network training. Moreover, [244] introduces a SPINN method for estimating turbulent flows from low-resolution inputs, relying on NS equations without defined initial conditions or forcing. [205] developed a Physics-Informed Neural Network (PINN) called PINSSR for plume simulation super-resolution, integrating RRDB blocks [211] with a physics consistency loss. This approach minimizes the physics residual, based on advection-diffusion equations, between high-resolution and improved low-resolution images.

Burns et al. [25] discusses an untrained PI neural network for flexible SIM reconstruction, while [187] presents a diffusion model improving CFD data super-resolution through PI conditioning, particularly for 2D turbulent flows. The ETSSR technique [80] accelerates stereo image simulation for autonomous driving with a novel transformer architecture. SRUNK-Res [62], a super-resolution U-Net, and a PINN method for 4D-flow MRI data [186] show significant advances in medical imaging by enforcing physics-based constraints. A 3D CNN and GAN-based model [202], a U-net framework for DFM images [120], SpkSRNet for optical speckle patterns [121], a T2-deblurred SR method for 3D-TSE MRI [35], and a Variational Super-Resolution Neural Network for CFD [167] all demonstrate substantial improvements in resolution and quality, showcasing robustness across various applications and conditions.

*3.1.3 Physics-informed Reconstruction.* There are two typical methods for reconstructing images: tomography image reconstruction and image recovery reconstruction. Tomography imaging involves creating a single image of an object that has been imaged in sections. Deep image reconstruction, or deep learning-assisted tomography reconstruction, is widely used in fields such as oceanography, remote sensing, and material science. For recent trends in deep image reconstruction refer to [206]. The second type focuses on enhancing degraded or incomplete images, known as image recovery. Image recovery and corresponding reconstruction approaches find their applications in computational imaging [13, 176] and in medical imaging [43, 71]. For a detailed discussion on image recovery refer [130].

Poirot et al. [165] introduced a method for reconstructing non-contrast single-energy CT (SECT) images from dual-energy CT (DECT) scans. This method employs a CNN (inspired by ResNet[87]) that takes advantage of the physical principles behind DECT image creation and the insights obtained from training on real images, resulting in DECT images of enhanced quality. Shu et al. [187] introduced a method for reconstructing high-fidelity computational fluid dynamics (CFD) data from low-quality inputs using a denoising diffusion probabilistic model (DDPM) [90]. By treating CFD data reconstruction as a denoising task, and incorporating PI conditioning via PDE residual gradients during training and sampling, they significantly enhanced reconstruction accuracy. [58] proposed an end-to-end architecture for the reconstruction and forecasting of sea surface dynamics from irregularly sampled satellite images. The framework consists of a variational model with cost minimization through physics-driven parametrization of the flow operator and also consists of an LSTM-based solver model.

Zhang et al. [249] developed a technique to reconstruct 3-D wind fields over time, merging the dynamics of 3-D Navier-Stokes (NS) equations with LIDAR observations. This approach employs a neural network that integrates LIDAR data and NS equations, guided by a specialized loss function incorporating both NS and LIDAR constraints. The PI

Fringe Pattern Analysis (PI-FPA) [237] utilizes a streamlined neural network alongside Fourier transform profilometry, enhancing phase retrieval in optical metrology. By incorporating physical principles, it offers improved single-shot 3D imaging across diverse samples. In fluorescence microscopy image denoising, [225] introduces a novel DNN architecture, RESUNET. It integrates physics by employing data normalization with a photon model and a PI loss function reflective of the Poisson-distributed photon detection process.

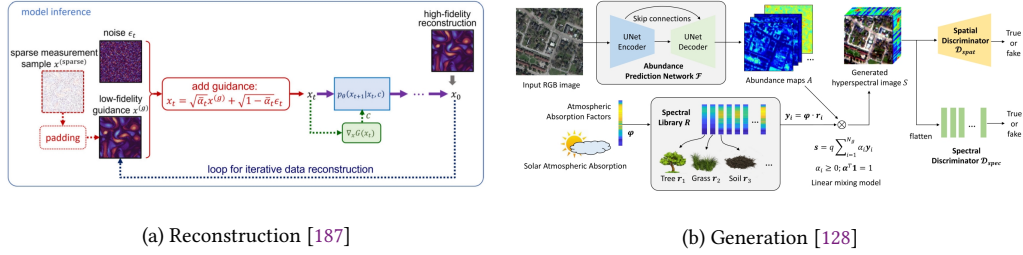


Fig. 8. Examples of PICV tasks (a) Reconstruction [187], shows the inference phase of a diffusion model, which reconstructs high-fidelity data from either a low-fidelity sample or a sparsely measured sample, while guided by PI conditioning information, (b) Generation [128], the workflow elaborates the synthesis of high-quality spectral data and generation of subpixel-level spectral abundance, for remote sensing application.

In [208], a method using Physics-Informed Neural Networks (PINNs) reconstructs dense velocity fields from sparse data acquired by particle image and tracking velocimetry techniques, optimizing a loss function that incorporates both experimental data and the NS equations. Similarly, [148] presents a PINN approach, PI-background-oriented schlieren (BOS), to derive density, velocity, and pressure fields from reference and distorted image pairs in fluid dynamics. This method leverages a physics loss derived from Euler and irrotationality equations, ensuring the flow fields comply with both experimental observations and fundamental physics. To simulate personalized left ventricular (LV) biomechanics, [23] introduced a PINN-based method. This approach allows for patient-specific customization, creating functional cardiac models from clinical images with minimal computational expense. It relies on a shape model (SM) derived from high-resolution cardiac images for approximating LV anatomies and a function model (FM) based on LV anatomies' displacement fields calculated via a biophysical finite element (FE) model. The FM underpins the physics-based final layer of the PINN. Qian et al. [169] introduced a physics-informed deep diffusion-weighted MRI reconstruction technique called PIDD. This method synthesizes multi-shot DWI data using a physics-based motion phase model and then employs a deep learning network trained on this synthetic data for robust, high-quality image reconstruction.

Neural Radiance Field (NeRF) methods model scenes by rendering multi-view images with neural networks under ground-truth supervision [29]. However, NeRF's novel view interpolations often result in visually inconsistent and geometrically rough outputs. Recent studies aim to bridge this 'generalization gap' for unseen views by integrating physical principles. Chu et al. [37] developed a technique for reconstructing flow motion in hybrid scenes containing fluids and obstacles, without needing initial conditions or information on boundaries and lighting. This method combines image data, physical principles, and a GAN-based data prior model [38] within a PINN framework. Similarly, Li et al. [124] introduced PAC-NeRF for system identification in the absence of geometric priors, blending physical simulations with rendering. This enables the estimation of both geometric and physical properties from multi-view videos, enhancing NeRF with a continuum dynamics model based on the material point method (MPM) [100]. [29]



introduces Aug-NeRF, a three-tier augmented NeRF training pipeline with physical grounding. It enhances geometry reconstruction, generalizes better for unseen views, and shows robustness against noisy inputs by incorporating a prior across coordinates, MLP intermediate features, and pre-rendering MLP outputs with distinct physical meanings. [151] introduces a deep learning-based, PI model to simulate underwater image effects, addressing color distortion and low contrast due to light attenuation and scattering. The work uses a complex image formation model to generate realistic ground truth images and hard-coding a basic image formation equation into the network, which infers additional factors affecting underwater image degradation. [157] presents a novel VPIN method for enhancing optical synthetic aperture images beyond traditional MAP frameworks by integrating variational inference with deep learning and employing Residual Dense Blocks for superior feature extraction. [44] showcases the first use of PINNs for 3D reconstruction of unsteady gravity currents from sparse data, leveraging LAT-2PIV—a combination of light attenuation technique and particle image velocimetry—to embed physical equations into PINNs through automatic differentiation, achieving high accuracy and cost efficiency in capturing complex, transient hydrodynamic fields.

### 3.2 Physics informed Image Generation

Image generation presents a significant challenge in computer vision due to data's high dimensionality. Generative models, essential for tasks like image editing [110, 261], fusion [138, 223], synthesis [21, 246], domain adaptation [95, 251], and data augmentation [63, 143], have gained traction. Notably, Generative Adversarial Networks (GANs) have advanced, producing realistic images within specific constraints [3, 193]. Recent reviews detail GANs' roles in medical image generation [191], augmentation [32], and remote sensing applications [102].

[33] presents a PI-generative neural network (PGnet) for troposphere temperature prediction, utilizing a two-stage approach that includes PI propagation based on the DCNet architecture [231] and physics-agnostic generation, leveraging convection-diffusion PDE constraints. [137] employs a modified pix2pixHD[209] network, incorporating physics through a flood extent map, to produce satellite images depicting coastal flooding scenarios before and after the event, achieving physics-based image-to-image translation. The PDASS method [128] generates high-resolution hyperspectral images and precise subpixel annotations from an RGB image using a U-Net[177]-based adversarial training framework that incorporates physics insights like imaging mechanisms and spectral mixing. Siddani et al. [188] developed a GAN-based method that, once trained, generates synthetic velocity and pressure fields around randomly distributed particles, accounting for non-dimensional variables, local coordinates, and discrete symmetries to include physics. Meanwhile, [259] enhances semantic inpainting for geostatistical modeling by incorporating physical data through direct and indirect measurements, utilizing the Wasserstein Generative Adversarial Network with Gradient Penalty (WGAN-GP) [77]. Yang et al. [229] discusses the development of IPADS within DL for MRI, highlighting its role in creating synthetic data, minimizing the need for real data, and improving scalability, explainability, and privacy in biomedical imaging. Kawahara et al. [108] presents a framework for synthesizing FLAIR and DWI images from T1- and T2-weighted MRIs, using conditional adversarial networks to enhance the versatility and quality of multi-contrast MRI synthesis without extra scans. Pan et al. [163] employs a diffusion model with a Swin-transformer network, effectively generating synthetic medical images to overcome dataset limitations and significantly improve the diversity and quality of synthetic images for AI training.

In PhysDiff [240], the authors integrate denoising diffusion (DDPM) [90] and physical constraints into a diffusion model for human motion modeling. They introduce a physics-based motion projection module for motion imitation in simulations, ensuring physical constraints are met. [142] generates PI, photo-realistic synthetic images to identify anomalies and defects in composite layup processes. This is achieved by training a mask region-based convolutional

network (Mask-RCNN) [86] with both real and synthetic images. The paper employs a physics-based simulator for creating synthetic images of sheet defects. However, image-to-image (i2i) translation, used for transferring images between domains, faces quality issues due to the entanglement effect. Pizzati et al. [164] presents a disentanglement method, where they use a collection of simple physical models rendering some of the physical traits (e.g. water drop, fog, etc.) of these phenomena and learn the remaining ones.

### 3.3 Physics Informed Image analysis

*3.3.1 Physics-informed Image Segmentation.* Image segmentation divides an image into segments or subgroups to simplify analysis by reducing complexity. This process involves labeling pixels according to their categories. Segmentation techniques are categorized into instance, semantic, and panoptic segmentation – the latter being a blend of the first two. Instance segmentation [74] identifies, segments, and classifies individual objects within an image, organizing pixels around object boundaries and distinguishing between overlapping objects without prior knowledge of their class. Semantic segmentation [147] categorizes each pixel into distinct classes without considering additional context. Panoptic segmentation [123] merges semantic and instance segmentation, distinguishing and identifying each object instance, thus yielding highly detailed information. These segmentation techniques are widely applied in fields such as medical imaging [85, 198], robotics [101, 155], and autonomous driving [59, 207].

In [99], the authors introduce a method for detecting and segmenting type II solar bursts in solar radio spectrograms, integrating a drift model of signal frequencies to enhance detection accuracy and training efficiency. An adaptive region of interest (ROI) technique is also proposed to focus on areas matching the burst curvature at specific frequencies, utilizing HOG features and logistic regression without neural networks. [214] presents PILOT (PI Learned Optimized Trajectory), combining physics insights and deep learning to optimize MRI scan acquisition and reconstruction, accelerating the process. This approach uses physical constraints on magnetic gradients to inform the design of acquisition trajectories, implemented in a unified network that performs both tasks, concluding with a U-Net [177]-based model for final image reconstruction or segmentation.

In [18], the authors tackle the challenge of inaccurate MRI image segmentation by combining a convolutional neural network with multi-parametric MRI simulations. This approach, integrating MR sequence parameters into a 3D U-Net [39], enhances the network’s robustness to MRI variations across different sites. Meanwhile, [201] introduces a PIML model, P<sup>3</sup>VAE, for semantic segmentation in high-resolution hyperspectral images, aiming for better extrapolation and interpretability. This model evolves from physics-integrated VAEs [197]. Borges et al. [17] introduces an algorithm that boosts MRI segmentation by mitigating site biases using PI data augmentation, uncertainty assessment, and harmonization, enhancing cross-site applicability and reducing the need for manual annotations. Similarly, WarpPINN, a PI neural network, improves cardiac strain estimates from cine MRI through precise deformation tracking, applying tissue incompressibility, and utilizing Fourier feature mappings, showcasing its efficacy in cardiac imaging [135].

*3.3.2 Physics-informed Image Classification.* Image classification assigns labels to image pixels or vectors based on rules derived from spectral or textural features, using unsupervised [174], supervised [175], semi-supervised [131, 226], or self-supervised [10, 210] methods. Unsupervised classification clusters data without training samples, while supervised classification utilizes labeled training data and methods like “maximum likelihood” and “minimum distance” to categorize images [185]. Semi- and self-supervised techniques are also effective in various applications.

Guc et al. [76] introduced a method for automatic sensor and actuator fault diagnosis using dynamic mode decomposition with control (DMDc) [168] and input-output data. DMDc, by leveraging system measurements and external

Table 2. Characteristics of PICV literature w.r.t. different computer vision tasks.

Ref.	Context	Physics guided operation	Training dataset	DNN/CV Model	Physics information		
Imaging	[149] [150] [46]	Low light imaging Lenseless imaging Lenseless imaging	Video denoising Image computation Cross dataset generalisation	Custom Custom ImageNet [45], Face-LFW[94] IC-layout [72] and MNIST[117]	GAN Le-ADMM-U Customised PhENN [192]	Noise model parameters PSF Training dataset	
	[232] [78] [263]	3D imaging Endoscope imaging Scattering imaging	Image sharpening Image computation Generalised image reconstruction	Custom MNIST [117, 220] MNIST [117], FEI face [200]	MultiWeinerNet CNN CNN	PSF Speckle auto-correlation Speckle correlation	
	[31] [247] [165]	Near-field microscopy Elasticity imaging Medical imaging (CT)	Parameter retrieval Material identification High fidelity CT processing	Custom Custom Custom	PINN PINN Custom (based on ResNet [87]) Custom	PDE (Maxwell's equation) PDE, BC hyperelastic material Lookup virtual non-contrast (L-VNC) image Physical MRI hardware constraints (e.g. slew rate)	
	[214]	Medical imaging (MRI)	Accelerated MRI	NYU fastMRI initiative database [245], Medical segmentation decathlon [190]	Custom	Physical loss PDE (Maxwell's equation) signal evolution physics	
	[225] [178] [51] [262]	Fluorescence microscopy Diffraction tomography Medical imaging (MRI) Artifact removal	Image denoising Tomographic reconstruction Motion correction Sinogram completion	Custom Custom - Custom	RESUNET[255] PINN Custom -	Beam hardening Correction Model Linear elastic theory, physical measurement	
	[104]	Biomedical imaging	Identify tumor edges	Custom	PINN	Physical noise model	
	[15] [81]	High speed imaging Medical analysis	single photon imaging Esophageal disorder diagnosis	SPAD custom	Swin-Transformer based PINN	Fluid flow eqns., conservation laws	
	[228]	Geophysics	subsurface imaging	Marmousi(1,2)	GAN based on WGAN	Acoustic wave equation	
	Super-resolution (SR)	[234] [109] [7] [52] [173] [61] [64] [244] [16]	Micro-meteorology Dynamical system Dynamical system Fluid mechanics Dynamical systems 4D Flow MRI Fluid flow 2D turbulent flow Turbulent reactive flows	Estimates temp. fields SR of chaotic flow Spatio-temporal SR SR based data augmentation Spatio-temporal SR SR and denoising SR and denoising zero shot SR sub-filter modeling	Custom Custom Custom Custom Simulated using [56] custom, CFD simulated CFD sim using[98] generated using NSE Decaying turbulence DNS [69] Generated using [98] "DamBreak" case	Custom SRCNN VDSR Custom (based on [254]) PINN ConvLSTM PI-DNN PI-CNN custom PI-CNN custom (based on ESRGAN Custom (based on SRGAN Custom (based on ESRGAN Custom (based on [254]) Custom (based on - SRGAN DDPM (PINN) Custom ETSSR SR UNet (SRUNK) PINN based on 3D CNNs and GANs Modified ResNeXt-101	Sim. data (LES) PDE IC, BC, PDE PDE (Burgers eqn.) PDE, BC (Dirichlet, Neumann PDE(NS), mass conservation PDE (NS) loss, BC Luenberger observer Physical loss term
		[122] [205] [6] [194]	Multi-phase fluid simulation Atmospheric pollution plume model Solid mechanics Turbulence enrichment	SR SR in advection diffusion models SR of deformation fields Generation	Generated using [98] Simulated (using adv.-diff. eqn.) Generated using [2] CFD simulation	Custom (based on SRGAN Custom (based on ESRGAN Custom (based on [254]) Custom (based on - SRGAN	Algebraic loss term (Interphase equations) sim. training data, physics- consistency loss PDE, Constitutive law sim. data and physics - loss (continuity, pressure) PDE and conditioning loss
		[187] [80] [62] [186] [202] [121]	Fluid dynamics Driving simulation medical imaging 4D Flow MRI Aerodynamics Imaging	CFD construction Stereo image simulation X-ray SR SR Custom CFD generated SR	- CARLA sim. Custom CFD CFD custom -	DDPM (PINN) Custom ETSSR SR UNet (SRUNK) PINN based on 3D CNNs and GANs Modified ResNeXt-101	Disparity maps modulation TF kernel NS eqns. Poisson and Continuity eqns. Implicit physical char. of speckle patterns
		[35] [167]	Biomedical imaging (MRI) Fluid dynamics	Scan time reduction Multiscale modeling	GEMM MR image Custom -	SRGAN custom VSRNN	Physical variables VMS formulation
		Reconstruction	[187] [249] [208] [148] [29] [37] [157] [44] [151] [237] [25]	Fluid mechanics Fluid dynamics Flow visualization Supersonic flow Physical simulation Fluid dynamics Space telescope Geophysics Image restoration Optical meteorology Microscopy	high-fidelity computational fluid dynamics simulation data reconstr. Wind field reconstruction Velocity reconstruction Field and parameter estimation Image augmentation, denoising Smoke reconstruction aperture imaging Flow analysis Underwater image correction Fringe pattern analysis SR image reconstr.	2-D Kolmogorov flow Custom (LIDAR measurement) DNS dataset Custom LLFF, NeRF-Synthetic ScalarFlow dataset Golay-6 custom Custom - BioSR	Denoising Diffusion- Probabilistic Model (DDPM) Custom (PINN based) PINN PINN PINN MLP Custom VPIN PINN Custom (DenseNet-169) Custom Lightweight DNN PINN
[33] [188] [259] [137]			Troposphere temperature prediction Fluid flow Geostatistical modeling Flood visualization	Temperature field generation Generate and pressure fields Semantic inpainting Pre and post flood image generation Generation	ERA5 [89] DNS sim. results [152] Generated using [84] xBD [79] Flood maps (SLOSH-NOAA) USGS Spectral Library[112] IEEE <i>grss_dfc_2018</i> , GF5 datasets [127]	Custom Custom GAN WGAN-GP[77] pix2pixHD [209]	Physical process data (motion field), mask loss Sim. training data PDE, physical constraints flood map, evaluation metric
[128]			Hyperspectral image synthesis	Generation	USGS Spectral Library[112] IEEE <i>grss_dfc_2018</i> , GF5 datasets [127]	Custom	Abundance map, spectral library

Table 2. (Contd.) Summary of PICV literature w.r.t. different computer vision tasks

	Ref.	Context	Physics guided operation	Training dataset	DNN/CV Model	Physics information
Image generation (contd.)	[201]	Semantic segmentation	Generative model	Simulated using DART[68]	Custom (based on $\phi$ -VAE [197]) Custom	Latent physical variables
	[169]	Imaging	Image synthesis for reconstruction	Synthesized via multi-shot DWI data synthesis	ResNet-50	Polynomial motion phase model
	[142]	Defect detection	Image generation	Custom (Real+ Sim.)	CNN	Simulated input data
	[160]	X-ray classification	Data augmentation	Custom		Domain knowledge (particularities of thin-film XRD spectra)
	[164]	Robotics/ autonomous driving	I2I translation	Custom	Custom	Physical model
	[229]	Biomedical MRI	feature disentanglement	-	Custom	Bloch equations
	[108]	Medical imaging	synthetic data generation	Custom	GAN	MR properties
	[163]	Medical imaging	data augmentation	ACDC MRI, BTCV etc.	Custom (MT-DDPM)	diffusion process
	[17]	Medical MRI analysis	Data augmentation	custom, ABIDE	UNet	
	[120]	Dark-field microscopy (DFM)	data augmentation	Simulated MATLAB2020	UNet based CNN	DFM physics model
Predictive modeling	[9]	Traffic safety	Safety field model learning	Custom	-	Model parameters
	[233]	Accident prevention	Vehicle safety prediction	HIGH-SIM[184]	Custom (CNN-LSTM)	Historical trajectory data
	[248]	Weather	Wind-field prediction	Custom (LoS wind speed values)	Custom PINN	Loss terms (NS, LIDAR measure)
	[156]	Robot navigation	Motion planning	Computed using a Speed Model	Custom	PDE, Collision-avoidance constraint
	[144]	Dynamical systems	Coupled-dynamics emulator	Custom	Custom (based on-ST-LSTM)	Spatiotemporal derivatives, Loss function, Sim. data
	[67]	Hydrodynamics	Permeability estimation	Segmented X-ray $\mu$ CT scans	Custom (CNN based)	Physics input (Max. flow value)
	[243]	Medicine	Diffusion coefficient estimation	Custom	PINN	4D PDE
	[88]	Medicine	Electrophysiological parameter estimation	Simulated cardiac EP data using FD solver	PINN	PDE, ODE, IC and BC
	[111]	Cardiovascular flow modeling	Predicting arterial-blood pressure	Synthesized using DG solver	PINN	Conservation law constraints (mass, momentum)
	[258]	Thermal analysis	Thermal field prediction	[30]	Custom UNET(PINN)	Heat conduction equations
	[180]	Medicine	Brain hemodynamics prediction	Custom	PINN	1D ROM PDE, Constraints (conservation of mass, momentum)
	[203]	Myocardial perfusion (MP)	MP MRI quantification	Custom	PINN	ODE residual loss
	[179]	Cardiac electrophysiology	Cardiac activation mapping	Custom	PINN	PDE (Eikonal equation)
	[158]	Manufacturing	Learning jet printing dynamics	S1, S2 from [91]	-	ODE, BC
	[260]	Materials	Composite strength prediction	Custom	Custom CNN, VGG16 [189]	RVE patterns
	[213]	Materials	Fracture pattern prediction	Generated using LPM	Customised FCN[134]	Sim data (LPM), NN phy. constraint
	[28]	Weather	Surface temperature estimation	LST, NDVI, Atmospheric forcing, 3D point cloud	Custom PINN	Multimodal high-resolution data
	[242]	Weather	Precipitation forecasting	SimSat, ERA5, IMERG	Custom	Reanalysis dataset ERA5 [89]
	[257]	Conflict resolution	RL Policy learning	Simulated	CNN	SSD based image
	[8]	Satellite altimetry	Prediction of Sea surface dynamics	Based on the NEMO model, NATL60 configuration	RESNET	Multimodal data
	[23]	Biophysical modeling	Cardiac mechanics simulation	MMWHS [24]	PINN	NN projection layer, cost function
	[218]	Materials	Fast permeability prediction	Custom/ generated	PI-CNN	Physical data inputs (porosity, surface area ratio)
	[124]	Geometry agnostic System identification	Physical parameter estimation	Custom	MLP	Conservation law, Eulerian-Lagrangian representation
[153]	Geophysics	Velocity model building	Custom	U-Net	Surrogate velocity model	
[227]	Geophysics	Seismic waveform inversion	Custom	Custom WGAN	2D acoustic wave eqn.	
[27]	Fluid dynamics	Estimate velocity, pressure fields	Tomo-BOS	PINN	PDE(NS equations)	
[140]	Robotics	Identify params. from video	Custom	RISP (custom)	Dynamics model	
[135]	Medical/Cardiac health	Cardiac strain estimation	Custom SSSP-MRI	PINN	Near-incompressibility of cardiac tissue	
Class.	[76]	Health monitoring	Fault cause assignment	Custom	DCNN, GoogLeNet	Time-frequency representations
	[4]	Brain computer interface	Motor imagery classification	BCI-2a dataset	Custom	EEG input data
	[50]	Materials	Defect prediction	Custom	-	Mechanistic variables
	[115]	Vision based monitoring	Structural vibration tracking and analysis	Custom	-	Basis function for boundary condition of beams
Seg.	[99]	Solar radiography	Segmentation of solar radio-bursts	Custom	-	Solar burst drift model
	[18]	Brain imaging	Brain MRI segmentation	Custom, SABRE subsets	3D U-Net	Physics parameter as training input
Human analysis	[154]	Action recognition (AR)	AR model learning	JHUMMA dataset	HMM	Acoustics from micro-doppler sensor
	[65]	3D motion reconstruction	Pose estimation	Human3.6M, AIST	Custom	Physics constraints and simulator
	[66]	3D pose reconstruction	Pose estimation	Human3.6M, HumanEva-I, AIST	HUND+SO+GT+Dynamics models	Physics engine
	[97]	3D pose estimation	Estimate 3D pose sequences	Custom	Custom	Physics simulator
	[241]	3D pose estimation	Pose estimation from monocular video	Human3.6M, Custom	Custom	Physics simulator
	[221]	Motion estimation, synthesis	Motion synthesis model	Human3.6 M	Custom	Physics loss
	[256]	Motion estimation	Prediction model	H3.6M MoCap dataset	LSTM Encoder-decoder arch.	Physics dynamics model
	[93]	Motion capture	Distribution prior training	Human3.6 M, GPA, 3DOH, GPA-IM	Custom	Human-scene interaction, human - shape reference, physics simulator
	[240]	Motion generation	Motion diffusion model	HumanAct12, UESTC	Custom	Physics simulator
	[133]	Motion capture	Motion tracking	Hasler dataset	-	Physical constrains
	[14]	Video analysis	Crowd characterization	Kinetics dataset	Custom	Physical parameters (entropy and order)
	[34]	Video analysis	Dynamic video reasoning	CLEVRER [235]	Custom	Observation and language context
	[224]	Human-object interaction (HOI)	predicting 3D HOI	BEHAVE	custom DDPM	PI interaction predictor NW
[236]	Motion capture	Motion optimization	Custom	Custom	Physics simulator	

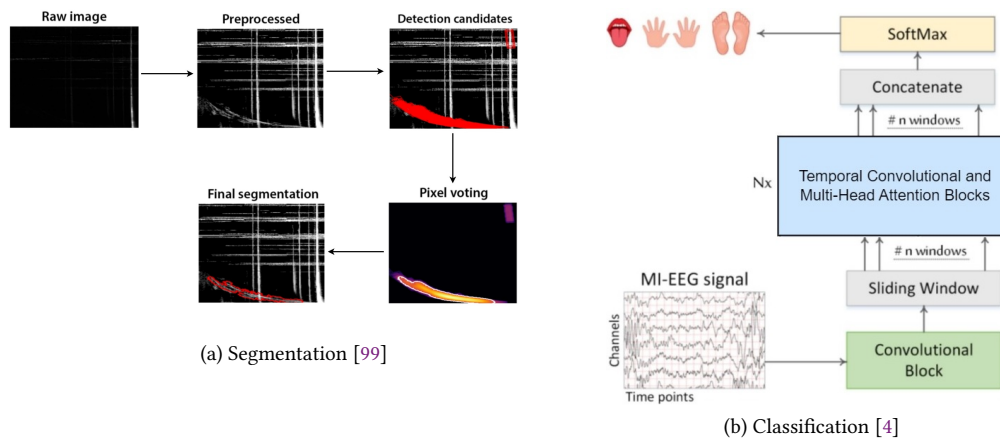


Fig. 9. Examples PICV tasks (a) Segmentation [99], shows the stages of detection and segmentation of occurrence of type II solar bursts in solar radio-spectrograms. The prior knowledge of how such bursts drift through frequencies over time is crucial for the method, (b) Classification [4], shown here is the workflow of EEG-based motor imagery (MI) classification algorithm, which uses a novel attention-based temporal convolutional network for boosting classification performance.

controls, unveils the system dynamics. These dynamics are then analyzed in time-frequency domains using transfer learning with GoogLeNet DCNN [196] to identify various sensor bias faults.

The ATCN, introduced in [4] for EEG-based motor imagery (MI) classification, comprises three key components: a CV block that transforms raw MI-EEG signals into compact sequences, a multihead self-AT block emphasizing crucial information within these sequences, and a temporal convolution (TC) block for extracting advanced temporal features. The CV block modifies EEGNet [116] by using 2-D instead of separable convolution. The AT block incorporates a multihead self-attention layer [204], and the TC block employs the TCN framework [96]. Du et al. [50] integrate PI-machine learning with mechanistic modeling and experimental data to mitigate defects in additive manufacturing. They identify crucial variables from defect formation data, revealing underlying physics, and compute these through a mechanistic model for use in their methodology.

### 3.4 Physics-informed Predictive Modeling

Predictive tasks in computer vision, such as forecasting events or labeling, utilize deep learning models trained on visual datasets. These models, enhanced by computer vision techniques, efficiently extract vital features from images for more accurate predictions. For instance, the paper [49] applies image processing and unsupervised learning to identify sunspot features for geomagnetic storm forecasting, correlating them with the “Kp-index” through supervised learning. For further information, see [8, 36]. Yao et al. in [233] introduce a Physics-Incorporated real-time Safety Prediction (PMSP) model for vehicle safety, utilizing historical trajectory data to enhance deep network training for predicting vehicle safety indicators. Similarly, Zhao et al. in [257] employ a PI reinforcement learning approach for air traffic conflict resolution, using a Solution Space Diagram (SSD) that integrates key flight data as a physics prior, with a CNN-based RL framework to derive optimal conflict resolution policies.

[217] developed a PI-hierarchical perception (PIHP) network for predicting future urban surface temperatures with high precision and resolution, utilizing multispectral satellite imagery and informed by physical processes for enhanced accuracy in LST forecasting. [67] employs a PI CNN (PhyCNN) to estimate permeability from micro-CT scans of

geological samples, combining direct numerical simulation results and physical characteristics, including flow, porosity, and surface area, for refined predictions. To enhance precipitation forecasting from satellite data, a three-phase approach involving state estimation, forecasting, and precipitation prediction was developed by [242]. This process integrates physics knowledge using the ERA5 reanalysis dataset [89] in training a convolutional LSTM model [183], enabling it to mimic atmospheric dynamics. For composite strength prediction, Zhou et al. [260] employed a custom CNN and a VGG16 [189] network for transfer learning. They used sampled images of representative volume elements (RVE) analyzed with the finite element method for composite damage, training deep learning models to predict composite strength from RVE images directly.

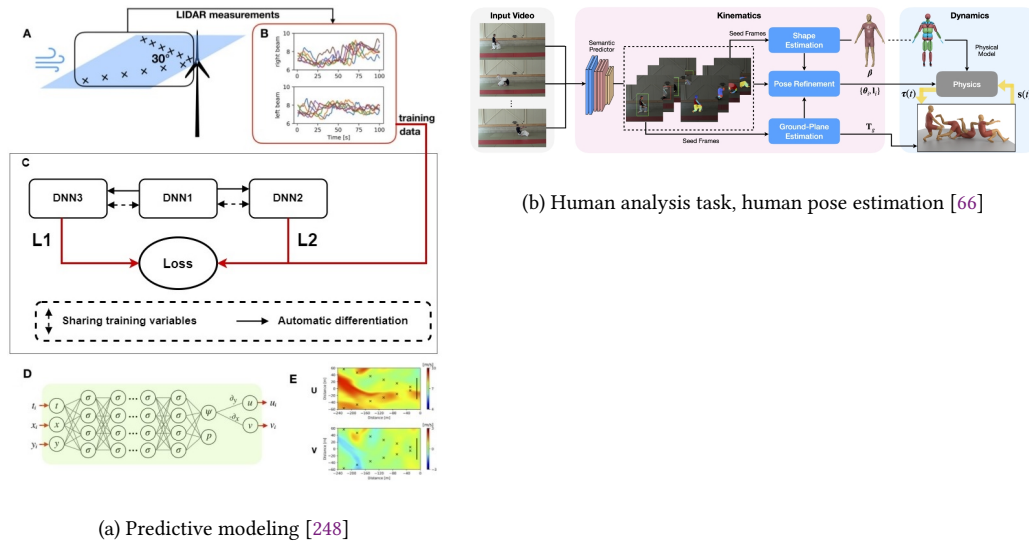


Fig. 10. Examples PICV tasks (a) Predictive modeling [248], the figure presents the workflow of a spatiotemporal wind field prediction method, which works by combining LIDAR measurements and flow physics information, (b) Human pose [66], this overview shows that, with input of an unknown real-world video, the algorithm estimates the ground plane location and dimensions of the physical body model. It then recovers the physical body motion aided by a fully featured physics engine in this human pose estimation process.

Deng et al. [46] demonstrate how public datasets like ImageNet[114] improve DNN generalization in lensless imaging, outperforming low-entropy datasets like MNIST[117] using PhENN[192]. Ni et al. [156] introduce a PI-motion planner that uses a wave-based model for navigation in clutter, combining various neural network components. Mehta et al. [144] develop a model simulating material stress over time, integrating physics into its computations.

A DNN for predicting fracture patterns using the lattice particle method is presented in [213], incorporating physical constraints and microstructure analysis. Chen et al. [28] create the DUD framework using PINNs for more accurate urban temperature forecasts, while Zapf et al. [243] apply PINNs to extract physiological measures from MRI scans. A method for inferring physical system dynamics from video under varying conditions is introduced in [140], and a PI-CNN that predicts temperature fields without labeled data is detailed in [258]. EP-PINN, which simulates action potentials and estimates EP parameters from limited data, is discussed in [88]. Kissas et al. [111] use PINNs for cardiovascular flow modeling from non-invasive MRI data. Sarabian et al. [180] and [179] apply PINNs to brain hemodynamics and cardiac activation mapping, respectively. Wu et al. [218] present a PI-CNN for porous media analysis.

In geophysics, [227] proposes a physics-informed approach for seismic FWI using unlabeled data, and [153] integrates supervised learning with PINNs to improve FWI. A PINN framework for myocardial perfusion MR is outlined in [203], and [9] introduces a model for crash risk assessment from video data. Zhang et al. [248] and Cai et al. [27] apply PINNs to wind and flow analysis, respectively. Lai et al. [115] and [158] demonstrate the effectiveness of PI models for structural monitoring and electro-hydrodynamic additive manufacturing calibration, emphasizing the integration of physical principles and machine learning.

### 3.5 Physics-informed Human Analysis Tasks

*3.5.1 Human analysis.* Yuan et al. introduced SimPoE, a method combining kinematic inference and physics-based control for 3D human pose estimation, using 3D scene modeling for physical contact integration [241]. Gartner et al. enhanced 3D pose estimation with a physics model for plausible motion generation from video, using DiffPhy for motion refinement [66][65]. InterDiff forecasts 3D human-object interactions with a focus on full-body dynamics and physical accuracy by merging diffusion model predictions with PI refinements [224]. Xie et al. employed a PI optimization for motion synthesis from video poses, refining motions for improved pose estimation and future motion prediction using a time-series model and a smooth contact loss function [221][181][239]. Isogawa et al. presented a method for 3D pose extraction from photon histograms, enhancing accuracy with a learnable inverse PSF function [97].

For human motion capture, Huang et al. and Zhang et al. introduced models that generate physically plausible motions by incorporating real physical supervision, human-scene interactions, and physical constraints into the training and denoising processes [93][256]. Murray et al. utilized micro-Doppler sonar with RGB-depth data for recognizing human actions through HMM, linking Doppler modulations to pose sequences [154]. Behera et al. introduced PIDLNet, employing physics-based features for analyzing structured versus unstructured crowd movements [14]. Livne et al. offered a generative 3D human pose tracking method, integrating physical constraints without needing prior scene or subject knowledge [133]. [236] introduces the Physical Inertial Poser (PIP), a cutting-edge six-sensor motion capture method, overcoming the drawbacks of traditional techniques with its neural-physical integration, enhancing motion capture’s accuracy and realism.

*3.5.2 Analysis and scene understanding.* Significant progress has been made in tracking and scene understanding. Ma et al. [139] developed the NCLaw framework that integrates neural networks with PDEs to improve motion data learning through differentiable simulation. Deng et al. [47] introduced the DVP method for predicting fluid dynamics from videos, increasing both accuracy and physical realism. Further advancements by VRDP [48] and HyFluid [238] combine visual, linguistic, and physics-based techniques to enhance dynamic predictions and reconstruct fluid dynamics from sparse data. Additionally, the Dynamic Concept Learner (DCL) [34] advances dynamic visual reasoning by focusing on object tracking and interaction, predicting video outcomes with minimal supervision using both linguistic and visual cues.

## 4 QUANTITATIVE STUDY AND INSIGHTS

### 4.1 Quantitative Analysis of PI Enhancements in CV Tasks

In this discussion we highlights representative examples from select CV tasks, illustrating the significant impact of PI. In **Inverse Imaging**, Guo et al. [78] demonstrated robust generalization in imaging with perturbed fibers, achieving PSNRs of 44.78 dB for seen objects and 22.83 dB for unseen objects. Monakhova et al. [149] enhanced video denoising in low-light, achieving a PSNR of 27.7 and SSIM of 0.931, surpassing FastDVDnet by 16.4% in PSNR and 50.6% in SSIM. For **Generation**, PI GANs in flood visualization [137] achieved an IoU of 0.553 and a lower LPIPS of 0.263. Zheng et

al. [259] demonstrated superior semantic inpainting with PI constraints, achieving RMSE of 0.02 and SSIM over 0.98. In **Predictive Modeling**, Sahli et al. [179] improved median RMSE in activation times for atrial fibrillation from 3.92 ms to 1.53 ms in homogeneous and from 4.77 ms to 2.23 ms in heterogeneous scenarios. The EP-PINNs model [88] delivered RMSEs as low as  $6.0 \times 10^{-3} \pm 2.0 \times 10^{-3}$ , even under noisy conditions where RMSEs could reach up to  $9.0 \times 10^{-3} \pm 4.0 \times 10^{-3}$ , in context of arrhythmia treatment. For **Classification** tasks, [76] addressed system faults with 98.7% accuracy, while the PI ATCNet [4] achieved 85.38% accuracy and a kappa score of 0.81, marking a 4.71% improvement. In **Segmentation**, [99] adopted an adaptive curved ROI for solar bursts segmentation, enhancing the Global IoU from 0.134-0.146 to 0.229-0.312. In MRI, [18] used a PI based segmentation approach that raised Dice scores for Grey Matter from 0.904 to 0.910 and for White Matter from 0.943 to 0.948, with significant p-value ( $<0.0001$ ) improvements. In **Human synthesis**, [97] showed that a PI approach reduced MPJPE from 123.9 to 96.1 in single-subject evaluations and from 137.7 to 108.6 cross-subject. [221] noted a PI approach decreased MPJPE by 7.5%, Global Root Position Error by 42.6%, esmooth Error by 26.2%, Foot Tangential Velocity Error by 41.7%, and Foot Height Error by 80.3%, improving pose accuracy and realism.

#### 4.2 When to choose PICV over typical data-driven CV approaches ?

In specific scenarios, a PICV-based approach can offer more dependable, precise, and adaptable solutions than purely data-driven CV approaches. For instance, when data is sparse or limited, such as in remote sensing, PICV can enhance image interpretation and fill data gaps, leading to more precise analysis. For complex physical phenomena, like those encountered in medical imaging (MRI, CT), PICV leverages deep knowledge of tissue properties and imaging techniques to improve reconstructions and anomaly detection. In applications where accuracy and reliability are critical, such as autonomous vehicle navigation, incorporating models of light reflection and motion dynamics can significantly improve object detection and scene understanding, particularly under challenging conditions like severe weather. PICV is also beneficial in industries like semiconductor manufacturing or aerospace, where data acquisition costs are high, by enhancing defect detection through models of material properties and manufacturing processes. Additionally, in environmental modeling and prediction, PICV excels by integrating multi-modal data and applying physical laws to forecast changes accurately, such as in flood or forest fire predictions.

#### 4.3 Cross-Domain Synergies and Innovations

The adoption of physics-informed (PI) methodologies demonstrates a significant trend in combining deep physical principles with data-driven models across various fields, leading to the creation of robust, accurate, and efficient models. These models are not only domain-specific but also share insights and methods across different areas. In sectors like computational imaging, photonics, and remote sensing, PI methods have enhanced image reconstruction and denoising [28, 150], similar advancements seen in MRI technologies [169]. These improvements reflect the use of physical models to better interpret complex data, extending to weather modeling [33] and remote sensing [217] for improved analysis and prediction. In robotics, motion planning [156], and surveillance, PI models facilitate understanding dynamic environments, akin to their role in fluid and solid mechanics [187] for simulation accuracy and data enhancement. Materials science also benefits from PI in predicting properties and behaviors [213], with similar applications in geology and manufacturing [67, 142], highlighting the cross-disciplinary utility of physics-based modeling. Additionally, PI methodologies extend to dynamical systems [109] and resolving accidents [233], showcasing the broad applicability of physics in addressing complex, evolving challenges and fostering innovation across diverse domains.



## 5 OPEN-QUESTIONS AND GAPS IN RESEARCH

### 5.1 Open questions in PICV

In this section, we discuss in brief the crucial challenges in the extensive use of physics information, especially in CV tasks, as follows:

- (1) **Balancing Physics and Data in Vision Models:** Vision tasks in daily scenarios heavily rely on intuitive physics, like the rules of motion and interaction. The challenge is incorporating these physics-based constraints effectively into learning frameworks, due to a lack of formalized representations. A key research area is finding the optimal balance between these constraints and data-driven approaches in computer vision models, enhancing their performance and efficiency to better manage real-world complexities.
- (2) **Choice of Physics Prior:** Selecting the appropriate physics information for inclusion in PICV models requires extensive domain expertise. Whether it's using specific physical variables as network inputs [50, 218] or components of the loss function [122, 149], the choice of relevant variables is crucial for the success of these models.
- (3) **Benchmarking and Evaluation Platforms of PICV Approaches:** PICV lacks comprehensive platforms for benchmarking and evaluation, hindering the assessment of quality and innovation in new methods. Most PICV research utilizes domain-specific datasets, complicating fair comparisons between different PICV algorithms and requiring extensive domain knowledge to understand or compare such approaches.
- (4) **Scalability, Complexity, and Integration:** Developing scalable computer vision models capable of accurately predicting complex physical phenomena in dynamic environments presents significant challenges. These models necessitate a comprehensive integration of disparate physics disciplines, such as mechanics and electromagnetism, into a unified computer vision framework, ensuring coherent and effective analysis.
- (5) **Handling Uncertainty and Incompleteness:** It is crucial to develop robust methods that effectively manage uncertainties and address the incompleteness of knowledge within physics-informed computer vision (PICV) models. This involves designing strategies that improve the reliability and predictability of the models under varying operational conditions.
- (6) **Interpretability and Explainability:** Improving the interpretability of PI models and understanding how physical constraints interact with learned features is challenging but crucial for ensuring that models are comprehensible to both experts and laypersons.

### 5.2 Research gaps and future avenues:

Current PICV research trends, as illustrated in Fig. 4b, highlight the prevalent application of physics information in developing advanced forecasting and generative models, enhancing super-resolution techniques, and improving human analysis. However, areas such as classification, segmentation, and crowd analysis still underutilize physical priors. Opportunities abound for incorporating physics priors into tasks like human tracking, object detection, and video analysis. Future PICV efforts should aim to refine inverse problem solving in high-dimensional contexts, create image generation models that accurately reflect physical realities for greater realism, and enhance predictive models for better handling of dynamic, chaotic systems. Key to this advancement is the integration of physical laws for intricate scene interpretation, such as in fluid dynamics, and the fusion of biomechanical insights with visual data for precise human motion analysis. Addressing computational efficiency, noise resilience, model generalizability, and the seamless integration of physics with machine learning is essential for the field's progression.

## 6 CONCLUSIONS

This paper introduces a state-of-the-art PICV paradigm that integrates data-driven methods with insights from physics and scientific principles. We present taxonomies to classify PICV approaches by their physics information type and incorporation into the computer vision pipeline. Our review includes a variety of images from recent studies to facilitate an understanding of how physics principles are integrated into computer vision tasks. A comprehensive summary of the discussed papers is provided in Table 2. The aim is to demystify the application of PICV methods across various domains, highlight current challenges, and inspire future research in this field.

## 7 ACKNOWLEDGMENT

This research was partly supported by the Advance Queensland Industry Research Fellowship AQIRF024-2021RD4.

## REFERENCES

- [1] Andreas Aakerberg, Kamal Nasrollahi, and Thomas B Moeslund. 2022. Real-world super-resolution of face-images from surveillance cameras. *IET Image Processing* 16, 2 (2022), 442–452.
- [2] Martin Alnaes, Jan Blechta, Johan Hake, August Johansson, Benjamin Kehlet, Anders Logg, Chris Richardson, Johannes Ring, Marie E Rognes, and Garth N Wells. 2015. The FEniCS project version 1.5. *Archive of Numerical Software* 3, 100 (2015).
- [3] Hamed Alqahtani, Manolya Kavakli-Thorne, and Gulshan Kumar. 2021. Applications of generative adversarial networks (gans): An updated review. *Archives of Computational Methods in Engineering* 28 (2021), 525–552.
- [4] Hamdi Altaheri, Ghulam Muhammad, and Mansour Alsulaiman. 2022. Physics-Informed Attention Temporal Convolutional Network for EEG-Based Motor Imagery Classification. *IEEE Transactions on Industrial Informatics* 19, 2 (2022), 2249–2258.
- [5] Saeed Anwar, Salman Khan, and Nick Barnes. 2020. A deep journey into super-resolution: A survey. *Comput. Surveys* 53, 3 (2020), 1–34.
- [6] Rajat Arora. 2022. PhysSRNet: Physics informed super-resolution network for application in computational solid mechanics. *arXiv preprint arXiv:2206.15457* (2022).
- [7] Rajat Arora and Ankit Shrivastava. 2022. Spatio-Temporal Super-Resolution of Dynamical Systems using Physics-Informed Deep-Learning. *arXiv preprint arXiv:2212.04457* (2022).
- [8] Bilal Arshad, Robert Ogie, Johan Barthelemy, Biswajeet Pradhan, Nicolas Verstaevael, and Pascal Perez. 2019. Computer vision and IoT-based sensors in flood monitoring and mapping: A systematic review. *Sensors* 19, 22 (2019), 5012.
- [9] Ashutosh Arun, Md Mazharul Haque, Simon Washington, and Fred Mannering. 2023. A physics-informed road user safety field theory for traffic safety assessments applying artificial intelligence-based video analytics. *Analytic Methods in Accident Research* 37 (2023), 100252.
- [10] Shekoofeh Azizi, Basil Mustafa, Fiona Ryan, Zachary Beaver, Jan Freyberg, Jonathan Deaton, Aaron Loh, Alan Karthikesalingam, Simon Kornblith, Ting Chen, et al. 2021. Big self-supervised models advance medical image classification. In *Proceedings of the IEEE/CVF International Conference on Computer Vision*. IEEE, Piscataway, NJ, USA, 3478–3488.
- [11] Daniel Balageas, Claus-Peter Fritzen, and Alfredo Güemes. 2010. *Structural health monitoring*. Vol. 90. John Wiley & Sons.
- [12] Alejandro Barredo Arrieta, Natalia Díaz-Rodríguez, Javier Del Ser, Adrien Bannetot, Siham Tabik, Alberto Barbado, Salvador Garcia, Sergio Gil-Lopez, Daniel Molina, Richard Benjamins, Raja Chatila, and Francisco Herrera. 2020. Explainable Artificial Intelligence (XAI): Concepts, Taxonomies, Opportunities and Challenges toward Responsible AI. *Inf. Fusion* 58, C (jun 2020), 82–115. <https://doi.org/10.1016/j.inffus.2019.12.012>
- [13] Ganbayer Batchuluun, Young Won Lee, Dat Tien Nguyen, Tuyen Danh Pham, and Kang Ryoung Park. 2020. Thermal image reconstruction using deep learning. *IEEE Access* 8 (2020), 126839–126858.
- [14] Shreetam Behera, Thakare Kamalakar Vijay, H Manish Kausik, and Debi Prosad Dogra. 2021. PIDLNet: A physics-induced deep learning network for characterization of crowd videos. In *IEEE International Conference on Advanced Video and Signal Based Surveillance*. IEEE, 1–8.
- [15] Liheng Bian, Haoze Song, Lintao Peng, Xuyang Chang, Xi Yang, Roarke Horstmeyer, Lin Ye, Chunli Zhu, Tong Qin, Dezhi Zheng, et al. 2023. High-resolution single-photon imaging with physics-informed deep learning. *Nature Communications* 14, 1 (2023), 5902.
- [16] Mathis Bode, Michael Gauding, Zeyu Lian, Dominik Denker, Marco Davidovic, Konstantin Kleinheinz, Jenia Jitsev, and Heinz Pitsch. 2021. Using physics-informed enhanced super-resolution generative adversarial networks for subfilter modeling in turbulent reactive flows. *Combustion Institute* 38, 2 (2021), 2617–2625.
- [17] Pedro Borges, Richard Shaw, Thomas Varsavsky, Kerstin Kläser, David Thomas, Ivana Drobnjak, Sebastien Ourselin, and M Jorge Cardoso. 2024. Acquisition-invariant brain MRI segmentation with informative uncertainties. *Medical Image Analysis* 92 (2024), 103058.
- [18] Pedro Borges, Carole Sudre, Thomas Varsavsky, David Thomas, Ivana Drobnjak, Sebastien Ourselin, and M Jorge Cardoso. 2019. Physics-informed brain MRI segmentation. In *International Workshop on Simulation and Synthesis in Medical Imaging*. 100–109.
- [19] Giuseppe Borrelli, Luca Guastoni, Hamidreza Eivazi, Philipp Schlatter, and Ricardo Vinuesa. 2022. Predicting the temporal dynamics of turbulent channels through deep learning. *International Journal of Heat and Fluid Flow* 96 (2022), 109010.

- [20] Stephen Boyd, Neal Parikh, Eric Chu, Borja Peleato, Jonathan Eckstein, et al. 2011. Distributed optimization and statistical learning via the alternating direction method of multipliers. *Foundations and Trends® in Machine Learning* 3, 1 (2011), 1–122.
- [21] Andrew Brock, Jeff Donahue, and Karen Simonyan. 2018. Large scale GAN training for high fidelity natural image synthesis. *arXiv preprint arXiv:1809.11096* (2018).
- [22] Michael M Bronstein, Joan Bruna, Yann LeCun, Arthur Szlam, and Pierre Vandergheynst. 2017. Geometric deep learning: going beyond euclidean data. *IEEE Signal Processing Magazine* 34, 4 (2017), 18–42.
- [23] Stefano Buoso, Thomas Joyce, and Sebastian Kozzerke. 2021. Personalising left-ventricular biophysical models of the heart using parametric physics-informed neural networks. *Medical Image Analysis* 71 (2021), 102066.
- [24] Stefano Buoso, Andrea Manzoni, Hatem Alkadhhi, André Plass, Alfio Quarteroni, and Vartan Kurtcuoglu. 2019. Reduced-order modeling of blood flow for noninvasive functional evaluation of coronary artery disease. *Biomechanics and modeling in mechanobiology* 18 (2019), 1867–1881.
- [25] Zachary Burns and Zhaowei Liu. 2023. Untrained, physics-informed neural networks for structured illumination microscopy. *Optics Express* 31, 5 (2023), 8714–8724.
- [26] Shengze Cai, Zhiping Mao, Zhicheng Wang, Minglang Yin, and George Em Karniadakis. 2022. Physics-informed neural networks (PINNs) for fluid mechanics: A review. *Acta Mechanica Sinica* (2022), 1–12.
- [27] Shengze Cai, Zhicheng Wang, Frederik Fuest, Young Jin Jeon, Callum Gray, and George Em Karniadakis. 2021. Flow over an espresso cup: inferring 3-D velocity and pressure fields from tomographic background oriented Schlieren via physics-informed neural networks. *Journal of Fluid Mechanics* 915 (2021), A102.
- [28] Linwei Chen, Bowen Fang, Lei Zhao, Yu Zang, Weiyan Liu, Yiping Chen, Cheng Wang, and Jonathan Li. 2022. DeepUrbanDownscale: A physics informed deep learning framework for high-resolution urban surface temperature estimation via 3D point clouds. *International Journal of Applied Earth Observation and Geoinformation* 106 (2022), 102650.
- [29] Tianlong Chen, Peihao Wang, Zhiwen Fan, and Zhangyang Wang. 2022. Aug-nerf: Training stronger neural radiance fields with triple-level physically-grounded augmentations. In *IEEE/CVF Conference on Computer Vision and Pattern Recognition (CVPR)*. 15191–15202.
- [30] Xianqi Chen, Xiaoyu Zhao, Zhiqiang Gong, Jun Zhang, Weien Zhou, Xiaoqian Chen, and Wen Yao. 2021. A deep neural network surrogate modeling benchmark for temperature field prediction of heat source layout. *Science China Physics, Mechanics & Astronomy* 64, 11 (2021), 1.
- [31] Yuyao Chen and Luca Dal Negro. 2022. Physics-informed neural networks for imaging and parameter retrieval of photonic nanostructures from near-field data. *APL Photonics* 7, 1 (2022), 010802.
- [32] Yizhou Chen, Xu-Hua Yang, Zihan Wei, Ali Asghar Heidari, Nenggan Zheng, Zhicheng Li, Huiling Chen, Haigen Hu, Qianwei Zhou, and Qiu Guan. 2022. Generative adversarial networks in medical image augmentation: a review. *Computers in Biology and Medicine* (2022), 105382.
- [33] Zhihao Chen, Jie Gao, Weikai Wang, and Zheng Yan. 2021. Physics-informed generative neural network: an application to troposphere temperature prediction. *Environmental Research Letters* 16, 6 (2021), 065003.
- [34] Zhenfang Chen, Jiayuan Mao, Jiajun Wu, Kwan-Yee Kenneth Wong, Joshua B Tenenbaum, and Chuhan Gan. 2021. Grounding physical concepts of objects and events through dynamic visual reasoning. *arXiv preprint arXiv:2103.16564* (2021).
- [35] Zihao Chen, Margaret Caroline Stapleton, Yibin Xie, Debiao Li, Yijun L Wu, and Anthony G Christodoulou. 2023. Physics-informed deep learning for T2-deblurred superresolution turbo spin echo MRI. *Magnetic Resonance in Medicine* 90, 6 (2023), 2362–2374.
- [36] Wen-Huang Cheng, Sijie Song, Chieh-Yun Chen, Shintami Chusnul Hidayati, and Jiaying Liu. 2021. Fashion meets computer vision: A survey. *Comput. Surveys* 54, 4 (2021), 1–41.
- [37] Mengyu Chu, Lingjie Liu, Quan Zheng, Erik Franz, Hans-Peter Seidel, Christian Theobalt, and Rhaleb Zayer. 2022. Physics informed neural fields for smoke reconstruction with sparse data. *ACM Transactions on Graphics* 41, 4 (2022), 1–14.
- [38] Mengyu Chu, You Xie, Jonas Mayer, Laura Leal-Taixé, and Nils Thuerey. 2020. Learning temporal coherence via self-supervision for GAN-based video generation. *ACM Transactions on Graphics* 39, 4 (2020), 75–1.
- [39] Özgün Çiçek, Ahmed Abdulkadir, Soeren S Lienkamp, Thomas Brox, and Olaf Ronneberger. 2016. 3D U-Net: learning dense volumetric segmentation from sparse annotation. In *Medical Image Computing and Computer-Assisted Intervention (MICCAI)*. Springer, 424–432.
- [40] Taco Cohen, Maurice Weiler, Berkay Kicanaoglu, and Max Welling. 2019. Gauge equivariant convolutional networks and the icosahedral CNN. In *International Conference on Machine Learning (ICML)*. PMLR, 1321–1330.
- [41] Miles Cranmer, Sam Greydanus, Stephan Hoyer, Peter Battaglia, David Spergel, and Shirley Ho. 2020. Lagrangian neural networks. *arXiv preprint arXiv:2003.04630* (2020).
- [42] Salvatore Cuomo, Vincenzo Schiano Di Cola, Fabio Giampaolo, Gianluigi Rozza, Maizar Raissi, and Francesco Piccialli. 2022. Scientific Machine Learning through Physics-Informed Neural Networks: Where we are and What’s next. *arXiv preprint arXiv:2201.05624* (2022).
- [43] Kevin de Haan, Yair Rivenson, Yichen Wu, and Aydogan Ozcan. 2019. Deep-learning-based image reconstruction and enhancement in optical microscopy. *IEEE* 108, 1 (2019), 30–50.
- [44] Mickael Delcey, Yoann Cheny, and Sebastien Kiesgen de Richter. 2023. Physics-informed neural networks for gravity currents reconstruction from limited data. *Physics of Fluids* 35, 2 (2023).
- [45] Jia Deng, Wei Dong, Richard Socher, Li-Jia Li, Kai Li, and Li Fei-Fei. 2009. Imagenet: A large-scale hierarchical image database. In *IEEE/CVF conference on Computer Vision and Pattern Recognition (CVPR)*. IEEE, 248–255.
- [46] Mo Deng, Shuai Li, Zhengyun Zhang, Iksung Kang, Nicholas X Fang, and George Barbastathis. 2020. On the interplay between physical and content priors in deep learning for computational imaging. *Optics Express* 28, 16 (2020), 24152–24170.

- [47] Yitong Deng, Hong-Xing Yu, Jiajun Wu, and Bo Zhu. 2023. Learning vortex dynamics for fluid inference and prediction. *arXiv preprint arXiv:2301.11494* (2023).
- [48] Mingyu Ding, Zhenfang Chen, Tao Du, Ping Luo, Josh Tenenbaum, and Chuang Gan. 2021. Dynamic visual reasoning by learning differentiable physics models from video and language. *Advances In Neural Information Processing Systems* 34 (2021), 887–899.
- [49] Kyle Domico, Ryan Sheatsley, Yohan Beugin, Quinn Burke, and Patrick McDaniel. 2022. A Machine Learning and Computer Vision Approach to Geomagnetic Storm Forecasting. *arXiv preprint arXiv:2204.05780* (2022).
- [50] Yang Du, Tuhin Mukherjee, and Tarasankar DebRoy. 2021. Physics-informed machine learning and mechanistic modeling of additive manufacturing to reduce defects. *Applied Materials Today* 24 (2021), 101123.
- [51] Hannah Eichhorn, Veronika Spieker, Kerstin Hammernik, Elisa Saks, Kilian Weiss, Christine Preibisch, and Julia A Schnabel. 2024. Physics-Informed Deep Learning for Motion-Corrected Reconstruction of Quantitative Brain MRI. *arXiv preprint arXiv:2403.08298* (2024).
- [52] Hamidreza Eivazi and Ricardo Vinuesa. 2022. Physics-informed deep-learning applications to experimental fluid mechanics. *arXiv preprint arXiv:2203.15402* (2022).
- [53] Mohamed Elgendy. 2020. *Deep learning for vision systems*. Simon and Schuster.
- [54] Eyad Elyan, Pattaramon Vuttipittayamongkol, Pamela Johnston, Kyle Martin, Kyle McPherson, Chrisina Jayne, Mostafa Kamal Sarker, et al. 2022. Computer vision and machine learning for medical image analysis: recent advances, challenges, and way forward. *Artificial Intelligence Surgery* 2 (2022).
- [55] N Benjamin Erichson, Michael Muehlebach, and Michael W Mahoney. 2019. Physics-informed autoencoders for Lyapunov-stable fluid flow prediction. *arXiv preprint arXiv:1905.10866* (2019).
- [56] Soheil Esmaeilzadeh, Kamyar Azizzadenesheli, Karthik Kashinath, Mustafa Mustafa, Hamdi A Tchelepi, Philip Marcus, Mr Prabhat, Anima Anandkumar, et al. 2020. Meshfreeflownet: A physics-constrained deep continuous space-time super-resolution framework. In *SC20: International Conference for High Performance Computing, Networking, Storage and Analysis*. IEEE, 1–15.
- [57] Andre Esteva, Katherine Chou, Serena Yeung, Nikhil Naik, Ali Madani, Ali Mottaghi, Yun Liu, Eric Topol, Jeff Dean, and Richard Socher. 2021. Deep learning-enabled medical computer vision. *NPJ Digital Medicine* 4, 1 (2021), 5.
- [58] Roman Fablet, Mohamed Mahmoud Amar, Quentin Febvre, Maxime Beauchamp, and Bertrand Chapron. 2021. End-to-end physics-informed representation learning from and for satellite ocean remote sensing data. In *International Society for Photogrammetry and Remote Sensing Congress*.
- [59] Lidia Fantauzzo, Eros Fani, Debora Caldarola, Antonio Tavera, Fabio Cermelli, Marco Ciccone, and Barbara Caputo. 2022. FedDrive: generalizing federated learning to semantic segmentation in autonomous driving. In *IEEE/RSJ International Conference on Intelligent Robots and Systems*. 11504–11511.
- [60] Muhammad Farooq, Matthew N Dailey, Arif Mahmood, Jednipat Moonrinta, and Mongkol Ekpanyapong. 2021. Human face super-resolution on poor quality surveillance video footage. *Neural Computing and Applications* 33 (2021), 13505–13523.
- [61] Mojtaba F Fathi, Isaac Perez-Raya, Ahmadreza Baghaie, Philipp Berg, Gabor Janiga, Amirhossein Arzani, and Roshan M D’Souza. 2020. Super-resolution and denoising of 4D-flow MRI using physics-informed deep neural nets. *Computer Methods and Programs in Biomedicine* 197 (2020), 105729.
- [62] Wai Yan Ryana Fok, Andreas Fieselmann, Magdalena Herbst, Ludwig Ritschl, Steffen Kappler, and Sylvia Saalfeld. 2023. Deep learning in computed tomography super resolution using multi-modality data training. *Medical Physics* (2023).
- [63] Maayan Frid-Adar, Idit Diamant, Eyal Klang, Michal Amitai, Jacob Goldberger, and Hayit Greenspan. 2018. GAN-based synthetic medical image augmentation for increased CNN performance in liver lesion classification. *Neurocomputing* 321 (2018), 321–331.
- [64] Han Gao, Luning Sun, and Jian-Xun Wang. 2021. Super-resolution and denoising of fluid flow using physics-informed convolutional neural networks without high-resolution labels. *Physics of Fluids* 33, 7 (2021), 073603.
- [65] Erik Gärtner, Mykhaylo Andriluka, Erwin Coumans, and Cristian Sminchisescu. 2022. Differentiable dynamics for articulated 3d human motion reconstruction. In *IEEE/CVF Conference on Computer Vision and Pattern Recognition (CVPR)*. 13190–13200.
- [66] Erik Gärtner, Mykhaylo Andriluka, Hongyi Xu, and Cristian Sminchisescu. 2022. Trajectory optimization for physics-based reconstruction of 3d human pose from monocular video. In *IEEE/CVF Conference on Computer Vision and Pattern Recognition (CVPR)*. 13106–13115.
- [67] Stephan Gärtner, Faruk O Alpak, Andreas Meier, Nadja Ray, and Florian Frank. 2021. Estimating permeability of 3D micro-CT images by physics-informed CNNs based on DNS. *arXiv preprint arXiv:2109.01818* (2021).
- [68] Jean-Philippe Gastellu-Etchegorry, Eloi Grau, and Nicolas Lauret. 2012. DART: A 3D model for remote sensing images and radiative budget of earth surfaces. *Modeling and simulation in engineering* 2 (2012).
- [69] Michael Gauding, Lipo Wang, Jens Henrik Goebbert, Mathis Bode, Luminita Danaila, and Emilien Varea. 2019. On the self-similarity of line segments in decaying homogeneous isotropic turbulence. *Computers & Fluids* 180 (2019), 206–217.
- [70] Mariana-Iuliana Georgescu, Radu Tudor Ionescu, Andreea-Iuliana Miron, Olivian Savencu, Nicolae-Cătălin Ristea, Nicolae Verga, and Fahad Shahbaz Khan. 2023. Multimodal multi-head convolutional attention with various kernel sizes for medical image super-resolution. In *IEEE/CVF Winter Conference on Applications of Computer Vision*. 2195–2205.
- [71] Kuang Gong, Ciprian Catana, Jinyi Qi, and Quanzheng Li. 2018. PET image reconstruction using deep image prior. *IEEE Transactions on Medical Imaging* 38, 7 (2018), 1655–1665.
- [72] Alexandre Goy, Kwabena Arthur, Shuai Li, and George Barbastathis. 2018. Low photon count phase retrieval using deep learning. *Physical review letters* 121, 24 (2018), 243902.

- [73] Samuel Greydanus, Misko Dzamba, and Jason Yosinski. 2019. Hamiltonian neural networks. *Advances in neural information processing systems* 32 (2019).
- [74] Wenchao Gu, Shuang Bai, and Lingxing Kong. 2022. A review on 2D instance segmentation based on deep neural networks. *Image and Vision Computing* (2022), 104401.
- [75] Yuchong Gu, Zitao Zeng, Haibin Chen, Jun Wei, Yaqin Zhang, Binghui Chen, Yingqin Li, Yujuan Qin, Qing Xie, Zhuoren Jiang, et al. 2020. MedSRGAN: medical images super-resolution using generative adversarial networks. *Multimedia Tools and Applications* 79 (2020), 21815–21840.
- [76] Furkan Guc and YangQuan Chen. 2021. Fault Cause Assignment with Physics Informed Transfer Learning. *IFAC-PapersOnLine* 54, 20 (2021), 53–58.
- [77] Ishaan Gulrajani, Faruk Ahmed, Martin Arjovsky, Vincent Dumoulin, and Aaron C Courville. 2017. Improved training of wasserstein gans. *Advances in neural information processing systems (NeurIPS)* 30 (2017).
- [78] Enlai Guo, Chenyin Zhou, Shuo Zhu, Lianfa Bai, and Jing Han. 2023. Dynamic imaging through random perturbed fibers via physics-informed learning. *Optics & Laser Technology* 158 (2023), 108923.
- [79] Ritwik Gupta, Richard Hosfelt, Sandra Sajeev, Nirav Patel, Bryce Goodman, Jigar Doshi, Eric Heim, Howie Choset, and Matthew Gaston. 2019. xbd: A dataset for assessing building damage from satellite imagery. *arXiv preprint arXiv:1911.09296* (2019).
- [80] Hamed Haghghi, Mehrdad Dianati, Valentina Donzella, and Kurt Debattista. 2023. Accelerating stereo image simulation for automotive applications using neural stereo super resolution. *IEEE Transactions on Intelligent Transportation Systems* (2023).
- [81] Sourav Halder, Ethan M Johnson, Jun Yamasaki, Peter J Kahrilas, Michael Markl, John E Pandolfino, and Neelesh A Patankar. 2023. MRI-MECH: mechanics-informed MRI to estimate esophageal health. *Frontiers in Physiology* 14 (2023), 1195067.
- [82] Boumediene Hamzi and Houman Owhadi. 2021. Learning dynamical systems from data: a simple cross-validation perspective, part I: parametric kernel flows. *Physica D: Nonlinear Phenomena* 421 (2021), 132817.
- [83] Zhongkai Hao, Songming Liu, Yichi Zhang, Chengyang Ying, Yao Feng, Hang Su, and Jun Zhu. 2022. Physics-Informed Machine Learning: A Survey on Problems, Methods and Applications. *arXiv preprint arXiv:2211.08064* (2022).
- [84] Arlen W Harbaugh. 2005. *MODFLOW-2005, the US Geological Survey modular ground-water model: the ground-water flow process*. Vol. 6. US Department of the Interior, US Geological Survey Reston, VA, USA.
- [85] Ali Hatamizadeh, Yucheng Tang, Vishwesh Nath, Dong Yang, Andriy Myronenko, Bennett Landman, Holger R Roth, and Daguang Xu. 2022. Unetr: Transformers for 3d medical image segmentation. In *IEEE/CVF Winter conference on Applications of Computer Vision (WACV)*. 574–584.
- [86] Kaiming He, Georgia Gkioxari, Piotr Dollár, and Ross Girshick. 2017. Mask r-cnn. In *IEEE International Conference on Computer Vision (ICCV)*. 2961–2969.
- [87] Kaiming He, Xiangyu Zhang, Shaoqing Ren, and Jian Sun. 2016. Deep residual learning for image recognition. In *IEEE/CVF conference on Computer Vision and Pattern Recognition (CVPR)*. 770–778.
- [88] Clara Herrero Martin, Alon Oved, Rasheda A Chowdhury, Elisabeth Ullmann, Nicholas S Peters, Anil A Bharath, and Marta Varela. 2022. EP-PINNs: Cardiac electrophysiology characterisation using physics-informed neural networks. *Frontiers in Cardiovascular Medicine* 8 (2022), 2179.
- [89] Hans Hersbach, Bill Bell, Paul Berrisford, Shoji Hirahara, András Horányi, Joaquín Muñoz-Sabater, Julien Nicolas, Carole Peubey, Raluca Radu, Dinand Schepers, et al. 2020. The ERA5 global reanalysis. *Quarterly Journal of the Royal Meteorological Society* 146, 730 (2020), 1999–2049.
- [90] Jonathan Ho, Ajay Jain, and Pieter Abbeel. 2020. Denoising diffusion probabilistic models. *Advances in neural information processing systems (NeurIPS)* 33 (2020), 6840–6851.
- [91] Andrei Hrynevich, Ievgenii Liashenko, and Paul D Dalton. 2020. Accurate prediction of melt electrowritten laydown patterns from simple geometrical considerations. *Advanced Materials Technologies* 5, 12 (2020), 2000772.
- [92] Chao Hu, Byeng D Youn, Pingfeng Wang, Chao Hu, Byeng D Youn, and Pingfeng Wang. 2019. Case studies: prognostics and health management (PHM). *Engineering Design under Uncertainty and Health Prognostics* (2019), 303–342.
- [93] Buzhen Huang, Liang Pan, Yuan Yang, Jingyi Ju, and Yangang Wang. 2022. Neural MoCon: Neural Motion Control for Physically Plausible Human Motion Capture. In *IEEE/CVF Conference on Computer Vision and Pattern Recognition (CVPR)*. 6417–6426.
- [94] Gary B Huang, Marwan Mattar, Tamara Berg, and Eric Learned-Miller. 2008. Labeled faces in the wild: A database for studying face recognition in unconstrained environments. In *Workshop on faces in 'Real-Life' Images: detection, alignment, and recognition*. EECV, Marseille, France.
- [95] Sheng-Wei Huang, Che-Tsung Lin, Shu-Ping Chen, Yen-Yi Wu, Po-Hao Hsu, and Shang-Hong Lai. 2018. Auggan: Cross domain adaptation with gan-based data augmentation. In *European Conference on Computer Vision (ECCV)*. Springer, Munich, Germany, 718–731.
- [96] Thorir Mar Ingólfsson, Michael Hersche, Xiaying Wang, Nobuaki Kobayashi, Lukas Cavigelli, and Luca Benini. 2020. EEG-TCNet: An accurate temporal convolutional network for embedded motor-imagery brain-machine interfaces. In *IEEE International Conference on Systems, Man, and Cybernetics*. IEEE, Ontario, 2958–2965.
- [97] Mariko Isogawa, Ye Yuan, Matthew O’Toole, and Kris M Kitani. 2020. Optical non-line-of-sight physics-based 3d human pose estimation. In *IEEE/CVF Conference on Computer Vision and Pattern Recognition (CVPR)*. IEEE, Seattle, Washington, 7013–7022.
- [98] Hrvoje Jasak, Aleksandar Jemcov, Zeljko Tukovic, et al. 2007. OpenFOAM: A C++ library for complex physics simulations. In *International workshop on coupled methods in numerical dynamics*, Vol. 1000. 1–20.
- [99] Joseph Jenkins, Adeline Paiement, Jean Aboudarham, and Xavier Bonnin. 2020. Physics-informed detection and segmentation of type II solar radio bursts. In *British Machine Vision Virtual Conference (BMVC)*. British Machine Vision Association (BMVA), London, UK.

- [100] Chenfanfu Jiang, Craig Schroeder, Andrew Selle, Joseph Teran, and Alexey Stomakhin. 2015. The affine particle-in-cell method. *ACM Transactions on Graphics* 34, 4 (2015), 1–10.
- [101] Aleksandar Jokić, Milica Petrović, and Zoran Miljković. 2022. Semantic segmentation based stereo visual servoing of nonholonomic mobile robot in intelligent manufacturing environment. *Expert Systems with Applications* 190 (2022), 116203.
- [102] Shahab Jozdani, Dongmei Chen, Darren Pouliot, and Brian Alan Johnson. 2022. A review and meta-analysis of generative adversarial networks and their applications in remote sensing. *International Journal of Applied Earth Observation and Geoinformation* 108 (2022), 102734.
- [103] Soyi Jung and Joongheon Kim. 2021. Adaptive and stabilized real-time super-resolution control for UAV-assisted smart harbor surveillance platforms. *Journal of Real-Time Image Processing* 18 (2021), 1815–1825.
- [104] Ali Kamali, Mohammad Sarabian, and Kaveh Laksari. 2023. Elasticity imaging using physics-informed neural networks: Spatial discovery of elastic modulus and Poisson’s ratio. *Acta biomaterialia* 155 (2023), 400–409.
- [105] George Em Karniadakis, Ioannis G Kevrekidis, Lu Lu, Paris Perdikaris, Sifan Wang, and Liu Yang. 2021. Physics-informed machine learning. *Nature Reviews Physics* 3, 6 (2021), 422–440.
- [106] Ali Kashefi, Davis Rempe, and Leonidas J Guibas. 2021. A point-cloud deep learning framework for prediction of fluid flow fields on irregular geometries. *Physics of Fluids* 33, 2 (2021), 027104.
- [107] K Kashinath, M Mustafa, A Albert, JL Wu, C Jiang, S Esmailzadeh, K Azzadenesheli, R Wang, A Chattopadhyay, A Singh, et al. 2021. Physics-informed machine learning: case studies for weather and climate modelling. *Philosophical Transactions of the Royal Society A* 379 (2021), 1–36.
- [108] Daisuke Kawahara, Hisanori Yoshimura, Takaaki Matsuura, Akito Saito, and Yasushi Nagata. 2023. MRI image synthesis for fluid-attenuated inversion recovery and diffusion-weighted images with deep learning. *Physical and Engineering Sciences in Medicine* 46, 1 (2023), 313–323.
- [109] Daniel Kelshaw, Georgios Rigas, and Luca Magri. 2022. Physics-Informed CNNs for Super-Resolution of Sparse Observations on Dynamical Systems. *arXiv preprint arXiv:2210.17319* (2022).
- [110] Hyunsu Kim, Yunjey Choi, Junho Kim, Sungjoo Yoo, and Youngjung Uh. 2021. Exploiting Spatial Dimensions of Latent in GAN for Real-Time Image Editing. In *IEEE/CVF Conference on Computer Vision and Pattern Recognition (CVPR)*. IEEE Computer Society, Nashville, TN, USA, 852–861.
- [111] Georgios Kissas, Yibo Yang, Eileen Hwuang, Walter R Witschey, John A Detre, and Paris Perdikaris. 2020. Machine learning in cardiovascular flows modeling: Predicting arterial blood pressure from non-invasive 4D flow MRI data using physics-informed neural networks. *Computer Methods in Applied Mechanics and Engineering* 358 (2020), 112623.
- [112] RF Kokaly, RN Clark, GA Swayze, KE Livo, TM Hoefen, NC Pearson, RA Wise, W Benzel, H Lowers, RL Driscoll, et al. 2017. Usgs spectral library version 7 data: Us geological survey data release. *United States Geological Survey (USGS): Reston, VA, USA* (2017).
- [113] Adam R Kosiorok, Heiko Strathmann, Daniel Zoran, Pol Moreno, Rosalia Schneider, Sona Mokra, and Danilo Jimenez Rezende. 2021. NeRF-VAE: A Geometry Aware 3D Scene Generative Model. In *International Conference on Machine Learning (Proceedings of Machine Learning Research, Vol. 139)*. PMLR, Online, 5742–5752.
- [114] Alex Krizhevsky, Ilya Sutskever, and Geoffrey E Hinton. 2017. Imagenet classification with deep convolutional neural networks. *Commun. ACM* 60, 6 (2017), 84–90.
- [115] Zhilu Lai, Ignacio Alzugaray, Margarita Chli, and Eleni Chatzi. 2020. Full-field structural monitoring using event cameras and physics-informed sparse identification. *Mechanical Systems and Signal Processing* 145 (2020), 106905.
- [116] Vernon J Lawhern, Amelia J Solon, Nicholas R Waytowich, Stephen M Gordon, Chou P Hung, and Brent J Lance. 2018. EEGNet: a compact convolutional neural network for EEG-based brain–computer interfaces. *Journal of neural engineering* 15, 5 (2018), 056013.
- [117] Yann LeCun. 1998. The MNIST database of handwritten digits. <http://yann.lecun.com/exdb/mnist/> (1998).
- [118] Yann LeCun, Yoshua Bengio, et al. 1995. Convolutional networks for images, speech, and time series. *The handbook of brain theory and neural networks* 3361, 10 (1995), 1995.
- [119] Christian Ledig, Lucas Theis, Ferenc Huszár, Jose Caballero, Andrew Cunningham, Alejandro Acosta, Andrew Aitken, Alykhan Tejani, Johannes Totz, Zehan Wang, et al. 2017. Photo-realistic single image super-resolution using a generative adversarial network. In *IEEE/CVF conference on Computer Vision and Pattern Recognition (CVPR)*. IEEE, Honolulu, HI, 4681–4690.
- [120] Ming Lei, Junxiang Zhao, Junxiao Zhou, Hongki Lee, Qianyi Wu, Zachary Burns, Guanghao Chen, and Zhaowei Liu. 2024. Super resolution label-free dark-field microscopy by deep learning. *Nanoscale* (2024).
- [121] Huanhao Li, Zhipeng Yu, Qi Zhao, Yunqi Luo, Shengfu Cheng, Tianting Zhong, Chi Man Woo, Honglin Liu, Lihong V Wang, Yuanjin Zheng, et al. 2023. Learning-based super-resolution interpolation for sub-Nyquist sampled laser speckles. *Photonics Research* 11, 4 (2023), 631–642.
- [122] Matthew Li and Christopher McComb. 2022. Using physics-informed generative adversarial networks to perform super-resolution for multiphase fluid simulations. *Journal of Computing and Information Science in Engineering* 22, 4 (2022), 044501.
- [123] Xinye Li and Ding Chen. 2022. A survey on deep learning-based panoptic segmentation. *Digital Signal Processing* 120 (2022), 103283.
- [124] Xuan Li, Yi-Ling Qiao, Peter Yichen Chen, Krishna Murthy Jatavallabhula, Ming Lin, Chenfanfu Jiang, and Chuang Gan. 2023. PAC-NeRF: Physics Augmented Continuum Neural Radiance Fields for Geometry-Agnostic System Identification. In *International Conference on Learning Representations (ICLR)*.
- [125] Zongyi Li, Nikola Kovachki, Kamyar Azzadenesheli, Burigede Liu, Kaushik Bhattacharya, Andrew Stuart, and Anima Anandkumar. 2020. Fourier neural operator for parametric partial differential equations. *arXiv preprint arXiv:2010.08895* (2020).
- [126] Julia Ling, Andrew Kurawski, and Jeremy Templeton. 2016. Reynolds averaged turbulence modelling using deep neural networks with embedded invariance. *Journal of Fluid Mechanics* 807 (2016), 155–166.

- [127] Liqin Liu, Sen Lei, Zhenwei Shi, Ning Zhang, and Xinzhong Zhu. 2021. Hyperspectral remote sensing imagery generation from RGB images based on joint discrimination. *IEEE Journal of Selected Topics in Applied Earth Observations and Remote Sensing* 14 (2021), 7624–7636.
- [128] Liqin Liu, Wenyuan Li, Zhenwei Shi, and Zhengxia Zou. 2022. Physics-Informed Hyperspectral Remote Sensing Image Synthesis With Deep Conditional Generative Adversarial Networks. *IEEE Transactions on Geoscience and Remote Sensing* 60 (2022), 1–15.
- [129] Lu Liu, Jelmer M Wolterink, Christoph Brune, and Raymond NJ Veldhuis. 2021. Anatomy-aided deep learning for medical image segmentation: a review. *Physics in Medicine & Biology* 66, 11 (2021), 11TR01.
- [130] Po-Yu Liu and Edmund Y Lam. 2018. Image reconstruction using deep learning. *arXiv preprint arXiv:1809.10410* (2018).
- [131] Quande Liu, Lequan Yu, Luyang Luo, Qi Dou, and Pheng Ann Heng. 2020. Semi-supervised medical image classification with relation-driven self-ensembling model. *IEEE Transactions on Medical Imaging* 39, 11 (2020), 3429–3440.
- [132] Wenyu Liu, Gaofeng Ren, Runsheng Yu, Shi Guo, Jianke Zhu, and Lei Zhang. 2022. Image-adaptive YOLO for object detection in adverse weather conditions. In *AAAI Conference on Artificial Intelligence*, Vol. 36. 1792–1800.
- [133] Micha Livne, Leonid Sigal, Marcus A Brubaker, and David J Fleet. 2018. Walking on thin air: Environment-free physics-based markerless motion capture. In *15th Conference on Computer and Robot Vision*. IEEE, 158–165.
- [134] Jonathan Long, Evan Shelhamer, and Trevor Darrell. 2015. Fully convolutional networks for semantic segmentation. In *IEEE/CVF conference on Computer Vision and Pattern Recognition (CVPR)*. 3431–3440.
- [135] Pablo Arratia Lopez, Hernan Mella, Sergio Uribe, Daniel E Hurtado, and Francisco Sahli Costabal. 2023. WarpPINN: Cine-MR image registration with physics-informed neural networks. *Medical Image Analysis* 89 (2023), 102925.
- [136] Lu Lu, Pengzhan Jin, Guofei Pang, Zhongqiang Zhang, and George Em Karniadakis. 2021. Learning nonlinear operators via DeepONet based on the universal approximation theorem of operators. *Nature Machine Intelligence* 3, 3 (2021), 218–229.
- [137] Björn Lütjens, Brandon Leshchinskiy, Christian Requena-Mesa, Farrukh Chishtie, Natalia Diaz-Rodriguez, Océane Boulais, Aaron Piña, Dava Newman, Alexander Lavin, Yarin Gal, et al. 2020. Physics-informed gans for coastal flood visualization. *arXiv preprint arXiv:2010.08103* (2020).
- [138] Jiayi Ma, Wei Yu, Chen Chen, Pengwei Liang, Xiaojie Guo, and Junjun Jiang. 2020. Pan-GAN: An unsupervised pan-sharpening method for remote sensing image fusion. *Information Fusion* 62 (2020), 110–120.
- [139] Pingchuan Ma, Peter Yichen Chen, Bolei Deng, Joshua B Tenenbaum, Tao Du, Chuang Gan, and Wojciech Matusik. 2023. Learning neural constitutive laws from motion observations for generalizable pde dynamics. In *International Conference on Machine Learning*. PMLR, 23279–23300.
- [140] Pingchuan Ma, Tao Du, Joshua B Tenenbaum, Wojciech Matusik, and Chuang Gan. 2022. Risp: Rendering-invariant state predictor with differentiable simulation and rendering for cross-domain parameter estimation. *arXiv preprint arXiv:2205.05678* (2022).
- [141] Stéphane Mallat. 2016. Understanding deep convolutional networks. *Philosophical Transactions of the Royal Society A: Mathematical, Physical and Engineering Sciences* 374, 2065 (2016), 20150203.
- [142] Omey M Manyar, Junyan Cheng, Reuben Levine, Vihan Krishnan, Jernej Barbič, and Satyandra K Gupta. 2023. Physics Informed Synthetic Image Generation for Deep Learning-Based Detection of Wrinkles and Folds. *Journal of Computing and Information Science in Engineering* 23, 3 (2023), 030903.
- [143] Giovanni Mariani, Florian Scheidegger, Roxana Istrate, Costas Bekas, and Cristiano Malossi. 2018. Bagan: Data augmentation with balancing gan. *arXiv preprint arXiv:1803.09655* (2018).
- [144] Anishi Mehta, Cory Braker Scott, Diane Oyen, Nishant Panda, and Gowri Srinivasan. 2020. Physics-Informed Spatiotemporal Deep Learning for Emulating Coupled Dynamical Systems.. In *AAAI Spring Symposium: MLPS*.
- [145] Chuizheng Meng, Sungyong Seo, Defu Cao, Sam Griesemer, and Yan Liu. 2022. When Physics Meets Machine Learning: A Survey of Physics-Informed Machine Learning. *arXiv preprint arXiv:2203.16797* (2022).
- [146] Xuhui Meng, Liu Yang, Zhiping Mao, José del Águila Ferrandis, and George Em Karniadakis. 2022. Learning functional priors and posteriors from data and physics. *J. Comput. Phys.* 457 (2022), 111073.
- [147] Yujian Mo, Yan Wu, Xinneng Yang, Feilin Liu, and Yujun Liao. 2022. Review the state-of-the-art technologies of semantic segmentation based on deep learning. *Neurocomputing* 493 (2022), 626–646.
- [148] Joseph P Molnar, Lakshmi Venkatakrishnan, Bryan E Schmidt, Timothy A Sipkens, and Samuel J Grauer. 2023. Estimating density, velocity, and pressure fields in supersonic flows using physics-informed BOS. *Experiments in Fluids* 64, 1 (2023), 14.
- [149] Kristina Monakhova, Stephan R Richter, Laura Waller, and Vladlen Koltun. 2022. Dancing under the stars: video denoising in starlight. In *IEEE/CVF Conference on Computer Vision and Pattern Recognition (CVPR)*. 16241–16251.
- [150] Kristina Monakhova, Joshua Yurtsever, Grace Kuo, Nick Antipa, Kyrollos Yanny, and Laura Waller. 2019. Learned reconstructions for practical mask-based lensless imaging. *Optics express* 27, 20 (2019), 28075–28090.
- [151] Tanmoy Mondal, Ricardo Mendoza, and Lucas Drumetz. 2024. Physics Informed and Data Driven Simulation of Underwater Images via Residual Learning. *arXiv preprint arXiv:2402.05281* (2024).
- [152] WC Moore, S Balachandar, and Georges Akiki. 2019. A hybrid point-particle force model that combines physical and data-driven approaches. *J. Comput. Phys.* 385 (2019), 187–208.
- [153] Ana Paula O Muller, Clecio R Bom, Jessé C Costa, Matheus Klatt, Elisângela L Faria, Marcelo P de Albuquerque, and Márcio P de Albuquerque. 2022. Deep-pretrained-FWI: combining supervised learning with physics-informed neural network. *arXiv preprint arXiv:2212.02338* (2022).
- [154] Thomas S Murray, Daniel R Mendat, Kayode A Sanni, Philippe O Pouliquen, and Andreas G Andreou. 2017. Bio-inspired human action recognition with a micro-Doppler sonar system. *IEEE Access* 6 (2017), 28388–28403.

- [155] Gautham Narasimhan, Kai Zhang, Ben Eisner, Xingyu Lin, and David Held. 2022. Self-supervised transparent liquid segmentation for robotic pouring. In *International Conference on Robotics and Automation (ICRA)*. 4555–4561.
- [156] Ruiqi Ni and Ahmed H Qureshi. 2022. NTFields: Neural Time Fields for Physics-Informed Robot Motion Planning. *arXiv preprint arXiv:2210.00120* (2022).
- [157] Bu Ning, Mei Hui, Ming Liu, Liqun Dong, Lingqin Kong, and Yuejin Zhao. 2023. Image restoration for optical synthetic aperture system via variational physics-informed network. *Results in Physics* 52 (2023), 106878.
- [158] Athanasios Oikonomou, Theodoros Loutas, Dixia Fan, Alysia Garmulewicz, George Nounesis, Santanu Chaudhuri, and Filippos Tourlomos. 2022. Physics-Informed Bayesian Learning of Electrohydrodynamic Polymer Jet Printing Dynamics. *arXiv preprint arXiv:2204.09513* (2022).
- [159] Gregory Ongie, Ajil Jalal, Christopher A Metzler, Richard G Baraniuk, Alexandros G Dimakis, and Rebecca Willett. 2020. Deep learning techniques for inverse problems in imaging. *IEEE Journal on Selected Areas in Information Theory* 1, 1 (2020), 39–56.
- [160] Felipe Oviedo, Zekun Ren, Shijing Sun, Charles Settens, Zhe Liu, Noor Titan Putri Hartono, Savitha Ramasamy, Brian L DeCost, Siyu IP Tian, Giuseppe Romano, et al. 2019. Fast and interpretable classification of small X-ray diffraction datasets using data augmentation and deep neural networks. *NPJ Computational Materials* 5, 1 (2019), 60.
- [161] Houman Owjadi. 2017. Multigrid with rough coefficients and multiresolution operator decomposition from hierarchical information games. *SIAM Review* 59, 1 (2017), 99–149.
- [162] Houman Owjadi and Gene Ryan Yoo. 2019. Kernel flows: From learning kernels from data into the abyss. *J. Comput. Phys.* 389 (2019), 22–47.
- [163] Shaoyan Pan, Tonghe Wang, Richard LJ Qiu, Marian Axente, Chih-Wei Chang, Junbo Peng, Ashish B Patel, Joseph Shelton, Sagar A Patel, Justin Roper, et al. 2023. 2D medical image synthesis using transformer-based denoising diffusion probabilistic model. *Physics in Medicine & Biology* 68, 10 (2023), 105004.
- [164] F. Pizzati, P. Cerri, and R. Charette. 2023. Physics-Informed Guided Disentanglement In generative networks. *IEEE Transactions on Pattern Analysis and Machine Intelligence* 01 (mar 2023), 1–16. <https://doi.org/10.1109/TPAMI.2023.3257486>
- [165] Maarten G Poirot, Rick HJ Bergmans, Bart R Thomson, Florine C Jolink, Sarah J Moum, Ramon G Gonzalez, Michael H Lev, Can Ozan Tan, and Rajiv Gupta. 2019. Physics-informed deep learning for dual-energy computed tomography image processing. *Nature Scientific reports* 9, 1 (2019), 17709.
- [166] Samira Pouyanfar, Saad Sadiq, Yilin Yan, Haiman Tian, Yudong Tao, Maria Presa Reyes, Mei-Ling Shyu, Shu-Ching Chen, and S. S. Iyengar. 2018. A Survey on Deep Learning: Algorithms, Techniques, and Applications. *ACM Computing Survey* 51, 5, Article 92 (sep 2018), 36 pages.
- [167] Aniruddh Pradhan and Karthik Duraisamy. 2023. Variational multiscale super-resolution: A data-driven approach for reconstruction and predictive modeling of unresolved physics. *Internat. J. Numer. Methods Engrg.* 124, 19 (2023), 4339–4370.
- [168] Joshua L Proctor, Steven L Brunton, and J Nathan Kutz. 2016. Dynamic mode decomposition with control. *SIAM Journal on Applied Dynamical Systems* 15, 1 (2016), 142–161.
- [169] Chen Qian, Zi Wang, Xinlin Zhang, Qingrui Cai, Taishan Kang, Boyu Jiang, Ran Tao, Zhigang Wu, Di Guo, and Xiaobo Qu. 2022. Physics-informed deep diffusion MRI reconstruction: break the bottleneck of training data in artificial intelligence. *arXiv preprint arXiv:2210.11388* (2022).
- [170] Rahul Rai and Chandan K Sahu. 2020. Driven by data or derived through physics? a review of hybrid physics guided machine learning techniques with cyber-physical system (cps) focus. *IEEE Access* 8 (2020), 71050–71073.
- [171] Maziar Raissi, Paris Perdikaris, and George Em Karniadakis. 2017. Physics informed deep learning (part i): Data-driven solutions of nonlinear partial differential equations. *arXiv preprint arXiv:1711.10561* (2017).
- [172] Kui Ren, Tianhang Zheng, Zhan Qin, and Xue Liu. 2020. Adversarial Attacks and Defenses in Deep Learning. *Engineering* 6, 3 (2020), 346–360.
- [173] Pu Ren, Chengping Rao, Yang Liu, Zihan Ma, Qi Wang, Jian-Xun Wang, and Hao Sun. 2022. Physics-informed deep super-resolution for spatiotemporal data. *arXiv preprint arXiv:2208.01462* (2022).
- [174] John A Richards and John A Richards. 2022. Clustering and unsupervised classification. *Remote Sensing Digital Image Analysis* (2022), 369–401.
- [175] John A Richards and John A Richards. 2022. Supervised classification techniques. *Remote sensing digital image analysis* (2022), 263–367.
- [176] Yair Rivenson, Yibo Zhang, Harun Günaydin, Da Teng, and Aydogan Ozcan. 2018. Phase recovery and holographic image reconstruction using deep learning in neural networks. *Light: Science & Applications* 7, 2 (2018), 17141–17141.
- [177] Olaf Ronneberger, Philipp Fischer, and Thomas Brox. 2015. U-net: Convolutional networks for biomedical image segmentation. In *Medical Image Computing and Computer-Assisted Intervention (MICCAI)*. 234–241.
- [178] Amirhossein Saba, Carlo Gigli, Ahmed B Ayoub, and Demetri Psaltis. 2022. Physics-informed neural networks for diffraction tomography. *Advanced Photonics* 4, 6 (2022), 066001.
- [179] Francisco Sahlbi Costabal, Yibo Yang, Paris Perdikaris, Daniel E Hurtado, and Ellen Kuhl. 2020. Physics-informed neural networks for cardiac activation mapping. *Frontiers in Physics* 8 (2020), 42.
- [180] Mohammad Sarabian, Hessam Babaei, and Kaveh Laksari. 2022. Physics-informed neural networks for brain hemodynamic predictions using medical imaging. *IEEE Transactions on Medical Imaging* 41, 9 (2022), 2285–2303.
- [181] Guntram Scheithauer. [n. d.]. Jorge Nocedal and Stephen J. Wright: Numerical Optimization, Springer Series in Operations Research, 1999, ISBN 0-387-98793-2.
- [182] Viraj Shah, Ameya Joshi, Sambuddha Ghosal, Balaji Pokuri, Soumik Sarkar, Baskar Ganapathysubramanian, and Chinmay Hegde. 2019. Encoding invariances in deep generative models. *arXiv preprint arXiv:1906.01626* (2019).



- [183] Xingjian Shi, Zhoung Chen, Hao Wang, Dit-Yan Yeung, Wai-Kin Wong, and Wang-chun Woo. 2015. Convolutional LSTM network: A machine learning approach for precipitation nowcasting. *Advances in neural information processing systems (NeurIPS)* 28 (2015).
- [184] Xiaowei Shi, Dongfang Zhao, Handong Yao, Xiaopeng Li, David K Hale, and Amir Ghiasi. 2021. Video-based trajectory extraction with deep learning for High-Granularity Highway Simulation (HIGH-SIM). *Communications in transportation research* 1 (2021), 100014.
- [185] M Shinozuka and B Mansouri. 2009. Synthetic aperture radar and remote sensing technologies for structural health monitoring of civil infrastructure systems. In *Structural health monitoring of civil infrastructure systems*. 113–151.
- [186] Fergus Shone, Nishant Ravikumar, Toni Lassila, Michael MacRaild, Yongxing Wang, Zeike A Taylor, Peter Jimack, Erica Dall’Armellina, and Alejandro F Frangi. 2023. Deep physics-informed super-resolution of cardiac 4D-flow MRI. In *International Conference on Information Processing in Medical Imaging*. Springer, 511–522.
- [187] Dule Shu, Zijie Li, and Amir Barati Farimani. 2023. A Physics-informed Diffusion Model for High-fidelity Flow Field Reconstruction. *J. Comput. Phys.* (2023), 111972.
- [188] Bhargav Siddani, S Balachandar, William C Moore, Yunchao Yang, and Ruogu Fang. 2021. Machine learning for physics-informed generation of dispersed multiphase flow using generative adversarial networks. *Theoretical and Computational Fluid Dynamics* 35 (2021), 807–830.
- [189] Karen Simonyan and Andrew Zisserman. 2014. Very deep convolutional networks for large-scale image recognition. *arXiv preprint arXiv:1409.1556* (2014).
- [190] Amber L Simpson, Michela Antonelli, Spyridon Bakas, Michel Bilello, Keyvan Farahani, Bram Van Ginneken, Annette Kopp-Schneider, Bennett A Landman, Geert Litjens, Bjoern Menze, et al. 2019. A large annotated medical image dataset for the development and evaluation of segmentation algorithms. *arXiv preprint arXiv:1902.09063* (2019).
- [191] Nripendra Kumar Singh and Khalid Raza. 2021. Medical image generation using generative adversarial networks: A review. *Health informatics: A computational perspective in healthcare* (2021), 77–96.
- [192] Ayan Sinha, Justin Lee, Shuai Li, and George Barbastathis. 2017. Lensless computational imaging through deep learning. *Optica* 4, 9 (2017), 1117–1125.
- [193] Vera Sorin, Yiftach Barash, Eli Konen, and Eyal Klang. 2020. Creating artificial images for radiology applications using generative adversarial networks (GANs)—a systematic review. *Academic radiology* 27, 8 (2020), 1175–1185.
- [194] Akshay Subramaniam, Man-Long Wong, Raunak Borker, Sravya Nimmagadda, and Sanjiva Lele. 2020. Turbulence Enrichment with Physics-informed Generative Adversarial Network. In *Advances in Neural Information Processing Systems (NeurIPS)*.
- [195] Ke Sun, Bin Xiao, Dong Liu, and Jingdong Wang. 2019. Deep high-resolution representation learning for human pose estimation. In *IEEE/CVF conference on Computer Vision and Pattern Recognition (CVPR)*. 5693–5703.
- [196] Christian Szegedy, Wei Liu, Yangqing Jia, Pierre Sermanet, Scott Reed, Dragomir Anguelov, Dumitru Erhan, Vincent Vanhoucke, and Andrew Rabinovich. 2015. Going deeper with convolutions. In *IEEE/CVF conference on Computer Vision and Pattern Recognition (CVPR)*. 1–9.
- [197] Naoya Takeishi and Alexandros Kalousis. 2021. Physics-integrated variational autoencoders for robust and interpretable generative modeling. *Advances in neural information processing systems (NeurIPS)* 34 (2021), 14809–14821.
- [198] Pin Tang, Pinli Yang, Dong Nie, Xi Wu, Jiliu Zhou, and Yan Wang. 2022. Unified medical image segmentation by learning from uncertainty in an end-to-end manner. *Knowledge-Based Systems* 241 (2022), 108215.
- [199] Matias Tassano, Julie Delon, and Thomas Veit. 2020. Fastdvdnet: Towards real-time deep video denoising without flow estimation. In *IEEE/CVF conference on Computer Vision and Pattern Recognition (CVPR)*. 1354–1363.
- [200] Carlos Eduardo Thomaz. 2012. FEI face database. <https://fei.edu.br/~cet/facedatabase.html> (2012).
- [201] Romain Thoreau, Laurent Risser, V Véronique Achard, Béatrice Berthelot, and Xavier Briottet. 2022. p<sup>3</sup> VAE: a physics-integrated generative model. Application to the semantic segmentation of optical remote sensing images. *arXiv preprint arXiv:2210.10418* (2022).
- [202] Thanh Luan Trinh, Fange Chen, Takuya Nanri, and Kei Akasaka. 2024. 3D Super-Resolution Model for Vehicle Flow Field Enrichment. In *Proceedings of the IEEE/CVF Winter Conference on Applications of Computer Vision*. 5826–5835.
- [203] Rudolf LM van Herten, Amedeo Chiribiri, Marcel Breeuwer, Mitko Veta, and Cian M Scannell. 2022. Physics-informed neural networks for myocardial perfusion MRI quantification. *Medical Image Analysis* 78 (2022), 102399.
- [204] Ashish Vaswani, Noam Shazeer, Niki Parmar, Jakob Uszkoreit, Llion Jones, Aidan N Gomez, Łukasz Kaiser, and Illia Polosukhin. 2017. Attention is all you need. *Advances in neural information processing systems (NeurIPS)* 30 (2017).
- [205] Chulin Wang, Eloisa Bentivegna, Wang Zhou, Levente Klein, and Bruce Elmgreen. 2020. Physics-informed neural network super resolution for advection-diffusion models. *arXiv preprint arXiv:2011.02519* (2020).
- [206] Ge Wang, Jong Chul Ye, and Bruno De Man. 2020. Deep learning for tomographic image reconstruction. *Nature Machine Intelligence* 2, 12 (2020), 737–748.
- [207] Hai Wang, Yanyan Chen, Yingfeng Cai, Long Chen, Yicheng Li, Miguel Angel Sotelo, and Zhixiong Li. 2022. SFNet-N: An improved SFNet algorithm for semantic segmentation of low-light autonomous driving road scenes. *IEEE Transactions on Intelligent Transportation Systems* 23, 11 (2022), 21405–21417.
- [208] Hongping Wang, Yi Liu, and Shizhao Wang. 2022. Dense velocity reconstruction from particle image velocimetry/particle tracking velocimetry using a physics-informed neural network. *Physics of Fluids* 34, 1 (2022), 017116.
- [209] Ting-Chun Wang, Ming-Yu Liu, Jun-Yan Zhu, Andrew Tao, Jan Kautz, and Bryan Catanzaro. 2018. High-resolution image synthesis and semantic manipulation with conditional gans. In *IEEE/CVF conference on Computer Vision and Pattern Recognition (CVPR)*. 8798–8807.

- [210] Xiyue Wang, Sen Yang, Jun Zhang, Minghui Wang, Jing Zhang, Junzhou Huang, Wei Yang, and Xiao Han. 2021. Transpath: Transformer-based self-supervised learning for histopathological image classification. In *Medical Image Computing and Computer-Assisted Intervention – MICCAI 2021*. Springer, Strasbourg, FRANCE, 186–195.
- [211] Xintao Wang, Ke Yu, Shixiang Wu, Jinjin Gu, Yihao Liu, Chao Dong, Yu Qiao, and Chen Change Loy. 2018. Esrgan: Enhanced super-resolution generative adversarial networks. In *European conference on computer vision workshop*. 0–0.
- [212] Zhihao Wang, Jian Chen, and Steven CH Hoi. 2020. Deep learning for image super-resolution: A survey. *IEEE Transactions on Pattern Analysis and Machine Intelligence* 43, 10 (2020), 3365–3387.
- [213] Haoyang Wei, Houpu Yao, Yutian Pang, and Yongming Liu. 2022. Fracture pattern prediction with random microstructure using a physics-informed deep neural networks. *Engineering Fracture Mechanics* 268 (2022), 108497.
- [214] Tomer Weiss, Ortal Senouf, Sanketh Vedula, Oleg Michailovich, Michael Zibulevsky, and Alex Bronstein. 2019. PILOT: Physics-informed learned optimized trajectories for accelerated MRI. *arXiv preprint arXiv:1909.05773* (2019).
- [215] Philip Wijesinghe and Kishan Dholakia. 2021. Emergent physics-informed design of deep learning for microscopy. *Journal of Physics: Photonics* 3, 2 (2021), 021003.
- [216] Jim Winkens, Jasper Linmans, Bastiaan S Veeling, Taco S Cohen, and Max Welling. 2018. Improved semantic segmentation for histopathology using rotation equivariant convolutional networks. *Medical Imaging with Deep Learning* (2018).
- [217] Donghang Wu, Weiquan Liu, Bowen Fang, Linwei Chen, Yu Zang, Lei Zhao, Shenlong Wang, Cheng Wang, José Marcato, and Jonathan Li. 2022. Intracity Temperature Estimation by Physics Informed Neural Network Using Modeled Forcing Meteorology and Multispectral Satellite Imagery. *IEEE Transactions on Geoscience and Remote Sensing* 60 (2022), 1–15.
- [218] Jinlong Wu, Xiaolong Yin, and Heng Xiao. 2018. Seeing permeability from images: fast prediction with convolutional neural networks. *Science bulletin* 63, 18 (2018), 1215–1222.
- [219] Jin-Long Wu, Karthik Kashinath, Adrian Albert, Dragos Chirila, Heng Xiao, et al. 2020. Enforcing statistical constraints in generative adversarial networks for modeling chaotic dynamical systems. *J. Comput. Phys.* 406 (2020), 109209.
- [220] Han Xiao, Kashif Rasul, and Roland Vollgraf. 2017. Fashion-mnist: a novel image dataset for benchmarking machine learning algorithms. *arXiv preprint arXiv:1708.07747* (2017).
- [221] Kevin Xie, Tingwu Wang, Umar Iqbal, Yunrong Guo, Sanja Fidler, and Florian Shkurti. 2021. Physics-based human motion estimation and synthesis from videos. In *IEEE International Conference on Computer Vision (ICCV)*. 11532–11541.
- [222] You Xie, Erik Franz, Mengyu Chu, and Nils Thuerey. 2018. tempoGAN: A temporally coherent, volumetric GAN for super-resolution fluid flow. *ACM Transactions on Graphics* 37, 4 (2018), 1–15.
- [223] Han Xu, Jiayi Ma, and Xiao-Ping Zhang. 2020. MEF-GAN: Multi-exposure image fusion via generative adversarial networks. *IEEE Transactions on Image Processing* 29 (2020), 7203–7216.
- [224] Sirui Xu, Zhengyuan Li, Yu-Xiong Wang, and Liang-Yan Gui. 2023. Interdiff: Generating 3d human-object interactions with physics-informed diffusion. In *Proceedings of the IEEE/CVF International Conference on Computer Vision*. 14928–14940.
- [225] Emmanouil Xypakis, Valeria de Turris, Fabrizio Gala, Giancarlo Ruocco, and Marco Leonetti. 2022. Physics-informed deep neural network for image denoising. *Research Square* (2022).
- [226] I Zeki Yalniz, Hervé Jégou, Kan Chen, Manohar Paluri, and Dhruv Mahajan. 2019. Billion-scale semi-supervised learning for image classification. *arXiv preprint arXiv:1905.00546* (2019).
- [227] Fangshu Yang and Jianwei Ma. 2021. Revisit geophysical imaging in a new view of physics-informed generative adversarial learning. *arXiv preprint arXiv:2109.11452* (2021).
- [228] Fangshu Yang and Jianwei Ma. 2023. FWIGAN: Full-Waveform Inversion via a Physics-Informed Generative Adversarial Network. *Journal of Geophysical Research: Solid Earth* 128, 4 (2023), e2022JB025493.
- [229] Qinqin Yang, Zi Wang, Kunyuan Guo, Congbo Cai, and Xiaobo Qu. 2023. Physics-driven synthetic data learning for biomedical magnetic resonance: The imaging physics-based data synthesis paradigm for artificial intelligence. *IEEE Signal Processing Magazine* 40, 2 (2023), 129–140.
- [230] Yibo Yang and Paris Perdikaris. 2019. Conditional deep surrogate models for stochastic, high-dimensional, and multi-fidelity systems. *Computational Mechanics* 64, 2 (2019), 417–434.
- [231] Yimin Yang, Wandong Zhang, Jonathan Wu, Will Zhao, and Ao Chen. 2021. Deconvolution-and-convolution Networks. *arXiv preprint arXiv:2103.11887* (2021).
- [232] Kyrollos Yannys, Kristina Monakhova, Richard W Shuai, and Laura Waller. 2022. Deep learning for fast spatially varying deconvolution. *Optica* 9, 1 (2022), 96–99.
- [233] Handong Yao, Qianwen Li, and Junqiang Leng. 2023. Physics-informed multi-step real-time conflict-based vehicle safety prediction. *Accident Analysis & Prevention* 182 (2023), 106965.
- [234] Yuki Yasuda, Ryo Onishi, Yuichi Hirokawa, Dmitry Kolomenskiy, and Daisuke Sugiyama. 2022. Super-resolution of near-surface temperature utilizing physical quantities for real-time prediction of urban micrometeorology. *Building and Environment* 209 (2022), 108597.
- [235] Kexin Yi\*, Chuang Gan\*, Yunzhu Li, Pushmeet Kohli, Jiajun Wu, Antonio Torralba, and Joshua B. Tenenbaum. 2020. CLEVRER: Collision Events for Video Representation and Reasoning. In *International Conference on Learning Representations*. <https://openreview.net/forum?id=HkxYzANYDB>
- [236] Xinyu Yi, Yuxiao Zhou, Marc Habermann, Soshi Shimada, Vladislav Golyanik, Christian Theobalt, and Feng Xu. 2022. Physical inertial poser (pip): Physics-aware real-time human motion tracking from sparse inertial sensors. In *IEEE/CVF Conference on Computer Vision and Pattern Recognition*

- (CVPR). 13167–13178.
- [237] Wei Yin, Yuxuan Che, Xinsheng Li, Mingyu Li, Yan Hu, Shijie Feng, Edmund Y Lam, Qian Chen, and Chao Zuo. 2024. Physics-informed deep learning for fringe pattern analysis. *Opto-Electronic Advances* 7, 1 (2024), 230034–1.
- [238] Hong-Xing Yu, Yang Zheng, Yuan Gao, Yitong Deng, Bo Zhu, and Jiajun Wu. 2024. Inferring Hybrid Neural Fluid Fields from Videos. *Advances in Neural Information Processing Systems* 36 (2024).
- [239] Ye Yuan and Kris Kitani. 2020. Dlow: Diversifying latent flows for diverse human motion prediction. In *European Conference on Computer Vision (ECCV)*. Springer, 346–364.
- [240] Ye Yuan, Jiaming Song, Umar Iqbal, Arash Vahdat, and Jan Kautz. 2022. PhysDiff: Physics-Guided Human Motion Diffusion Model. *arXiv preprint arXiv:2212.02500* (2022).
- [241] Ye Yuan, Shih-En Wei, Tomas Simon, Kris Kitani, and Jason Saragih. 2021. Simpoe: Simulated character control for 3d human pose estimation. In *IEEE/CVF conference on Computer Vision and Pattern Recognition (CVPR)*. 7159–7169.
- [242] Valentina Zantedeschi, Daniele De Martini, Catherine Tong, Christian Schroeder de Witt, Alfredo Kalaitzis, Matthew Chantry, and Duncan Watson-Parris. 2020. Towards data-driven physics-informed global precipitation forecasting from satellite imagery. In *AI for Earth Sciences Workshop at NeurIPS*.
- [243] Bastian Zapf, Johannes Haubner, Miroslav Kuchta, Geir Ringstad, Per Kristian Eide, and Kent-Andre Mardal. 2022. Investigating molecular transport in the human brain from MRI with physics-informed neural networks. *Nature Scientific Reports* 12, 1 (2022), 15475.
- [244] Mykhaylo Zayats, Małgorzata J Zimoń, Kyongmin Yeo, and Sergiy Zhuk. 2022. Super Resolution for Turbulent Flows in 2D: Stabilized Physics Informed Neural Networks. In *IEEE 61st Conference on Decision and Control (CDC)*. IEEE, 3377–3382.
- [245] Jure Zbontar, Florian Knoll, Anuroop Sriram, Tullie Murrell, Zhengnan Huang, Matthew J Muckley, Aaron Defazio, Ruben Stern, Patricia Johnson, Mary Bruno, et al. 2018. fastMRI: An open dataset and benchmarks for accelerated MRI. *arXiv preprint arXiv:1811.08839* (2018).
- [246] Fangneng Zhan, Hongyuan Zhu, and Shijian Lu. 2019. Spatial fusion gan for image synthesis. In *IEEE/CVF conference on Computer Vision and Pattern Recognition (CVPR)*. 3653–3662.
- [247] Enrui Zhang, Minglang Yin, and George Em Karniadakis. 2020. Physics-informed neural networks for nonhomogeneous material identification in elasticity imaging. *arXiv preprint arXiv:2009.04525* (2020).
- [248] Jincheng Zhang and Xiaowei Zhao. 2021. Spatiotemporal wind field prediction based on physics-informed deep learning and LIDAR measurements. *Applied Energy* 288 (2021), 116641.
- [249] Jincheng Zhang and Xiaowei Zhao. 2021. Three-dimensional spatiotemporal wind field reconstruction based on physics-informed deep learning. *Applied Energy* 300 (2021), 117390.
- [250] Kuan Zhang, Haoji Hu, Kenneth Philbrick, Gian Marco Conte, Joseph D Sobek, Pouria Rouzrokh, and Bradley J Erickson. 2022. SOUP-GAN: Super-resolution MRI using generative adversarial networks. *Tomography* 8, 2 (2022), 905–919.
- [251] Mingxu Zhang, Hongxia Wang, Peisong He, Asad Malik, and Hanqing Liu. 2022. Exposing unseen GAN-generated image using unsupervised domain adaptation. *Knowledge-Based Systems* 257 (2022), 109905.
- [252] Xinlei Zhang, Jinlong Wu, Olivier Coutier-Delgosha, and Heng Xiao. 2019. Recent progress in augmenting turbulence models with physics-informed machine learning. *Journal of Hydrodynamics* 31, 6 (2019), 1153–1158.
- [253] Xuguang Zhang, Qinan Yu, and Hui Yu. 2018. Physics inspired methods for crowd video surveillance and analysis: a survey. *IEEE Access* 6 (2018), 66816–66830.
- [254] Yulun Zhang, Yapeng Tian, Yu Kong, Bineng Zhong, and Yun Fu. 2018. Residual dense network for image super-resolution. In *IEEE/CVF conference on Computer Vision and Pattern Recognition (CVPR)*. 2472–2481.
- [255] Zhengxin Zhang, Qingjie Liu, and Yunhong Wang. 2018. Road extraction by deep residual u-net. *IEEE Geoscience and Remote Sensing Letters* 15, 5 (2018), 749–753.
- [256] Zhibo Zhang, Yanjun Zhu, Rahul Rai, and David Doermann. 2022. PIMNet: Physics-Infused Neural Network for Human Motion Prediction. *IEEE Robotics and Automation Letters* 7, 4 (2022), 8949–8955.
- [257] Peng Zhao and Yongming Liu. 2021. Physics informed deep reinforcement learning for aircraft conflict resolution. *IEEE Transactions on Intelligent Transportation Systems* 23, 7 (2021), 8288–8301.
- [258] Xiaoyu Zhao, Zhiqiang Gong, Yunyang Zhang, Wen Yao, and Xiaoqian Chen. 2023. Physics-informed convolutional neural networks for temperature field prediction of heat source layout without labeled data. *Engineering Applications of Artificial Intelligence* 117 (2023), 105516.
- [259] Qiang Zheng, Lingzao Zeng, and George Em Karniadakis. 2020. Physics-informed semantic inpainting: Application to geostatistical modeling. *J. Comput. Phys.* 419 (2020), 109676.
- [260] Kai Zhou, Haotian Sun, Ryan Enos, Dianyun Zhang, and Jiong Tang. 2021. Harnessing deep learning for physics-informed prediction of composite strength with microstructural uncertainties. *Computational Materials Science* 197 (2021), 110663.
- [261] Jiapeng Zhu, Yujun Shen, Deli Zhao, and Bolei Zhou. 2020. In-domain gan inversion for real image editing. In *European Conference on Computer Vision (ECCV)*. Springer, 592–608.
- [262] Manman Zhu, Qisen Zhu, Yuyan Song, Yi Guo, Dong Zeng, Zhaoying Bian, Yongbo Wang, and Jianhua Ma. 2023. Physics-informed sinogram completion for metal artifact reduction in CT imaging. *Physics in Medicine & Biology* 68, 6 (2023), 065006.
- [263] Shuo Zhu, Enlai Guo, Jie Gu, Lianfa Bai, and Jing Han. 2021. Imaging through unknown scattering media based on physics-informed learning. *Photonics Research* 9, 5 (2021), B210–B219.