

Large Language Models are not Fair Evaluators

Peiyi Wang¹ Lei Li¹ Liang Chen¹ Dawei Zhu¹ Binghuai Lin³
Yunbo Cao³ Qi Liu² Tianyu Liu³ Zhifang Sui¹

¹ National Key Laboratory for Multimedia Information Processing, Peking University

² The University of Hong Kong ³ Tencent Cloud AI

{wangpeiyi9979, nlp.lilei}@gmail.com; leo.liang.chen@outlook.com
liuqi@cs.hku.hk; {binghuailin, yunbocao, rogertyliu}@tencent.com;
{dwzhu, szf}@pku.edu.cn

Abstract

We uncover a systematic bias in the evaluation paradigm of adopting large language models (LLMs), e.g., GPT-4, as a referee to score and compare the quality of responses generated by candidate models. We find that the quality ranking of candidate responses can be easily hacked by simply altering their order of appearance in the context. This manipulation allows us to skew the evaluation result, making one model appear considerably superior to the other, e.g., Vicuna-13b could beat ChatGPT on 66 over 80 tested queries with ChatGPT as the evaluator. To address this issue, we propose two simple yet effective calibration strategies: 1) Multiple Evidence Calibration, which requires the evaluator model to generate multiple detailed pieces of evidence before assigning ratings; 2) Balanced Position Calibration, which aggregates results across various orders to determine the final score. Extensive experiments demonstrate that our approach successfully mitigates evaluation bias, resulting in closer alignment with human judgments. To facilitate future research on more robust large language model comparison, we integrate the techniques in the paper into an easy-to-use toolkit *FairEval*, along with the human annotations.¹

1 Introduction

The rapid advancement of large language models (LLMs) (Brown et al., 2020; Chowdhery et al., 2022) has underscored the importance of evaluating their alignment with human intent in generated responses, making it an active field of research. Traditional n-gram metrics like BLEU (Papineni et al., 2002) and ROUGE (Lin, 2004), as well as more sophisticated model-based evaluations such as BERTScore (Zhang et al., 2020) and BARTScore (Yuan, Neubig, and Liu, 2021), are insufficient for thoroughly assessing this alignment. While human evaluation provides the most accurate measure of model performance and valuable

¹<https://github.com/i-Eval/FairEval>

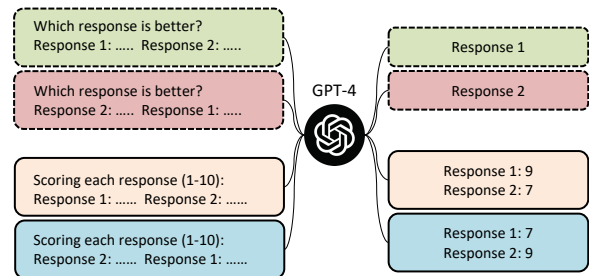


Figure 1: Simply changing the order of candidate responses leads to overturned comparison results, even though we add the command “ensuring that the order in which the responses were presented does not affect your judgment” into the prompt.

insights, it can often be costly and time-consuming. As a result, there is a growing demand for automated assessment methods that can consistently align with human judgments while being more efficient and cost-effective.

ChatGPT (OpenAI, 2022) and GPT-4 (OpenAI, 2023) have recently demonstrated remarkable performance across various tasks, leading to their widespread use as both the human annotators (Peng et al., 2023; Xu et al., 2023) and evaluators (Chiang et al., 2023; Peng et al., 2023; Sun et al., 2023; Zhou et al., 2023; Gao et al., 2023; Yidong et al., 2023; Juntao et al., 2023). For example, vicuna’s evaluation pipeline (Chiang et al., 2023) has garnered significant interest due to its simplicity and interpretability, as it allows GPT-4 to score and compare candidate responses and provide explanations. However, it is not clear how reliable LLMs are as evaluators, as they are known to be sensitive to textual instructions and inputs (Dong et al., 2022; Turpin et al., 2023; Bowman, 2023). This raises important questions about the resilience of this approach against perturbations, such as the ordering of candidates during scoring. As a result, further investigation into the evaluation of alignment with LLMs is both necessary and timely.

In this paper, we critically examine the LLMs-as-evaluator paradigm and uncover a significant positional bias. Specifically, we demonstrate that GPT-4 exhibits a preference for the first displayed candidate answer by consistently assigning it higher scores, even when the order of candidates is subtly altered. As illustrated in Figure 1, merely swapping the presentation order can reverse evaluation outcomes. This bias is also present in ChatGPT, which typically favors the second answer. These findings highlight previously overlooked limitations in the current evaluation paradigm.

To address this issue, we propose two simple strategies to mitigate positional bias:

1) **Multiple Evidence Calibration (MEC)**: We prompt the model to generate evaluation evidence before assigning scores, leveraging the inherent properties of causal language models for calibration. We also employ ensemble techniques to incorporate multiple evidence chains to further stabilize the result. 2) **Balanced Position Calibration (BPC)**: To further reduce positional bias, we evaluate each candidate in both positions across two runs and compute the final score as the average of the two runs.

In summary, our key contributions are:

- 1) Revealing that LLMs exhibit severe positional bias, compromising their fairness as evaluators.
- 2) Developing two simple yet effective strategies to calibrate the positional bias of LLMs.
- 3) Demonstrating the effectiveness of our proposed approach through experimental results, which show closer alignment with human judgments.

2 Positional Bias of the LLM Evaluator

2.1 LLMs as Evaluators

Recently, researchers have been utilizing LLMs such as GPT-4 as evaluators to compare the performance of two AI assistants. As shown in Table 1, the researchers create an evaluation template with three placeholders: $T(Q, R1, R2)$. This template is used to generate prompts for the LLM. For each testing question q , along with two responses $r1$ and $r2$ from model 1 and model 2 respectively, the researchers populate these responses into the corresponding slots of the evaluation template to form a prompt: $T(Q = q, R1 = r1, R2 = r2)$. The prompt is then used to query the LLM in order to obtain the comparison result. In this paper, we found that LLM suffers from severe posi-

```
[Question]
{Q}
[The Start of Assistant 1's Answer]
{R1}
[The End of Assistant 1's Answer]
[The Start of Assistant 2's Answer]
{R2}
[The End of Assistant 2's Answer]
[System]
We would like to request your feedback on the performance of two AI assistants in response to the user question displayed above.
Please rate the helpfulness, relevance, accuracy, level of details of their responses. Each assistant receives an overall score on a scale of 1 to 10, where a higher score indicates better overall performance.
Please first output a single line containing only two values indicating the scores for Assistant 1 and 2, respectively.
The two scores are separated by a space. In the subsequent line, please provide a comprehensive explanation of your evaluation, avoiding any potential bias and ensuring that the order in which the responses were presented does not affect your judgment.
```

Table 1: The evaluation template with three slots ($\{Q\}$, $\{R1\}$ and $\{R2\}$) from Chiang et al. (2023). Even though the template emphasizes not letting the order affect the results (red text), large language models still have a large positional bias.

tional bias, i.e., by swapping the slots of the two responses and querying LLM twice, the model will most likely produce conflicting evaluation results, and the model will favor the response at a certain position.

2.2 Revealing the Positional Bias

In this section, we use GPT-4 and ChatGPT as evaluators to analyze the characteristics of positional bias in LLM evaluators. We find that:

1) **LLMs suffer from positional biases, but the extent varies.** As shown in Table 2, in the evaluation of “Vicuna-13b v.s. ChatGPT” and “Vicuna-13b v.s. Alpaca-13b”, when the order was switched, GPT-4 exhibited conflict rates of 46% and 5%, respectively. In contrast, ChatGPT displayed considerably higher conflict rates, with figures of 82.5% and 52.5%, respectively. In general, the stronger the model, the less it is affected by positional bias.

2) **LLMs vary in their position preferences.** Based on the same evaluation prompt in Table 1, GPT-4 tends to favor the answer in the first position, while ChatGPT shows a preference for the answer in the second position. For example, in the comparison between “Vicuna-13b” and ChatGPT, GPT-4 yields winning rates of 51.3% and 23.8%

EVALUATOR	MODEL 1 v.s. MODEL 2	MODEL 1 WINNING RATE		CONFLICT RATE
		MODEL 1 FIRST	MODEL 2 FIRST	
GPT-4	Vicuna-13b v.s. ChatGPT	51.3%	23.8%	37 / 80 (46%)
GPT-4	Vicuna-13b v.s. Alpaca-13b	92.5%	92.5%	4 / 80 (5%)
ChatGPT	Vicuna-13b v.s. ChatGPT	2.5%	82.5%	66 / 80 (82.5%)
ChatGPT	Vicuna-13b v.s. Alpaca-13b	37.5%	90%	42 / 80 (52.5%)

Table 2: Model 1 winning rate under different evaluators (GPT-4 and ChatGPT). The evaluator’s judgment results are influenced by the position. CONFLICT RATE refers to the proportion of conflicting results given by the same evaluator when simply changing the comparing order.

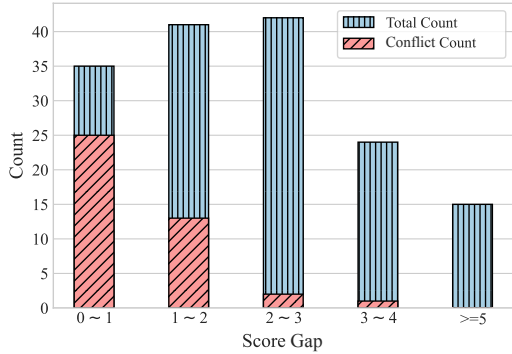


Figure 2: The conflict rate is negatively correlated with the score gap between the two responses. When swapping the order of two responses, the smaller the score gap between them, the more likely GPT-4 is to produce conflicting conclusions.

for Vicuna-13b when it is positioned as Model 1 and Model 2, respectively. Conversely, ChatGPT indicates winning rates of only 2.5% and 82.5% for Vicuna-13b when it is positioned as Model 1 and Model 2, respectively.

3) **The degree of positional bias varies based on the difference in response quality.** We notice that the conflict rate of “Vicuna-13b v.s. Alpaca-13b” is much lower than that of “Vicuna-13b v.s. ChatGPT”, suggesting that positional bias may not have the same impact on the assessment of different responses. One potential reason is that there is a significant difference in the quality of responses between Alpacas and Vicunas, and positional bias is not strong enough to change the judgment in such a situation. To further investigate this issue, we grouped all the samples based on the score difference between the two responses. As shown in Figure 2, we found that when the score difference between the two answers is small (score gap ≤ 1), the evaluation results of GPT-4 are significantly affected by the position of the answers. However, when the score difference between the two answers is large (score gap > 2), GPT-4’s evaluation results

```
[Question]
{Q}
[The Start of Assistant 1’s Answer]
{R1}
[The End of Assistant 1’s Answer]
[The Start of Assistant 2’s Answer]
{R2}
[The End of Assistant 2’s Answer]
[System]
We would like to request your feedback on the performance of two AI assistants in response to the user question displayed above. Please rate the helpfulness, relevance, accuracy, and level of detail of their responses. Each assistant receives an overall score on a scale of 1 to 10, where a higher score indicates better overall performance. Please first provide a comprehensive explanation of your evaluation, avoiding any potential bias and ensuring that the order in which the responses were presented does not affect your judgment. Then, output two lines indicating the scores for Assistant 1 and 2, respectively.
Output with the following format:
Evaluation evidence: <evaluation explanation here>
The score of Assistant 1: <score>
The score of Assistant 2: <score>
```

Table 3: The evidence calibration evaluation template that generates the evaluation evidence first (red text), and then gives the conclusion.

are relatively stable.²

3 Calibrating the Positional Bias

We have identified that positional bias can significantly impact the evaluation results of LLMs. In this section, we take two straightforward strategies to calibrate this bias.

Multiple Evidence Calibration. Previous works (Chiang et al., 2023; Yidong et al., 2023; Juntao et al., 2023) utilize the evaluation template that

²We also analyzed the template that directly compares the two responses without scores. We find that such a template also suffers from positional bias. Please refer to Appendix A for more details.

Evaluator	Methods	Acc. (%)	Kap.
Annotator 1	-	68.8	0.50
Annotator 2	-	76.3	0.62
Annotator 3	-	70.0	0.50
GPT-4	Ans-exp	52.7	0.24
GPT-4	EC	56.5	0.29
GPT-4	MEC	58.7	0.30
GPT-4	MEC+BPC	62.5	0.37
ChatGPT	Ans-exp	44.4	0.06
ChatGPT	EC	52.6	0.23
ChatGPT	MEC	53.2	0.24
ChatGPT	MEC+BPC	58.7	0.31

Table 4: Accuracy (Acc.) and kappa correlation coefficient (Kap.) of the annotation results of different methods and annotators with respect to the final voting annotation results. The evaluation method known as ‘Ans-exp’ was commonly used in previous works, which provided the conclusion first and then followed with the explanation. (M)EC and BPC denote our proposed (multiple) evidence calibration and balanced position calibration, respectively.

draws the conclusion first and then makes an explanation. However, due to the nature of the autoregressive model, the conclusions generated by the model are not supported by the post-generated explanation. To this end, as shown in Table 3, we take a multiple evidence calibration (MEC) strategy that requires the model to generate the explanation first and then give the score. In this way, the score can be calibrated with more supporting evidence. Rather than generating a single piece of evidence, MEC samples multiple evidence chains and calculates the average scores as the final score.

Balanced Position Calibration. We also employ a balanced position calibration (BPC) strategy to alleviate the inherent positional bias in LLMs. BPC conducts two rounds of scoring for each sample by swapping the position of two answers. To determine the final score for a particular answer, we calculate the average score between its performance as the first response and as the second response. This averaging process helps to ensure a more balanced evaluation and reduce the impact of positional bias in the scoring process.

4 Experiments

4.1 Human Annotation

In order to validate the effectiveness of our proposed strategies, we enlisted the participation of three groups of annotators. Following the same

template as the original Vicuna, we instructed the annotators to assess the responses provided by Vicuna-13b and ChatGPT from four different perspectives: helpfulness, relevance, accuracy, and level of detail. The answers of Vicuna and ChatGPT are presented to the annotators in random order, and the evaluation process for each sample took an average of three minutes. We pay annotators at a rate of 15 dollars per hour, resulting in a total annotation cost of 180 dollars. **The final result is based on the majority opinion among the annotators.**

4.2 Experimental Setup and Metric

We use the OpenAI API to conduct our experiments and set the generated temperature to 0 for deterministic generation results. For the multiple evidence calibration strategy, we set the temperature to 1 and sample three evidence chains. The averaged score of different chains is adopted as the final result. We use the accuracy and kappa correlation coefficient (McHugh, 2012) with human annotation results to measure the performance of different evaluators.

4.3 Main Results

Table 4 illustrates the performance of different methods on our manually annotated 80 annotated samples. As is shown: 1) There is a good correlation coefficient between the annotations provided by each human annotator and the final voting results. In detail, the average accuracy and the kappa correlation coefficient of human annotations are 71.7% and 0.54, respectively; 2) Overall, GPT-4 achieves higher alignment with human judgments compared with ChatGPT, showing the powerful of GPT-4; 3) Compared to the previously commonly used evaluation template ‘Ans-exp’, our proposed two calibration strategies significantly enhance the alignment between GPT-4 and ChatGPT with human judgments. For instance, by employing the MEC and BPC calibration strategies, ChatGPT demonstrates a notable improvement in both accuracy and the kappa correlation coefficient. Specifically, the accuracy improves by 14.3%, while the kappa correlation coefficient increases by 0.25. In conclusion, our proposed MEC and BPC are simple but very effective strategies to improve the performance of LLM evaluators.

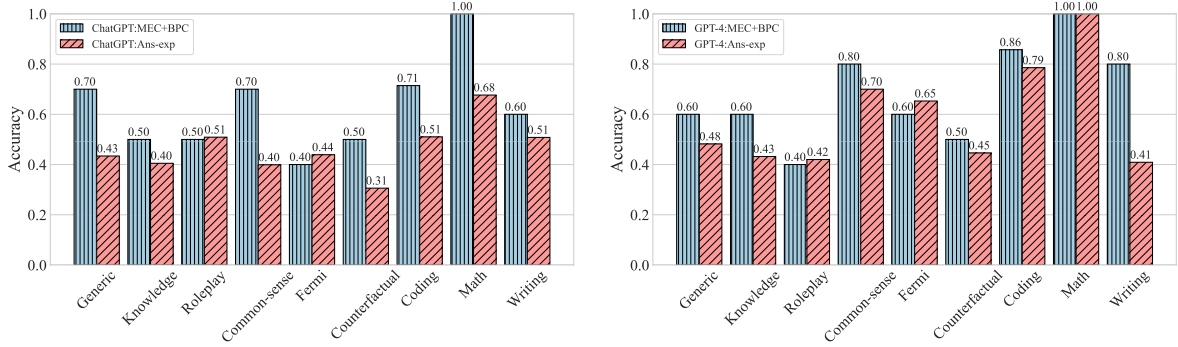


Figure 3: Fine-grained analysis of evaluation quality. Our proposed MEC and BPC strategies improve the evaluation performance of ChatGPT and GPT-4 in nearly all categories. Especially on the complex task categories such as common sense, coding, and math for ChatGPT.

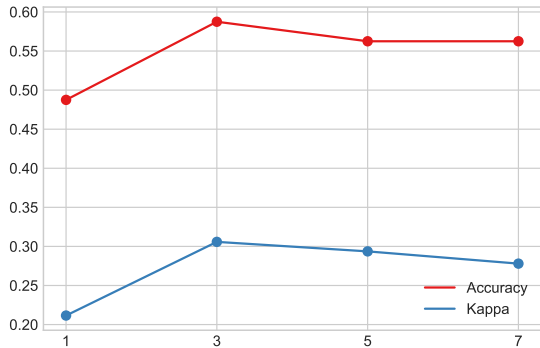


Figure 4: Variation of accuracy and kappa coefficient with a different number of evidence (k) when ChatGPT is used as the evaluator.

5 Analysis

In this section, we first analyze the effect of varying the ensemble number k (§5.1) in MEC, and further investigate the alignment correlation in fine-grained question categories (§5.2).

5.1 Ablation on Evidence Number k

In the MEC strategy, we sample k evidence chains and ensemble them to enhance the evaluation process. We conduct an analysis to examine the influence of the number of evidence chains, k , on the model’s evaluation performance. As illustrated in Figure 4, we compared the performance of ChatGPT with different values of k , namely 1, 3, 5, and 7. The performance of the model increases and then tends to be constant or decreases slightly as k becomes larger. Despite the slight decrease, the enhancement of the model effect by the MCE strategy is still significant at different values of k , illustrating the stability of the MEC strategy. Consequently, we found that a k value of 3 yields an optimal per-

formance. With this value, the model achieves a notable level of performance while keeping the API cost relatively low.

5.2 Fine-Grained Analysis of Evaluation Quality

In order to further analyze the evaluation capabilities of the model, we perform a fine-grained analysis of the questions by dividing them into 9 categories following Chiang et al. (2023). We calculate the performance of different evaluators within these categories. As shown in Figure 3, we find that: 1) In certain complex tasks such as common-sense, coding and math, GPT-4 performs significantly better than ChatGPT, highlighting the strength of GPT-4 as a more fair evaluator; 2) Our proposed MEC+BPC strategy demonstrates noticeable improvement in evaluating ChatGPT’s performance on complex tasks, allowing us to obtain satisfactory evaluation results with a relatively small API cost.

6 Conclusion

Our research reveals a systematic bias in alignment evaluation with advanced ChatGPT/GPT-4 models. By manipulating the order of candidate responses during evaluation, we can significantly influence their ranking. To mitigate this bias, we introduce two effective strategies, namely Multiple Evidence Calibration (MEC) and Balanced Position Calibration (BPC). MEC requires evaluators to first provide multiple detailed pieces of evidence to support their subsequent ratings and BPC aggregates the results from various orders to determine the final score. These strategies successfully reduce bias and improve alignment with human judgments. We provide our code and human annotations to sup-

port future studies and enhance the evaluation of generative models.

References

- Bowman, S. R. 2023. Eight things to know about large language models. *arXiv preprint arXiv:2304.00612*.
- Brown, T. B.; Mann, B.; Ryder, N.; Subbiah, M.; Kaplan, J.; Dhariwal, P.; Neelakantan, A.; Shyam, P.; Sastry, G.; Askell, A.; Agarwal, S.; Herbert-Voss, A.; Krueger, G.; Henighan, T.; Child, R.; Ramesh, A.; Ziegler, D. M.; Wu, J.; Winter, C.; Hesse, C.; Chen, M.; Sigler, E.; Litwin, M.; Gray, S.; Chess, B.; Clark, J.; Berner, C.; McCandlish, S.; Radford, A.; Sutskever, I.; and Amodei, D. 2020. Language Models are Few-Shot Learners. In Larochelle, H.; Ranzato, M.; Hadsell, R.; Balcan, M.; and Lin, H., eds., *Advances in Neural Information Processing Systems 33: Annual Conference on Neural Information Processing Systems 2020, NeurIPS 2020, December 6-12, 2020, virtual*.
- Chiang, W.-L.; Li, Z.; Lin, Z.; Sheng, Y.; Wu, Z.; Zhang, H.; Zheng, L.; Zhuang, S.; Zhuang, Y.; Gonzalez, J. E.; Stoica, I.; and Xing, E. P. 2023. Vicuna: An Open-Source Chatbot Impressing GPT-4 with 90%* ChatGPT Quality.
- Chowdhery, A.; Narang, S.; Devlin, J.; Bosma, M.; Mishra, G.; Roberts, A.; Barham, P.; Chung, H. W.; Sutton, C.; Gehrmann, S.; Schuh, P.; Shi, K.; Tsvyashchenko, S.; Maynez, J.; Rao, A.; Barnes, P.; Tay, Y.; Shazeer, N. M.; Prabhakaran, V.; Reif, E.; Du, N.; Hutchinson, B. C.; Pope, R.; Bradbury, J.; Austin, J.; Isard, M.; Gur-Ari, G.; Yin, P.; Duke, T.; Levskaya, A.; Ghemawat, S.; Dev, S.; Michalewski, H.; Garcia, X.; Misra, V.; Robinson, K.; Fedus, L.; Zhou, D.; Ippolito, D.; Luan, D.; Lim, H.; Zoph, B.; Spiridonov, A.; Sepassi, R.; Dohan, D.; Agrawal, S.; Omernick, M.; Dai, A. M.; Pillai, T. S.; Pellat, M.; Lewkowycz, A.; Moreira, E.; Child, R.; Polozov, O.; Lee, K.; Zhou, Z.; Wang, X.; Saeta, B.; Díaz, M.; Firat, O.; Catasta, M.; Wei, J.; Meier-Hellstern, K. S.; Eck, D.; Dean, J.; Petrov, S.; and Fiedel, N. 2022. PaLM: Scaling Language Modeling with Pathways. *ArXiv*, abs/2204.02311.
- Dong, Q.; Li, L.; Dai, D.; Zheng, C.; Wu, Z.; Chang, B.; Sun, X.; Xu, J.; and Sui, Z. 2022. A Survey for In-context Learning. *arXiv preprint arXiv:2301.00234*.
- Gao, P.; Han, J.; Zhang, R.; Lin, Z.; Geng, S.; Zhou, A.; Zhang, W.; Lu, P.; He, C.; Yue, X.; Li, H.; and Qiao, Y. J. 2023. LLaMA-Adapter V2: Parameter-Efficient Visual Instruction Model. *ArXiv*, abs/2304.15010.
- Juntao, D.; Jiaming, J.; Xuehai, P.; and Sun-Ruiyang. 2023. Constrained Value-Aligned LLM via Safe RLHF. <https://github.com/PKU-Alignment/safe-rlhf>.
- Lin, C.-Y. 2004. ROUGE: A Package for Automatic Evaluation of Summaries. In *Text Summarization Branches Out*, 74–81. Barcelona, Spain: Association for Computational Linguistics.
- McHugh, M. L. 2012. Interrater reliability: the kappa statistic. *Biochemia medica*, 22(3): 276–282.
- OpenAI. 2022. Introducing ChatGPT.
- OpenAI. 2023. GPT-4 Technical Report. *CoRR*, abs/2303.08774.
- Papineni, K.; Roukos, S.; Ward, T.; and Zhu, W.-J. 2002. Bleu: a Method for Automatic Evaluation of Machine Translation. In *Proceedings of the 40th Annual Meeting of the Association for Computational Linguistics*, 311–318. Philadelphia, Pennsylvania, USA: Association for Computational Linguistics.
- Peng, B.; Li, C.; He, P.; Galley, M.; and Gao, J. 2023. Instruction Tuning with GPT-4. *ArXiv*, abs/2304.03277.
- Sun, Z.; Shen, Y.; Zhou, Q.; Zhang, H.; Chen, Z.; Cox, D. D.; Yang, Y.; and Gan, C. 2023. Principle-Driven Self-Alignment of Language Models from Scratch with Minimal Human Supervision. *ArXiv*, abs/2305.03047.
- Turpin, M.; Michael, J.; Perez, E.; and Bowman, S. R. 2023. Language Models Don't Always Say What They Think: Unfaithful Explanations in Chain-of-Thought Prompting. *CoRR*, abs/2305.04388.
- Xu, C.; Guo, D.; Duan, N.; and McAuley, J. 2023. Baize: An Open-Source Chat Model with Parameter-Efficient Tuning on Self-Chat Data. *ArXiv*, abs/2304.01196.
- Yidong, W.; Zhuohao, Y.; Zhengran, Z.; Linyi, Y.; Qiang, H.; Cunxiang, W.; Hao, C.; Chaoya, J.; Rui, X.; Jindong, W.; Xing, X.; Wei, Y.; Shikun, Z.; and Yue, Z. 2023. PandaLM: Reproducible and Automated Language Model Assessment. <https://github.com/WeOpenML/PandaLM>.
- Yuan, W.; Neubig, G.; and Liu, P. 2021. BARTScore: Evaluating Generated Text as Text Generation. In Ranzato, M.; Beygelzimer, A.; Dauphin, Y. N.; Liang, P.; and Vaughan, J. W., eds., *Advances in Neural Information Processing Systems 34: Annual Conference on Neural Information Processing Systems 2021, NeurIPS 2021, December 6-14, 2021, virtual*, 27263–27277.
- Zhang, T.; Kishore, V.; Wu, F.; Weinberger, K. Q.; and Artzi, Y. 2020. BERTScore: Evaluating Text Generation with BERT. In *8th International Conference on Learning Representations, ICLR 2020, Addis Ababa, Ethiopia, April 26-30, 2020*. OpenReview.net.
- Zhou, C.; Liu, P.; Xu, P.; Iyer, S.; Sun, J.; Mao, Y.; Ma, X.; Efrat, A.; Yu, P.; Yu, L.; Zhang, S.; Ghosh, G.; Lewis, M.; Zettlemoyer, L.; and Levy, O. 2023. LIMA: Less Is More for Alignment.

A Evaluation Template that Makes Directly Comparison

<p>[Question] {Q} [The Start of Assistant 1's Answer] {R1} [The End of Assistant 1's Answer] [The Start of Assistant 2's Answer] {R2} [The End of Assistant 2's Answer] [System] We would like to request your feedback on the performance of two AI assistants in response to the user question displayed above. Please consider the helpfulness, relevance, accuracy, and level of detail of their responses. Please first output a single line to tell us which answer is better. If you think the answer of Assistant 1 is better than that of Assistant 2, output: Assistant 1 If you think the answer of Assistant 1 is worse than that of Assistant 2, output: Assistant 2 If you think the two answers are at the same level, output: Same In the subsequent line, please provide a comprehensive explanation of your evaluation, avoiding any potential bias and ensuring that the order in which the responses were presented does not affect your judgment.</p>

Table 5: The evaluation template that directly compares the two answers without scoring.

EVALUATOR	MODEL 1 v.s. MODEL 2	MODEL 1 WINING RATE		CONFLICT RATE
		MODEL 1 FIRST	MODEL 2 FIRST	
GPT-4	Vicuna-13b v.s. ChatGPT	46.3%	2.5%	46 / 80 (57.5%)
GPT-4	Vicuna-13b v.s. Alpaca-13b	96.3%	96%	3 / 80 (3.7%)
ChatGPT	Vicuna-13b v.s. ChatGPT	67.5%	45.8%	35 / 80 (43.8%)
ChatGPT	Vicuna-13b v.s. Alpaca-13b	83.8%	77.5%	9 / 80 (11.3%)

Table 6: Model 1 winning rate under different evaluators (GPT-4 and ChatGPT) with the evaluation template in Table 5. The evaluator’s judgment results are influenced by the position. CONFLICT RATE refers to the proportion of conflicting results given by the same evaluator when only the order of responses between Model 1 and Model 2 is exchanged.