

# Deep Learning based Fingerprint Presentation Attack Detection: A Comprehensive Survey

HAILIN LI and RAGHAVENDRA RAMACHANDRA, Institute of Information Security and Communication Technology (IIK), Norwegian University of Science and Technology (NTNU), Norway

The vulnerabilities of fingerprint authentication systems have raised security concerns when adapting them to highly secure access-control applications. Therefore, Fingerprint Presentation Attack Detection (FPAD) methods are essential for ensuring reliable fingerprint authentication. Owing to the lack of generation capacity of traditional handcrafted based approaches, deep learning-based FPAD has become mainstream and has achieved remarkable performance in the past decade. Existing reviews have focused more on hand-crafted rather than deep learning-based methods, which are outdated. To stimulate future research, we will concentrate only on recent deep-learning-based FPAD methods. In this paper, we first briefly introduce the most common Presentation Attack Instruments (PAIs) and publicly available fingerprint Presentation Attack (PA) datasets. We then describe the existing deep-learning FPAD by categorizing them into contact, contactless, and smartphone-based approaches. Finally, we conclude the paper by discussing the open challenges at the current stage and emphasizing the potential future perspective.

CCS Concepts: • **Computing methodologies** → **Biometrics**.

Additional Key Words and Phrases: Deep learning, fingerprint presentation attack detection

## ACM Reference Format:

Hailin Li and Raghavendra Ramachandra. 2018. Deep Learning based Fingerprint Presentation Attack Detection: A Comprehensive Survey. In . ACM, New York, NY, USA, 29 pages. <https://doi.org/XXXXXXX.XXXXXXX>

## 1 INTRODUCTION

Biometric verification is widely deployed in numerous access control applications, including border control, forensic science, smartphone access, attendance systems, etc. Biometric systems can be designed using either physiological (e.g. fingerprint, face, iris), behavioral (e.g. gait, keystroke, voice) or a combination of both. Among various physiological traits, the face, iris, and fingerprint have dominated the majority of applications because of their reliability and accuracy in performance, which can be attributed to the uniqueness of these biometric characteristics. However, the fingerprint biometrics is one of the traditional biometric characteristics in various application considering the reliability of finger patterns over long period of time and the representation and matching of the features that can achieve billion fingerprint comparison in a single second with high accuracy [1].

Fingerprint images are captured using contact and contactless sensing among which the contact-based sensing is used predominantly. Contact-based fingerprint sensing includes optical, capacitive, and ultrasonic sensors that are available as standalone devices and/or integrated devices in smartphones. Optical fingerprint scanners are the oldest type of capturing fingerprint patterns. These sensors typically have a very high number of diodes per inch to capture the fine details of the finger and the optical camera comes with a finite resolution. Capacitive sensors use arrays of

---

Permission to make digital or hard copies of all or part of this work for personal or classroom use is granted without fee provided that copies are not made or distributed for profit or commercial advantage and that copies bear this notice and the full citation on the first page. Copyrights for components of this work owned by others than ACM must be honored. Abstracting with credit is permitted. To copy otherwise, or republish, to post on servers or to redistribute to lists, requires prior specific permission and/or a fee. Request permissions from [permissions@acm.org](mailto:permissions@acm.org).

© 2018 Association for Computing Machinery.

Manuscript submitted to ACM

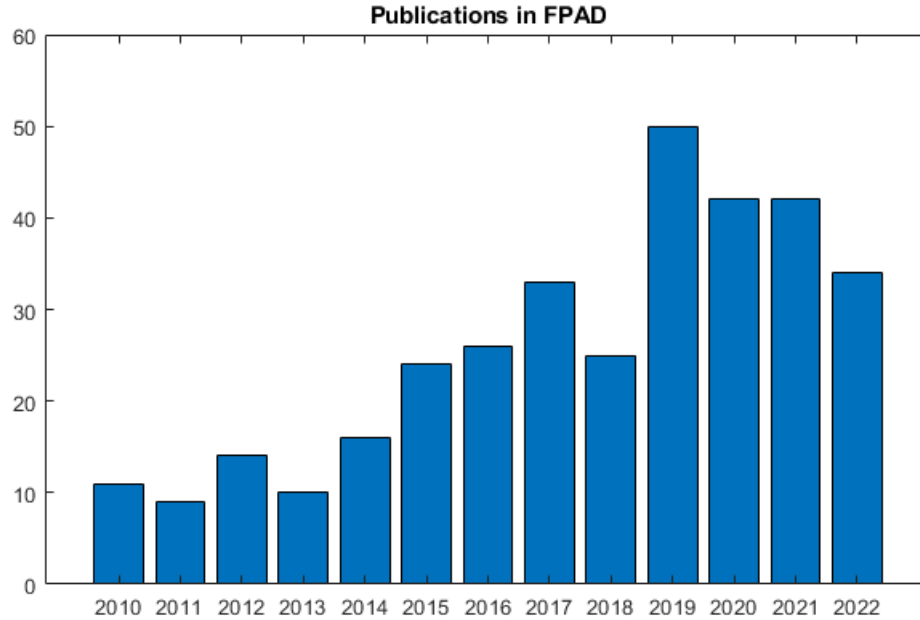


Fig. 1. Publications of FPAD in recent years obtained through Google scholar search with keywords: “fingerprint spoof detection”, “fingerprint presentation attack detection”, and “fingerprint liveness detection”.

small capacitor circuits to capture the fingerprint data. Since capacitors store electrical charges, connecting them to conductive plates on the scanner’s surface allows them to track the details of a fingerprint. Recently, ultrasonic sensors have been introduced to scan fingerprints, particularly in smartphones. These sensors employ an ultrasonic transmitter that can send the pulse against the finger and record the echoes used to construct the fingerprint. Further, Scanning for extended periods allows for additional depth data to be captured, resulting in a 3D fingerprint. There are two types of contactless sensing: (a) use of custom industrial cameras (b) off-the-shelf smartphone cameras used to capture finger photos. The use of custom cameras for contactless capture will allow designers to include multi-spectral cameras and other sophisticated cameras to ensure reliable verification with resilience to presentation attacks. However, fingerprint capture using contactless sensing introduces additional challenges, such as uncontrolled poses, low-quality fingerprints, environmental noises, and degraded performance.

The widespread deployment of the Fingerprint Recognition System (FRS) has raised concerns about the system being attacked, and the attacker may maliciously gain access to the fingerprint system. FRS can be attacked in two ways (a) direct attack and (b) indirect attacks. Direct attacks typically target the sensors of the FRS such that a Presentation Attack Instrument (PAI) is presented to the sensor to gain access. An indirect attack aims to attack the biometric subsystem components to modify the functionality. Compared to direct attacks, indirect attacks require special skills and knowledge of the biometric system to successfully gain access to the FRS. Therefore, direct attacks on FRS have been used extensively in real-life scenarios. One real-life example of hacking the FRS using direct attacks, mainly on the national population registry, was reported in [4]. The Aadhaar-enabled Payment System (AePS) is spoofed to withdraw

money from various victims. Attackers achieved this by collecting the fingerprints of the victims from registry papers that have ink-prints of fingerprints. The attackers then created a polymer fingerprint attack instrument that was used to withdraw money through the AePS. Therefore, the detection of presentation attacks is of paramount importance in ensuring the security of the FRS system to facilitate reliable verification.

Paper Title / Reference	Year	Deep Learning included	Modality & Hardware
Survey on fingerprint liveness detection [5]	2013	No	Contact based
Presentation attack detection methods for fingerprint recognition systems: a survey [110]	2014	No	Contact based
A Survey on Antispoofing Schemes for Fingerprint Recognition Systems [74]	2014	No	Contact based
Survey on Fingerprint Spoofing, Detection Techniques and Databases[62]	2015	No	Contact based
Security and Accuracy of Fingerprint-Based Biometrics: A Review [121]	2019	Few	Contact based
A Survey on Unknown Presentation Attack Detection for Fingerprint [109]	2021	Few	Contact based, SWIR, LSCI
Robust anti-spoofing techniques for fingerprint liveness detection: A Survey [39]	2021	Few	Contact based
FinPAD: State-of-the-art of fingerprint presentation attack detection mechanisms, taxonomy and future perspectives [107]	2021	Yes, <30	Contact based, SWIR
Fingerprint Liveness Detection Schemes: A Review on Presentation Attack [6]	2022	Yes, <30	Contact based, SWIR, LSCI, smartphone
<b>Deep Learning for Fingerprint Presentation Attack Detection: A Survey (Ours)</b>	2023	Comprehensive (>50)	Contact based, SWIR, LSCI, FTIR, OCT, smartphone

Table 1. A summary of existing surveys in FPAD

Presentation Attack Detection (PAD), a.k.a anti-spoofing method, has been widely investigated for fingerprint biometrics, resulting in several PAD techniques. The progress of Fingerprint PAD (FPAD) techniques is shown in Figure 1 which illustrates the increased interest of researchers in developing FPAD techniques. Early works on developing FPAD techniques were based on hand-crafted features, in which texture-based features (Local Binary Patterns (LBP), Binarized Statistical Image Features (BSIF), etc.) were widely employed in designing FPAD. However, owing to the limitations of the texture features to generalize across different types of PAIs, researchers have started to investigate FPAD using deep learning. Further, the importance of FPAD also resulted in the development of the competition platform LivDet [3] which allows participants to submit FPAD algorithms for independent evaluation.

The exponential growth of the FPAD algorithms over the years has resulted in several survey papers, as listed in Table 1. However, existing surveys are limited to non-deep learning approaches and thus do not consider the recent progress in which deep learning approaches are prominent. Hence, in this paper, we are motivated to present a comprehensive review of deep learning-based fingerprint presentation attack detection, in which we discuss recent progress, competition, performance evaluation metrics, and future work. The main contributions of this study are as follows:

- We present the comprehensive survey on deep-learning based FPAD techniques for both contact and contact less fingerprint. Comprehensive literature survey together with the taxonomy and compare these approaches on the different attributes of design.

- We present a comprehensive survey on the PAI that are widely employed in both contact and contactless fingerprint biometrics.
- We outline the main challenges and the potential future work for reliable fingerprint detection.

The rest of the paper is organized as follows. Section 2 presents the pipeline of a fingerprint recognition system and indicates how the FPAD system can be adjusted in the overall system. Section 3 provides a comprehensive report on the different types of PAIs for both contact and contactless fingerprints. Section 4 introduces the most common publicly available FPAD dataset. Section 5 presents a comprehensive survey of fingerprint presentation attack detection based on deep learning. Then, Section 6 includes the most common PAD performance evaluation metrics from the ISO standard and the LivDet competition. Section 7 discusses the open challenges and the potential future research directions. Finally, we conclude this review in section 8.

## 2 FINGERPRINT RECOGNITION SYSTEMS (FRS)

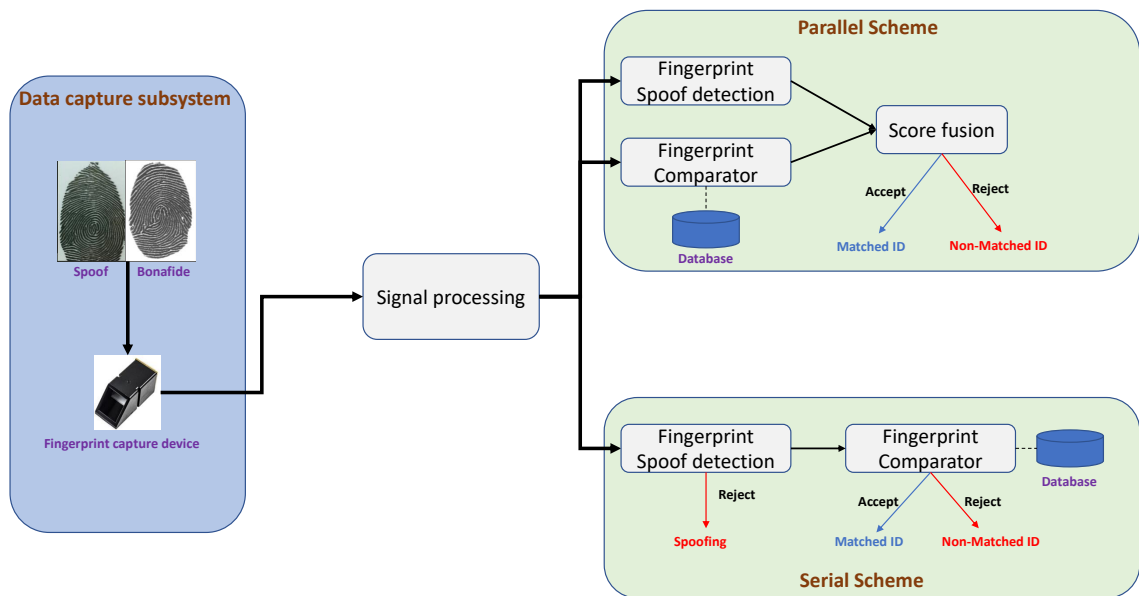


Fig. 2. Block diagram of fingerprint verification system with PAD

Figure 2 shows the block diagram of the fingerprint verification system. Given a fingerprint image, the signal processing unit performs various operations, including data preprocessing, quality checking, feature extraction, and template creation. Fingerprint feature extraction techniques can be level 1 (pattern), level 2 (minutiae points), and level 3 (pores and ridge shape). The common and successful fingerprint features that are widely deployed in commercial applications are based on Level 2 features. Final decisions are made using a comparator that can compare the enrolled fingerprint with the probe fingerprint image to output the comparison score. The comparison score was then compared with the preset threshold to make the final decision. The PAD system can be integrated into a fingerprint recognition

system, either parallel or serial to the fingerprint comparator. In a parallel system, both the PAD and comparator perform processing independently to obtain the decisions that are combined to make the final decision. However, in a serial system, the PAD and fingerprint comparator work in a sequential manner in which the fingerprint is first processed through the PAD unit. If the output of the PAD unit indicates a bona fide, then the fingerprint template is passed through the comparator to make the final decision. For more detailed information on the fingerprint systems, readers can refer to [73] [72].

### 3 FINGERPRINT PRESENTATION ATTACK INSTRUMENT (PAI)

The success of a presentation attack on fingerprint systems depends on the high-quality generation of PAI. Figure 3 shows the taxonomy of the existing PAI types commonly studied in the fingerprint literature [73]. Available PAI can be broadly categorized into two main types: (a) digital generation and (b) artificial fabrication. Digital attack generation is performed using a computer program in which the attacks are synthetically generated using deep learning methods [54] or the custom algorithms [10] [26] [21] [55]. Digital attacks can be used as injection attacks and/or to generate physical artifacts that can be used as presentation attacks. Examples of digital attacks include synthetic fingerprint attacks [37], master print [100] and morphing attacks [71] [24]. The artificial fabrication method uses the target fingerprint impression top to generate a physical artifact that can be used as a presentation attack. Artificial fabrication methods can be broadly categorized into 2D/3D printing and gummy fingers. The 2D/3D print, in which the physical artifacts are printed fingerprints, can be used as presentation attacks [23] [52] [94]. The gummy fingerprints are made of various materials (Gelatin, Play-doh, Silicone, etc.) that may contain a specific fingerprint template and have shown potential risks to the FRS [17]. Table 2 lists the different features of the Digital and Artificial fabrication types of PAI generation.

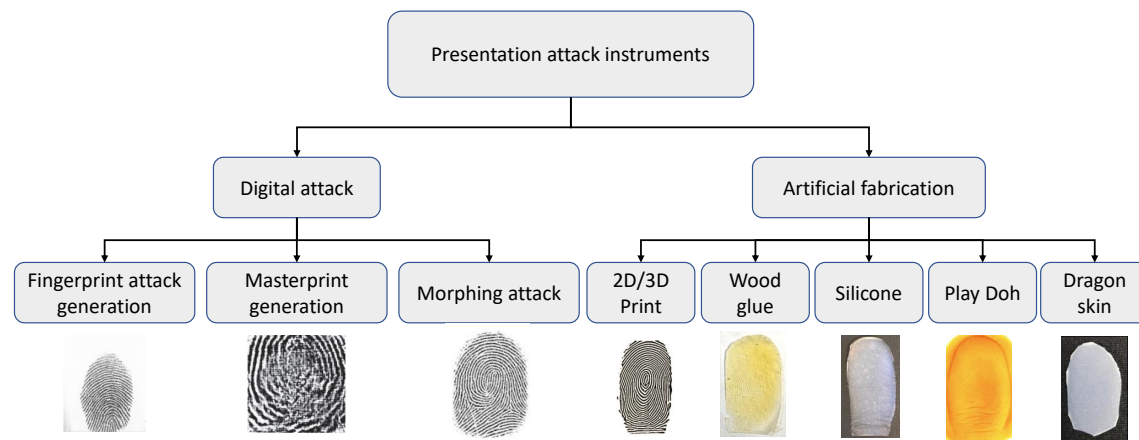


Fig. 3. Taxonomy of fingerprint Presentation Attack Instrument (PAI)

The common PAI examples are shown in figure 4. In accordance with the experiments under the fingerprint verification application, the digital synthetic fingerprint shows the high attack potential against the FRS.

Digital PAI	Artificial Fabrication PAI
Generate high-quality attack instrument	Generate near high-quality attack instrument
High attack potential	Moderate attack potential
Able to attack multiple identities in single	Mostly designed to attack single identity
Requires more technical knowledge	No need of more technical knowledge
High-computation cost	Low computation cost
Low-cost generation	High-cost generation
Very challenging to detect	Easy to detect particularly with the multi-spectral sensors

Table 2. Comparison of different PAI generation techniques




Fig. 4. Examples of PAIs (taken from [17])

#### 4 EXISTING DATASETS FOR FINGERPRINT PAD

A large-scale dataset is required to achieve better results when using deep-learning-based methods during both the training and testing phases. In this section, we summarize the publicly available FPAD datasets containing the data amount, subject numbers, bona fide/attack amount, and used PAI species. The most common datasets were from the Fingerprint Liveness Detection Competition (LivDet) series from 2009 to 2021. Readers can refer to a review of the LivDet series [80] for detailed information on the LivDet challenge. In the first edition of the LivDet 2009 dataset, three optical scanners, Crossmatch, Identix, and Biometrika, were included with gelatin, silicone, and play-doh as spoof materials. In LivDet 2011, four sub-datasets were based on four different optical scanners: Biometrika, Digital Persona, ItalData, and Sagem. In addition, more PAIs such as Silgum, Ecoflex, Wood Glue, and Latex are included than LivDet

2009. The first non-optical scanner was introduced in the competition, in which the spoof materials were replenished with body doubling and modasil. In LivDet 2015, with the raised concern of FPAD methods against unseen attacks, the competition included some unknown materials for evaluation in the test dataset. Additionally, liquid Ecoflex and a two-component silicone rubber(RTV) are included in the Green Bit, Biometrika, and Digital Persona datasets, whereas the silicone rubber OOMOO is included in the Crossmatch dataset. In LivDet 2017, the competition focused on the impact of the FPAD based on user-specific effects and operator skills in fabricating replicas. In the training set, the spoofing is made of wood glue, Ecoflex, and body double, whereas gelatin, latex, and liquid Ecoflex compose the test set in order to stimulate the completely unseen scenario. Furthermore, two sets of people with different manufacturing spoofing abilities were involved in spoofing. In contrast to the previous editions, some subjects were included in the training and testing datasets to explore the impact of user-specific effects. LivDet 2019 utilized the same scanners as in the previous edition, but presented multi-material combinations, both of different consistency and of different nature for the first time. LivDet 2021 only consists of two scanners, GreenBit and Dermalog, in which the consensual approach and the new pseudo-consensual method, ScreenSpoof, are included. Novel materials RProFast, Elmers glue, gls20, and RPro30. were chosen for the fakes. In the most recent LivDet 2023, four datasets correspond to two known sensors, Green Bit and Dermalog, and two unknown capture devices.

Besides LivDet datasets, there are also many proposed methods that include custom datasets which is publicly available. In Tsinghua dataset [48], the Capacitive device Veridicom is utilized as the capture device and the attack samples are created using Silicone. The samples are acquired from 15 volunteers from Tsinghua University. Two fingers are captured for each participant and ten image sequences are recorded for each real finger. 47 fake finger are manufactured with ten image sequences for each finger. BSL dataset [8] are collected at the Biometric System Laboratory of the University of Bologna which contains more subjects and samples using four different PAIs. For each of 45 volunteers, the thumb and forefinger of the right hand with 10 image sequences are recorded. Instead of making whole 3D fingers, the obtained manufactures are focused on the fingertip area. ATVS dataset utilize silicone and play-Doh as materials and involved 17 subjects. Two scanners are used in Precise Biometrics dataset comprised of 100 subjects and 500 attack samples produced using five different materials. In Precise Biometrics Spoof-Kit(PBSKD) [16], 900 spoof fingerprint images are fabricated using 10 different types of spoof materials. Another dataset MSU-FPAD is also proposed in [16], there are up to 9000 live samples and 10500 spoof samples included using these two readers and 4 different spoof fabrication materials. Recently, Kolberg et.al [59] publish a new dataset COLFISPOOF based on contactless fingerphoto which contains 72 different PAI species. All the fingerprints for the PAIs are generated using fingerprint synthetic algorithms. The details of each dataset are demonstrated in Table 3.

Dataset	No. of Subjects	Bona fide samples	Attack samples	PAI type
Tsinghua [48]	15	300	470	Silicone
BSL [8]	45	900	400	Silicone, gelatin, latex, wood glue
LivDet 2009 [77]	254	5500	5500	Gelatine, Silicone and Play-Doh
LivDet 2011 [120]	200	3000	3000	Gelatine, Silgum, Ecoflex, Wood Glue, Play-Doh, Silicone and Latex
LivDet 2013 [32]	225	8000	8000	Gelatine, Wood Glue, Latex, Ecoflex and Modasil
LivDet 2015 [82]	100	4500	5948	Body Double, EcoFlex, Play-Doh, Gelatine, Latex, Wood Glue and Liquid Ecoflex
LivDet 2017 [83]	150	8099	9685	Gelatine, Wood Glue, Latex, Ecoflex, Body Double and Liquid Ecoflex
LivDet 2019 [88]	NA	6029	6936	Gelatine, Wood Glue, Latex, Ecoflex, Body Double and Liquid Ecoflex
LivDet 2021 [12]	66	10700	11740	GLS20, Body Double, Mix 1, ElmersGlue, and RFast30
LivDet 2023	25	5000	3000	NA
ATVS-FFp [27]	17	816	816	Silicone, Play-Doh
Precise Biometrics Spoof-Kit [16]	NA	1000	900	Ecoflex, Gelatine, Latex, Crayola, Wood glue, 2D print
MSU-FPAD [16]	NA	9000	10500	Ecoflex, 2D Print-Matte Paper, Play-Doh and 2D Print (Transparency)
COLFISPOOF [59]	NA	NA	7200	Print out and Replay

Table 3. Most utilized and publicly available datasets

## 5 DEEP LEARNING BASED FINGERPRINT PRESENTATION ATTACK DETECTION

In this section, we discuss the Fingerprint PAD (FPAD) algorithms that are presented for contact, contactless, and smartphone-based fingerprint sensing. The FPAD aims to detect whether the given fingerprint image is bona fide or a presentation attack. FPAD techniques can be broadly classified into two main categories (a) Hardware-based approaches and (b) Software-based approaches. The hardware-based approaches are designed to extract the liveness cues that require explicit (or dedicated) sensors to be integrated into the conventional contact fingerprint biometric system. Some of the widely used liveness measures include the capture of blood flow [20], Electro-tactile [122], and pulse Oximetry [98] to detect whether the fingerprint is live or not. Over the past few years, new expensive sensors like optical coherence tomography (OCT) have evolved. OCT is an imaging technique that allows some of the subsurface characteristics of the skin to be imaged and extracts relevant features of multi-layered tissues up to a maximum depth of 3 mm [14] [11] [68]. Further, several contactless fingerprint capture devices like multi-spectral and 3D capture devices can also inherently capture the signature of liveness.

The Software-based approach refers to algorithms to detect whether the presented fingerprint is bona fide or a presentation attack, irrespective of the capture device. Software-based FPAD can be further divided broadly into two types handcrafted-based and deep learning. Handcrafted-based method refers to the conventional feature representation that includes techniques used to extract features like gradients, texture, micro-textures, etc. The handcrafted-based approach is applied to contact-based fingerprint images mostly. From the fingerprint images, micro-textural features that can be computed using Scale-invariant feature transform (SIFT) [69], Binarized Statistical Image Features (BSIF) [53], Local Binary Pattern (LBP) [38], Local Phase Quantization (LPQ) [87]. Many hand-crafted based approaches like [31] [30] [35] [126] [36] achieved promised performance in recent years. However, handcrafted-based approaches may have a limitation in that the extraction process becomes difficult due to variations in the acquired fingerprint image quality. These challenges are tackled using Deep Neural Network (DNN) terms such as deep learning, which hierarchically learns deep-level features from the images. With the rapid development of graphical processing units training a large-scale model has become achievable. In 2012, Krizhevsky et al. [61] trained a network to classify the 1.2 million high-resolution images in the ImageNet LSVRC-2010 contest into 1000 different classes which achieved a huge success, which started a revolution in the computer vision field. Afterward, training a deep convolutional neural network (CNN) has dominated the image classification tasks in various applications. Figure 5 shows the taxonomy of the deep learning based algorithms that are developed for fingerprint PAD on three different types of sensing that are discussed below:

### 5.1 Contact based FPAD

Benefited from the rapid development of robust CNN architectures [108] [40] [42] as well as the advanced regularization techniques [112] [45], researchers have paid more attention to employing deep neural networks to detect fingerprint attacks reliably. Instead of extracting texture features through handcrafted-based descriptors, deep-learning-based approaches can learn deep features that directly map fingerprint inputs to spoof detection. The traditional CNN architecture comprises convolutional layers and a pooling layer that convolves several filters to map the input images to deep-learnable features. The extracted features can be further fed into a fully connected layer for classification tasks. As shown in Figure 5, deep-learning-based methods can be generally divided into two categories. Supervised learning is a straightforward way to determine bona fide and PA as a binary classification task. However, these approaches may not be generalizable to unseen domain attacks (i.e., unknown presentation attacks). Many researchers have considered



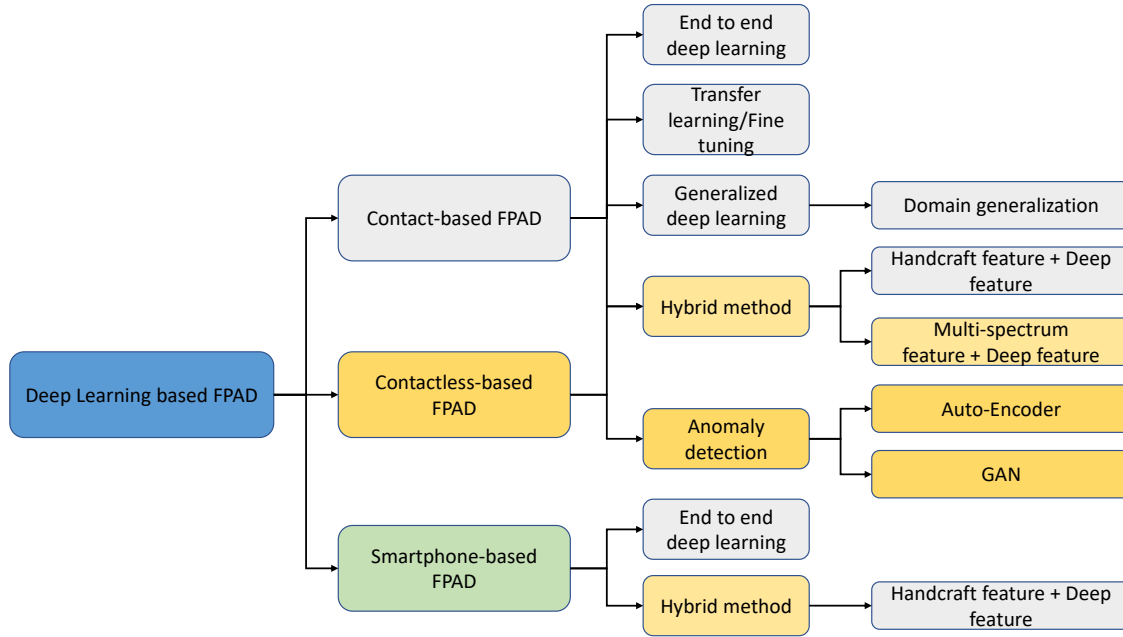


Fig. 5. Taxonomy of deep learning based fingerprint presentation attack detection

generalized deep-learning models that can achieve domain generalization to enhance the generalization capacity against unseen PA types.

Initially, Nogueira et al. [85] first introduced a conventional network for fingerprint feature extraction. They trained a Support Vector Machine (SVM) classifier to detect presentation attacks based on CNN deep features and LBP features. To improve the classifier’s performance, several data augmentation techniques such as frequency filtering, contrast equalization, and Region Of Interest (ROI) filtering have been applied. Through comparison, the experiments indicate high classification accuracy of CNN model which leads to a new direction that inspires more researchers to concentrate on using Deep learning based approaches on FPAD tasks. However, the feature extraction and classification tasks are designed into two different parts so that the model is not optimized simultaneously.

*5.1.1 End-to-end deep learning.* As shown in figure 6, end-to-end deep learning models were trained to automatically outperform classification tasks. The feature representation of the fingerprint image was extracted from the convolutional layer and passed into the fully connected layer to calculate the liveness probability using the softmax function. Table 4 presents a short description of existing end-to-end deep learning techniques.

In 2015, Wang et al. [118] divide the input labeled fingerprint images into  $32 \times 32$  pixel nonoverlapped patches and pass them into the CNN model for training. Then, the authors adopt a voting strategy to integrate the labels of all the patches to finally determine the result. Similarly, Park et al. [91] propose extending Wang’s work to reduce the processing time. Instead of extracting patches from the entire image, the authors indicate that it is more efficient to extract patches from the effective fingerprint area. Thus, after extracting patches with normal probability positions of segmented fingerprint regions, the authors train those patches with CNN and make the decision using a voting

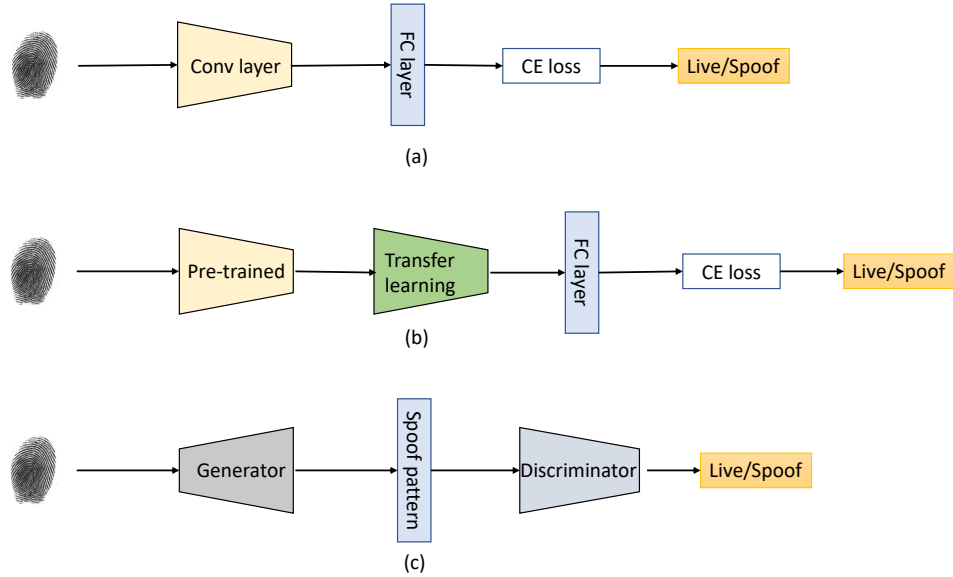


Fig. 6. Deep learning frameworks for Contact based FPAD. (a) End to end deep learning model using cross-entropy loss. (b) Transfer learning/fine tuning based FPAD approach. (c) FPAD using generalized deep learning model

strategy to make the classification. Menotti et al. [79] evaluate the effectiveness of the proposed newly Derived CNN architecture for spoofing detection terms using *SpoofNet*. Kim et al. [56] present an FPAD method based on a Deep Belief Network (DBN) with a series of constrained Boltzmann machines connected, which learns features from training samples and determines the liveness of fingerprints. The DBN is trained in two steps. Firstly, it is trained on a set of examples without supervision from the first layer to the penultimate layer to learn the reconstruction probabilistically of its inputs. Then the model will be further trained using labeled data to perform the classification.

With an increasing number of publicly datasets set released, Chugh et al. [15] utilize Inception-v3 CNN [113] model implemented using TF-Slim library with a replacement from multiple-class softmax layer to two-unit layer for the two-class problem. Then, the model is trained with local patches extracted around the fingerprint minutiae since local patches around these minutiae are able to provide significant cues to distinguish a spoof fingerprint from live fingerprints. Along with score-level average fusion, this method evaluates several experiments such as intra-sensors and the same material, intra-sensor and cross-material, cross-sensor, and cross-dataset scenarios to consider both known and unknown attacks, which demonstrated a good average classification error (ACE). In the next work, Chugh et al. [16] further presented a Fingerprint Spoof Buster based on the MobileNet-v1 [41] model trained using local patches that are centered and aligned around minutia points, and defined a global *Spoofness Score* to integrate the local Spoofness Score to determine the PA.

However, FPAD methods based on CNN suffer from generalization and high computational costs. The selection of PA materials used in training (known PAs) directly affects the performance against unknown PAs. Some materials (e.g. EcoFlex) has been reported to be easier to detect than others (e.g. Silgum) [16]. Hence, to further investigate the better

representation of different PA materials, a new dataset namely MSU-FPAD v2.0 which combines the MSU-FPAD v1.0 and Precise Biometrics Spoof kit [16] was presented in [17]. Specifically, the database is constructed using 12 different PAIs. Then, the leave-one-out protocol is adopted; one PAI is excluded from the training set at every iteration and utilizes the 3D t-SNE technique to visualize the characteristics. Through experiments, Silicone, 2D Paper, Play Doh, Gelatin, Latex Body Paint, and Monster Liquid Latex are observed to cover the entire feature space around the Bona fide. Furthermore, it is considered a challenge to integrate existing deep learning-based algorithms with millions of parameters into an embedded or mobile device. Nguyen et.al [84] present the FPAD technique following the architecture of the Fire module of SqueezeNet [44] and introduce the Gram Matrix [28] to form the structure of the basis of the proposed fPADnet. This model only contains 0.3 million parameters, which is 2.4 times smaller than that of the original SqueezeNet. Similarly, Park et al. [90] introduced a fully convolutional neural network that uses the fire module of SqueezeNet as the foundation. The model can interfere with images of any size since it has no fully connected layer. The model takes the patch extracted from the input image as input and outputs three values that show the probabilities of the classes (live, false, and background) to which the patch belongs. Additional experiments with different input patch sizes at  $32 \times 32$ ,  $48 \times 48$ , where  $32 \times 32$  and  $64 \times 64$  are evaluated to identify the optimum patch size to achieve the highest detection accuracy.

Author	Year	Backbone	Loss function	Description
Nogueira et.al [85]	2014	CNN	SVM	Extract the deep features using CNN and trained the SVM to classify the liveness
Wang et.al [118]	2015	CNN	Binary CE loss	Patch based method with voting strategy
Menotti et.al [79]	2015	CNN	Binary CE loss	Propose a Derived CNN terms as <i>SpoofNet</i>
Kim et.al [56]	2016	Deep Belief Network (DBN)	Mean squared error loss	Propose a DBN based method for liveness detection
Park et.al [91]	2016	CNN	Binary CE loss	Extract the patches from the effective fingerprint area to train the CNN model
Lazimul and Binoy [63]	2017	CNN	Binary CE loss	Enhance the fingerprint image through several steps and train with CNN model
Jang et.al [47]	2017	CNN	Binary CE loss	Utilize the histogram equalization for contrast enhancement and train the CNN model with divided blocks

Chugh et.al [15]	2017	Inception-v3 CNN	Binary CE loss	Use local patches extracted around fingerprint minutiae to train the Inception-v3 model with a slightly modification of last layer
Chugh et.al [16]	2018	MobileNet-v1	Binary CE loss	Define a global <i>Spoofness Score</i> to integrate the local patch based on minutia points to determine the liveness
Pala [89]	2017	CNN	Triples loss	A triplet convolutional network is proposed
Jung and Heo [50]	2018	CNN	Squared Regression Error(SRE)	Employ SRE layer instead of CE loss layer as loss function
Nguyen et.al [84]	2018	SqueezeNet	Binary CE loss	A lightweight model which optimize the SqueezeNet using designed Gram-Matrix
Chugh and Jain [17]	2019	CNN	Binary CE loss	Adopte leave-one-out protocol to exclude one PAI out of 12 from the training set every iteration to visualize the characteristics and find out which PAI achieves similar feature space as bona fide
Park et.al [90]	2019	SqueezeNet	Three class CE loss	A Tiny Fully Convolutional Network without fully connected layer which can fit any size of input
Yuan et.al [123]	2019	CNN	Binary CE loss	Between the last convolutional layer and the fully connected layer, an extra Image Scale Equalization(ISE) layer is added to preserve the texture information and maintain image resolution

Jung et.al [51]	2019	CNN	Binary CE loss	Design a Liveness Map CNN (LM-CNN) to map the probe and template images to a stacked feature vector and use a Template-Probe CNN to decide the spoofness
Yuan et.al [124]	2019	ResNet	Binary CE loss	Introduce the ResNet with adaptive learning to tackle the gradient disappearance issue
Zhang et.al [128]	2019	ResNet	Binary CE loss	Propose a lightweight framework that makes use of the specifically designed robust Residual block against fingerprint spoofing
Zhang et.al [127]	2020	DenseNet	Binary CE loss	Adopt the attention mechanism instead of Global Average Pooling (GAP)
Jian et.al [49]	2020	DenseNet	Binary CE loss	Introduce the genetic algorithm to find the optimal DenseNet structure for fingerprint liveness detection
Liu et.al [67]	2021	Mobile Net V3	Binary CE loss	Global-local model-based with rethinking strategy
Rai et.al [96]	2023	MoblieNet V1	Support Vector Classifier (SVC)	Use MoblieNet V1 network for feature extraction and trained with loss from SVC

Table 4. Existing contact based FPAD using end to end deep learning

Image enhancement before detection has been well studied in deep-learning-based FPAD. Jang et al. [47] utilized histogram equalization for contrast enhancement to improve the recognition rate of fingerprint images. The fingerprint image is divided into several non-overlapped blocks and trained with a CNN model for classification. The Majority Voting System (MVS) is applied to totalize the votes of all sub-blocks and make the final decision. Similarly, Lazimul and Binoy [63] propose to enhance a fingerprint image through six steps: Image Segmentation, Image Local Normalization, Orientation Estimation, Ridge frequency Estimation, Gabor Filtering, Image Binarization/thinning. Subsequently, a CNN model is used to train the data. Typically, cross-entropy is the most common loss function used to measure the difference between two probability distributions and is widely applied in classification tasks. Pala [89] introduces a triplet loss [105] that encourages dissimilar pairs to be distant from any similar pair by at least a certain margin value. A triplet network takes two patches of one class and one patch of the other to measure the inter- and intra-class distances supervised by triplet loss. Furthermore, Jung and Heo [50] introduce a new CNN architecture that employs

a Squared Regression Error(SRE) layer instead of a cross-entropy loss layer. This method allows setting a threshold as a liveness probability to adjust the model, which provides an accuracy trade-off option to fit different application scenarios. Furthermore, Jung et al. [51] extend their previous work by introducing two CNNs terms as Liveness Map CNN (LM-CNN) and Template-Probe CNN (TP-CNN). The LM-CNN performs pre-computation during fingerprint registration to map the fingerprint image to a  $32 \times 32$  feature map. Then, the output map from the probe fingerprint and template fingerprint will be stacked as a  $2 \times 32 \times 32$  liveness map, which will be fed into the TP-CNN for the final decision. Most CNN models require a fixed length of input images because of the restriction of the fully connected layer. Thus, the fingerprint dataset requires additional preprocessing such as cropping or scaling, which leads to information loss. To address this problem, Yuan et al. [123] propose an improved DCNN model with Image Scale Equalization (ISE) to preserve texture information and maintain image resolution. Between the last convolutional layer and the fully connected layer, an extra ISE layer is added to obtain the feature map from the convolutional layer and convert the image of any scale into a fixed-length vector to fix the fully connected layer.

Furthermore, Yuan et al [124] first introduced the Deep Residual Network [40] for FPAD. The authors designed a novel ROI extraction technique to remove the noise caused by background noise. Then, the gradient disappearance in the DCNN and learning parameters falling into local optimal value issues are tackled by applying a Deep Residual Network with adaptive learning. Owing to the concern of potential low generalization capability against unknown attack detection, a texture enhancement based on a Local Gradient Pattern (LGP) is introduced to highlight the difference between a bona fide sample and an attack sample to achieve a better generalization. Zhang et.al [128] proposed a lightweight framework that makes use of the specifically designed robust Residual block [40] against fingerprint spoofing. Silm-ResCNN consists of nine modified residual blocks. The authors make some changes by inserting a dropout layer into each pair of convolutional layers and removing the activation function (ReLU) of the second convolutional kernel to make the model more generalized. In another specific type, the  $1 \times 1$  convolutional layer is replaced with max pooling, along with a padding zero channel. Therefore, the overall structure of The Slim-ResCNN consists of Conv1, Conv2, Conv3 (Conv3\_1, Conv3\_2), and Conv4 (Conv4\_1, Conv4\_2), followed by global average pooling (Avg\_Pool) and a final classification layer. The model will take the extracted local patches as input and the cross-entropy is used as the loss function. It should be noted that this method achieves the top performance in the Fingerprint Liveness Detection Competition 2017 [83], with an overall accuracy of 95.25%. Zhang et.al [127] discussed the limitation of Global Average Pooling against fingerprint spoofing and overcome it by adopting the attention mechanism. A lightweight model with only 0.48 million parameters was designed. Its blocks are designed where the residual path and densely connected path are incorporated, which benefits from DenseNet [42] and ResNet [40]. Jian et al. [49] point out the limitations of DenseNet based architecture [127] and optimize the model by adopting the genetic algorithm [119]. Liu et.al [67] proposed a framework based on the rethinking strategy. The model consists of three modules, a global PAD module, a rethinking module, and a local PAD module. Firstly, the global PAD module receives the entire image as input and then predicts the global spoofness score. The rethinking module then takes the activation map to highlight the important regions for PAD through class activation mapping(CAM). Finally, these regions will be cropped and passed into the local PAD module to refine the prediction of the global PAD module. Recently, Rai et.al [96] adopt MoblieNet V1 as a feature extractor due to the capacity of utilizing depth-wise separable convolution operation instead of traditional convolution operation, then the network is trained by the loss obtained from SVC. Furthermore, a comprehensive comparison among many existing approaches indicates that the proposed method, namely MoSFPAD, achieved state-of-the-art results.

*5.1.2 FPAD using transfer learning/fine tuning.* However, end-to-end deep learning-based FPAD achieved a notable improvement in classification accuracy. The size of the public fingerprint training set is insufficient to optimize a CNN model, which typically requires a large number of samples for training. On one hand, many researchers include data augmentation to apply small variations to the original data to extend the dataset. On the other hand, transfer learning and fine-tuning are normal ways to tackle the issue of small datasets. As shown in figure 6, transfer learning/fine-tuning is a technique that does not train a deep learning model from scratch. Instead, transfer learning uses the representations learned by a pre-trained model to extract meaningful features and outperform classification with a new classifier. Differently, fine tuning technique is to unfreeze the weights corresponding to the top few layers of a pre-trained model based on general sets of images and "fine-tune" the higher-order feature to make them more relevant for the specific task. Table 8 presents a quick overview of the existing transfer-learning-based FPAD.

Nogueira et al. [86] extend their work [85] by utilizing transfer learning on a pre-trained VGG [108] and AlexNet [61] model and fine-tuned it using a fingerprint liveness detection dataset. By comparing four different models (two CNN models pre-trained with natural images and fine-tuned with fingerprint images, one CNN-Random model that uses only random filter weights drawn from a Gaussian distribution, and a traditional LBP-SVM model), the authors elaborate on the superiority of pre-trained CNNs on FPAD fields. Furthermore, Toosi et al. [117] extract a set of small-sized patches that contain foreground pixels only, and pass those patches into a pre-trained AlexNet [61] with a further training step that exploits features from fingerprint datasets. Similarly, Toosi et al. [116] extract small-sized foreground patches of raw images and fine-tuned pre-trained AlexNet [61] and VGG19 [108] models. Similarly, Ametefe et al. [101] utilize transfer learning using DenseNet(DenseNet201) [42] which also achieves promising results compared with VGG and AlexNet features.

Author	Year	Backbone	Loss function	Description
Nogueira et.al [86]	2016	AlexNet, VGG	Binary CE loss	Utilize pre-trained model and fine-tuned using fingerprint liveness detection dataset
Toosi et.al [117]	2017	AlexNet	Binary CE loss	Extract a set of small-sized patches containing only foreground pixels to fine-tune a pre-trained model
Toosi et.al [116]	2017	AlexNet, VGG19	Binary CE loss	Utilize transfer learning on two pre-trained CNN models
Ametefe et.al [101]	2021	DenseNet	Binary CE loss	Utilize deep transfer learning on densenet201 network

Table 5. Existing contact based FPAD methods using transfer learning/fine-tuning

*5.1.3 Generalized deep learning.* To improve the generalization capacity of the model, many researchers have considered applying a generalized model to transfer one domain to another using an adversarial learning-based model. The goal here is to address the generalizability of the FPAD techniques by performing domain transformation between the PAI and bona fide samples. Table 6 presents a quick overview of existing generalizable FPAD techniques.

Pereira et.al [92] proposed a novel model based on adversarial training, which consists of three subnetworks: (i) an encoder network that maps the input image into a latent space, (ii) a task-classifier network that maps the latent representation to the corresponding attack and bona fide probabilities, (iii) a species-classifier network that aims

to predict the PAI species according to the attack latent representation. The species classifier is trained to minimize classification loss among the PAI species, whereas the task classifier and encoder are trained to minimize the classification loss between attacks and bona fide samples while trying to keep the PAI species classification close to random guessing. To further improve the generalization performance of the detector against spoofs made from materials that were not seen during training. A style-transfer-based wrapper, namely, a Universal Material Generator (UMG) is proposed to reliably detect the FPAD [18]. The UMG is able to generate synthetic spoof images corresponding to unknown spoof materials by transferring the style (texture) characteristics between fingerprint images of known spoofing materials. Then, the synthesized images provide the model with more generalization capability to detect spoofs made of unknown materials. Sandouka et al. [104] propose a Unified Generative Adversarial Networks(UGAN) that can translate a single generator learning mapping across multiple domains. Subsequently, a share-weighted fusion layer acts as a classifier that fuses the output from all translated domains to determine the detection result. Similarly, Sandouka et al. [103] further utilize a CycleGAN [130] network for domain adoption, which transforms the source domain to the target domain. In contrast to their previous work, a transformer model is employed to take a sequence of patches of the feature map as the input. The outputs are then concatenated and projected linearly to obtain a final output that is further fed into a fully connected layer for the classification task. This work further improved the performance rather than [104]. Furthermore, Lee et al. [64] proposed a generalization improvement method that utilizes style transfer to transfer the material styles between fingerprints. Liu et al. [65] recently proposed a channel-wise feature denoising model. They extract the 'noise' channels from the feature map by evaluating each channel of the image. Then, the interference from those channels is suppressed, and a PA-adaptation loss is designed to align the feature domain of the fingerprint. This method achieves promising results on the LivDet 2017 [83] dataset.

### 5.2 Contactless based FPAD

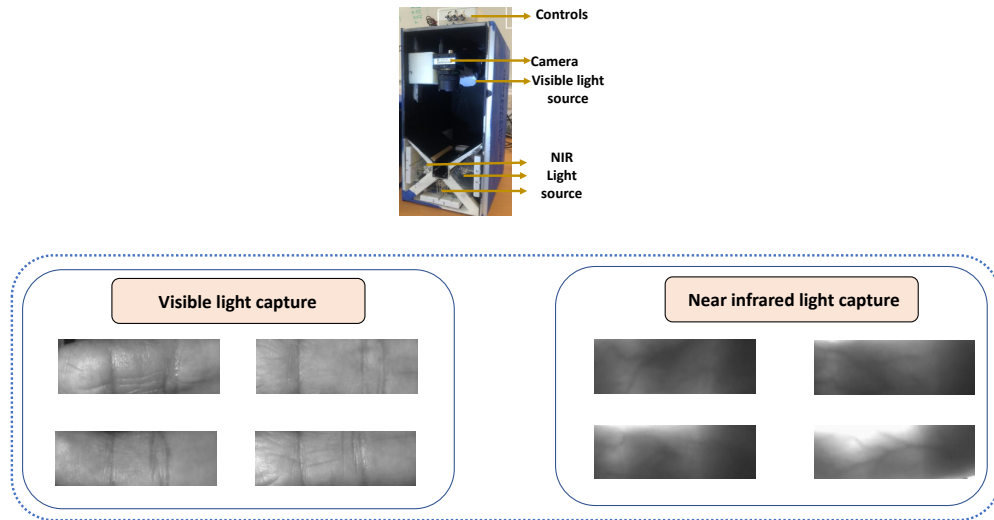


Fig. 7. Examples of contactless based fingerprint system using sensor-specific approaches



Author	Year	Backbone	Loss function	Description
Pereira et.al [92]	2020	Species-invariant neural network	Adversarial loss, species-transfer loss	An adversarial learning approach to improve the capacity to detect the unseen attack
Chugh and Jain [18]	2020	Universal Material Generator (UMG)	Adversarial loss, style loss, content loss	A style transfer based approach that transfer texture characteristics between fingerprint images of known materials to unknown materials
Sandouka et.al [104]	2021	Generative Adversarial Networks, EfficientNet V2 [114]	Adversarial loss, reconstruction loss, domain classification loss	A Unified Generative Adversarial Networks(UGAN) that can translate a single generator learning the mapping across multiple domains
Sandouka et.al [103]	2021	Transformers and CycleGAN	Adversarial loss, cycle consistency loss	Utilize a CycleGAN to transform from the source domain to the target domain
Lee et.al [64]	2022	CycleGAN and CNN	Adversarial loss, binary CE loss	Transform fingerprint image from an untrained material style to a trained material style using CycleGAN
Liu et.al [65]	2022	MoblieNet V2	PA-Adaptation loss, binary CE loss	Propose a channel-wise feature denoising model

Table 6. Existing Generalized deep learning FPAD methods

Traditional fingerprint images suffer from presentation attacks since the texture features of spoofing are typically inconspicuous. Additionally, the development of new synthetic materials brings more challenges to the generalization ability of the current models. However, the texture of the spoofing fingerprint surface can be visible through a multi-spectrum capture device or even a smartphone camera. A demonstration of multi-spectrum capture device is shown in Figure 7. Hussein et.al [43] propose a patch-based CNN model that takes multi-spectral short-wave infrared (SWIR) imaging and laser speckle contrast imaging (LSCI) images as input to classify the skin or no skin. Furthermore, Mirzaalian et al. [81] utilize LSCI images and evaluate four different models: the model proposed by [43] terms as baseN, adding residual connections between every two 2D convolution layers of the BaseN terms as ResN, introducing inception module terms as IncpN, and a double-layer long short-term memory (LSTM)-based network. The obtained result shows that LSTM based approach achieves the best performance. Kolberg et al. [60] analyze the long short-term memory (LSTM) network in comparison with different CNN models on a fingerprint image captured by a 1310 nm laser device. The obtained experimental results indicate the advancement of the LSTM model compared with the CNN models. Furthermore, Spinoulas et al. [111] evaluate FPAD performance under different sensing modalities using a fully convolutional neural network (FCN). The evaluation experiments are carried under fingerprint images captured from Visible (VIS), near-infrared (NIR), SWIR, LSCI and Near-infrared back-illumination domains.

**5.2.1 Anomaly detection.** Most previous deep learning models formulate FPAD as a close-set problem to detect various predefined PAs, which require large-scale training data to cover as many attacks as possible. In addition, the training data must be labeled prior to training. However, this leads to an overfitting issue in that the model is highly sensitive to the PAs already included in the training dataset but lacks generalization capability against unseen attacks. An increasing

Author	Year	Backbone	Loss function	Description
Hussein et.al [43]	2016	CNN	Binary CE loss	A patch-based CNN based on SWIR and LSCI images
Mirzaalian et.al [81]	2019	CNN	Binary CE loss	Compare four different models
Kolberg et.al [60]	2020	Long short-term memory (LSTM) network and CNN	Binary CE loss	Compare the performance among LSTM, LRCN (long-term recurrent convolutional network) and CNN models
Spinoulas et.al [111]	2021	fully-convolutional neural network (FCN)	Binary CE loss	Evaluate the performance with images captured from Visible (VIS), near-infrared (NIR), SWIR, LSCI and Near-infrared back-illumination

Table 7. Existing State-Of-The-Art contactless based FPAD methods

number of novel materials have been developed to produce gummy fingers to deceive FRS easily [102]. The unknown FPAD method has become an open issue and has attracted increasing attention in recent years. Compared with the most common binary classifier, the one-class classifier only learns the representation of a live fingerprint and does not use spoof impressions of any specific material. Then, the unseen attack is detected as an anomaly, which is performed as an outlier compared with the bona fide samples. Figure 8 shows the difference between the binary classifier and anomaly detection-based approaches.

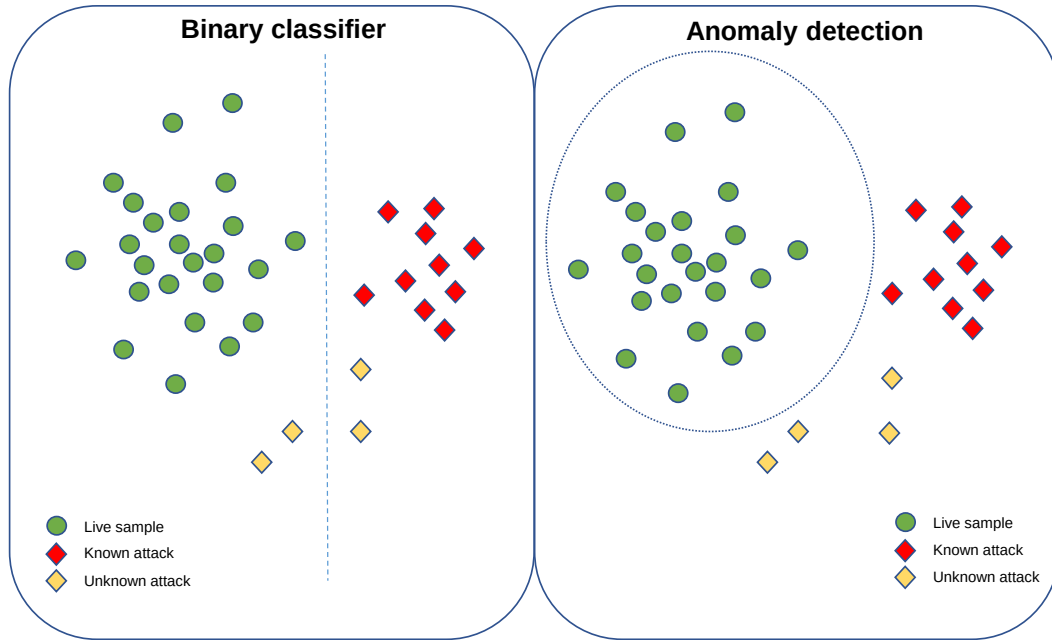


Fig. 8. An example of binary classifier and anomaly detection

Author	Year	Backbone	Loss function	Description
Engelsma and Jain [22]	2019	Generative Adversarial Networks (GANS)	Adversarial loss	Train three GANS respectively on raw FTIR images, processed FTIR images, and direct-view images
Rohrer and Kolberg [99]	2021	Wasserstein GAN and AutoEncoder	Reconstruction loss	Utilize pre-trained WGAN weight on AutoEncoder network
kolberg et.al [58]	2021	Three AutoEncoders	Reconstruction loss	Three AutoEncoder are proposed
Liu et.al [66]	2021	AutoEncoder	Reconstruction loss	AutoEncoder based on Topical Coherence Technology (OCT) images

Table 8. Existing State-Of-The-Art anomaly detection based FPAD methods

Engelsma and Jain [22] propose a fingerprint spoof detector on only the live fingerprints through training multiple generative adversarial network (GANS) [34] for live fingerprint images. Three GAN models were trained on raw FTIR images from RaspiReader, processed FTIR images, and direct-view images. For each GAN, the generator attempts to synthesize live fingerprint images, where the discriminator uses the generated samples as well as the true samples from the dataset to distinguish them. Thus, through long iteration training, the generator is trained to generate high-quality images where the discriminator is able to separate the liveness sample from the generated sample. After the training phase, the generator is discarded, and the discriminator can be used as an FPAD module to detect attacks. Finally, fusion of the scores output by all three discriminators constitutes the final spoofness score of an input fingerprint sample. Rohrer and Kolberg [99] first utilize the Wasserstein GAN [9] as a pretrained model trained with LivDet2021 [12] Dermalog Sensor dataset from scratch. The GANs discriminator weights are transferred to the AutoEncoder's (AE) encoder, whereas the generator weights are transferred to the decoder. A convolutional layer is added between the encoder and decoder to connect them. The AE learns to minimize reconstruction loss [29] so that the model can reconstruct the input image with minimal reconstruction error. The PA will be detected with a large reconstruction error.

Kolberg et al. [58] propose a new PAD technique based on autoencoders (AE) trained only on bona fide samples captured in the short-wave infrared domain, which converts the two-class classification problem into a one-class domain. The authors introduced three AE architectures for Conv-AE, Pooling-AE, and Dense-AE, and compared the results with other state-of-the-art one-class PAD. In addition, Liu et al. [66] proposes a novel One-Class PAD (OCPAD) method for Optical Coherence Technology (OCT) images that provides an internal representation of the fingertip skin rather than a simple feature. The proposed PAD framework consists of auto-encoder network-based reference bona fide modeling and spoofness score-based PA detection.

### 5.3 Smartphone based FPAD

The rapid development of smartphone-based authentication applications has achieved high verification accuracy [97], which raised concerns about the smartphone-based system being easily spoofed. Zhang et.al [129] proposes a 2D smartphone based approach that combines the features of two local descriptors (LBP and LPQ) with deep features extracted from a CNN model. The CNN model is optimized by integrating global average pooling and batch normalization.

Due to the lack of publicly available datasets, a self obtained bona fide samples and 2D attack samples made of wood glue, electrosol from PCB, or printed by special conductive ink are built. By fusing the results of the two descriptors and the CNN, the final decision can be output. Fujio et.al. [25] compare the performance of using hand-crafted based method(LBP, LPQ) and deep learning based method. The obtained results indicate that the DCNN (AlexNet) can achieve a stable accuracy when the intensity of the blurring noise increases. Marasco and Vurity [75] explored detection performance by training the IIITD database using various CNN architectures (AlexNet [61] and ResNet18 [40]). The comparison results demonstrate that AlexNet achieved a robust performance against unseen attacks. The authors further propose a novel method [76] that explores the detection effectiveness of different CNN models on different color spaces. The raw image is converted into RGB, YCBCr, HSV, LAB, and XYZ color spaces, then the five images are then further fed into five pre-trained CNN models(AlexNet [61], DenseNet201 [42], DenseNet121, ResNet18 [40], ResNet34, and MobileNet-V2[41]). The Best network is selected, and the score of the five color spaces is fused to obtain the final decision. Recently, to address the lack of publicly available fingerphoto presentation attack detection datasets, Purnapatra et. al. [95] propose a new dataset comprised of six different PAIs. The FPAD methods use the state-of-the-art CNN models DenseNet 121 and NASNet [131] which achieve promising PAD accuracy on the proposed dataset.

Author	Year	Backbone	Loss function	Description
Zhang et.al [129]	2016	CNN	Binary CE loss	Two handcrafted-features trained by SVM integrate with CNN.
Fujio et.al. [25]	2018	AlexNet	Binary CE loss	Compared with handcrafted based method
Marasco and Vurity [75]	2021	AlexNet, ResNet18	Binary CE loss	Evaluate the different CNNs on the IIITD database with spoof data including printout and various display attacks.
Marasco et.al [76]	2022	AlexNet, DenseNet201, DenseNet121, ResNet18, ResNet34, MobileNet-V2	Binary CE loss	Explore the effectiveness of deep representations derived from various color spaces based on the best model of six CNN models.
Purnapatra et. al [95]	2023	DenseNet 121 and NAS-Net [131]	Binary CE loss	Develop a new fingerphoto PAD dataset and utilize DenseNet and NASNet for testing detection accuracy

Table 9. Existing smartphone based FPAD methods

#### 5.4 FPAD using hybrid feature extraction methods

The hybrid method refers to combining more than one type of feature (handcrafted features, deep features, and multi-spectrum features). etc.) to detect the PAIs. The hybrid features can be used with all types of fingerprint capture devices and have been demonstrated to achieve higher detection accuracy at the cost of computation. Table 10 briefly discusses the state-of-the-art hybrid FPAD methods.

Jomaa et.al [70] utilize electrocardiogram (ECG) signals as well as the deep features to jointly make the decision. Furthermore, Tolosana et al. [115] propose a multi-model-based approach that utilizes four deep features respectively extracted from 5-layer residual network, pre-trained MobileNet-based network, pre-trained VGG 19 based network and CNN model, and combined the deep features with a spectral signal from a short-wave infrared (SWIR) spectrum capture device to jointly determine the liveness. Gomez et.al [33] analysis the surface of a finger within the SWIR spectrum and inside the finger using laser speckle contrast imaging (LSCI) technology. The SWIR feature is extracted by the ResNet and VGG19 network combined with the handcrafted feature extracted from the LSCI using BSIF, HOG, and LBP descriptors. Then, the fusion of the results obtained from the above techniques determines the final liveness score. Plesh et al. [93] proposes a novel approach that combines dynamic time-series features with static features extracted by the Inception-V3 [113] CNN model. Then the final result will be obtained by the fusion of two feature sets. The experiments demonstrated that the fusion of two feature sets achieves a better performance than the individual features. Kolberg et al. [57] also include SWIR and laser techniques to analyze spoofing. In contrast to [33], they select a long-term recurrent convolutional network (LRCN) [19], a pre-trained CNN model, and an autoencoder network to independently obtain a liveness score from the laser image. Meanwhile, the CNN and AutoEncoder models process the image from the SWIR. Finally, subsequent score-fusion was applied to obtain the final score for classification.

Author	Year	Backbone	Loss function	Result
Tolosana et.al [115]	2018	ResNet, MobileNet, VGG19, CNN	Binary CE loss	A multi-model approach that utilizes four deep features and SWIR image features
Gomez et.al [33]	2019	ResNet and VGG	Binary CE loss	SWIR features extracted by ResNet and VGG model and LSCI features extracted by handcrafted-based methods
Plesh et.al [93]	2019	Inception-V3	Binary CE loss	Dynamic time-series feature with static feature extracted by Inception-V3 model
Jomaa et.al [70]	2020	Mobilenet-v2	Binary CE loss	Electrocardiogram(ECG) features and deep features
Kolberg et.al [57]	2021	Long-term recurrent convolutional network(LRCN), CNN and AutoEncoder	Binary CE loss, reconstruction loss	Combine the liveness score obtained from laser image and SWIR images

Table 10. State-of-the-art hybrid FPAD methods

## 6 PERFORMANCE EVALUATION METRICS

In this section, we discuss different evaluation metrics that are widely used in the fingerprint PAD literature. First, we present the metrics used in LivDet competitions [77] followed by ISO/IEC using ISO/IEC 30107- 3 [46] metrics.

### 6.1 Evaluation metrics from LivDet competitions

since the first edition of Fingerprint Liveness Detection competition (LivDet) in 2009 [77], the following performance evaluation metrics are used to benchmark the performance of the FPAD algorithms:

- *Frej*: Rate of failure to enroll.

- *Fcorrlive*: Rate of the live fingerprint to be classified correctly.
- *Fcorrfake*: Rate of the fake fingerprint to be classified correctly.
- *Ferrlive*: Rate of the live fingerprint to be misclassified.
- *Ferrfake*: Rate of the fake fingerprint to be misclassified.

Additional evaluation metrics such as average classification error (ACE) are defined in [15]:

$$ACE = \frac{Fcorrlive + Fcorrfake}{2} \quad (1)$$

Starting from LivDet 2021 competition, evaluation metrics are defined according to the ISO/IEC 30107-1 standard presented below.

## 6.2 ISO/IEC Metrics for PAD

International Standard Organization (ISO/IEC 30107-1:2016) [2] has described the general framework to present the attack detection performance results. The ISO/IEC 30107-1 framework defined following metrics:

- *Liveness Accuracy*: Rate of samples correctly classified by the PAD system.
- *APCER (Attack Presentation Classification Error Rate)*: Rate of fake fingerprints to be misclassified. The APCER for a given presentation attack instrument species (PAIS) is defined as:

$$APCER_{PAIS} = 1 - \left( \frac{1}{N_{PAIS}} \right) \sum_{i=1}^{N_{PAIS}} RES_i \quad (2)$$

$N_{PAIS}$  indicates the number of attack presentations for the given PAI species,  $RES_i$  takes the value 1 if the  $i^{th}$  presentation is classified as an attack presentation, and value 0 if classified as a bona fide presentation.

- *BPCER (Bona fide Presentation Classification Error Rate)*: Rate of the live fingerprint to be classified correctly. BPCER shall be calculated as:

$$BPCER = \frac{\sum_{i=1}^{N_{BF}} RES_i}{N_{BF}} \quad (3)$$

where  $N_{BF}$  indicates the number of bona fide presentations.  $RES_i$  takes the value 1 if the  $i^{th}$  presentation is classified as an attack presentation and value 0 if classified as a bona fide presentation.

D-EER (Detection Equal Error Rate) indicates that the APCER is equal to the BPCER. Normally, D-EER is valuable which stands for the performance of a biometric system. To further evaluate the performance of the integrated system, additional metrics are also defined:

- *FNMR (False Non-Match Rate)*: Rate of genuine fingerprints to be classified as an impostor.
- *FMR (False Match Rate)*: Rate of zero-effort impostors classified as genuine.
- *LAPMR (Impostor Attack Presentation Match Rate)*: Rate of impostor attack presentations classified as genuine.
- *Integrated Matching Accuracy*: Rate of samples correctly classified by the integrated system.

## 7 FUTURE WORK

With the revolution of deep learning, training deep neural networks (DNN) has dominated the field of image classification and object recognition. This technique was further extended to FPAD methods, and achieved notable improvements in the detection of fabricated fingerprint replicas. However, there are still some limitations that can be considered and discussed. In this section, we introduce the major challenges of current research and future perspectives.

### **7.1 Generalization to unknown attack detection**

Normally, a deep learning-based FPAD model takes both bona fide and attack samples for training so that the classifier can distinguish liveness based on the probability score calculated corresponding to the labels. However, these methods suffer from low generalization ability against PAIs not included in the training set. Another type of method is anomaly detection, which trains a one-class classifier based on only the bona fide samples to represent the real fingerprint images better to detect anomalies that achieve acceptable results against unknown attacks to some extent. In [104], the authors proposed a domain-adaptation approach that can generate mappings across sensors to reduce the distribution shift between different fingerprint representations. Based on this approach as a starting point, it is worth exploring how to make the model learn the mapping from a source domain to an unseen domain to achieve a general representation of the fake fingerprint.

### **7.2 Interpretability to fingerprint presentation attack detection**

The widely deployed AI application raised the interpretability issue of how to make the deep learning model explainable. Therefore, it is important to build 'Transparent' models that have the ability to explain why they predict what they predict. In order to provide an analysis of the interpretation of FPAD methods using visualization techniques. Techniques such as [125] [106] [7] can be used to highlight the region of an image that affects the final decision. Lie et.al [65] include Grad-CAM to visualize the important regions related to the given label. It will be interesting to consider applying visualization, especially to images captured by multi-spectrum devices.

### **7.3 Light-weight models for finger photo presentation attack detection**

With the rapid development of smartphone cameras, high-resolution fingerphotos can be captured efficiently and directly from a mobile device to aid reliable biometric authentication. Because mobile devices mostly do not have a high-computation environment, a lightweight deep learning model with fewer parameters and focus on only a small region of the fingerprint images would be an optimal solution. Hence, another perspective could be the presentation attack detection of smartphone-based approaches.

### **7.4 Lack of large-scale publicly available dataset**

As deep learning has shown a significant impact on the image classification domain, research on FPAD methods has concentrated on training a large-scale neural network to detect spoofing. Because of the requirement of the large scale of both bonafide and attack sample data using a deep learning model, there have been plenty of publicly available datasets published using different capture devices and spoofing materials. However, datasets comprising a large number of samples are still lacking. Especially in contactless finger photos, there is currently a lack of datasets containing bonafide and spoofing samples. A further perspective could be to produce large-scale finger photo presentation attack datasets comprised of various presentation attack instruments materials.

### **7.5 Potential adversarial presentation attack**

An adversarial attack generates adversarial samples by purpose in order to mislead the image classification result of a machine learning model. One simple way to generate adversarial examples is to add a perturbation of some pixels so that the output image looks no different from the input image, but the classification result will be changed. Another notable observation was proposed by Casula et al. [13], who produce high-quality spoofs through the snapshot picture of a

smartphone to obtain the fingerprint latent. Through digital processing, the spoof was fabricated using a transparent sheet. The experiment indicated that this ScreenSpoof presents a threat at the same level as a normal presentation attack. Hence, Marrone et al. [78] investigate the feasibility of adopting an adversarial attack on a physical domain by materially realizing a fake image based on an adversarial fingerprint example. The evaluation of the attack indicates that printed adversarial images exhibit a high attack rate with multiple attacks and fairly good results with a one-shot attack. According to this, it should be considered that with adversarial examples targeting the FPAD module, it is possible to combine other digital attacks (Masterprint, morphing, etc.) as well as adversarial perturbation to fool the FPAD system to perform more dangerous attacks on the FRS system. Hence, it is interesting to explore countermeasures against emerging adversarial attacks.

## 8 CONCLUSION

This article provides a comprehensive overview on the common fingerprint presentation attack instruments and presentation attack detection techniques that are widely employed in both contact and contactless fingerprint biometrics. A brief introduction to publicly available databases and relevant standards regarding FPAD evaluation metrics are presented. Then a comprehensive literature review of the existing state-of-the-art deep-learning-based FPAD methods is presented, which covers contact, contactless, and smartphone-based approaches. Finally, potential future perspectives are discussed to motivate future research. Overall, this study provides an intuitive guide to researchers interested in this area.

## ACKNOWLEDGMENTS

This work is supported by OFFPAD project funded by the Research Council of Norway.

## REFERENCES

- [1] 2003. Automated Fingerprint Identification System. <https://www.innovatrics.com/glossary/afis-automated-fingerprint-identification-system/>. Innovatrics.
- [2] 2016. *Information technology — Biometric presentation attack detection — Part 1: Framework*. Standard ISO/IEC 30107-1:2016. International Organization for Standardization, Geneva, CH. <https://www.iso.org/standard/53227.html>
- [3] 2022. LIVDET. <https://livdet.diee.unica.it>. Spoofing Adhaar.
- [4] 2022. Spoofing Adhaar. [http://timesofindia.indiatimes.com/articleshow/8332440.cms?utm\\_source=contentofinterest&utm\\_medium=text&utm\\_campaign=cppst/](http://timesofindia.indiatimes.com/articleshow/8332440.cms?utm_source=contentofinterest&utm_medium=text&utm_campaign=cppst/). Spoofing Adhaar.
- [5] Amani Al-Ajlan. 2013. Survey on fingerprint liveness detection. In *2013 International Workshop on Biometrics and Forensics (IWBF)*. IEEE, 1–5.
- [6] DS Ametefe, SS Sarnin, DM Ali, and MZ Zaheer. 2022. Fingerprint Liveness Detection Schemes: A Review on Presentation Attack. *Computer Methods in Biomechanics and Biomedical Engineering: Imaging & Visualization* 10, 2 (2022), 217–240.
- [7] Marco Ancona, Enea Ceolini, Cengiz Öztireli, and Markus Gross. 2017. Towards better understanding of gradient-based attribution methods for deep neural networks. *arXiv preprint arXiv:1711.06104* (2017).
- [8] Athos Antonelli, Raffaele Cappelli, Dario Maio, and Davide Maltoni. 2006. Fake finger detection by skin distortion analysis. *IEEE Transactions on Information Forensics and Security* 1, 3 (2006), 360–373.
- [9] Martin Arjovsky, Soumith Chintala, and Léon Bottou. 2017. Wasserstein generative adversarial networks. In *International conference on machine learning*. PMLR, 214–223.
- [10] Philip Bontrager, Aditi Roy, Julian Togelius, Nasir Memon, and Arun Ross. 2018. Deepmasterprints: Generating masterprints for dictionary attacks via latent variable evolution. In *2018 IEEE 9th International Conference on Biometrics Theory, Applications and Systems (BTAS)*. IEEE, 1–9.
- [11] Anke Bossen, Roland Lehmann, and Christoph Meier. 2010. Internal fingerprint identification with optical coherence tomography. *IEEE photonics technology letters* 22, 7 (2010), 507–509.
- [12] Roberto Casula, Marco Micheletto, Giulia Orrù, Rita Delussu, Sara Concas, Andrea Panzino, and Gian Luca Marcialis. 2021. LivDet 2021 fingerprint liveness detection competition—into the unknown. In *2021 IEEE International Joint Conference on Biometrics (IJCB)*. IEEE, 1–6.
- [13] Roberto Casula, Giulia Orrù, Daniele Angioni, Xiaoyi Feng, Gian Luca Marcialis, and Fabio Roli. 2021. Are spoofs from latent fingerprints a real threat for the best state-of-art liveness detectors?. In *2020 25th International Conference on Pattern Recognition (ICPR)*. IEEE, 3412–3418.



- [14] Yezeng Cheng and Kirill V Larin. 2007. In vivo two-and three-dimensional imaging of artificial and real fingerprints with optical coherence tomography. *IEEE Photonics Technology Letters* 19, 20 (2007), 1634–1636.
- [15] Tarang Chugh, Kai Cao, and Anil K Jain. 2017. Fingerprint spoof detection using minutiae-based local patches. In *2017 IEEE International Joint Conference on Biometrics (IJCB)*. IEEE, 581–589.
- [16] Tarang Chugh, Kai Cao, and Anil K Jain. 2018. Fingerprint spoof buster: Use of minutiae-centered patches. *IEEE Transactions on Information Forensics and Security* 13, 9 (2018), 2190–2202.
- [17] Tarang Chugh and Anil K Jain. 2019. Fingerprint spoof generalization. *arXiv preprint arXiv:1912.02710* (2019).
- [18] Tarang Chugh and Anil K Jain. 2020. Fingerprint spoof detector generalization. *IEEE Transactions on Information Forensics and Security* 16 (2020), 42–55.
- [19] Jeffrey Donahue, Lisa Anne Hendricks, Sergio Guadarrama, Marcus Rohrbach, Subhashini Venugopalan, Kate Saenko, and Trevor Darrell. 2015. Long-term recurrent convolutional networks for visual recognition and description. In *Proceedings of the IEEE conference on computer vision and pattern recognition*. 2625–2634.
- [20] Martin Drahanovsky, Ralf Notzel, and Wolfgang Funk. 2006. Liveness detection based on fine movements of the fingertip surface. In *2006 IEEE Information Assurance Workshop*. IEEE, 42–47.
- [21] Joshua J Engelsma, Steven A Grosz, and Anil K Jain. 2022. PrintsGAN: synthetic fingerprint generator. *arXiv preprint arXiv:2201.03674* (2022).
- [22] Joshua J Engelsma and Anil K Jain. 2019. Generalizing fingerprint spoof detector: Learning a one-class classifier. In *2019 International Conference on Biometrics (ICB)*. IEEE, 1–8.
- [23] Marcela Espinoza, Christophe Champod, and Pierre Margot. 2011. Vulnerabilities of fingerprint reader to fake fingerprints attacks. *Forensic science international* 204, 1-3 (2011), 41–49.
- [24] Matteo Ferrara, Raffaele Cappelli, and Davide Maltoni. 2016. On the feasibility of creating double-identity fingerprints. *IEEE Transactions on Information Forensics and Security* 12, 4 (2016), 892–900.
- [25] Masakazu Fujio, Yosuke Kaga, Takao Murakami, Tetsushi Ohki, and Kenta Takahashi. 2018. Face/Fingerphoto Spoof Detection under Noisy Conditions by using Deep Convolutional Neural Network. In *BIOSIGNALS*. 54–62.
- [26] Rohit Gajawada, Additya Popli, Tarang Chugh, Anoop Namboodiri, and Anil K Jain. 2019. Universal material translator: Towards spoof fingerprint generalization. In *2019 International Conference on Biometrics (ICB)*. IEEE, 1–8.
- [27] Javier Galbally, Julian Fierrez, Fernando Alonso-Fernandez, and Marcos Martinez-Diaz. 2011. Evaluation of direct attacks to fingerprint verification systems. *Telecommunication Systems* 47 (2011), 243–254.
- [28] Leon A Gatys, Alexander S Ecker, and Matthias Bethge. 2015. A neural algorithm of artistic style. *arXiv preprint arXiv:1508.06576* (2015).
- [29] Aurélien Géron. 2022. *Hands-on machine learning with Scikit-Learn, Keras, and TensorFlow*. " O'Reilly Media, Inc."
- [30] Luca Ghiani, Abdenour Hadid, Gian Luca Marcialis, and Fabio Roli. 2013. Fingerprint liveness detection using binarized statistical image features. In *2013 IEEE sixth international conference on biometrics: theory, applications and systems (BTAS)*. IEEE, 1–6.
- [31] Luca Ghiani, Gian Luca Marcialis, and Fabio Roli. 2012. Fingerprint liveness detection by local phase quantization. In *Proceedings of the 21st international conference on pattern recognition (ICPR2012)*. IEEE, 537–540.
- [32] Luca Ghiani, David Yambay, Valerio Mura, Simona Tocco, Gian Luca Marcialis, Fabio Roli, and Stephanie Schuckers. 2013. Livdet 2013 fingerprint liveness detection competition 2013. In *2013 International Conference on Biometrics (ICB)*. IEEE, 1–6.
- [33] Marta Gomez-Barrero, Jascha Kolberg, and Christoph Busch. 2019. Multi-modal fingerprint presentation attack detection: Analysing the surface and the inside. In *2019 International Conference on Biometrics (ICB)*. IEEE, 1–8.
- [34] Ian Goodfellow, Jean Pouget-Abadie, Mehdi Mirza, Bing Xu, David Warde-Farley, Sherjil Ozair, Aaron Courville, and Yoshua Bengio. 2014. Generative adversarial nets. *Advances in neural information processing systems* 27 (2014).
- [35] Diego Gragnaniello, Giovanni Poggi, Carlo Sansone, and Luisa Verdoliva. 2013. Fingerprint liveness detection based on weber local image descriptor. In *2013 IEEE workshop on biometric measurements and systems for security and medical applications*. IEEE, 46–50.
- [36] Diego Gragnaniello, Giovanni Poggi, Carlo Sansone, and Luisa Verdoliva. 2015. Local contrast phase descriptor for fingerprint liveness detection. *Pattern Recognition* 48, 4 (2015), 1050–1058.
- [37] Steven A Grosz and Anil K Jain. 2022. Spoofgan: Synthetic fingerprint spoof images. *IEEE Transactions on Information Forensics and Security* 18 (2022), 730–743.
- [38] Zhenhua Guo, Lei Zhang, and David Zhang. 2010. A completed modeling of local binary pattern operator for texture classification. *IEEE transactions on image processing* 19, 6 (2010), 1657–1663.
- [39] A Habib and A Selwal. 2021. Robust anti-spoofing techniques for fingerprint liveness detection: A Survey. In *IOP Conference Series: Materials Science and Engineering*, Vol. 1033. IOP Publishing, 012026.
- [40] Kaiming He, Xiangyu Zhang, Shaoqing Ren, and Jian Sun. 2016. Deep residual learning for image recognition. In *Proceedings of the IEEE conference on computer vision and pattern recognition*. 770–778.
- [41] Andrew G Howard, Menglong Zhu, Bo Chen, Dmitry Kalenichenko, Weijun Wang, Tobias Weyand, Marco Andreetto, and Hartwig Adam. 2017. Mobilenets: Efficient convolutional neural networks for mobile vision applications. *arXiv preprint arXiv:1704.04861* (2017).
- [42] Gao Huang, Zhuang Liu, Laurens Van Der Maaten, and Kilian Q Weinberger. 2017. Densely connected convolutional networks. In *Proceedings of the IEEE conference on computer vision and pattern recognition*. 4700–4708.

- [43] Mohamed E Hussein, Leonidas Spinoulas, Fei Xiong, and Wael Abd-Elmageed. 2018. Fingerprint presentation attack detection using a novel multi-spectral capture device and patch-based convolutional neural networks. In *2018 IEEE international workshop on information forensics and security (WIFS)*. IEEE, 1–8.
- [44] Forrest N Iandola, Song Han, Matthew W Moskewicz, Khalid Ashraf, William J Dally, and Kurt Keutzer. 2016. SqueezeNet: AlexNet-level accuracy with 50x fewer parameters and < 0.5 MB model size. *arXiv preprint arXiv:1602.07360* (2016).
- [45] Sergey Ioffe and Christian Szegedy. 2015. Batch normalization: Accelerating deep network training by reducing internal covariate shift. In *International conference on machine learning*. PMLR, 448–456.
- [46] ISO/IEC JTC1 SC37 Biometrics. 2017. *ISO/IEC 30107-3. Information Technology - Biometric presentation attack detection - Part 3: Testing and Reporting*. International Organization for Standardization.
- [47] Han-Ul Jang, Hak-Yeol Choi, Dongkyu Kim, Jeongho Son, and Heung-Kyu Lee. 2017. Fingerprint spoof detection using contrast enhancement and convolutional neural networks. In *International Conference on Information Science and Applications*. Springer, 331–338.
- [48] Jia Jia, Lianhong Cai, Kaifu Zhang, and Dawei Chen. 2007. A new approach to fake finger detection based on skin elasticity analysis. In *Advances in Biometrics: International Conference, ICB 2007, Seoul, Korea, August 27-29, 2007. Proceedings*. Springer, 309–318.
- [49] WEN Jian, Yujie Zhou, and Hongming Liu. 2020. Densely connected convolutional network optimized by genetic algorithm for fingerprint liveness detection. *IEEE Access* 9 (2020), 2229–2243.
- [50] HY Jung and YS Heo. 2018. Fingerprint liveness map construction using convolutional neural network. *Electronics Letters* 54, 9 (2018), 564–566.
- [51] Ho Yub Jung, Yong Seok Heo, and Soochahn Lee. 2019. Fingerprint liveness detection by a template-probe convolutional neural network. *IEEE Access* 7 (2019), 118986–118993.
- [52] Ondřej Kanich, Martin Drahanský, and Martin Mézl. 2018. Use of creative materials for fingerprint spoofs. In *2018 International Workshop on Biometrics and Forensics (IWBF)*. IEEE, 1–8.
- [53] Juho Kannala and Esa Rahtu. 2012. Bsf: Binarized statistical image features. In *Proceedings of the 21st international conference on pattern recognition (ICPR2012)*. IEEE, 1363–1366.
- [54] Tero Karras, Samuli Laine, and Timo Aila. 2019. A style-based generator architecture for generative adversarial networks. In *Proceedings of the IEEE/CVF conference on computer vision and pattern recognition*. 4401–4410.
- [55] Hakil Kim, Xuenan Cui, Man-Gyu Kim, and Thi Hai Binh Nguyen. 2019. Fingerprint generation and presentation attack detection using deep neural networks. In *2019 IEEE Conference on Multimedia Information Processing and Retrieval (MIPR)*. IEEE, 375–378.
- [56] Soowoo Kim, Bogun Park, Bong Seop Song, and Seungjoon Yang. 2016. Deep belief network based statistical feature learning for fingerprint liveness detection. *Pattern Recognition Letters* 77 (2016), 58–65.
- [57] Jascha Kolberg, Marta Gomez-Barrero, and Christoph Busch. 2021. On the generalisation capabilities of fingerprint presentation attack detection methods in the short wave infrared domain. *IET Biometrics* 10, 4 (2021), 359–373.
- [58] Jascha Kolberg, Marcel Grimmer, Marta Gomez-Barrero, and Christoph Busch. 2021. Anomaly detection with convolutional autoencoders for fingerprint presentation attack detection. *IEEE Transactions on Biometrics, Behavior, and Identity Science* 3, 2 (2021), 190–202.
- [59] Jascha Kolberg, Jannis Priesnitz, Christian Rathgeb, and Christoph Busch. 2023. COLFISPOOF: A New Database for Contactless Fingerprint Presentation Attack Detection Research. In *Proceedings of the IEEE/CVF Winter Conference on Applications of Computer Vision*. 653–661.
- [60] Jascha Kolberg, Alexandru-Cosmin Vasile, Marta Gomez-Barrero, and Christoph Busch. 2020. Analysing the performance of LSTMs and CNNs on 1310 nm laser data for fingerprint presentation attack detection. In *2020 IEEE International Joint Conference on Biometrics (IJCB)*. IEEE, 1–7.
- [61] Alex Krizhevsky, Ilya Sutskever, and Geoffrey E Hinton. 2012. ImageNet Classification with Deep Convolutional Neural Networks. In *Advances in Neural Information Processing Systems* 25, F. Pereira, C. J. C. Burges, L. Bottou, and K. Q. Weinberger (Eds.). Curran Associates, Inc., 1097–1105.
- [62] Samruddhi S Kulkarni and Hemprasad Y Patil. 2015. Survey on fingerprint spoofing detection techniques and databases. *International Journal of Computer Applications* 975 (2015), 8887.
- [63] Limnd TP Lazimul and DL Binoy. 2017. Fingerprint liveness detection using convolutional neural network and fingerprint image enhancement. In *2017 International Conference on Energy, Communication, Data Analytics and Soft Computing (ICECDS)*. IEEE, 731–735.
- [64] Soo-Hyun Lee, Min Young Lim, Seong Hee Park, Hwa Jung Yoo, and Youn Kyu Lee. 2022. Towards Cross-materials: Fingerprint Liveness Detection based on Style Transfer. In *2022 13th International Conference on Information and Communication Technology Convergence (ICTC)*. IEEE, 1332–1334.
- [65] Feng Liu, Zhe Kong, Haozhe Liu, Wentian Zhang, and Linlin Shen. 2022. Fingerprint Presentation Attack Detection by Channel-Wise Feature Denoising. *IEEE Transactions on Information Forensics and Security* 17 (2022), 2963–2976.
- [66] Feng Liu, Haozhe Liu, Wentian Zhang, Guojie Liu, and Linlin Shen. 2021. One-class fingerprint presentation attack detection using auto-encoder network. *IEEE Transactions on Image Processing* 30 (2021), 2394–2407.
- [67] Haozhe Liu, Wentian Zhang, Feng Liu, Haoqian Wu, and Linlin Shen. 2021. Fingerprint presentation attack detector using global-local model. *IEEE Transactions on Cybernetics* (2021).
- [68] Mengyang Liu and Takashi Buma. 2010. Biometric mapping of fingertip eccrine glands with optical coherence tomography. *IEEE Photonics Technology Letters* 22, 22 (2010), 1677–1679.
- [69] D.G. Lowe. 1999. Object recognition from local scale-invariant features. In *Proceedings of the Seventh IEEE International Conference on Computer Vision*, Vol. 2. 1150–1157 vol.2. <https://doi.org/10.1109/ICCV.1999.790410>
- [70] Rami M. Jomaa, Hassan Mathkour, Yakoub Bazi, and Md Saiful Islam. 2020. End-to-end deep learning fusion of fingerprint and electrocardiogram signals for presentation attack detection. *Sensors* 20, 7 (2020), 2085.

- [71] Andrey Makrushin, Mark Trebeljahr, Stefan Seidlitz, and Jana Dittmann. 2021. On feasibility of GAN-based fingerprint morphing. In *2021 IEEE 23rd International Workshop on Multimedia Signal Processing (MMSp)*. IEEE, 1–6.
- [72] Davide Maltoni, Dario Maio, Anil K Jain, and Jianjiang Feng. 2022. *Handbook of Fingerprint Recognition*. Springer Nature.
- [73] Davide Maltoni, Dario Maio, Anil K Jain, Salil Prabhakar, et al. 2009. *Handbook of fingerprint recognition*. Vol. 2. Springer.
- [74] Emanuela Marasco and Arun Ross. 2014. A survey on antispoofing schemes for fingerprint recognition systems. *ACM Computing Surveys (CSUR)* 47, 2 (2014), 1–36.
- [75] Emanuela Marasco and Anudeep Vurity. 2021. Fingerphoto Presentation Attack Detection: Generalization in Smartphones. In *2021 IEEE International Conference on Big Data (Big Data)*. IEEE, 4518–4523.
- [76] Emanuela Marasco, Anudeep Vurity, and Asem Otham. 2022. Deep Color Spaces for Fingerphoto Presentation Attack Detection in Mobile Devices. In *International Conference on Computer Vision and Image Processing*. Springer, 351–362.
- [77] Gian Luca Marcialis, Aaron Lewicke, Bozhao Tan, Pietro Coli, Dominic Grimberg, Alberto Congiu, Alessandra Tidu, Fabio Roli, and Stephanie Schuckers. 2009. First international fingerprint liveness detection competition—LivDet 2009. In *Image Analysis and Processing—ICIAP 2009: 15th International Conference Vietri sul Mare, Italy, September 8–11, 2009 Proceedings 15*. Springer, 12–23.
- [78] Stefano Marrone, Roberto Casula, Giulia Orrù, Gian Luca Marcialis, and Carlo Sansone. 2021. Fingerprint adversarial presentation attack in the physical domain. In *Pattern Recognition. ICPR International Workshops and Challenges: Virtual Event, January 10–15, 2021, Proceedings, Part VI*. Springer, 530–543.
- [79] David Menotti, Giovanni Chiachia, Allan Pinto, William Robson Schwartz, Helio Pedrini, Alexandre Xavier Falcao, and Anderson Rocha. 2015. Deep representations for iris, face, and fingerprint spoofing detection. *IEEE Transactions on Information Forensics and Security* 10, 4 (2015), 864–879.
- [80] Marco Micheletto, Giulia Orrù, Roberto Casula, David Yambay, Gian Luca Marcialis, and Stephanie C Schuckers. 2022. Review of the Fingerprint Liveness Detection (LivDet) competition series: from 2009 to 2021. *arXiv preprint arXiv:2202.07259* (2022).
- [81] Hengameh Mirzaalian, Mohamed Hussein, and Wael Abd-Elmageed. 2019. On the effectiveness of laser speckle contrast imaging and deep neural networks for detecting known and unknown fingerprint presentation attacks. In *2019 International Conference on Biometrics (ICB)*. IEEE, 1–8.
- [82] Valerio Mura, Luca Ghiani, Gian Luca Marcialis, Fabio Roli, David A. Yambay, and Stephanie A. Schuckers. 2015. LivDet 2015 fingerprint liveness detection competition 2015. In *2015 IEEE 7th International Conference on Biometrics Theory, Applications and Systems (BTAS)*. 1–6. <https://doi.org/10.1109/BTAS.2015.7358776>
- [83] Valerio Mura, Giulia Orrù, Roberto Casula, Alessandra Sibiriu, Giulia Loi, Pierluigi Tuveri, Luca Ghiani, and Gian Luca Marcialis. 2018. LivDet 2017 fingerprint liveness detection competition 2017. In *2018 International Conference on Biometrics (ICB)*. IEEE, 297–302.
- [84] Thi Hai Binh Nguyen, Eunsoo Park, Xuenan Cui, Van Huan Nguyen, and Hakil Kim. 2018. fPADnet: Small and efficient convolutional neural network for presentation attack detection. *Sensors* 18, 8 (2018), 2532.
- [85] Rodrigo Frassetto Nogueira, Roberto de Alencar Lotufo, and Rubens Campos Machado. 2014. Evaluating software-based fingerprint liveness detection using convolutional networks and local binary patterns. In *2014 IEEE workshop on biometric measurements and systems for security and medical applications (BIOMS) Proceedings*. IEEE, 22–29.
- [86] Rodrigo Frassetto Nogueira, Roberto de Alencar Lotufo, and Rubens Campos Machado. 2016. Fingerprint liveness detection using convolutional neural networks. *IEEE transactions on information forensics and security* 11, 6 (2016), 1206–1213.
- [87] Ville Ojansivu and Janne Heikkilä. 2008. Blur insensitive texture classification using local phase quantization. In *International conference on image and signal processing*. Springer, 236–243.
- [88] Giulia Orrù, Roberto Casula, Pierluigi Tuveri, Carlotta Bazzoni, Giovanna Dessalvi, Marco Micheletto, Luca Ghiani, and Gian Luca Marcialis. 2019. Livdet in action-fingerprint liveness detection competition 2019. In *2019 International Conference on Biometrics (ICB)*. IEEE, 1–6.
- [89] Federico Pala and Bir Bhanu. 2017. Deep triplet embedding representations for liveness detection. In *Deep Learning for Biometrics*. Springer, 287–307.
- [90] Eunsoo Park, Xuenan Cui, Thi Hai Binh Nguyen, and Hakil Kim. 2019. Presentation attack detection using a tiny fully convolutional network. *IEEE Transactions on Information Forensics and Security* 14, 11 (2019), 3016–3025.
- [91] Eunsoo Park, Weonjin Kim, Qiongxiu Li, Jungmin Kim, and Hakil Kim. 2016. Fingerprint liveness detection using CNN features of random sample patches. In *2016 International Conference of the Biometrics Special Interest Group (BIOSIG)*. IEEE, 1–4.
- [92] Joao Afonso Pereira, Ana F Sequeira, Diogo Pernes, and Jaime S Cardoso. 2020. A robust fingerprint presentation attack detection method against unseen attacks through adversarial learning. In *2020 International Conference of the Biometrics Special Interest Group (BIOSIG)*. IEEE, 1–5.
- [93] Richard Plesh, Keivan Bahmani, Ganghee Jang, David Yambay, Ken Brownlee, Timothy Swyka, Peter Johnson, Arun Ross, and Stephanie Schuckers. 2019. Fingerprint presentation attack detection utilizing time-series, color fingerprint captures. In *2019 International Conference on Biometrics (ICB)*. IEEE, 1–8.
- [94] Eswaran Prabakaran and Kriveshini Pillay. 2020. Synthesis and characterization of fluorescent N-CDs/ZnONPs nanocomposite for latent fingerprint detection by using powder brushing method. *Arabian Journal of Chemistry* 13, 2 (2020), 3817–3835.
- [95] Sandip Purnapatra, Conor Miller-Lynch, Stephen Miner, Yu Liu, Keivan Bahmani, Soumyabrata Dey, and Stephanie Schuckers. 2023. Presentation Attack Detection with Advanced CNN Models for Noncontact-based Fingerprint Systems. *arXiv preprint arXiv:2303.05459* (2023).
- [96] Anuj Rai, Somnath Dey, Pradeep Patidar, and Prakhar Rai. 2023. MoSFPAD: An end-to-end Ensemble of MobileNet and Support Vector Classifier for Fingerprint Presentation Attack Detection. *arXiv preprint arXiv:2303.01465* (2023).

- [97] Raghavendra Ramachandra and Hailin Li. 2023. Finger-NestNet: Interpretable Fingerphoto Verification on Smartphone using Deep Nested Residual Network. In *Proceedings of the IEEE/CVF Winter Conference on Applications of Computer Vision*. 693–700.
- [98] P Venkata Reddy, Ajay Kumar, SMK Rahman, and Tanvir Singh Mundra. 2008. A new antispoofing approach for biometric devices. *IEEE transactions on biomedical circuits and systems* 2, 4 (2008), 328–337.
- [99] Tobias Rohrer and Jascha Kolberg. 2021. GAN pretraining for deep convolutional autoencoders applied to Software-based Fingerprint Presentation Attack Detection. *arXiv preprint arXiv:2105.10213* (2021).
- [100] Aditi Roy, Nasir Memon, Julian Togelius, and Arun Ross. 2018. Evolutionary methods for generating synthetic masterprint templates: Dictionary attack in fingerprint recognition. In *2018 International Conference on Biometrics (ICB)*. IEEE, 39–46.
- [101] Divine S Ametefe, Suzi S Seroja, and Darmawaty M Ali. 2021. Fingerprint presentation attack detection using deep transfer learning and densenet201 network/Divine S. Ametefe, Suzi S. Seroja, and Darmawaty M. Ali. *Journal of Electrical and Electronic Systems Research (JEESR)* 19 (2021), 95–105.
- [102] Michel Saguy, Joseph Almog, Daniel Cohn, and Christophe Champod. 2022. Proactive forensic science in biometrics: Novel materials for fingerprint spoofing. *Journal of Forensic Sciences* 67, 2 (2022), 534–542.
- [103] Soha B Sandouka, Yakoub Bazi, and Naif Alajlan. 2021. Transformers and generative adversarial networks for liveness detection in multitarget fingerprint sensors. *Sensors* 21, 3 (2021), 699.
- [104] Soha B Sandouka, Yakoub Bazi, Haikel Alhichri, and Naif Alajlan. 2021. Unified Generative Adversarial Networks for Multidomain Fingerprint Presentation Attack Detection. *Entropy* 23, 8 (2021), 1089.
- [105] Florian Schroff, Dmitry Kalenichenko, and James Philbin. 2015. Facenet: A unified embedding for face recognition and clustering. In *Proceedings of the IEEE conference on computer vision and pattern recognition*. 815–823.
- [106] Ramprasaath R Selvaraju, Michael Cogswell, Abhishek Das, Ramakrishna Vedantam, Devi Parikh, and Dhruv Batra. 2017. Grad-cam: Visual explanations from deep networks via gradient-based localization. In *Proceedings of the IEEE international conference on computer vision*. 618–626.
- [107] Deepika Sharma and Arvind Selwal. 2021. FinPAD: State-of-the-art of fingerprint presentation attack detection mechanisms, taxonomy and future perspectives. *Pattern Recognition Letters* 152 (2021), 225–252.
- [108] Karen Simonyan and Andrew Zisserman. 2014. Very deep convolutional networks for large-scale image recognition. *arXiv preprint arXiv:1409.1556* (2014).
- [109] Jag Mohan Singh, Ahmed Madhun, Guoqiang Li, and Raghavendra Ramachandra. 2021. A survey on unknown presentation attack detection for fingerprint. In *International Conference on Intelligent Technologies and Applications*. Springer, 189–202.
- [110] Ctirad Sousedik and Christoph Busch. 2014. Presentation attack detection methods for fingerprint recognition systems: a survey. *Iet Biometrics* 3, 4 (2014), 219–233.
- [111] Leonidas Spinoulas, Hengameh Mirzaalian, Mohamed E Hussein, and Wael AbdAlmageed. 2021. Multi-modal fingerprint presentation attack detection: Evaluation on a new dataset. *IEEE Transactions on Biometrics, Behavior, and Identity Science* 3, 3 (2021), 347–364.
- [112] Nitish Srivastava, Geoffrey Hinton, Alex Krizhevsky, Ilya Sutskever, and Ruslan Salakhutdinov. 2014. Dropout: a simple way to prevent neural networks from overfitting. *The journal of machine learning research* 15, 1 (2014), 1929–1958.
- [113] Christian Szegedy, Vincent Vanhoucke, Sergey Ioffe, Jon Shlens, and Zbigniew Wojna. 2016. Rethinking the inception architecture for computer vision. In *Proceedings of the IEEE conference on computer vision and pattern recognition*. 2818–2826.
- [114] Mingxing Tan and Quoc Le. 2021. Efficientnetv2: Smaller models and faster training. In *International conference on machine learning*. PMLR, 10096–10106.
- [115] Ruben Tolosana, Marta Gomez-Barrero, Jascha Kolberg, Aythami Morales, Christoph Busch, and Javier Ortega-Garcia. 2018. Towards fingerprint presentation attack detection based on convolutional neural networks and short wave infrared imaging. In *2018 International Conference of the Biometrics Special Interest Group (BIOSIG)*. IEEE, 1–5.
- [116] Amirhosein Toosi, Sandro Cumani, and Andrea Bottino. 2017. Assessing transfer learning on convolutional neural networks for patch-based fingerprint liveness detection. In *International Joint Conference on Computational Intelligence*. Springer, 263–279.
- [117] Amirhosein Toosi, Sandro Cumani, and Andrea Bottino. 2017. CNN Patch-Based Voting for Fingerprint Liveness Detection. In *IJCCI*. 158–165.
- [118] Chenggang Wang, Ke Li, Zhihong Wu, and Qijun Zhao. 2015. A DCNN based fingerprint liveness detection algorithm with voting strategy. In *Chinese Conference on Biometric Recognition*. Springer, 241–249.
- [119] Lingxi Xie and Alan Yuille. 2017. Genetic cnn. In *Proceedings of the IEEE international conference on computer vision*. 1379–1388.
- [120] David Yambay, Luca Ghiani, Paolo Denti, Gian Luca Marcialis, Fabio Roli, and S Schuckers. 2012. LivDet 2011—Fingerprint liveness detection competition 2011. In *2012 5th IAPR international conference on biometrics (ICB)*. IEEE, 208–215.
- [121] Wencheng Yang, Song Wang, Jiankun Hu, Guanglou Zheng, and Craig Valli. 2019. Security and accuracy of fingerprint-based biometrics: A review. *Symmetry* 11, 2 (2019), 141.
- [122] Wei-Yun Yau, Hai-Linh Tran, and Eam-Khwang Teoh. 2008. Fake finger detection using an electrotactile display system. In *2008 10th International Conference on Control, Automation, Robotics and Vision*. IEEE, 962–966.
- [123] Chengsheng Yuan, Zhihua Xia, Leqi Jiang, Yi Cao, QM Jonathan Wu, and Xingming Sun. 2019. Fingerprint liveness detection using an improved CNN with image scale equalization. *IEEE Access* 7 (2019), 26953–26966.
- [124] Chengsheng Yuan, Zhihua Xia, Xingming Sun, and QM Jonathan Wu. 2019. Deep residual network with adaptive learning framework for fingerprint liveness detection. *IEEE Transactions on Cognitive and Developmental Systems* 12, 3 (2019), 461–473.

- [125] Matthew D Zeiler and Rob Fergus. 2014. Visualizing and understanding convolutional networks. In *European conference on computer vision*. Springer, 818–833.
- [126] Yongliang Zhang, Shanshan Fang, Yu Xie, and Tingting Xu. 2014. Fake fingerprint detection based on wavelet analysis and local binary pattern. In *Chinese Conference on Biometric Recognition*. Springer, 191–198.
- [127] Yongliang Zhang, Shengyi Pan, Xiaosi Zhan, Zhiwei Li, Minghua Gao, and Chenhao Gao. 2020. FLDNet: light dense CNN for fingerprint liveness detection. *IEEE Access* 8 (2020), 84141–84152.
- [128] Yongliang Zhang, Daqiong Shi, Xiaosi Zhan, Di Cao, Keyi Zhu, and Zhiwei Li. 2019. Slim-ResCNN: A deep residual convolutional neural network for fingerprint liveness detection. *IEEE Access* 7 (2019), 91476–91487.
- [129] Yongliang Zhang, Bing Zhou, Hongtao Wu, and Conglin Wen. 2016. 2D fake fingerprint detection based on improved CNN and local descriptors for smart phone. In *Chinese Conference on Biometric Recognition*. Springer, 655–662.
- [130] Jun-Yan Zhu, Taesung Park, Phillip Isola, and Alexei A Efros. 2017. Unpaired image-to-image translation using cycle-consistent adversarial networks. In *Proceedings of the IEEE international conference on computer vision*. 2223–2232.
- [131] Barret Zoph, Vijay Vasudevan, Jonathon Shlens, and Quoc V Le. 2018. Learning transferable architectures for scalable image recognition. In *Proceedings of the IEEE conference on computer vision and pattern recognition*. 8697–8710.

Received 20 February 2007; revised 12 March 2009; accepted 5 June 2009