
A Framework for Incentivized Collaborative Learning

Xinran Wang

Computer Science and Engineering
University of Minnesota-Twin Cities
Minneapolis, MN 55455, USA
wang8740@umn.edu

Qi Le

Computer Science and Engineering
University of Minnesota-Twin Cities
Minneapolis, MN 55455, USA
le000288@umn.edu

Ahmad Faraz Khan

Computer Science
Virginia Tech
Blacksburg, VA 24060, USA
ahmadfk@vt.edu

Jie Ding

School of Statistics
University of Minnesota-Twin Cities
Minneapolis, MN 55455, USA
dingj@umn.edu

Ali Anwar

Computer Science and Engineering
University of Minnesota-Twin Cities
Minneapolis, MN 55455, USA
aanwar@umn.edu

Abstract

Collaborations among various entities, such as companies, research labs, AI agents, and edge devices, have become increasingly crucial for achieving machine learning tasks that cannot be accomplished by a single entity alone. This is likely due to factors such as security constraints, privacy concerns, and limitations in computation resources. As a result, collaborative learning (CL) research has been gaining momentum. However, a significant challenge in practical applications of CL is how to effectively incentivize multiple entities to collaborate before any collaboration occurs. In this study, we propose ICL, a general framework for incentivized collaborative learning, and provide insights into the critical issue of when and why incentives can improve collaboration performance. Furthermore, we show the broad applicability of ICL to specific cases in federated learning, assisted learning, and multi-armed bandit with both theory and experimental results.

1 Introduction

Over the past decade, artificial intelligence (AI) has achieved significant success in engineering and scientific domains, e.g., robotic control [1, 2], natural language processing [3, 4], computer vision [5, 6], and finance [7, 8]. With this trend, a growing number of entities, e.g., governments, hospitals, companies, and edge devices, are integrating AI models into their workflows to facilitate data analysis and enhance decision-making. A market analysis conducted in 2021 revealed that nearly 50% of companies worldwide are using AI, with an estimated improvement in productivity of 40% [9].

While a variety of standardized machine learning models and computation frameworks are readily available for entities to implement their AI tasks, the performance of these models is heavily dependent on the quality and availability of local training data, models, and computation resources [10]. For example, a local bank's financial modeling performance may be constrained by the small size of its local population and the limited number of feature variables in the financial sector. However, it is possible that this bank could improve its modeling quality by integrating additional observations from other banks (e.g., from other regions) or external feature variables from other industry sectors

(e.g., an e-commerce company that observes the same population). Therefore, there is a strong need for a modern machine learning framework that allows entities to enhance their model performance while respecting the proprietary nature of local resources. This has motivated recent research on collaborative learning approaches, such as Federated Learning (FL) [11–14] and Assisted Learning (AL) [15–18], which can improve learning performance from distributed data.

1.1 Design goals of incentivized collaborative learning

Machine learning entities, similar to humans, can collaborate to accomplish tasks that benefit each participant. However, these entities possess local machine learning resources that can be highly heterogeneous in terms of training procedures, computation cost, sample size, and data quality. A key challenge in facilitating such collaborations is understanding the motivations and incentives that drive entities to participate in the first place. For example, a recent study on parallel assisted learning [18, Section III.D] has demonstrated cases where two entities, Alice and Bob, collaborate to improve the performance of their distinct tasks simultaneously. However, it may be the case that Alice can assist Bob more than the other way due to, e.g., data heterogeneity. In such scenarios, an effective incentive mechanism is crucial for facilitating a “benign” collaboration in which high-quality entities are suitably motivated to maximize the overall benefit.

The need to deploy collaborative learning systems in the real world has motivated a lot of recent research in incentivized FL. The existing literature has studied different aspects of incentives in particular application cases, e.g., using contract theory to set the price for participating in FL, or evaluating contributions for reward or penalty allocation, which we will review in Subsection 1.3. However, understanding when and why incentive mechanism design can enhance collaboration performance is under-explored. This work aims to address this problem by developing an incentivized collaborative learning framework and general principles that can be applied to specific use cases. Two examples are given below to show the potential use scenarios that will be revisited in later sections.

Example 1. Multiple clinics hold data on different patients. They must decide whether to participate in an FL platform to improve their local prediction performance. Specifically, each participating clinic will have the chance to be selected as an active participant (if not all clinics due to communication constraints) to realize an FL-updated model using their local data and computation resources. All participants will receive the updated model. A clinic has the incentive to participate as long as the expected model improvement is more valuable than the participation price it must pay (for the platform, other participants, or both). From the system perspective, the incentive aims to maximize the model improvement or monetary profit from entities’ payments.

Example 2. Multiple entities collect surveys from the same cohort of customers but in different modalities, e.g., demographic, activity, and healthcare information. The user data can be collated by a non-private identifier, such as an encrypted username. They will use assisted learning to improve predictability by leveraging each other’s modalities without sharing models. The incentive mechanism must be designed to enable entities to reach a consensus on which participants to realize the collaboration gain while the remaining participants will pay others.

This work establishes an incentivized collaborative learning framework to abstract common application scenarios. In our framework, a set of learners play three roles as the game proceeds: 1) *candidates*, who decide whether to participate in the game based on a pricing plan, 2) *participants*, whose final payment (which can be negative if interpreted as a reward) depends on the pricing plan and actual outcomes of collaboration, and 3) *active participants*, who jointly realize a collaboration gain that is ultimately enjoyed by all participants. The system-level goal is to promote high-quality collaborations that ultimately maximize an objective, such as maximizing collaboration gain or social welfare. Examples of the collaboration gain include improved models, predictability, and rewards.

We will use the following design principles of incentives to benefit collaboration:

- Each participant can simultaneously play the roles of a contributor to and a beneficiary of the collaboration gain, e.g., improvement of models in FL and predictability in AL.
- Each participant will pay to participate in return for a collaboration gain if the improvement over its local gain outweighs its participation cost.
- The pricing plan, which determines the cost of an entity’s participation, can be positive or non-positive, tailored to each entity to reward those who contribute positively and charge those who hinder collaboration or disproportionately benefit from it.
- A system that offers a platform for collaboration may incur a net zero cost, while still engaging entities to achieve the maximum possible collaborative gains.

We will demonstrate insights based on this framework for FL, AL, and multi-armed bandit. Without this unified framework, it would be necessary to design incentive mechanisms for each specific application case. By employing a unified understanding, we can achieve a modular design that ensures certain incentive properties. For instance, we will show how incentives can be used to reduce exploration complexity from a system perspective, ultimately creating win-win situations for all participants in the collaborative system.

1.2 Contribution of this work

The main contributions of this work are threefold.

- First, we introduce a framework of incentivized collaborative learning (ICL) to capture the nature of “collaboration” in that eligible entities are incentivized for active participation and collaboration to benefit the community. We also develop general mechanism design principles in line with the intuitive aspects discussed earlier.
- Second, we apply the proposed framework and principles to three concrete use scenarios, incentivized FL, AL, and multi-armed bandit (in the Appendix), and quantify the related insights. In particular, we will demonstrate how the pricing and selection plans can play crucial roles in reducing the cost of exploration in learning, ultimately creating mutual benefits for all participating entities. We also conduct experimental studies to corroborate the developed theory and insights.
- Lastly, the unified incentive framework for collaborative learning promotes interoperability among different collaborative learning settings, allowing researchers and practitioners to adapt the same architecture across various use cases. These advantages make our approach more appealing than designing specifically tailored incentive mechanisms for each use case.

Overall, the developed ICL framework helps us understand how to achieve win-win solutions for entities with unique resources, enabling effective interaction and collaboration for mutual gains.

1.3 Related work

To address the challenges in collaborative learning, the existing studies have focused on various aspects, such as security [19, 20], privacy [21, 22], fairness [23, 24], personalization [25, 22], model heterogeneity [26, 13], and lack-of-labels [14, 27]. However, a fundamental question remains: why would participants want to join collaborative learning in the first place? This has motivated an active line of research to use incentive schemes to enhance collaboration. We briefly review them below.

Promoter of incentives Who want to design mechanisms to incentivize participants and initiate a collaboration? From this angle, existing work can be roughly categorized in two classes: server-centric, meaning that a collaboration is initiated by a server who owns the model and aims to incentivize edge devices to join model training [28–31], and participant-centric where the incentives are designed at the participants’ interest [32].

Different goals of incentives What is the objective of an incentive mechanism design? Most existing work on incentivized collaborative learning, in particular FL, have adopted some common rules for incentive mechanism design, e.g. *incentive compatibility* and *individual rationality* [28, 31]. The eventual objective for incentivized collaboration is often *maximizing profit* from the perspective of the incentive mechanism designer, which is either the coordinator (also called “server”, “platform”) [28] or the participants (also called “clients” in FL) [32]. Another commonly studied objective is maximizing *global model performance* in FL, which can be commercialized and turned into profit [30, 23, 33]. Other objectives being studied include *budget balance* [34, 35], *computational efficiency* [36, 35], *fairness* [37], and *Pareto efficiency* [30].

Components of incentive mechanism design How to implement incentives? The existing work has focused one of the following machinery: 1) pricing, in which participants bid for collaboration (using the auction theory) [30, 35] or a coordinating server determines the price (based on contract theory) [28, 38], and 2) payment allocation, based on contribution evaluation [39], fair sharing [40, 24], rewarding, or local accuracy [41].

We refer to [42–45] for more literature reviews. Overall, the role of incentives in collaborative learning has inspired many recent studies on bringing economics and game theoretic concepts to design better learning platforms. Most existing work in this direction has focused on FL, especially mobile edge computing scenarios. Nonetheless, the need for collaboration extends beyond FL, as shown in [37] which studied synthetic data generation based on collaborative data sharing, and [18] which developed an AL scheme where an entity being assisted is bound to assist others based on implicit mechanism design. Moreover, incentivized collaborative learning is under-studied in two critical aspects. Firstly, how to develop an understanding of the incentive mechanism design from a

unified perspective, considering the existing work often focuses on specific application scenarios of collaborative learning? Secondly, when and why do incentives improve collaboration performance? Prior work has often focused on designing an incentive as a separate problem based on an existing collaboration scheme, instead of treating incentive as part of the collaborative learning itself. These gaps motivated us to establish a unified treatment of incentivized collaborative learning. More discussions on the motivations of the framework are included in the Appendix.

2 Formulation of Incentivized Collaborative Learning (ICL)

2.1 Overview of ICL and intuitions

We will focus on a generic round and provide an overview of the ICL formulation below. As illustrated in Fig. 1, a collaboration consists of four stages. In Stage 1, the coordinator sets a pricing plan based on prior knowledge of the candidates’ potential gains (e.g., from previous rounds), and each candidate decides whether to be a participant by committing a payment at the end of this round. In Stage 2, the coordinator collects participants’ information (e.g., their estimated gains) and uses a selection plan to choose the active participants. In Stage 3, the active participants collaborate to produce an outcome, which is enjoyed by all participants (including non-active ones). In Stage 4, the coordinator charges according to the pricing plan, the realized collaboration gain, and individual gains of active participants. Here, a gain (e.g., decrease in test loss) is assumed to be a function of the realized outcome (e.g., trained model).

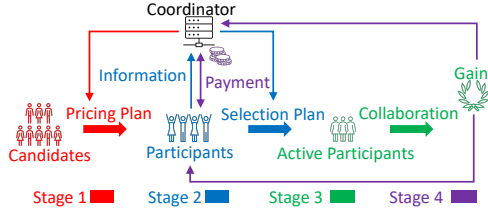


Figure 1: An overview of the incentivized collaborative learning game

2.2 Detailed explanations of the ICL components

The proposed collaborative learning game includes two parties: candidate entities (or “candidates”) and a coordinator who interact through a collaboration mechanism. For notational convenience, we will first introduce a single-round game and extend to multi-round cases in Section 3.

Candidates: Consider M candidates indexed by $[M] \triangleq \{1, \dots, M\}$. In an ICL game, each candidate m can *potentially* produce an outcome $x_m \in \mathcal{X}$, such as a model parameter. Any element in \mathcal{X} can be mapped to a gain $Z \in \mathbb{R}$, e.g., reduced prediction loss. But such a gain will not necessarily be realized unless the candidate becomes an active collaborator of the game. At the beginning of a game, a candidate will receive a pricing plan from the coordinator specifying the cost of participating in the game and use that to decide whether to become a *participant* of the game. If a candidate participates, it has the opportunity to be selected as an *active participant*. All active participants will then collaborate to produce an outcome (e.g., model or prediction protocol), which also generates a collaboration gain. This outcome is distributed among all participants to benefit them. At the end of the game, all participants must pay according to the pre-specified pricing plan, with the actual price depending on the realized collaboration gain.

We let \mathbb{I}_P and \mathbb{I}_A denote the set of participants and active participants, respectively (so $\mathbb{I}_A \subseteq \mathbb{I}_P \subseteq [M]$). Given the above, an entity has a *consumer-provider bi-profile* in the sense that it can serve as a consumer who wishes to benefit from and also a provider who contributes to the collaboration.

Coordinator: A coordinator, e.g., company, government agency, or platform, orchestrates the game by performing the following actions in order: determine a pricing plan of the participation costs based on initial information collected from candidates, select providers from those candidates that have chosen to become participants, realize the collaboration gain, and charge the participants according to the realized collaboration gain. The coordinator can be a virtual entity rather than a physical one.

Collaboration gain: Given active participants represented by \mathbb{I}_A , we suppose the collaborative gain is a function of their individual outcomes, denoted by $\mathcal{G} : (x_m, m \in \mathbb{I}_A) \mapsto z_{\mathbb{I}_A} \in \mathbb{R}$. This gain will be enjoyed by all participants and the coordinator, e.g., in the form of an improved model distributed by the coordinator. With a slight abuse of notation, we use $\mathcal{G} : x_m \mapsto z_m \in \mathbb{R}, m \in [M]$, to denote the gain of an individual outcome.

Pricing plan: Here, the pricing plan is a function from $\mathbb{R}^{|\mathbb{I}_A|+1}$ to $\mathbb{R}^{|\mathbb{I}_P|}$ that maps the collaboration gain and individual gains of active participants to a cost needed to participate in the game, denoted by

$$\mathcal{P} : (z, z_m, m \in \mathbb{I}_A) \mapsto (c_j, j \in \mathbb{I}_P), \quad (1)$$

where z denotes the realized collaboration gain. In practice, we may parameterize \mathcal{P} so that it is low for active and good-performing entities, medium for non-active entities, and high for active and laggard/disruptive entities, a point we will demonstrate in the experiments. We assume that the active participants will share their individual gains, namely $z_m, m \in \mathbb{I}_A$, so that all other participants' cost can be evaluated. The \mathcal{P} will provide incentives to each candidate to decide to participate or not. As such, we denote the set of participants by $\mathbb{I}_P = \text{Incent}_m(\mathcal{P})$.

Profit: For each party, the profit will consist of two components: monetary profit from participation fees and gain-converted profit from provider-generated gains. More specifically, let c_m denote the final participation cost for entity m . Let the Utility-Income (UI) function $z \mapsto \mathcal{U}(z)$ determine the amount of income uniquely associated with any particular gain Z . We suppose the UI function is the same for participants and the system. Then, the profit of client m is $-c_m + \mathcal{U}(z) - \mathcal{U}(z_m)$ (where the last term contrasts with its standalone learning) if it is a participant and zero otherwise, expressed by

$$\text{PROFIT}_m \triangleq \mathbb{1}_{m \in \mathbb{I}_P} \cdot (-c_m + \mathcal{U}(z_{\mathbb{I}_A}) - \mathcal{U}(z_m)), \quad (2)$$

where $z_{\mathbb{I}_A} \triangleq \mathcal{G}(x_m, m \in \mathbb{I}_A)$. We define the system-level profit as the overall income from participation, $\sum_{m \in \mathbb{I}_P} c_m$, weighted plus the amount converted from collaboration gain, $\mathcal{U}(z_{\mathbb{I}_A})$, namely

$$\text{PROFIT}_{\text{sys}} \triangleq \lambda \sum_{m \in \mathbb{I}_P} c_m + \mathcal{U}(z_{\mathbb{I}_A}), \quad (3)$$

where $\lambda \geq 0$ is a pre-specified control variable that balances the monetary income and collaboration gain. We can regard the system-level profit as the coordinator's profit.

Remark 1 (Coordinator's profit). One may put additional constraints on the coordinator's monetary income $\sum_{m \in \mathbb{I}_P} c_m$. A particular case is to restrict that $\sum_{m \in \mathbb{I}_P} c_m = 0$, which may be interpreted that the system does not need actual monetary income but rather uses the mechanism for model improvement. This is typical in coordinator-free decentralized learning (to be illustrated in Section 3.2).

Selection plan. The coordinator will select the active participants \mathbb{I}_A from \mathbb{I}_P based on a set of available information, denoted by \mathcal{I} . We assume that the \mathcal{I} consists of the coordinator's belief of the distributions of x_m (namely the realizable gain) for each client m in \mathbb{I}_P . The selection plan is a function that maps from \mathcal{I} and \mathbb{I}_P to a set $\mathbb{I}_A \subseteq \mathbb{I}_P$, denoted by

$$\mathcal{S} : (\mathcal{I}, \mathbb{I}_P) \mapsto \mathbb{I}_A. \quad (4)$$

This can be a randomized map, e.g., when each participant is selected with a certain probability (Section 2.4.2). In practice, \mathcal{I} may refer to the coordinator's estimates of the underlying distribution of $x_m, m \in \mathbb{I}_P$, based on historical performance on the participant side.

Objective of mechanism design. Our objective in designing a collaboration mechanism is to maximize the system-level profit under constraints tied to candidates' individual incentives, which will be revisited in Section 2.4. The maximization is over the pricing plan \mathcal{P} and selection plan \mathcal{S} . With the earlier discussions, the objective is to solve

$$\text{Objective: } \max_{\mathcal{P}, \mathcal{S}} \mathbb{E} \left\{ \lambda \sum_{m \in \mathbb{I}_P} c_m + \mathcal{U}(z_{\mathbb{I}_A}) \right\}, \text{ where} \quad (5)$$

$$c_m \text{ is specified by } \mathcal{P} \text{ in (1), } z_{\mathbb{I}_A} = \mathcal{G}(x_m, m \in \mathbb{I}_A), \mathbb{I}_A = \mathcal{S}(\mathcal{I}, \mathbb{I}_P), \text{ s.t. } \mathbb{I}_P = \text{Incent}_m(\mathcal{P}). \quad (6)$$

We will elaborate on (6) in Section 2.3.

Remark 2 (Interpretation of the objective). We discuss three interesting cases of the objective. First, when $\lambda = 1$, the above objective is equivalent to maximizing the overall profit. Second, when $\lambda = 0$, the above objective is to improve the modeling through a collaboration mechanism. In this case, the system has no interest in the participation income but only provides a platform to incentivize the non-active to pay for the gain obtained by the active. Since the system need not pay for any participants, it is natural to assume the "zero-balance" constraint $\sum_{m \in \mathbb{I}_P} c_m = 0$. Thus, we have

$$\text{Objective: } \max_{\mathcal{P}, \mathcal{S}} \mathbb{E} \{ \mathcal{U}(z_{\mathbb{I}_A}) \}. \quad (7)$$

Third, as $\lambda \rightarrow \infty$, the objective reduces to maximizing the system profit, $\max_{\mathcal{P}, \mathcal{S}} \mathbb{E} \{ \sum_{m \in \mathbb{I}_P} c_m \}$. Intuitively, the collaboration gain should still be reasonable to attract sufficiently many participants. Lastly, the following proposition shows that by properly replacing the λ , the system's objective can be interpreted as an alternative objective that combines the system's and participants' gains.

Proposition 1. Let $\lambda' \triangleq \frac{\lambda - 1}{|\mathbb{I}_P| + 1}$. The Objective (5) where λ' is replaced with λ is equivalent to maximizing the average social welfare defined by $(\text{PROFIT}_{\text{sys}} + \sum_{m \in \mathbb{I}_P} \text{PROFIT}_m) / (|\mathbb{I}_P| + 1)$.

2.3 Incentives of participation

We study the incentives of collaboration from the candidates' perspectives. First, we will elaborate on (6) here. For each candidate, the incentive to become a participant is the larger profit of receiving the collaboration gain compared with realizing a gain on its own. Then, candidate m has the *incentive* to participate in the game if and only if

$$\text{Incent}_m : \mathbb{E}\{-c_m + \mathcal{U}(z_{\mathbb{I}_A}) - \mathcal{U}(z_m)\} \geq 0, \quad (8)$$

where $z_{\mathbb{I}_A}$ and c_m were introduced in (6). Here, \mathbb{E} denotes the expectation regarding the random quantities, including the active participant set and the realized gains.

Remark 3 (Inaccurate candidate). A candidate may have its own expectation \mathbb{E}_m in place of \mathbb{E} in (8) when making its decision. In this case, if the candidate is overly confident about the collaboration gain – its expected z tends to be larger than the actual, either intentionally or not – it will participate in the game. The system can have a further screening of it: 1) if this participant is selected as an active participant, it will likely suffer from a penalty since its realized gain will be seen by the coordinator, which will implicitly give feedback as an incentive to that candidate; 2) if not selected, it will become an inactive participant with zero gain, which will contribute to the system's profit but not harm the collaboration. In this way, a candidate will have a limited extent to harm the system.

2.4 Mechanism design for the ICL game

The idea of mechanism design in economic theory is to devise mechanisms to jointly regulate the decisions of multiple parties in a game to eventually attain a system's desired goal (see, e.g., [46]). In our ICL game, the system's desired goal is to maximize (5), and the mechanisms to design include \mathcal{P} and \mathcal{S} . Section 2.3 discussed the incentives from the candidates' view. This subsection studies the mechanism designs from the system's perspective.

2.4.1 Pricing plan: from candidates to participants

From the system's view, we can cast the M candidates and the coordinator as the parties in a game. Consider the following strategy choices of each party. Each candidate m has two choices: whether to participate or not, represented by $b_m \triangleq \mathbb{1}_{m \in \mathbb{I}_P} \in \{0, 1\}$; the coordinator has a choice of the pricing and selection plans, denoted by $(\mathcal{P}, \mathcal{S})$. Following the notation in (4), for a set of participants that exclude m , denoted by $\mathbb{I}_P^{(-m)}$, we let $\mathbb{I}_A^{(-m)} \triangleq \mathcal{S}(\mathcal{I}, \mathbb{I}_P^{(-m)})$ and $\mathbb{I}_A \triangleq \mathcal{S}(\mathcal{I}, \mathbb{I}_P^{(-m)} \cup \{m\})$. We have the following condition under a Nash equilibrium.

Theorem 1 (Equilibrium condition). The condition for a strategy profile to attain Nash equilibrium is

$$\text{Incent}_m : \mathbb{E}\{-c_m + \mathcal{U}(z_{\mathbb{I}_A}) - \mathcal{U}(z_m)\} \geq 0, \quad \text{if and only if } m \in \mathbb{I}_P, \quad (9)$$

$$\text{Incent}_{\text{sys}} : \mathbb{E}\{\lambda c_m + \mathcal{U}(z_{\mathbb{I}_A}) - \mathcal{U}(z_{\mathbb{I}_A^{(-m)}})\} \geq 0, \quad \text{if and only if } m \in \mathbb{I}_P. \quad (10)$$

Remark 4 (Pricing as a part of the collaborative learning). A critical reader may wonder why not price participants directly based on the realized gains, which we refer to as post-collaboration pricing, e.g., using the Shapley value [see, e.g., 47, 48]. The main distinction is that our studied pricing plan can not only generate profit or reallocate resources on the system side but also influence collaboration gains. Specifically, the pricing plan can screen higher-quality candidates to allow the coordinator to improve model performance in the subsequent collaboration. For instance, consider the case where the sole purpose is to maximize collaboration gain, namely $\lambda = 0$. In this situation, an entity m violating the condition in (10) is treated as a laggard, and c_m can be designed accordingly to ensure this client will not participate, as per violating (9).

2.4.2 Selection plan: from participants to active participants

We introduce a general probabilistic selection plan. Assume the information transmitted from participant m is a distribution of x_m , denoted by \mathcal{P}_m for all $m \in \mathbb{I}_P$. Suppose the system expects to select $\rho \in (0, 1]$ proportion of the participants. Consider a probabilistic selection plan that will select each client m in \mathbb{I}_P with probability $q_m \in [0, 1]$. Let $q = [q_m]_{m \in \mathbb{I}_P}$. We thus have the constraint

$$q \in Q(\rho, \mathbb{I}_P) \triangleq \left\{ q : \sum_{m \in \mathbb{I}_P} q_m = \rho |\mathbb{I}_P| \right\}. \quad (11)$$

Let b_m denote an independent Bernoulli random variable with $\mathbb{P}(b_m = 1) = q_m$, or $b_m \sim \mathbf{B}(q_m)$. Then, conditional on the existing participants \mathbb{I}_P , maximizing any system objective, e.g., (5) and (7),

will lead to a particular law of client selection represented by q . For example, for the objective (7), we may solve the following problem.

$$q^* = \arg \max_{q \in \mathcal{Q}(\rho, \mathbb{I}_P)} U(q) \triangleq \mathbb{E} \left\{ \mathcal{U}(z_{\mathbb{I}_A}) = \mathcal{U}(\mathcal{G}(x_m, m \in \mathbb{I}_A)) \right\},$$

where the expectation is over $b_m \sim \mathbf{B}(q_m)$, $x_m \in \mathcal{P}_m$, and $\mathbb{I}_A = \{m \in \mathbb{I}_P : b_m = 1\}$. We will show specific examples in Section 3. It is worth mentioning that existing works have examined client sampling from perspectives other than incentives, such as minimizing gradient variance [49].

Remark 5 (Free-rider and adversarial participants). We will briefly discuss how pricing and selection plans can jointly address concerns regarding free-riders and adversarial participants. A free-rider is an entity m with a low local gain z_m but hopes to participate to enjoy the collaboration gain realized by other more capable participants with a relatively small participation cost. To that end, the entity may deliberately inform the system of a poor \mathcal{P}_m so that the system, if following the above-optimized selection plan, will not select it as active. Consequently, the free-rider’s actual local gain will not be revealed and may not suffer a high participation cost. This case motivates us to adopt a random selection to a certain extent in selecting the active participants. More specifically, suppose every participant $m \in \mathbb{I}_P$ will have at least a $\bar{\rho} > 0$ probability of being selected to be active. Then, it expects to pay at least $\bar{\rho} \cdot \mathbb{E}\{c_m\} = \bar{\rho} \cdot \mathcal{P}(z, z_i, i \in \mathbb{I}_A)$ in return for an additional model gain of $\mathbb{E}\{\mathcal{U}(z_{\mathbb{I}_A}) - \mathcal{U}(z_m)\}$, where \mathbb{I}_A contains m . Thus, it is not worth the entity m ’s participation should the system design a cost function that meets the following: $\bar{\rho} \cdot \mathbb{E}\{\mathcal{P}(z, z_m, m \in \mathbb{I}_A)\} \geq \mathbb{E}\{\mathcal{U}(z_{\mathbb{I}_A}) - \mathcal{U}(z_m)\}$ for all z_m overly small. For example, the coordinator may impose a high cost whenever the realized local gain z_m revealed after the collaboration exceeds a pre-specified threshold. On the other hand, there may be an adversarial participant with a poor local gain but informs the system of an excellent \mathcal{P}_m so that the system will select it to be active. In such cases, the same argument regarding the choice of the pricing plan applies, so no adversarial entity would dare to risk paying an excessively high cost after participating in the game.

3 Use cases of collaborative learning

3.1 ICL for federated learning

Federated learning (FL) [11–13] is a popular distributed learning framework where the main idea is to learn a joint model using the averaging of locally learned model parameters. Its original goal is to exploit the resources of massive edge devices (also called “clients”) to achieve a global objective orchestrated by a central coordinator (“server”) in a way that the training data do not need to be transmitted. In line with FL, we suppose that at any particular round, the outcome of client m , x_m , represents a model. The collaboration will generate an outcome in an additive form: $z_{\mathbb{I}_A} \triangleq \mathcal{G}(x_m, m \in \mathbb{I}_A) = \mathcal{G}(\sum_{i \in \mathbb{I}_A} \zeta_i x_i / \sum_{i \in \mathbb{I}_A} \zeta_i)$, where ζ_i ’s are the pre-determined unnormalized positive weights associated with all the candidates, e.g., according to the sample size [12] or uncertainty quantification [25]. Without loss of generality, we let $\mathbb{I}_P \triangleq [K]$, where $K \leq M$ is the number of participants, and M is the number of candidates.

3.1.1 Large-participation approximation

We assume the selection plan is based on a random sampling of \mathbb{I}_P with a given probability, say $\rho \in (0, 1)$, for each participant to be active. Using the previous notation, we assume b_m , for $m \in [K]$, are IID Bernoulli random variables with $\mathbb{P}(b_m = 1) = \rho$. Let $\mathcal{U} \circ \mathcal{G}$ denote the composition of \mathcal{U} and \mathcal{G} , and $(\mathcal{U} \circ \mathcal{G})'$ its derivative. Then, we have the following result that will approximate the equilibrium conditions in Section 2.4 in the presence of a large number of participating clients. Let $\bar{\zeta}_{\mathbb{I}_P}$ and $\bar{x}_{\mathbb{I}_P}$ denote all the participants’ average of ζ and weighted average of X , namely $\bar{\zeta}_{\mathbb{I}_P} \triangleq (\sum_{i \in \mathbb{I}_P} \zeta_i) / |\mathbb{I}_P|$, $\bar{x}_{\mathbb{I}_P} \triangleq (\sum_{i \in \mathbb{I}_P} \zeta_i x_i) / (\sum_{i \in \mathbb{I}_P} \zeta_i)$.

Theorem 2. Assume $\max\{|\zeta_m|, \|\zeta_m x_m\|_\infty\} \leq \tau$ for all $m \in \mathbb{I}_P$ and $\log d / |\mathbb{I}_P| \rightarrow 0$ as $|\mathbb{I}_P| \rightarrow \infty$. Then, the equilibrium conditions (9) and (10) can be written as

$$\begin{aligned} \mathbb{E}\{c_m\} &\leq \mathbb{E} \left\{ (\mathcal{U} \circ \mathcal{G})(\bar{x}_{\mathbb{I}_P} + o_p(1)) - \mathcal{U} \circ \mathcal{G}(x_m) \right\}, \\ \lambda \mathbb{E}\{c_m\} &\geq \mathbb{E} \left\{ (\mathcal{U} \circ \mathcal{G})'(\bar{x}_{\mathbb{I}_P} + o_p(1)) \frac{b_m}{(1 + o_p(1))\rho} \times \frac{\zeta_m}{K \bar{\zeta}_{\mathbb{I}_P}} (\bar{x}_{\mathbb{I}_P} - x_m) \right\}, \end{aligned} \quad (12)$$

where $o_p(1)$ denotes a generic term whose ℓ_1 -norm converges in probability to zero as the number of participants $|\mathbb{I}_P|$ goes to infinity.

The proof is based on large-sample analysis, e.g., to show that $(\sum_{i \in \mathbb{I}_P} b_i \zeta_i x_i) / (\sum_{j \in \mathbb{I}_P} b_j \zeta_j)$ is asymptotically close to $\bar{x}_{\mathbb{I}_P}$ for large $|\mathbb{I}_P|$. From the above result and its proof, the system’s marginal profit increase attributed to an entity m is approximately

$$b_m \cdot \mathbb{E} \left\{ \lambda c_m - (\mathcal{U} \circ \mathcal{G})'(\bar{x}_K) \frac{\zeta_m}{K \zeta_K} (\bar{x}_K - x_m) \right\}. \quad (13)$$

3.1.2 Iterative mechanism design

To optimize the mechanism in practice, the server cannot evaluate the collaboration gain $\mathcal{G}(x_m, m \in \mathbb{I}_A)$ due to its complex dependency on the individual outcomes x_m . Alternatively, the server may optimize its mechanism by maximizing the sum of the quantities in (13) as a surrogate of the collaboration gain. We will elaborate on this idea in an incentivized FL algorithm in Appendix D.

The determination of the pricing plan will involve multiple candidates’ choices. Since a practical FL system involves multiple rounds, we suppose each client will use the results from the previous rounds to approximate the current strategy set and make the next moves.

Remark 6 (Random sampling for the noninformative scenario). We will show by an example that if the information is noninformative, random sampling is close to the optimal selection strategy following the discussions in Section 2.4.2. To illustrate the point, we suppose the information transmitted from participant m is the mean and variance of $x_m \in \mathbb{R}$, denoted by μ_m, σ^2 for all $m \in \mathbb{I}_P$, so a large σ^2 means less information. The following result shows that the random selection mechanism is close to the optimal when σ is large.

Proposition 2. Assume the gain is defined by $\mathcal{G}(x) \triangleq -\mathbb{E}(x - \mu)^2$, where μ represents the underlying parameter of interest, and the participants’ weights ζ_m ’s are the same. Assume that $\sigma^2 / (|\mathbb{I}_P| \cdot \max_{m \in \mathbb{I}_P} (\mu_m - \mu)^2) \rightarrow \infty$ as $|\mathbb{I}_P| \rightarrow \infty$. Then, we have $U(q)/U(q^*) \rightarrow_p 1$ as $|\mathbb{I}_P| \rightarrow \infty$.

3.2 ICL for assisted learning

Assisted learning (AL) [15, 17, 18] is a decentralized learning framework that allows organizations to autonomously improve their learning quality within only a few assistance rounds and without sharing local models, objectives, or data. Unlike FL schemes, AL is 1) decentralized in that there is no global model to be shared or synchronized among all the entities in the training and 2) assistance-persistent in the sense that an entity still needs the output from other entities in the prediction stage. From the perspective of incentivized collaboration, the above naturally leads to two considerations with complementary insights into the pricing and selection plans compared with FL in Section 3.1.

- *Consideration 1: Autonomous incentive design without a coordinator* Since each entity can initiate and terminate assistance, it is natural to consider a coordinator-free scenario, where entities can autonomously reach a consensus on collaboration partners based on their pricing plans.
- *Consideration 2: Limited information for incentive design* In AL, an entity aims to seek assistance to enhance prediction performance without sharing proprietary local models. Thus, we suppose the communicated information for collaboration is limited to gains (z) rather than outcomes (x).

To put it into perspective, we will study a three-entity setting in Section 3.2.1 to develop insights into the incentive that allows for a consensus on collaboration in Stage 1 (Fig. 1). In Section 3.2.2, we will further study a multi-entity setting where multiple less-competitive participants are allowed to enter Stage 2 to enjoy the collaboration gain, but they will not compete for being active participants.

To numerically study how the incentive affects collaboration and model gains, we will apply our ICL results to the parallel assisted learning (PAL) framework [18] to develop an incentivized PAL. In this framework, entities solicit assistance from others who observe the same cohort of subjects but possibly different modalities to benefit their own tasks simultaneously. For example, consider two entities, say Alice and Bob, with regression tasks. Such an “assistance” is operated in the following way: In the training stage, Alice calculates the residuals that approximate the under-fitted part of the data and send them to Bob. Then, Bob will mix them with his task labels to fit a local model and send the updated residuals back to Alice, who will then fit her local model. The above round repeats until a stop criterion is triggered, e.g., when the validation loss of any entity no longer decreases. In the prediction stage, Alice and Bob must jointly decode their respective prediction results based on their locally trained models from each round. As a result, entities *need not share models* but share modality-specific pieces of prediction results. In practice, every entity may decide who to collaborate with based on the empirical gains in earlier rounds and reach a consensus to perform PAL in each round. The detailed algorithms and experimental studies are included in Appendix E.

3.2.1 Consensus of competing candidates

In this section, we study three candidate entities, Alice, Bob, and Carol, and suppose each candidate aims to maximize its profit. We suppose a collaboration (round) can only consist of two entities. Then, the collaboration will only occur when two out of the three, say Alice and Bob, can maximally assist each other. From Alice’s perspective, Carol is less competitive than Bob, and meanwhile, from Bob’s perspective, Carol is less competitive than Alice.

We will provide the necessary and sufficient conditions for the above setting to reach a consensus. We suppose each entity has its own payment plan: entity i will pay a price $p_i(z - z_i)$ for any given collaboration gain z and its local gain (without assistance) z_i , for all $i \in [M]$. So, if entities i and j collaborate, the actual price i will pay is $p_i(z - z_i) - p_j(z - z_j)$. The goal of each entity is to maximize the expected gain-converted profit minus the participation cost, namely the quantity in (2). For simplicity, suppose $p_i(\Delta z) = c_i \cdot \Delta z$ and $\mathcal{U}(z) = u \cdot z$. Let $\mu_{i,j} \triangleq \mathbb{E}(\mathcal{U}(z_{i,j}))$ denote the expected income of the collaboration gain formed by entities i and j , and $\mu_{j \leftarrow i} \triangleq \mathbb{E}(\mathcal{U}(z_{i,j}) - \mathcal{U}(z_j))$ the additional gain brought by i to j . With the above setup, we have the following result.

Theorem 3. A consensus on collaboration exists if and only if there are two entities 1 and 2 satisfying

$$\begin{aligned} (u - c_1)\mu_{1,2} + c_2\mu_{2 \leftarrow 1} &\geq (u - c_1)\mu_{1,3} + c_3\mu_{3 \leftarrow 1}, \\ (u - c_2)\mu_{2,1} + c_1\mu_{1 \leftarrow 2} &\geq (u - c_2)\mu_{2,3} + c_3\mu_{3 \leftarrow 2}. \end{aligned} \quad (14)$$

Inequality (14) can be interpreted that the total gain of entity 1 received from entity 2, which consists of the collaboration-generated gain $(u - c_1)\mu_{1,2}$ and the pricing-based gain $c_2\mu_{2 \leftarrow 1}$, is no larger than that from entity 3. To show the effect of pricing, we develop an incentivized PAL algorithm where each round encourages mutual assistance between a pair of entities. The details are in Appendix E.

3.2.2 Consensus of non-competing candidates

We will further study a multi-entity setting where multiple less-competitive participants are allowed to enjoy the collaboration gain, but they will not compete for being active participants. The objective is to develop an incentive to maximize the collaboration gain, namely Objective (7), that will eventually benefit all the participants. For ease of presentation, we will consider only one active participant (namely $|\mathbb{I}_A| = 1$). In general, we may regard a set of participants as one “mega” participant. Following the above two considerations of AL, we will first study the following setup. Suppose K entities decide to participate in a collaboration, where one of them will be selected to realize the collaboration gain. For example, if participant m is active, it will realize a model gain $z \sim \mathcal{G}(x_m)$, where $x_m \sim \mathcal{P}_m$ is the potential outcome of participant m . Let \mathcal{P}_m^* denote the distribution of z_m induced by \mathcal{P}_m for $m \in [K]$ and suppose they are the *shared* information among participants (recall Consideration 1). We note that the randomness of z_m may arise from limited test data, random seed, or other sources of uncertainty, and \mathcal{P}_m^* may be empirically approximated in practice. Moreover, following Consideration 1, the participation costs can have a zero balance, namely $\sum_{m \in [K]} c_m = 0$.

Following the notation in (1), we consider the following particular pricing plan:

$$\mathcal{P} : z \mapsto C(z)\mathbb{1}_{j \notin \mathbb{I}_A} - (K - 1)C(z)\mathbb{1}_{j \in \mathbb{I}_A}, \quad j \in \mathbb{I}_P, \quad (15)$$

where C is non-increasing so that the less cost (or equivalently, more reward) is associated with a larger gain. In other words, each of the $K - 1$ non-active participants will pay a cost of $C(z)$, which depends on the realized z , to the active participant. Then, a necessary and sufficient condition to reach a consensus among the participants is the existence of a participant, say participant 1, such that when it is active, 1) the collaboration gain is maximized, and 2) every participant sees that its individual profit is maximized. More specifically, we have the following result.

Theorem 4. Assume \mathcal{U} is a pre-specified nondecreasing function. Consider the pricing plan in (15) where C can be any non-negative and non-decreasing function. Let $\mu_m \triangleq \mathbb{E}_{\mathcal{P}_m^*}\{\mathcal{U}(z_m)\}$ denote the expected gain of participant m when it is active, $m \in [K]$. The necessary and sufficient condition for reaching a pricing consensus is the existence of a participant, say participant 1, that satisfies

$$\mu_1 - u_j \geq \mathbb{E}_{\mathcal{P}_1^*}\{C(z_1)\} + \mathbb{E}_{\mathcal{P}_j^*}\{(K - 1)C(z_j)\} \quad (16)$$

for all $j \neq 1$. In particular, assume the linearity $\mathcal{U}(z) \triangleq u \cdot z$ and $C(z) = c \cdot z$. Inequality (16) is equivalent to $c \leq \min_{j \neq 1} u \cdot (\mu_1 - \mu_j) / (\mu_1 + (K - 1)\mu_j)$.

4 Conclusion

As the demand for machine learning tasks continues to grow, collaboration among entities becomes increasingly important for enhancing their performance. We proposed a framework of incentivized collaborative learning to study how entities can be properly incentivized to collaborate and create common benefits. While our work provides a foundation for incentivizing collaborative learning, there are several limitations worth further investigation. For instance, future studies could examine the functional forms of pricing plans, use cases to promote model security [50] and privacy [51–53], and potential trade-offs between collaboration and competition in collaborative learning contexts. The **Appendix** contains more discussions on the ICL framework and related work, detailed use cases and experiments of FL, AL, and collaborative multi-armed bandit, ethics discussion, and all the proofs.

References

- [1] M. P. Deisenroth, G. Neumann, and J. Peters, *A Survey on Policy Search for Robotics*, 2013.
- [2] J. Kober and J. Peters, *Reinforcement Learning in Robotics: A Survey*. Springer, 2014, pp. 9–67.
- [3] J. Li, W. Monroe, A. Ritter, D. Jurafsky, M. Galley, and J. Gao, “Deep reinforcement learning for dialogue generation,” in *Proc. Conference on Empirical Methods in Natural Language Processing*, 2016, pp. 1192–1202.
- [4] D. Bahdanau, P. Brakel, K. Xu, A. Goyal, R. Lowe, J. Pineau, A. Courville, and Y. Bengio, “An actor-critic algorithm for sequence prediction,” in *Proc. International Conference on Learning Representations*, 2017.
- [5] F. Liu, S. Li, L. Zhang, C. Zhou, R. Ye, Y. Wang, and J. Lu, “3dcnn-dqn-rnn: A deep reinforcement learning framework for semantic parsing of large-scale 3d point clouds,” in *Proc. International Conference on Computer Vision (ICCV)*, 2017, pp. 5679–5688.
- [6] G. Brunner, O. Richter, Y. Wang, and R. Wattenhofer, “Teaching a machine to read maps with deep reinforcement learning,” in *Proc. Association for the Advancement of Artificial Intelligence (AAAI)*, 11 2017.
- [7] J. Lee, R. Kim, S.-W. Yi, and J. Kang, “Maps: Multi-agent reinforcement learning-based portfolio management system,” in *Proceedings of the Twenty-Ninth International Joint Conference on Artificial Intelligence, IJCAI-20*, 7 2020, pp. 4520–4526.
- [8] J. Lussange, I. Lazarevich, S. Bourgeois-Gironde, S. Palminteri, and B. Gutkin, “Modelling stock markets by multi-agent reinforcement learning,” *Computational Economics*, vol. 57, 01 2021.
- [9] Financesonline, “Market share & data analysis,” <https://financesonline.com/machine-learning-statistics/>, 2021, accessed: 2021-01-18.
- [10] I. J. Goodfellow, Y. Bengio, and A. Courville, *Deep Learning*. Cambridge, MA, USA: MIT Press, 2016.
- [11] J. Konecny, H. B. McMahan, F. X. Yu, P. Richtárik, A. T. Suresh, and D. Bacon, “Federated learning: Strategies for improving communication efficiency,” *arXiv preprint arXiv:1610.05492*, 2016.
- [12] B. McMahan, E. Moore, D. Ramage, S. Hampson, and B. A. y Arcas, “Communication-efficient learning of deep networks from decentralized data,” in *Proc. AISTATS*, 2017, pp. 1273–1282.
- [13] E. Diao, J. Ding, and V. Tarokh, “HeteroFL: Computation and communication efficient federated learning for heterogeneous clients,” in *International Conference on Learning Representations*, 2021.
- [14] —, “SemiFL: Communication efficient semi-supervised federated learning with unlabeled clients,” in *Advances in Neural Information Processing Systems*, 2022.

- [15] X. Xian, X. Wang, J. Ding, and R. Ghanadan, "Assisted learning: A framework for multi-organization learning," in *Advances in Neural Information Processing Systems*, vol. 33, 2020.
- [16] C. Chen, J. Zhou, J. Ding, and Y. Zhou, "Assisted learning for organizations with limited data," *Transactions on Machine Learning Research*, 2023.
- [17] E. Diao, J. Ding, and V. Tarokh, "GAL: Gradient assisted learning for decentralized multi-organization collaborations," in *Advances in Neural Information Processing Systems*, 2022.
- [18] X. Wang, J. Zhang, M. Hong, Y. Yang, and J. Ding, "Parallel assisted learning," *IEEE Transactions on Signal Processing*, vol. 70, pp. 5848–5858, 2022.
- [19] A. N. Bhagoji, S. Chakraborty, P. Mittal, and S. Calo, "Analyzing federated learning through an adversarial lens," in *International Conference on Machine Learning*. PMLR, 2019, pp. 634–643.
- [20] E. Bagdasaryan, A. Veit, Y. Hua, D. Estrin, and V. Shmatikov, "How to backdoor federated learning," in *International Conference on Artificial Intelligence and Statistics*. PMLR, 2020, pp. 2938–2948.
- [21] S. Truex, N. Baracaldo, A. Anwar, T. Steinke, H. Ludwig, R. Zhang, and Y. Zhou, "A hybrid approach to privacy-preserving federated learning," in *Proceedings of the 12th ACM workshop on artificial intelligence and security*, 2019, pp. 1–11.
- [22] Q. Le, E. Diao, X. Wang, A. Anwar, V. Tarokh, and J. Ding, "Personalized federated recommender systems with private and partially federated autoencoders," *Asilomar Conference on Signals, Systems, and Computers*, 2022.
- [23] H. Yu, Z. Liu, Y. Liu, T. Chen, M. Cong, X. Weng, D. Niyato, and Q. Yang, "A sustainable incentive scheme for federated learning," *IEEE Intelligent Systems*, vol. 35, no. 4, pp. 58–69, 2020.
- [24] —, "A fairness-aware incentive scheme for federated learning," in *Proceedings of the AAAI/ACM Conference on AI, Ethics, and Society*, 2020, pp. 393–399.
- [25] H. Chen, J. Ding, E. Tramel, S. Wu, A. K. Sahu, S. Avestimehr, and T. Zhang, "Self-aware personalized federated learning," *Conference on Neural Information Processing Systems*, 2022.
- [26] C. He, E. Mushtaq, J. Ding, and S. Avestimehr, "Fednas: Federated deep learning via neural architecture search," 2020.
- [27] E. Mushtaq, Y. F. Bakman, J. Ding, and S. Avestimehr, "Federated alternate training (FAT): Leveraging unannotated data silos in federated segmentation for medical imaging," *20th International Symposium on Biomedical Imaging (ISBI)*, 2023.
- [28] J. Kang, Z. Xiong, D. Niyato, H. Yu, Y.-C. Liang, and D. I. Kim, "Incentive design for efficient federated learning in mobile networks: A contract theory approach," in *2019 IEEE VTS Asia Pacific Wireless Communications Symposium (APWCS)*. IEEE, 2019, pp. 1–5.
- [29] S. R. Pandey, N. H. Tran, M. Bennis, Y. K. Tun, Z. Han, and C. S. Hong, "Incentivize to build: A crowdsourcing framework for federated learning," in *2019 IEEE Global Communications Conference (GLOBECOM)*. IEEE, 2019, pp. 1–6.
- [30] R. Zeng, S. Zhang, J. Wang, and X. Chu, "Fmore: An incentive scheme of multi-dimensional auction for federated learning in MEC," in *2020 IEEE 40th International Conference on Distributed Computing Systems (ICDCS)*. IEEE, 2020, pp. 278–288.
- [31] Y. Zhan, P. Li, Z. Qu, D. Zeng, and S. Guo, "A learning-based incentive mechanism for federated learning," *IEEE Internet of Things Journal*, vol. 7, no. 7, pp. 6360–6368, 2020.
- [32] G. Huang, X. Chen, T. Ouyang, Q. Ma, L. Chen, and J. Zhang, "Collaboration in participant-centric federated learning: A game-theoretical perspective," *IEEE Transactions on Mobile Computing*, 2022.

- [33] Y. J. Cho, D. Jhunjunwala, T. Li, V. Smith, and G. Joshi, “To federate or not to federate: Incentivizing client participation in federated learning,” *arXiv preprint arXiv:2205.14840*, 2022.
- [34] M. Tang and V. W. Wong, “An incentive mechanism for cross-silo federated learning: A public goods perspective,” in *IEEE INFOCOM 2021-IEEE Conference on Computer Communications*. IEEE, 2021, pp. 1–10.
- [35] J. Zhang, Y. Wu, and R. Pan, “Online auction-based incentive mechanism design for horizontal federated learning with budget constraint,” *arXiv preprint arXiv:2201.09047*, 2022.
- [36] J. Xu, J. Xiang, and D. Yang, “Incentive mechanisms for time window dependent tasks in mobile crowdsensing,” *IEEE Transactions on Wireless Communications*, vol. 14, no. 11, pp. 6353–6364, 2015.
- [37] S. S. Tay, X. Xu, C. S. Foo, and B. K. H. Low, “Incentivizing collaboration in machine learning via synthetic data rewards,” in *Proceedings of the AAAI Conference on Artificial Intelligence*, vol. 36, no. 9, 2022, pp. 9448–9456.
- [38] D. Ye, X. Huang, Y. Wu, and R. Yu, “Incentivizing semi-supervised vehicular federated learning: A multi-dimensional contract approach with bounded rationality,” *IEEE Internet of Things Journal*, 2022.
- [39] X. Yang, W. Tan, C. Peng, S. Xiang, and K. Niu, “Federated learning incentive mechanism design via enhanced shapley value method,” *Wireless Communications and Mobile Computing*, vol. 2022, 2022.
- [40] B. Carbutar and M. Tripunitara, “Fair payments for outsourced computations,” in *2010 7th Annual IEEE Communications Society Conference on Sensor, Mesh and Ad Hoc Communications and Networks (SECON)*. IEEE, 2010, pp. 1–9.
- [41] J. Han, A. F. Khan, S. Zawad, A. Anwar, N. B. Angel, Y. Zhou, F. Yan, and A. R. Butt, “Tiff: Tokenized incentive for federated learning,” in *2022 IEEE 15th International Conference on Cloud Computing (CLOUD)*. IEEE, 2022, pp. 407–416.
- [42] R. Zeng, C. Zeng, X. Wang, B. Li, and X. Chu, “A comprehensive survey of incentive mechanism for federated learning,” *arXiv preprint arXiv:2106.15406*, 2021.
- [43] X. Tu, K. Zhu, N. C. Luong, D. Niyato, Y. Zhang, and J. Li, “Incentive mechanisms for federated learning: From economic and game theoretic perspective,” *IEEE Transactions on Cognitive Communications and Networking*, 2022.
- [44] G. D. Németh, M. Á. Lozano, N. Quadrianto, and N. Oliver, “A snapshot of the frontiers of client selection in federated learning,” *arXiv preprint arXiv:2210.04607*, 2022.
- [45] L. Witt, M. Heyer, K. Toyoda, W. Samek, and D. Li, “Decentral and incentivized federated learning frameworks: A systematic literature review,” *arXiv preprint arXiv:2205.07855*, 2022.
- [46] E. S. Maskin, “Mechanism design: How to implement social goals,” *American Economic Review*, vol. 98, no. 3, pp. 567–76, 2008.
- [47] A. E. Roth, *The Shapley value: essays in honor of Lloyd S. Shapley*. Cambridge University Press, 1988.
- [48] H. Moulin, “An application of the shapley value to fair division with money,” *Econometrica: Journal of the Econometric Society*, pp. 1331–1349, 1992.
- [49] W. Chen, S. Horvath, and P. Richtarik, “Optimal client sampling for federated learning,” *arXiv preprint arXiv:2010.13723*, 2020.
- [50] X. Xian, G. Wang, J. Srinivasa, A. Kundu, X. Bi, M. Hong, and J. Ding, “Understanding backdoor attacks through the adaptability hypothesis,” *Proc. International Conference on Machine Learning*, 2023.
- [51] X. Wang, Y. Xiang, J. Gao, and J. Ding, “Information laundering for model privacy,” *Proc. ICLR*, 2021.

- [52] C. Dwork, K. Kenthapadi, F. McSherry, I. Mironov, and M. Naor, “Our data, ourselves: Privacy via distributed noise generation,” in *Proc. EUROCRYPT*. Springer, 2006, pp. 486–503.
- [53] J. Ding and B. Ding, “Interval privacy: A privacy-preserving framework for data collection,” *IEEE Trans. Signal Process.*, 2022.
- [54] E. Diao, J. Ding, and V. Tarokh, “HeteroFL: Computation and communication efficient federated learning for heterogeneous clients,” in *Prof. International Conference on Learning Representations*, 2021.
- [55] X. Wu and H. Yu, “Mars-fl: Enabling competitors to collaborate in federated learning,” *IEEE Transactions on Big Data*, 2022.
- [56] Y. Shi, H. Yu, and C. Leung, “Towards fairness-aware federated learning,” *IEEE Transactions on Neural Networks and Learning Systems*, 2023.
- [57] M. Rabin, “Incorporating fairness into game theory and economics,” *The American economic review*, pp. 1281–1302, 1993.
- [58] H. Zheng and C. Peng, “Collaboration and fairness in opportunistic spectrum access,” in *IEEE International Conference on Communications, 2005. ICC 2005. 2005*, vol. 5. IEEE, 2005, pp. 3132–3136.
- [59] L. Lyu, X. Xu, Q. Wang, and H. Yu, “Collaborative fairness in federated learning,” *Federated Learning: Privacy and Incentive*, pp. 189–204, 2020.
- [60] C. Wu, Y. Zhu, R. Zhang, Y. Chen, F. Wang, and S. Cui, “Fedab: Truthful federated learning with auction-based combinatorial multi-armed bandit,” *IEEE Internet of Things Journal*, 2023.
- [61] X. Xian, X. Wang, J. Ding, and R. Ghanadan, “Assisted learning: A framework for multi-organization learning,” vol. 33, 2020, pp. 14 580–14 591.
- [62] E. Diao, J. Ding, and V. Tarokh, “GAL: Gradient assisted learning for decentralized multi-organization collaborations,” *Advances in Neural Information Processing Systems*, vol. 35, pp. 11 854–11 868, 2022.
- [63] R. H. L. Sim, Y. Zhang, M. C. Chan, and B. K. H. Low, “Collaborative machine learning with incentive-aware model rewards,” in *International conference on machine learning*. PMLR, 2020, pp. 8927–8936.
- [64] D. Yang, G. Xue, X. Fang, and J. Tang, “Crowdsourcing to smartphones: Incentive mechanism design for mobile phone sensing,” in *Proceedings of the 18th annual international conference on Mobile computing and networking*, 2012, pp. 173–184.
- [65] H. Yu, H.-Y. Chen, S. Lee, S. Vishwanath, X. Zheng, and C. Julien, “idml: Incentivized decentralized machine learning,” *arXiv preprint arXiv:2304.05354*, 2023.
- [66] J. Ding, E. Tramel, A. K. Sahu, S. Wu, S. Avestimehr, and T. Zhang, “Federated learning challenges and opportunities: An outlook,” in *Proc. International Conference on Acoustics, Speech, and Signal Processing*, 2022.
- [67] H. Xiao, K. Rasul, and R. Vollgraf, “Fashion-mnist: a novel image dataset for benchmarking machine learning algorithms,” *arXiv preprint arXiv:1708.07747*, 2017.
- [68] Y. Netzer, T. Wang, A. Coates, A. Bissacco, B. Wu, and A. Y. Ng, “Reading digits in natural images with unsupervised feature learning,” 2011.
- [69] L. N. Darlow, E. J. Crowley, A. Antoniou, and A. J. Storkey, “Cinic-10 is not imagenet or cifar-10,” *arXiv preprint arXiv:1810.03505*, 2018.
- [70] J. Shi, W. Wan, S. Hu, J. Lu, and L. Y. Zhang, “Challenges and approaches for mitigating byzantine attacks in federated learning,” in *2022 IEEE International Conference on Trust, Security and Privacy in Computing and Communications (TrustCom)*. IEEE, 2022, pp. 139–146.

- [71] S. Marano, V. Matta, and L. Tong, “Distributed detection in the presence of byzantine attacks,” *IEEE Transactions on Signal Processing*, vol. 57, no. 1, pp. 16–29, 2008.
- [72] M. Fang, X. Cao, J. Jia, and N. Z. Gong, “Local model poisoning attacks to byzantine-robust federated learning,” in *Proceedings of the 29th USENIX Conference on Security Symposium*, 2020, pp. 1623–1640.
- [73] Q. Xia, Z. Tao, Z. Hao, and Q. Li, “Faba: an algorithm for fast aggregation against byzantine attacks in distributed neural networks,” in *IJCAI*, 2019.
- [74] N. M. Jebreel, J. Domingo-Ferrer, D. Sánchez, and A. Blanco-Justicia, “Defending against the label-flipping attack in federated learning,” *arXiv preprint arXiv:2207.01982*, 2022.
- [75] W. Gill, A. Anwar, and M. A. Gulzar, “Feddebug: Systematic debugging for federated learning applications,” *arXiv preprint arXiv:2301.03553*, 2023.
- [76] Q. Li, Y. Diao, Q. Chen, and B. He, “Federated learning on non-iid data silos: An experimental study,” in *2022 IEEE 38th International Conference on Data Engineering (ICDE)*. IEEE, 2022, pp. 965–978.
- [77] G. F. Jenks and F. C. Caspall, “Error on choroplethic maps: definition, measurement, reduction,” *Annals of the Association of American Geographers*, vol. 61, no. 2, pp. 217–244, 1971.
- [78] E. Diao, V. Tarokh, and J. Ding, “Privacy-preserving multi-target multi-domain recommender systems with assisted autoencoders,” *arXiv preprint arXiv:2110.13340*, 2022.
- [79] C. Chen, J. Zhang, J. Ding, and Y. Zhou, “Assisted unsupervised domain adaptation,” *Proc. International Symposium on Information Theory*, 2023.
- [80] A. E. Johnson, T. J. Pollard, L. Shen, H. L. Li-wei, M. Feng, M. Ghassemi, B. Moody, P. Szolovits, L. A. Celi, and R. G. Mark, “Mimic-iii, a freely accessible critical care database,” *Sci. Data*, vol. 3, p. 160035, 2016.
- [81] S. Purushotham, C. Meng, Z. Che, and Y. Liu, “Benchmarking deep learning models on large healthcare datasets,” *J. Biomed. Inform.*, vol. 83, pp. 112–134, 2018.
- [82] H. Harutyunyan, H. Khachatrian, D. C. Kale, G. Ver Steeg, and A. Galstyan, “Multitask learning and benchmarking with clinical time series data,” *Scientific data*, vol. 6, no. 1, pp. 1–18, 2019.

Appendix for “A Framework for Incentivized Collaborative Learning”

The **Appendix** contains additional discussions on the ICL framework and related work, ethical considerations, detailed use cases of FL, AL, and collaborative multi-armed bandit, their experimental studies, and all the technical proofs.

A Further remarks on the proposed framework

Next, we will discuss more detailed aspects of the proposed framework.

Motivation to have a unified framework. A general incentive framework is important due to the following reasons:

1. **Generalizability:** A unified framework captures the essence of incentives in various collaborative learning settings, enabling its application across different scenarios. This allows researchers and practitioners to apply the same principles and techniques to multiple use cases, saving time and resources. For instance, we applied the ICL framework to federated learning, assisted learning, and an additional case study called incentivized multi-armed bandit, which we introduce in Appendix F. In these cases, we demonstrated how the crucial components of the pricing plan and selection plan could play key roles in reducing exploration complexity from the learning perspective, thereby creating win-win situations for all participants in the collaborative system.
2. **Interoperability:** A unified incentive framework promotes interoperability among different collaborative learning settings. Researchers and practitioners can build upon the same principles, avoiding the need to reinvent the wheel for every new use case.
3. **Ease of adaptation:** A unified framework provides a structured approach to design incentives under a general collaborative learning framework with guaranteed incentive properties. This makes adapting the framework for specific use cases easier, such as defining collaboration gain based on model fairness if that is part of the system-level goal.

In summary, a unified incentive framework for collaborative learning offers generalizability, interoperability, and ease of adaptation. These advantages make it a more appealing approach compared to designing specifically tailored incentive mechanisms for each use case.

Lie about the realized gain. Participants may lie about the realized gain to pay less than they have to. This is an important aspect to consider in practical collaborative systems. There are several possible ways to encourage honest behavior in collaborative learning. First, if the realized gain must be published at the end of the collaboration (e.g., due to third-party verification, or the final collaboration gain is a function of individual realized gains), we can design an incentive mechanism to discourage dishonest behavior by rewarding clients who turn out to be honest at the end of the learning process. This type of expected reward can motivate clients to behave well. For example, when defining the “Collaboration gain” in Section 2.2, we considered a generic scenario that the final collaboration gain depends on the transparent outcomes of active participants, which indicates that the system has a way to evaluate the realized gains. Additionally, our incentive framework allows the active participants to gain from non-active participants’ paid costs. In that particular case, the active participants’ realized outcomes are transparent to the coordinator, so they cannot lie, while the non-active participants do not realize anything but only enjoy the collaboration gain, so they may have to pay a flat rate regardless of whether they lie.

There are several ways to verify clients’ realized gain in FL settings, especially FL with heterogeneous clients (e.g., [54] and the references therein). One way is to estimate the realized local gain from global/transparent testing data; Another possible way is to estimate the realized gain from local test data which is uploaded to a verified third party before training. In our work, in the FL setting, the system knows the submitted local models and can estimate their realized gains.

Heterogeneous contributions to entities. The contribution to one entity might not be the same as the contribution in another. In a setting where participants have heterogeneous evaluation metrics (e.g., due to distributional heterogeneity or personalization need), one can let the utility-income function depend on specific entities. For example, in Eq. (9) of the main paper, we can add a subscript of “m” to the U -function to highlight its possible dependence on entities. Such a change will be notational,

as it will not affect the key ideas and insights in the proposed work. For instance, the idea of using incentives to regulate entities’ local decisions still applies.

Sub-selling of models. There may be a participant in one round that sub-sell the trained model. This concern can be addressed in three aspects. First, when the utility-income function is defined (by domain experts), it can already account for all the values of a trained model, including its potential subselling. Second, although participants may use a global model to generate synthetic data or apply knowledge distillation for potential performance improvement, these approaches may require spend extra costs in data and modeling, which may not be worth it for the client. Third, even if a participant can leverage an earlier round to better position itself in the next round, we are fine with it as long as it benefits the system – we allow each client to have varying capability in each round.

Collaboration among competitors. In practice, there is a possible revenue loss due to competitors getting better. Modeling competing entities in a collaborative learning framework is an interesting future problem. A recent work on MarS-FL framework [55] introduced δ -stable market and friendliness concepts to assess FL viability and market acceptability. In our framework, one possible formulation of the potential collaborators have conflicting interests is to define the collaboration gain as a function of not only active participants’ outcomes but also their level of conflicts.

Explicit coordinator in the incentivized learning. We do not need an explicit coordinator in the incentivized learning. We employ the term “coordinator” to represent the role of the collaboration initiator or promoter, which could either be a physical coordinator (e.g., the server in an FL setting) or one of the participants (e.g., the entity initiating collaboration in an AL setting). Therefore, we do not really need a physical coordinator in the incentivized learning for all the models. Also, the developed concepts (e.g., entities’ incentives, pricing mechanism, selection mechanism) and the derived insights do not depend on the coordinator.

Timing for each participant to pay. The general idea of mechanism design is to develop incentives to regulate entities’ local decisions to better achieve a global objective. In our framework, a critical component of mechanism design is to use the pricing plan before collaborative learning to provide a suitable incentive for improving collaboration. For transparency, we assume the pricing plan can inform the participants of what they actually would be paying. The pricing plan (mapping from outcome to price) is determined before each candidate entity decides participation or not, as shown in Fig. 1. Additionally, since every entity’s outcome could be random, their decisions are all based on expected values.

Determination of the value of machine learning results. Assessing the relationship between utility and income in practical applications can be challenging. This is analogous to defining “utility” in economic studies, as its precise value depends on the particular context. For instance, the monetary value of a machine learning model can vary depending on its commercial viability.

B Ethics discussion

A critical reader may raise the fairness concern that the studied incentive design be unfair and potentially worsen the inequality between high-quality and low-quality entities. We would like to respectfully point out that this has no conflict with the scope of our work.

Firstly, the literature contains numerous definitions of fairness [56]. It is impractical to evaluate the fairness of a procedure without identifying a specific type of fairness and examining it within the context of a particular use case. We do not see that the proposed framework conflicts with some popular types of fairness. One common type of fairness is model fairness, meaning that the model performs equally well on different subpopulations. In the incentivized collaborative learning framework, there are multiple ways to incorporate such fairness when defining model performance (e.g., using weighted accuracy across different subpopulations). Another type of fairness, more widely studied in game-theoretic settings [57, 58] and recently in federated learning contexts [59], is collaboration fairness. Rooted in the game theory [57], this fairness notion dictates that a client’s payoff should be proportional to its contribution to the FL model. Hence, a system that rewards higher-quality contributors more is inherently “fair.” This direction of fairness aligns with our framework since the goal of the incentive here is to encourage high-quality clients to actively contribute to the collaboration.

Secondly, even though our incentive mechanism encourages high-quality entities to actively contribute, it does not mean that low-quality entities will be "unfairly" treated. In fact, our framework advocates for a win-win situation in which all participants can enjoy the collaboration's results. Keep in mind that each entity's final profit/gain consists of the part attributed to the participation cost/reward and the part attributed to the collaboration gain. If the latter is higher due to a more reasonable incentive, everyone can enjoy positive post-collaboration gains. Therefore, a performance-oriented system goal does not necessarily violate fairness from the perspective of individual participants.

Thirdly, several published works have used the contribution to the model to allocate rewards (e.g., [39] and references therein). Related to that direction of work, we aim to design the mechanism of allocation before collaborative learning has trained a model, to provide a suitable incentive for improving the modeling. The collaborative result would then benefit every participant.

In summary, concerning fairness, our work aligns more with contribution fairness (also called collaboration fairness in FL [58]). Our motivation for incentives is to suitably regulate the entities' local decisions (who will autonomously make decisions) to facilitate collaborative performance that will be enjoyed by even low-quality entities (but willing to pay), thus creating win-win collaborations. The performance can be measured in various ways depending on practical considerations, such as reflecting model fairness when defining the quality of collaboration, but this is beyond the scope of this work.

C More discussions on related works

Table 1: Summary of the most related literature on incentive-based collaboration.

Setting	Incentive	Key feature
Federated learning	FLI [24]	fair reward distribution
Federated learning	FMore [30]	multi-factor utility function
Federated learning	CrossSiloFLI[34]	social welfare maximization
Federated learning	FedAB [60]	multi-armed bandit for client selection
Assisted learning	AL [61], GAL [62]	intertwined interest in prediction
Assisted learning	PAL [18]	intertwined interest in training and prediction
Collaborative generative modeling	CGM [37]	synthetic data as rewards
Crowdsourcing	CML [63]	model as rewards
Crowdsourcing	MSensing [64]	reverse auction-based mechanism
Decentralized learning	iDML [65]	blockchain-based mechanism

Our proposed ICL framework builds on the related literature on incentivized collaborative systems, which often focuses on one or more of three components: pricing, payment allocation, and participant selection [42]. Many incentive mechanisms have been designed for these components, depending on particular application scenarios. In Table 1, we summarize a few representative works and their main features. Next, we will relate these existing works to our proposed ICL framework.

In [24], a fairness-aware incentive scheme for FL called FLI was established to maximize collaboration gain while minimizing inequality in payoffs. The payoff allocation in FLI can be regarded as a particular pricing plan designed to promote both FL model gain and equitable reward allocation. In [30], the authors proposed an FL incentive scheme called FMore that utilizes a multi-dimensional auction to encourage participation from high-quality edge nodes. The scheme determines a utility function based on multiple client-specific factors, which provides a general approach to designing our pricing plan. In [34], the authors formulate a particular social welfare objective problem under a budget balance constraint to address the challenges of organization heterogeneity in cross-silo FL. Recently, [60] developed an auction-based combinatorial multi-armed bandit algorithm called FedAB for FL client selection to maximize the server's utility. In our framework, this approach can be particularly helpful when the server lacks trust in the clients' shared information. In [61, 62], the assisted entity continually relies on others' provided information during the prediction stage, leading to persistent collaboration even after training. The work of [18] develops an assisted learning approach for entities with different learning objectives/tasks, requiring them to combine their tasks

during the training phase and jointly decode the prediction results during the prediction stage. As a result, the approach enforces an implicit mechanism design that compels an assisted entity to assist others. In [37], the authors proposed a collaborative learning problem to incentivize data contribution from entities for training generative models. The synthetic data is treated as rewards in our framework to solicit contributions from private data sources, different from the commonly used trained models or monetary rewards. In [63], the collaboration system uses the Shapley value and information gain to assess the post-collaboration contribution of participants and charge accordingly. Two particular incentive models for mobile phone sensing systems are developed in [64] to encourage user participation. The platform-centric approach uses a Stackelberg game-based mechanism to approximate a solution to Nash equilibrium in a generic round. The user-centric approach employs an auction-based mechanism to determine entity participation. In [65], the authors proposed a decentralized and transparent learning system resistant to fraud or manipulation by utilizing blockchain technology. This approach can be compatible with our ICL framework and can be used for secure information sharing.

D ICL for federated learning

Federated Learning (FL): For an entity to achieve near-oracle performance as if all the local resources were centralized, many distributed learning methods have been developed. A popular direction of research is FL [11–13, 66]. The main concept behind FL involves learning a joint model by alternating between the following steps in each federated or communication round: 1) a server sends a model to clients, who subsequently perform multiple local updates, and 2) the server aggregates models from a subset of clients. This approach leverages the resources of a large number of edge devices, also known as "clients," to achieve a global objective coordinated by a central server.

In this section, we give a more specific incentivized FL setup and operational algorithm based on the development in Section 3.1.

D.1 Operational algorithm of incentivized FL

First, let us recall the general Objective (6):

$$\text{Objective: } \max_{\mathcal{P}, \mathcal{S}} \mathbb{E} \left\{ \lambda \sum_{m \in \mathbb{I}_P} c_m + \mathcal{U}(z_{\mathbb{I}_A}) \right\}, \text{ where}$$

$$c_m \text{ was introduced in (1),} \tag{17}$$

$$z_{\mathbb{I}_A} \triangleq \mathcal{G}(x_m, m \in \mathbb{I}_A), \quad \mathbb{I}_A \triangleq \mathcal{S}(\mathcal{I}, \mathbb{I}_P),$$

$$\text{s.t. } \mathbb{I}_P = \text{Incent}_m(\mathcal{P}). \tag{18}$$

The above could be regarded as a collaboration game in any particular round of FL. As FL consists of multiple rounds, it is natural to use the previous rounds as a basis for each candidate client to decide whether to participate in the current round. We will use a subscript t to highlight the dependence of a quantity on the FL round. For example, the outcome x_m will be replaced with $x_{m,t}$ for round t . More specifically, we consider the following FL equipped with an incentive setup:

- Let the outcome $x_{m,t}$ represent the updated model of participant m at round t .
- The “gain” function \mathcal{G} maps a model to the decreased test loss compared with the previous round, so the larger, the better. We assume the FL server (coordinator) holds a test dataset to compute the gain.
- The pricing plan $\mathcal{P}_\theta : (z, z_m, m \in \mathbb{I}_A) \mapsto (c_j, j \in \mathbb{I}_P)$ can be written in the following form parameterized by $\theta = [\theta_1, \theta_2]$:

$$c_j \triangleq A_1(z; \theta_1) + \mathbb{1}_{j \in \mathbb{I}_A} A_2(z - z_m; \theta_2), \tag{19}$$

where A_1, A_2 are pre-specified functions. The *intuitions* is described as follows. On the one hand, if a participant is non-active, the server will never observe its outcome and local gain. So, it is reasonable to let all non-active participants pay the same price $A_1(z; \theta_1)$ that depends on the realized collaboration gain. On the other hand, if a participant is active, the server will observe its local gain and thus leverage that information to correct the price by $A_2(z - z_m; \theta_2)$, a function of the improved gain due to collaboration (which can be negative). With such a design, it is possible to incentivize a

laggard or adversarial client not to participate—since, otherwise, it will possibly be active and suffer from a large (penalty) cost.

• To optimize the pricing plan parameterized by θ , we need to establish an objective function of θ . Based on the proof of Theorem 2, the marginal gain brought by any client m would be

$$\mathbb{E}\left\{\lambda c_m - (\mathcal{U} \circ \mathcal{G})'(\bar{x}_K) \frac{\zeta_m}{K \zeta_K} (\bar{x}_K - x_m)\right\} \quad (20)$$

given that the client m participates in the collaboration. The server would foresee the client’s strategy based on Inequality (12): namely, it would participate if

$$\mathbb{E}\{\mathcal{U} \circ \mathcal{G}(\bar{x}_K) - \mathcal{U} \circ \mathcal{G}(x_m) - c_m\} \geq 0.$$

We let $b_m \in \{0, 1\}$ denote the indicator variable of the above condition. Given the above, we propose to optimize θ that maximizes the total marginal gains over those who will participate:

$$O(\theta) \triangleq b_m \cdot \mathbb{E}\left\{\lambda c_m - (\mathcal{U} \circ \mathcal{G})'(\bar{x}_K) \frac{\zeta_m}{K \zeta_K} (\bar{x}_K - x_m)\right\}. \quad (21)$$

However, b_m is not differentiable in θ . For gradient descent-based optimization of θ , we use the sigmoid function with scaling factor s , denoted by $\sigma_s(b) = (1 + e^{-b/s})^{-1}$ to approximate it. In other words, we let

$$b_m = \sigma_s\left(\mathbb{E}\{\mathcal{U}(\bar{z}_K) - \mathcal{U}(z_m) - c_m\}\right). \quad (22)$$

The hyperparameter s controls the softness of the approximation, which is tuned in the experiment. Moreover, the collaboration or client-specific gains are not observable at the current round t since the outcomes have not been realized. To address that, we will use the performance from the previous rounds to approximate them. More specifically, we will approximate \bar{z}_K with the server’s model gain from the last round, denoted by \bar{z}_{t-1} ; we approximate z_m with the client’s model gain from the last round when it was active, denoted by $\bar{z}_{\tau_{m,t}}$. Here and afterward, $\tau_{m,t} \leq t$ denotes the last time client m was active by time t .

D.2 Pseudocode

The pseudocode is summarized in Algorithm 1.

D.3 Experimental details for incentivized FL

In the experimental studies, we considered the following setup.

Data We evaluate the FashionMNIST [67], CIFAR10 [68], and CINIC10 [69] datasets. In Table 2, we present the key statistics of each dataset.

Table 2: Statistics of datasets in our experiments

Datasets	FashionMNIST	CIFAR10	CINIC10
Training instances	60,000	50,000	20,000
Test instances	10,000	10,000	10,000
Features	784	1,024	1,024
Classes	10	10	10

Settings Standard FL can be vulnerable to poor-quality or adversarial clients. It is envisioned that a reasonable incentive mechanism can enhance the robustness of FL training against participation of the unwanted clients. To demonstrate this intuition, we consider an extreme case where there exist Byzantine attacks carried out by malicious or faulty clients [70]. We then demonstrate the robustness of the incentivized FL (labeled as “ICL” in the results) against two types of Byzantine attacks [71, 72]:

Algorithm 1 Incentivized Federated Learning

Input: Datasets $D_{1:M}$ distributed on M local clients, active rate $\rho \in (0, 1]$, number of communication rounds T , objective parameter λ , clients' unnormalized weights $\zeta_{1:M}$, test loss L , pricing plan $\mathcal{P}_\theta : (z, z_m, m \in \mathbb{I}_A) \mapsto (c_j, j \in \mathbb{I}_P)$, where $\theta = [\theta_1, \theta_2]$ is the unknown parameter, $c_j \triangleq A_1(z; \theta_1) + \mathbb{1}_{j \in \mathbb{I}_A} A_2(z - z_m; \theta_2)$, and A_1, A_2 are pre-specified functions, server's test dataset D_{test} , sigmoid function $\sigma_s : v \mapsto (1 + e^{-v/s})^{-1}$ where $s > 0$ is a hyperparameter, learning rate $\eta > 0$ for optimizing θ . Recall that $\tau_{m,t} \leq t$ denotes the last round when the client m was active before round t , and \mathcal{U} is a given Utility-Income function known to all the clients and the server.

Output: Server's updated model \bar{x}_t , overall realized profit $\lambda \sum_{m \in \mathbb{I}_{P,t}} c_{m,t}^* + \mathcal{U}(\bar{x}_t)$, $t = 1, \dots, T$

Initialization: $\theta_0, \bar{x}_0, \bar{z}_0 \triangleq \mathcal{G}(\bar{x}_0)$

System executes:

for each communication round $t = 1, \dots, T$ **do**

$\theta_t \triangleq (\theta_{1,t}, \theta_{2,t}) \leftarrow$ **ServerStrategy**($\bar{z}_{\tau_{m,t}}, z_{m,\tau_{m,t}}, \bar{x}_{\tau_{m,t}}, x_{\tau_{m,t}}, \zeta_m, m \in [M], \theta_{t-1}$)

 Distribute $\mathcal{P}_t \equiv \mathcal{P}_{\theta_t}$ to all M clients

$b_{m,t} \leftarrow$ **ClientStrategy**($\mathcal{P}_t, z_{m,\tau_{m,t}}, \bar{z}_{t-1}$), $m \in [M]$

$\mathbb{I}_{P,t} \leftarrow \{m \in [M] : b_{m,t} = 1\}$

$\mathbb{I}_{A,t} \leftarrow$ randomly sample $\max(\lfloor \rho \cdot |\mathbb{I}_{P,t}| \rfloor, 1)$ active clients from $\mathbb{I}_{P,t}$

for each client $m \in \mathbb{I}_{A,t}$ **in parallel do**

 Distribute the server's model parameter \bar{x}_{t-1} to local client m

$x_{m,t} \leftarrow$ **ClientUpdate**(D_m, \bar{x}_{t-1}) // use any standard local update

 Send $x_{m,t}$ to the server

end

 Receive model parameters from active clients, and calculate $\bar{x}_t = (\sum_{m \in \mathbb{I}_{A,t}} \zeta_m)^{-1} \sum_{m \in \mathbb{I}_{A,t}} \zeta_m x_{m,t}$

 Calculate the collaboration gain $\bar{z}_t = \mathcal{G}(x_{m,t}, m \in \mathbb{I}_A)$ and broadcast to all candidate clients

 Calculate the individual gain of each active participant $z_{m,t} = \mathcal{G}(x_{m,t})$ and return it to the associated client m

 Participant m pays $c_{m,t}^* \triangleq A_1(\bar{z}_t; \theta_{1,t}) + \mathbb{1}_{m \in \mathbb{I}_{A,t}} \cdot A_2(\bar{z}_t - z_{m,t}; \theta_{2,t})$, for all $m \in \mathbb{I}_{P,t}$

end

ServerStrategy ($\bar{z}_{\tau_{m,t}}, z_{m,\tau_{m,t}}, \bar{x}_{\tau_{m,t}}, x_{\tau_{m,t}}, \zeta_m, m \in [M], \theta_{t-1}$):

 Define the objective function of θ to maximize:

$$O_t(\theta) = \sum_{m=1}^M \sigma_s(\delta_{m,t}) \cdot \left\{ \lambda \cdot c_{m,t}(\theta) - \frac{\zeta_m}{\sum_{j \in \mathbb{I}_{A,\tau_{m,t}}} \zeta_j} \cdot f'(\bar{x}_{\tau_{m,t}}) \cdot (\bar{x}_{\tau_{m,t}} - x_{m,\tau_{m,t}}) \right\}, \quad \text{where}$$

$$c_{m,t}(\theta) \triangleq A_1(\bar{z}_{\tau_{m,t}}; \theta_1) + \rho \cdot A_2(\bar{z}_{\tau_{m,t}} - z_{m,\tau_{m,t}}; \theta_2) \quad (23)$$

$$\delta_{m,t} \triangleq \mathcal{U}(\bar{z}_{t-1}) - \mathcal{U}(z_{m,\tau_{m,t}}) - c_{m,t}(\theta), \quad (24)$$

 where f is defined by

$$f(x) \triangleq \mathcal{U}(-L(x, D_{\text{test}})). \quad (25)$$

 Return $\theta_t \leftarrow \theta_{t-1} + \eta \cdot \nabla_\theta O_t(\theta_{t-1})$

ClientStrategy ($\mathcal{P}_t, z_{m,\tau_{m,t}}, \bar{z}_{t-1}$):

 Return $b_{m,t} \triangleq \mathbb{1}_{\delta_{m,t} > 0}$, where $\delta_{m,t}$ is the same as in (24) but with $\theta = \theta_t$

random modification, which is a training data-based attack [73, 70], and label flipping, which is a parameter-based attack [74, 75]. Specifically, the random modification is based on generating local model parameters from a uniform distribution between -0.25 and 0.25 , and the label flipping uses cyclic alterations, such as changing 'dog' to 'cat', and vice versa. Byzantine client ratios are adjusted to two levels: $\{0.2, 0.3\}$. In the reported results below, *Byzantine-0.2* refers to a scenario where 20% of the total clients are adversarial. We generate 100 clients using IID partitioning of the training part of each dataset. Among participating clients, the server will select 10% of clients as active clients

per round. We adopt the model architecture and hyperparameter settings similar to [76], which are summarized in Tables 3 and 4.

Table 3: Network architecture

Data	FashionMNIST	CIFAR10	CINIC10
CNN Hidden Size	[120, 84]		

Table 4: Hyperparameters

Global	Communication round	100
Client	Batch size	10
	Local epoch	5
	Optimizer	SGD
	Learning rate	3.00E-02
	Weight decay	5.00E-04
	Momentum	9.00E-01
	Nesterov Scheduler	✓ Cosine Annealing
Objective function	Learning rate	1.00E-04
	Optimizer	SGD
	Learning rate	1.00E-02
	Weight decay	5.00E-04
	Momentum	5.00E-01
	Nesterov Scheduler	✓ Cosine Annealing
	Sigmoid s	0.005

Pricing We consider the pricing plan in the form of (19) with

$$c_j = A_1(z; \theta_1) + \mathbb{1}_{j \in \mathbb{I}_A} A_2(z - z_m; \theta_2) \quad (26)$$

$$= \theta_1 \cdot z + \mathbb{1}_{j \in \mathbb{I}_A} \theta_1 \cdot z \cdot (-1 + \gamma \sigma_s(z - z_m - \theta_2)). \quad (27)$$

Accordingly, we replace the calculation of cost in (23) with

$$c_{m,t}(\theta) \triangleq \theta_1 \cdot \bar{z}_{\tau_{m,t}} \left(1 + \rho \cdot (-1 + \gamma \sigma_s(\bar{z}_{\tau_{m,t}} - z_{m,\tau_{m,t}} - \theta_2)) \right) \quad (28)$$

In our study, we conduct an ablation test with three different values of the hyperparameter γ : 11, 101, and 2001. These are henceforth referred to as ICL plans 1, 2, and 3 in the following results. A larger value of γ implies a more substantial penalty for the underperforming clients. The parameter θ_2 is initialized in each global communication round using the Jenks natural breaks technique [77] and optimized based on the objective function.

Profit Recall that the profit of a client or the server consists of monetary profit from participation fees and gain- converted profit from collaboration gains. In FL, we define the collaboration gain Z_t as the negative test loss of the updated server model at round t , so the larger, the better. More specifically,

$$\begin{aligned} \bar{z}_t &= \mathcal{G}(x_{m,t}, m \in \mathbb{I}_A) = -L(\bar{x}_t, D_{\text{test}}) \\ &\triangleq - \sum_{(\text{input}, \text{output}) \in D_{\text{test}}} \ell(\text{input}, \text{output}; \bar{x}_t), \end{aligned}$$

where ℓ is the cross-entropy loss under the model parameterized by \bar{x}_t . Likewise, the local gain of a client m is defined by

$$z_{m,t} = \mathcal{G}(x_{m,t}) \triangleq -L(x_{m,t}, D_{\text{test}}) \quad (29)$$

$$\triangleq - \sum_{(\text{input}, \text{output}) \in D_{\text{test}}} \ell(\text{input}, \text{output}; x_{m,t}). \quad (30)$$

Notably, the test set only needs to be stored and operated by the server, and the clients only need to access their own historical gains and the server’s gains. We use $\lambda = 0.1$ and $\mathcal{U} : z \mapsto z$ (the identity map) in the experiment.

Results We visualize the learning curves on each dataset in Figures 2, 3, and 4. The model performance is assessed using the top-1 accuracy on the test dataset. We also summarize the best model performance in Tables 5, 6, and 7, respectively.

The following key points can be drawn from the results. Firstly, in comparison with non-incentivized Federated Learning (FL) based on FedAvg, our proposed incentivized FL (denoted as “ICL”) algorithm can deliver a higher and more rapidly increasing model performance (representing Collaboration Gain in our context), as defined in (7). Across all settings—including two types of adversarial attacks, two ratios of adversarial clients, and three datasets—ICL with pricing plan 3 consistently outperforms FedAvg by a significant margin. On the other hand, ICL with pricing plan 1 underperforms, which is expected as it only imposes a mild penalty on laggard/adversarial active clients. The results suggest that it is possible to significantly mitigate the influence of malicious clients by precluding them from participating in an FL round, given that the pricing penalty is sufficiently large. Furthermore, the figures also indicate that the random modification attack poses a more significant threat compared to the label flipping attack, making it particularly difficult for non-incentivized FedAvg to converge.

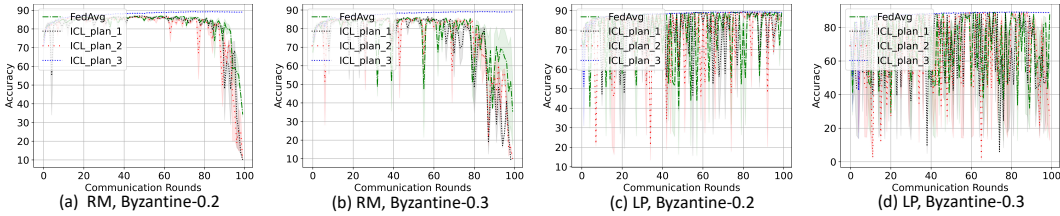


Figure 2: Learning curves of ICL (incorporating three pricing plans) and FedAvg measured by Accuracy, assessed for random modification (RM) label flipping (LP) attacks and two malicious client ratios (0.2 and 0.3), applied to the **FashionMNIST** dataset.

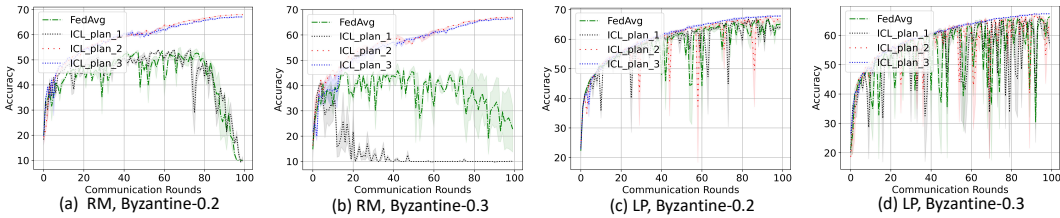


Figure 3: Learning curves of ICL (incorporating three pricing plans) and FedAvg measured by Accuracy, assessed for random modification (RM) label flipping (LP) attacks and two malicious client ratios (0.2 and 0.3), applied to the **CIFAR10** dataset.

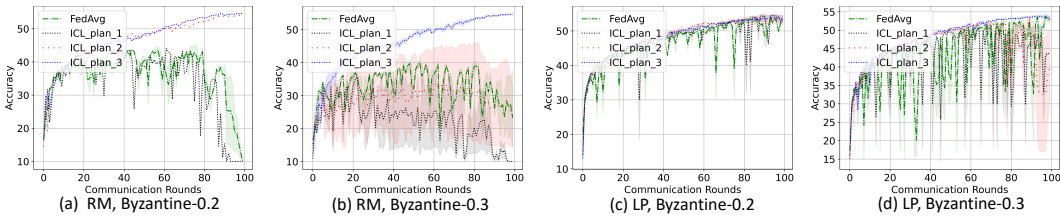


Figure 4: Learning curves of ICL (incorporating three pricing plans) and FedAvg measured by Accuracy, assessed for random modification (RM) label flipping (LP) attacks and two malicious client ratios (0.2 and 0.3), applied to the **CINIC10** dataset.

Table 5: Best model prediction accuracy of ICL (incorporating three pricing plans) and FedAvg measured by Accuracy, assessed for random modification (RM) label flipping (LP) attacks and two malicious client ratios (0.2 and 0.3), applied to the **FashionMNIST** dataset.

Method	Random modification		Label flipping	
	<i>Byzantine-0.2</i>	<i>Byzantine-0.3</i>	<i>Byzantine-0.2</i>	<i>Byzantine-0.3</i>
FedAvg	87.1(0.1)	86.5(0.1)	89.6(0.0)	89.3(0.0)
ICL pricing plan 1	87.2(0.0)	86.4(0.0)	89.5(0.1)	89.0(0.1)
ICL pricing plan 2	87.0(0.0)	86.4(0.3)	89.3(0.1)	89.4(0.2)
ICL pricing plan 3	89.4(0.0)	89.2(0.1)	89.4(0.1)	89.2(0.1)

Table 6: Best model prediction accuracy of ICL (incorporating three pricing plans) and FedAvg measured by Accuracy, assessed for random modification (RM) label flipping (LP) attacks and two malicious client ratios (0.2 and 0.3), applied to the **CIFAR10** dataset.

Method	Random modification		Label flipping	
	<i>Byzantine-0.2</i>	<i>Byzantine-0.3</i>	<i>Byzantine-0.2</i>	<i>Byzantine-0.3</i>
FedAvg	55.7(0.4)	50.1(0.3)	67.3(0.2)	66.9(0.2)
ICL pricing plan 1	54.8(0.2)	42.0(0.9)	67.0(0.4)	66.9(0.3)
ICL pricing plan 2	68.1(0.0)	67.0(0.2)	67.6(0.1)	67.1(0.1)
ICL pricing plan 3	67.1(0.2)	66.4(0.1)	67.9(0.2)	67.4(0.1)

Table 7: Best model prediction accuracy of ICL (incorporating three pricing plans) and FedAvg measured by Accuracy, assessed for random modification (RM) label flipping (LP) attacks and two malicious client ratios (0.2 and 0.3), applied to the **CINIC10** dataset.

Method	Random modification		Label flipping	
	<i>Byzantine-0.2</i>	<i>Byzantine-0.3</i>	<i>Byzantine-0.2</i>	<i>Byzantine-0.3</i>
FedAvg	45.9(0.8)	41.0(0.6)	54.3(0.4)	53.8(0.8)
ICL pricing plan 1	44.1(0.0)	38.6(2.1)	54.4(0.3)	53.9(0.1)
ICL pricing plan 2	54.1(0.0)	41.2(7.8)	55.4(0.8)	54.7(0.6)
ICL pricing plan 3	54.6(0.0)	54.7(0.3)	55.1(0.6)	54.2(0.3)

E ICL for assisted learning

Assisted learning (AL): AL [15] is a decentralized learning framework that enables autonomous organizations to significantly improve their performance by seeking feedback from peers with just a few assistance rounds, without sharing their private models, objectives, or data. Since then, AL has been expanded to encompass a broader range of learning tasks, including supervised learning [17], recommendation systems [78], and multi-task learning [18]. AL has primarily focused on vertically partitioned data, where entities possess data with distinct feature variables collected from the same cohort of subjects. Recently, AL has been extended to support organizations with horizontally partitioned data based on the idea of transmitting model training trajectories, within applications to reinforcement learning [16] (in which the assisting agent has diverse environments) and unsupervised domain adaptation [79] (where the assisting agent possesses supplementary data domains).

In this section, we give a more specific incentivized AL setup and operational algorithm based on the development in Section 3.1 and the parallel assisted learning (PAL) [18] framework.

E.1 Operational algorithm

Review of non-incentivized PAL. The main idea is to let each entity seek assistance from others by iteratively exchanging non-private statistics. Such statistics received by an entity will contain unknown task information deliberately injected by others so that each entity has an incentive to ‘do well.’ In the *training stage* (Stage I), at the first round of assistance, A sends its residual vector to B. Upon receipt of the query, B blends the received vector with some statistics $s_{b,a} \in \mathbb{R}^n$ calculated from its local task, treats it as learning labels, and fits a model. After that, B sends the residual back to A, who will initialize the next round. The above procedure continues until an appropriate stop criterion is triggered. The training stage initialized by A is then completed. After that, B will initialize another training stage by swapping the role with A. After the second training stage is completed, both entities can proceed to the prediction stage.

In the *prediction stage* (Stage II), upon arrival of a new feature vector, A queries the prediction results from B’s local models and combines them with its own to form the final prediction. So does B. Each entity will need to tell how they blend the learned labels to ‘decode’ the faithful prediction values.

Our incentivized PAL protocol. Following Equation (14), each entity i needs to evaluate $(u - c_i)\mu_{i,j} + c_j\mu_{j \leftarrow i}$ at a particular PAL round. We will estimate $\mu_{i,j}$ (respectively $\mu_{j \leftarrow i}$) with the collaboration gain from i, j (respectively the additional gain brought by i to j , at the last round they collaborated. More specifically, $\mu_{i,j}$ is estimated by the reduced prediction loss on a validation dataset for entity i ’s task, comparing the collaborative PAL protocol trained from previous and current rounds. The $\mu_{j \leftarrow i}$ is estimated by the reduced prediction loss comparing the entity i ’s locally trained model and the collaboratively trained PAL protocol at the current rounds.

The pseudocode is summarized in Algorithm 2. More specifically, the PAL training stage consists of multiple rounds. In each round, each of the three entities will decide who to collaborate based on the estimated expected gain. If a pair of entities favors each other, they will form PAL, and the remaining entity learns on its own; otherwise, every entity will learn on its own. The PAL training of any entity can be terminated at the discretion of that entity. This provides flexibility to ensure that any entity can stop appropriately if other participants’ model/data are no longer helpful or its validation performance has reached a plateau. Despite when an entity exits the training stage, it will still be dedicated to working with others in the prediction stage for joint prediction, using its locally learned models.

E.2 Experimental details for incentivized AL

In the experimental studies, we considered the following setup.

Data We consider a real-world clinical dataset MIMIC [80] under PAL setting [18]. We conduct experiments to show our pricing plan can promote mutually beneficial collaboration. We pre-processed MIMIC3 following [81, 82] and obtained a dataset of 6916 patients and 18 variables. We used 35% training, 15% validation, and 50% testing. Suppose there are three divisions/entities that collected various features from the same cohort of patients and have different regression tasks. In particular, Entity 1, 2, and 3 aim to predict the heart rate, the systolic blood pressure, and the length of stay, respectively. We supposed Entity 1 holds the variables of capillary refill rate, diastolic blood

Algorithm 2 Incentivized Parallel Assisted Learning

Input: Entity i ($i \in [3]$) with local task label $y_i \in \mathbb{R}$, local feature variables $x_i \in \mathbb{R}^{d_i}$, concatenated predictor variables (in hindsight) $x \triangleq [x_1, x_2, x_3] \in \mathbb{R}^{d_1+d_2+d_3}$, pricing function $p_i : \Delta z \mapsto c_i \cdot \Delta z$, locally trained model $f_{i,0}$ (without collaboration), blending parameter τ_i for PAL, test loss function L_i , and Utility-Income function $\mathcal{U} : z \mapsto u \cdot z$

Output: Prediction protocol for each entity i represented by $f_{i,t}(x_j, j \in \mathbb{C}_t)$, $t = 1, \dots, T$, where $\mathbb{C}_t \subset [3]$ denotes the set of collaborating entities at round t .

Initialization: Entity i 's initial label $r_i \triangleq y_i - f_{i,0}(x_i)$, $i \in [3]$

Training stage:

for each assistance round $t = 1, \dots, T$ do

for each entity $i \in [3]$ in parallel do

For all $j \neq i$, let $\tau_{i,j,t}$ denotes the most recent round when i, j collaborated by round t (if any) and calculate:

$$q_{i,j,t} \triangleq \begin{cases} (u - c_i) \cdot \mu_{i,j,\tau_{i,j,t}} + c_j \cdot \mu_{j \leftarrow i, \tau_{i,j,t}} & \text{if } i, j \text{ have collaborated in at least one round} \\ \infty & \text{otherwise} \end{cases} \quad (31)$$

Entity i favors $i^* \triangleq \arg \max_{j \neq i} q_{i,j,t}$ – if there are more than one maximum, randomly choose one

if Entity i has collaborated with entity j and $\mu_{i,j,\tau_{i,j,t}} \leq 0$ for all $j \neq i$ then

| Entity i will no longer favor anyone and stop collaborations

end

end

if there exists two entities, say A and B , that favor each other then

| $f_{A,t}, \mu_{A,B}, \mu_{B \leftarrow A}, f_{B,t}, \mu_{B,A}, \mu_{A \leftarrow B} = \text{runPAL}(\text{subject-aligned observations of } (x_A, r_A), (x_B, r_B))$

| $r_A \leftarrow y_A - f_{A,t}(x), r_B \leftarrow y_B - f_{B,t}(x), \mathbb{C}_t \leftarrow \{A, B\}$

end

For each remaining entity, say C , train a local model from (x_C, r_C) to obtain a function $h_{C,t}(x_C)$, and construct a prediction-stage function $f_{C,t}(x) = f_{C,t-1}(x) + h_{C,t}(x_C)$.

end

For each entity, if its validation loss no longer decreases, it will quit the training stage and will be in the prediction stage

runPAL (Entity A's local sample of (x_A, r_A) , entity B's local sample of (x_B, r_B)):

Entities A and B run PAL for one round with (x_a, r_a) and (x_b, r_b) , which result in two local models $h_{A,t}$ and $h_{B,t}$

Entity A obtains a prediction-stage function $f_{A,t}(x) \triangleq f_{A,t-1}(x) + h_{A,t}(x_A) + h_{B,t}(x_B)$

Entity A trains a local model from (x_A, r_A) to obtain a function $\tilde{h}_{A,t}(x_A)$, and construct a a prediction-stage function without collaboration at t : $\tilde{f}_{A,t}(x) = f_{A,t-1}(x) + \tilde{h}_{A,t}(x_A)$.

Entity A evaluates the gains using the empirical expectation over A's local test data (denoted by \mathbb{E}_{test}):

$$\mu_{A,B,t} \triangleq \mathbb{E}_{\text{test}} \{L_A(f_{A,t-1}(x), y_A) - L_A(f_{A,t}(x), y_A)\}, \quad \mu_{A \leftarrow B,t} \triangleq \mathbb{E}_{\text{test}} \{L_A(\tilde{f}_{A,t}(x), y_A) - L_A(f_{A,t}(x), y_A)\}.$$

Repeat the above for entity B

Return: A holds $f_{A,t}, \mu_{A,B,t}, \mu_{B \leftarrow A,t}$, B holds $f_{B,t}, \mu_{B,A,t}, \mu_{A \leftarrow B,t}$

Prediction stage (a future subject whose modality x_i^f is observed by entity $i \in [3]$):

Each entity i will predict with $y_i^f = \sum_{t \in [T]: i \in \mathbb{C}_t} f_{i,t}(x_j, j \in \mathbb{C}_t)$

// **Note:** each entity will only operate on its local data and receive assistance (namely $h_{j,t}(x_j)$) from other entities

pressure, fraction inspired oxygen, heart rate, height, mean blood pressure, oxygen saturation, and respiratory rate; Entity 2 holds the variables of capillary refill rate, diastolic blood pressure, and fraction inspired oxygen. Entity 3 holds the variables of temperature, weight, pH, glucose, Glasgow coma scale total, Glasgow coma scale, eye Glasgow coma scale motor, and Glasgow coma scale

verbal. Each entity will locally use a random forest model with 50 trees and max tree depth 5 in each round. We ran ten times of the experiments and recorded the standard errors, where the randomness comes from the local training and data splitting.

To demonstrate how incentives can help assisted learning, we studied the following three settings. In Setting i ($i = 1, 2, 3$), entity i uses $c_i = 0$, namely it does not pay, while other two entities use $c_j = u = 10$ (following the notation in Algorithm 2). It is expected that in Setting i , entity i will not receive a good assistance from others as it does not incentivize peer entities.

Results The results are summarized in Fig. 5. The results show that for every entity i , its performance curves tends to decrease faster, or gain more, if it provide incentives to other peers. We also summarized the eventual PAL gain of each entity in Table 8. The results show that incentivized PAL can significantly improve upon an entity’s local learning performance (without collaboration).

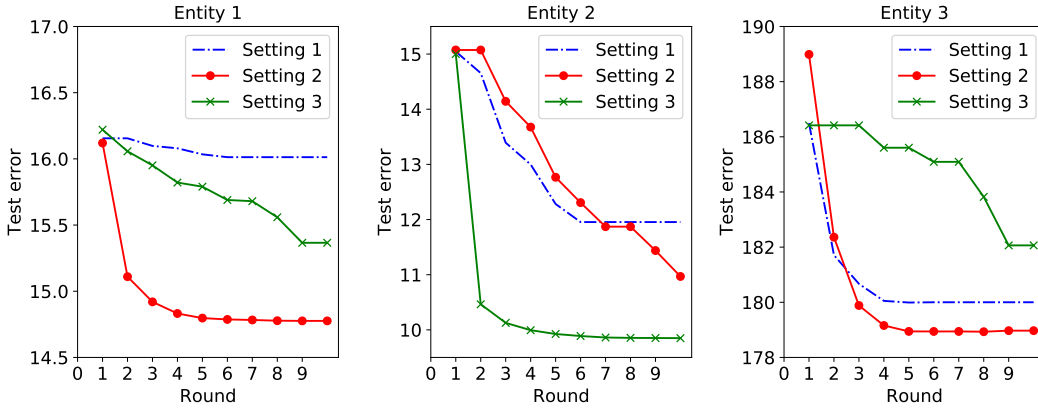


Figure 5: Test performance of each entity in incentivized PAL: test error (measured by quadratic loss) against assistance round in three settings. In Setting i , entity i does not pay, namely $c_i = 0$ following the notation in Algorithm 2.

Table 8: Test performance of each entity after incentivized PAL in three settings.

	Entity 1			Entity 2			Entity 3		
	Setting 1	Setting 2	Setting 3	Setting 1	Setting 2	Setting 3	Setting 1	Setting 2	Setting 3
Incentivized PAL	16.01 (0.05)	14.78 (0.08)	15.37 (0.09)	11.95 (0.51)	10.97 (0.46)	9.85 (0.06)	180.00 (1.16)	178.97 (1.28)	182.06 (2.14)
Local modeling		16.22 (0.04)			15.07 (0.05)			188.99 (1.37)	

F ICL for multi-armed bandit

F.1 Collaborative multi-armed bandit

As a follow-up to our Introduction section, we present another motivating example.

Example 3. An investment team is recruiting strategists. Once recruited, a participating strategist will be selected, following a standard multi-armed bandit selection rule, to realize a reward (e.g., value of a strategy) that will be enjoyed by all the participants. Each strategist will pay a cost or receive a reward to participate in the game. Under a suitable incentive, 1) a top-performing strategist may participate because it will likely be selected and receive collected payment from other participants, 2) a mediocre strategist may participate to enjoy the reward shared by the top strategist at a relatively smaller participation cost, and 3) a laggard strategist may not participate because of an overly high participation cost, which can benefit the collaborative system by reducing the exploration cost in multi-armed bandit.

In the standard Multi-Armed Bandit (MAB) setting, suppose there are M arms, each producing a gain z_i with mean μ_i . The player will select an arm, denoted by i_t , at each round and realize a gain, and its goal is to maximize the expected cumulative reward $\mathbb{E}\{\sum_{t=1}^T z_{i_t}\} = \mathbb{E}\{\sum_{t=1}^T \mu_{i_t}\}$ at any stopping time T . Note that the above i_t 's can be random due to the selection rule. Without loss of generality, we suppose the arms are ordered in such a way that $\mu_1 \geq \dots \geq \mu_M$. We consider the following MAB-inspired collaborative setting, which we refer to as collaborative MAB.

Collaborative MAB: Each arm represents a candidate entity that knows its underlying μ_i but is unaware of others'. In each round, entities decide whether to participate and if so, they may be selected to realize the reward. All participants share the realized reward and pay accordingly. Meanwhile, the coordinator employs a selection scheme to maximize system-level profit.

We will demonstrate some key insights using the collaborative MAB problem. In particular, we will show that the collaboration requires screening at participation and selection stages, so that strong candidates will remain to maximize the collaboration gain, medium candidates will pay to enjoy the gain, and the laggard candidates (with low expected reward) will not participate in the game to avoid potential large costs.

F.2 Application of ICL to the multi-armed bandit

Specifically, we consider the selection rule that each time, the coordinator will select the entity with the largest average realized reward from history with probability $1 - \varepsilon$ and select among the participants uniformly at random with probability ε . We suppose $\mathcal{U}(z) = z$.

Then, the Equilibrium condition in Theorem 1 can be rewritten as

$$\text{Incent}_m : \mathbb{E}\{-c_m + \mu_A\} - \mu_m \geq 0, \quad \text{Incent}_{\text{sys}} : \mathbb{E}\{\lambda c_m + \mu_A - \mu_{A^{(-m)}}\} \geq 0, \quad (32)$$

where A and $A^{(-m)}$ denote respectively the selected active entity/arm from all the participants and that from all the participants excluding m .

Based on the above, we will then focus on the ideal equilibrium scenario where the best-performing arm, namely arm 1, consistently participates and also has the largest empirical reward in history, namely \mathcal{A} equals 1 with probability $1 - \varepsilon$ and any remaining arm with probability $\varepsilon/(|\mathbb{I}_P| - 1)$. Then, we have

$$\mathbb{E}(\mu_A) = (1 - \varepsilon)\mu_1 + \varepsilon \frac{\sum_{i \in \mathbb{I}_P} \mu_i}{|\mathbb{I}_P|}, \quad (33)$$

$$\mathbb{E}(\mu_{A^{(-m)}}) = (1 - \varepsilon)\mu_1 + \varepsilon \frac{\sum_{i \in \mathbb{I}_P^{(-m)}} \mu_i}{|\mathbb{I}_P^{(-m)}|}, \quad \forall m \neq 1, \quad (34)$$

$$\mathbb{E}(\mu_{A^{(-m)}}) - \mathbb{E}(\mu_A) \approx \varepsilon \frac{\bar{\mu}_{\mathbb{I}_P} - \mu_m}{|\mathbb{I}_P|}, \quad (35)$$

where the last equation is an asymptotic approximation for large $|\mathbb{I}_P|$, and $\bar{\mu}_{\mathbb{I}_P} = \frac{\sum_{i \in \mathbb{I}_P} \mu_i}{|\mathbb{I}_P|}$ is the average of μ 's within \mathbb{I}_P . Assume $\lambda > 0$ for now. Taking the above to (32), we obtain the conditions

for the pricing plan:

$$\mathbb{E}\{c_m\} \leq (1 - \varepsilon)\mu_1 + \varepsilon\mathbb{E}\{\bar{\mu}_{\mathbb{I}_p}\} - \mu_m, \quad (36)$$

$$\mathbb{E}\{c_m\} \geq \frac{\varepsilon}{\lambda|\mathbb{I}_p|}(\bar{\mu}_{\mathbb{I}_p} - \mu_m). \quad (37)$$

• Interpretation of (36): Arm m will participate if its expected cost is no larger than the expected additional reward. For large T , we often let ε vanish. In this case, we can further approximate this condition as

$$\mathbb{E}\{c_m\} \leq \mu_1 - \mu_m. \quad (38)$$

• Interpretation of (37): The system will welcome Arm m if its expected payment can overcome its harm in degrading the collaboration reward (as reflected in the term $\bar{\mu}_{\mathbb{I}_p} - \mu_m$). Also, the large λ , the more tolerance of the system to the “laggard” arms. This is intuitive as a large λ means the system’s profit from participation costs outweighs that from the collaboration gain.

Remark 7 (Incentive eliminates the “laggard” candidates). In practice, there may be many laggard or even adversarial arms, meaning that their μ_m ’s are much smaller than $\bar{\mu}_{\mathbb{I}_p}$, that aim to participate to enjoy the gain or harm the system with only a small participation cost. To alleviate this concern, we should design the pricing plan in a way that significantly penalize the laggard arms, so that when they are selected to be active, albeit with a small probability, the overall expected participation cost is very high. With such an incentive design, we aim to achieve the following goals:

- 1) prevent the laggard arms from participating by leveraging their incentives, which can further improve collaboration the collaboration gain,
- 2) encourage the medium-performing arms to participate to enjoy the collaboration gain, which can boost the overall profit, and
- 3) reward the top-performing arms to participate to make sure that they can be consistently selected to be active.

Next, we will exemplify the above insights by studying a specific pricing plan.

Example: Consider the pricing plan

$$c_j = b_0 + b_1 \mathbb{1}_{z_j < \kappa_1} - b_2 \mathbb{1}_{z_j > \kappa_2} \quad (39)$$

where $b_0 \geq 0$ is the baseline price, $b_1 \geq 0$ is the extra price for realizing a reward (if selected) that is less than a threshold κ_1 , and $b_2 \geq 0$ is the reward for realizing a reward that is greater than a threshold κ_2 .

We suppose each arm m knows its distribution of reward z_m and the mean μ_m . Assume $Z_m | \mu_m \sim \mathcal{N}(\mu_m, s^2)$, and let F denote the cumulative distribution function (CDF) of $\mathcal{N}(0, s^2)$. According to (36), arm m ’s condition to participate is

$$\mathbb{E}\{c_m\} \leq (1 - \varepsilon)\mu_1 + \varepsilon\mathbb{E}\{\bar{\mu}_{\mathbb{I}_p}\} - \mu_m,$$

which we approximate with

$$\begin{aligned} & b_0 + b_1 \mathbb{P}(z_m < \kappa_1) - b_2 \mathbb{P}(z_m > \kappa_2) \\ &= b_0 + b_1 F_s(\kappa_1 - \mu_m) - b_2 \mathcal{F}_s(\mu_m - \kappa_2) \\ &\leq (1 - \varepsilon) \max_{j \in [M]} \hat{\mu}_{j,t} + \varepsilon \cdot M^{-1} \sum_{j \in [M]} \hat{\mu}_{j,t} - \mu_m, \end{aligned} \quad (40)$$

where $\hat{\mu}_{j,t}$ is the empirical average reward realized by arm j up to time t .

To compare with the standard non-incentivized MAB, we will consider $\lambda = 0$, namely the system-level profit is simply the cumulative realized rewards. We will show that **with incentive design**, the MAB can attain a cumulative consistently larger that that of a non-incentivized MAB. To that end, we discuss how to choose the pricing plan as parameterized by $\mathbf{b} = [b_0, b_1, b_2]$ and $\boldsymbol{\kappa} = [\kappa_1, \kappa_2]$. They need to satisfy two conditions:

- 1) **Effective incentive:** The arms incentivized to participate must be of high quality (with large means) so that the exploration cost of MAB can be significantly reduced to benefit the cumulative rewards.

In the asymptotic regime where the number of rounds is large and ε tends to zero, condition (40) becomes

$$b_0 + b_1 F_s(\kappa_1 - \mu_m) - b_2 \mathcal{F}_s(\mu_m - \kappa_2) \leq \mu_1 - \mu_m. \quad (41)$$

It can be seen that both the left and right-hand sides are decreasing in μ_m . We will design $\mathbf{b}, \boldsymbol{\kappa}$ such that

$$\mu_m \mapsto \mu_1 - \mu_m - \left\{ b_0 + b_1 F_s(\kappa_1 - \mu_m) - b_2 \mathcal{F}_s(\mu_m - \kappa_2) \right\}, \quad (42)$$

referred to as the *profit-performance function*, is strictly increasing in μ_m . Recall that \mathbb{I}_P is the set of m that meets the condition (41). Therefore, \mathbb{I}_P can be written in the form of

$$\mathbb{I}_P = \{m : \mu_m \geq \mu_{m^*}\} \quad (43)$$

where m^* is such that μ_{m^*} is the smallest among all μ 's that guarantees the condition (41), namely the arms whose underlying μ is above a threshold.

2) **Non-negative balance:** The overall participation cost should be non-negative so that the system does not need to spend extra cost on incentivizing candidate arms.

For this condition to hold, we should have

$$\sum_{m \in \mathbb{I}_P} \{b_0 + b_1 F_s(\kappa_1 - \mu_m) - b_2 \mathcal{F}_s(\mu_m - \kappa_2)\} \geq 0$$

where \mathbb{I}_P is determined by the condition in (43).

We conduct a simulated experiment to demonstrate the insights. We generate M μ 's from a Gaussian distribution, generate z 's from Gaussian distributions centered at the corresponding μ , run T time steps. We choose $M = 50, T = 150$, and hyperparameters $\mathbf{b} = [1, 5, 10], \boldsymbol{\kappa} = [2, 4]$. We record the system's cumulative profit and the participation activities of each arm over 20 random experiments and plot their average in Fig. 6. To show the pricing plan is reasonable, we also visualized the underlying μ 's from one random experiment and its corresponding profit-performance function as defined in (42).

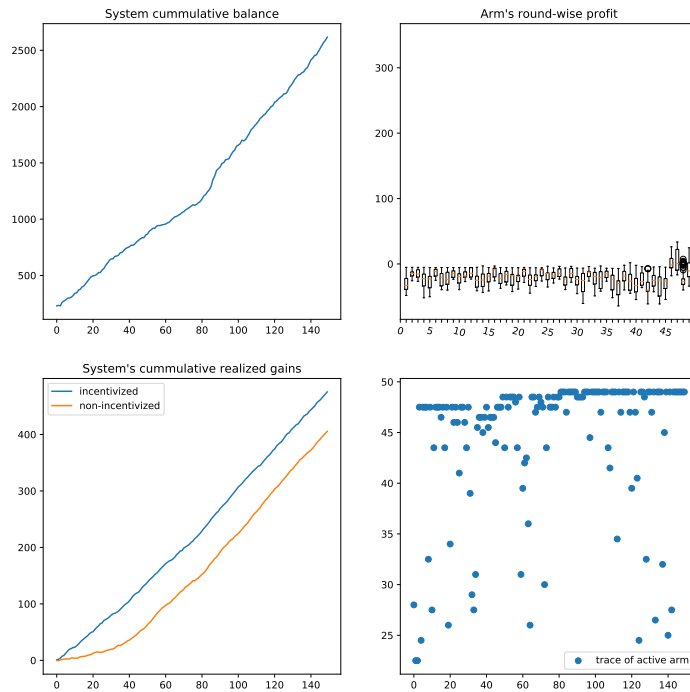


Figure 6: Performance of the incentivized MAB: system's cumulative profit (from participation costs), 50 arms' profit in boxplot, cumulative realized rewards and comparison with nonincentivized game, and trace of selected active arms (larger index, larger performance), averaged over 20 random experiments.

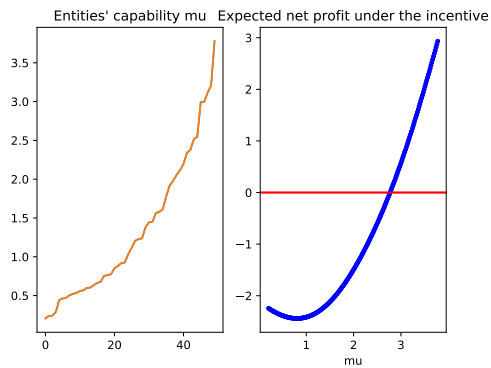


Figure 7: Illustration of a particular incentive ($\mathbf{b} = [1, 5, 10]$, $\boldsymbol{\kappa} = [2, 4]$): an arm's expected net profit by participating the game against its underlying capability (μ). Arms with better performance expect to have positive profits and are therefore incentivized to participate.

G Proofs of theoretical results

G.1 Proof of Proposition 1

Proposition 1 (restatement) Let $\lambda' \triangleq \frac{\lambda-1}{|\mathbb{I}_P|+1}$. The Objective (5) where λ' is replaced with λ is equivalent to maximizing the average social welfare defined by $(\text{PROFIT}_{\text{sys}} + \sum_{m \in \mathbb{I}_P} \text{PROFIT}_m) / (|\mathbb{I}_P| + 1)$.

Proof. According to (2) and (3), and the fact that non-participating candidates have a zero profit from collaboration, we have

$$\begin{aligned}
& \text{PROFIT}_{\text{sys}} + \sum_{m \in \mathbb{I}_P} \text{PROFIT}_m \\
&= \lambda \sum_{m \in \mathbb{I}_P} c_m + \mathcal{U}(z_{\mathbb{I}_A}) + \sum_{m \in \mathbb{I}_P} \mathbb{1}_{m \in \mathbb{I}_P} \cdot (-c_m + \mathcal{U}(z_{\mathbb{I}_A}) - \mathcal{U}(z_m)) \\
&= \lambda \sum_{m \in \mathbb{I}_P} c_m + \mathcal{U}(z_{\mathbb{I}_A}) + \sum_{m \in \mathbb{I}_P} \cdot (-c_m + \mathcal{U}(z_{\mathbb{I}_A}) - \mathcal{U}(z_m)) \\
&= (\lambda - 1) \sum_{m \in \mathbb{I}_P} c_m + (|\mathbb{I}_P| + 1)\mathcal{U}(z_{\mathbb{I}_A}) - \sum_{m \in \mathbb{I}_P} \mathcal{U}(z_m) \\
&= (|\mathbb{I}_P| + 1) \times \left\{ \frac{\lambda - 1}{|\mathbb{I}_P| + 1} \sum_{m \in \mathbb{I}_P} c_m + \mathcal{U}(z_{\mathbb{I}_A}) - \text{const} \right\},
\end{aligned}$$

where $\text{const} = (|\mathbb{I}_P| + 1)^{-1} \sum_{m \in \mathbb{I}_P} \mathcal{U}(z_m)$ is a term that does not depend on the incentive mechanism. Therefore, maximizing the average profit is equivalent to maximizing

$$\frac{\lambda - 1}{|\mathbb{I}_P| + 1} \sum_{m \in \mathbb{I}_P} c_m + \mathcal{U}(z_{\mathbb{I}_A}), \quad (44)$$

which concludes the proof. \square

G.2 Proof of Theorem 1

Theorem 1 (restatement) The condition for a strategy profile $(b_m^*, m \in [M], \mathcal{P}^*, \mathcal{S}^*)$ to attain a Nash equilibrium is

$$\text{Incent}_m : \mathbb{E}\{-c_m + \mathcal{U}(z_{\mathbb{I}_A}) - \mathcal{U}(z_m)\} \geq 0, \quad (45)$$

$$\text{Incent}_{\text{sys}} : \mathbb{E}\{\lambda c_m + \mathcal{U}(z_{\mathbb{I}_A}) - \mathcal{U}(z_{\mathbb{I}_A}^{(-m)})\} \geq 0, \quad (46)$$

if and only if $m \in \mathbb{I}_P$.

Proof. From the perspective each entity m , its expected profit if participating the game is $\mathbb{E}\{-c_m + \mathcal{U}(z_{\mathbb{I}_A}) - \mathcal{U}(z_m)\}$. Thus, conditional on other parties' decisions, entity m will participate if and only if Inequality 45 holds. From the perspective each entity m , from the definition in (3), the additional expected profit of a candidate m participating the game is

$$\mathbb{E}\left\{\lambda \sum_{i \in \mathbb{I}_P} c_i + \mathcal{U}(z_{\mathbb{I}_A})\right\} - \mathbb{E}\left\{\lambda \sum_{i \in \mathbb{I}_P - \{m\}} c_i + \mathcal{U}(z_{\mathbb{I}_A}^{(-m)})\right\} = \mathbb{E}\left\{\lambda c_m + \mathcal{U}(z_{\mathbb{I}_A}) - \mathcal{U}(z_{\mathbb{I}_A}^{(-m)})\right\}. \quad (47)$$

Then, the system's strategy is to welcome a participant m if and only if its expected marginal gain brought by this participant is nonnegative, which leads to Condition 46. \square

G.3 Proof of Theorem 2

Theorem 2 (restatement) Let $\bar{\zeta}_{\mathbb{I}_P}$ and $\bar{x}_{\mathbb{I}_P}$ denote all the participants' average of ζ and weighted average of X , namely

$$\bar{\zeta}_{\mathbb{I}_P} \triangleq \frac{\sum_{i \in \mathbb{I}_P} \zeta_i}{|\mathbb{I}_P|}, \quad \bar{x}_{\mathbb{I}_P} \triangleq \frac{\sum_{i \in \mathbb{I}_P} \zeta_i x_i}{\sum_{i \in \mathbb{I}_P} \zeta_i}. \quad (48)$$

Assume that $\max\{|\zeta_m|, \|\zeta_m x_m\|_\infty\} \leq \tau$ for all $m \in \mathbb{I}_p$ and $\log d/|\mathbb{I}_p| \rightarrow 0$ as $|\mathbb{I}_p| \rightarrow \infty$. Then, the equilibrium Conditions (9) and (10) can be written as

$$\mathbb{E}\{c_m\} \leq \mathbb{E}\left\{(\mathcal{U} \circ \mathcal{G})(\bar{x}_{\mathbb{I}_p} + o_p(1)) - \mathcal{U} \circ \mathcal{G}(x_m)\right\}, \quad (49)$$

$$\lambda \mathbb{E}\{c_m\} \geq \mathbb{E}\left\{(\mathcal{U} \circ \mathcal{G})'(\bar{x}_{\mathbb{I}_p} + o_p(1)) \frac{b_m}{(1 + o_p(1))\rho} \frac{\zeta_m}{K \bar{\zeta}_{\mathbb{I}_p}} (\bar{x}_{\mathbb{I}_p} - x_m)\right\}, \quad (50)$$

where $o_p(1)$ denotes a term whose ℓ_1 -norm converges in probability to zero as $|\mathbb{I}_p|$ goes to infinity.

Proof. By the definition of $z_{\mathbb{I}_A}$ and Taylor expansion, we have

$$\begin{aligned} \mathcal{U}(z_{\mathbb{I}_A}) &= \mathcal{U} \circ \mathcal{G}\left(\frac{\sum_{i \in \mathbb{I}_A} \zeta_i x_i}{\sum_{i \in \mathbb{I}_A} \zeta_i}\right) = \mathcal{U} \circ \mathcal{G}\left(\sum_{i \in \mathbb{I}_p} \frac{B_i \zeta_i x_i}{\sum_{j \in \mathbb{I}_p} B_j \zeta_j}\right), \\ \mathcal{U}(z_{\mathbb{I}_A^{(-m)}}) &= \mathcal{U} \circ \mathcal{G}\left(\sum_{i \in \mathbb{I}_p - \{m\}} \frac{B_i \zeta_i x_i}{\sum_{j \in \mathbb{I}_p - \{m\}} B_j \zeta_j}\right) \\ &= \mathcal{U}(z_{\mathbb{I}_A}) + (\mathcal{U} \circ \mathcal{G})'(\omega_{K,m}) \times \left(\sum_{i \in \mathbb{I}_p - \{m\}} B_i \zeta_i x_i \left(\frac{1}{\sum_{j \in \mathbb{I}_p - \{m\}} B_j \zeta_j} - \frac{1}{\sum_{j \in \mathbb{I}_p} B_j \zeta_j}\right) - \frac{b_m \zeta_m x_m}{\sum_{j \in \mathbb{I}_p} B_j \zeta_j}\right) \\ &= \mathcal{U}(z_{\mathbb{I}_A}) + (\mathcal{U} \circ \mathcal{G})'(\omega_{K,m}) \times \frac{b_m \zeta_m}{\sum_{j \in \mathbb{I}_p} B_j \zeta_j} \left(\frac{\sum_{i \in \mathbb{I}_p - \{m\}} B_i \zeta_i x_i}{\sum_{j \in \mathbb{I}_p - \{m\}} B_j \zeta_j} - x_m\right), \end{aligned} \quad (51)$$

where $\omega_{K,m}$ is on the line connecting

$$\frac{\sum_{i \in \mathbb{I}_p} B_i \zeta_i x_i}{\sum_{j \in \mathbb{I}_p} B_j \zeta_j} \text{ and } \frac{\sum_{i \in \mathbb{I}_p - \{m\}} B_i \zeta_i x_i}{\sum_{j \in \mathbb{I}_p - \{m\}} B_j \zeta_j}. \quad (52)$$

When $K \triangleq |\mathbb{I}_p|$ is large, we will show that both the above terms (and thus $\omega_{K,m}$) will concentrate at $\bar{x}_{\mathbb{I}_p}$ with high probability. Let x_ℓ denote the ℓ -th element of a vector $X \in \mathbb{R}^d$. Using the bound of $\|\zeta_i x_i\|_\infty$, the fact that b_m 's follow independent $B(\rho)$, and Hoeffding's inequality, we have for any small constant $v > 0$,

$$\mathbb{P}\left(\left|\sum_{i \in \mathbb{I}_p} B_i \zeta_i x_{i,\ell} - \rho \sum_{i \in \mathbb{I}_p} \zeta_i x_{i,\ell}\right| \geq v K \tau \bar{\zeta}_{\mathbb{I}_p}\right) \leq 2 \exp(-v^2 \bar{\zeta}_{\mathbb{I}_p}^2 K) \quad (53)$$

for every $\ell = 1, \dots, d$. It follows from the union bound that

$$\mathbb{P}\left(\left\|\sum_{i \in \mathbb{I}_p} B_i \zeta_i x_i - \rho \sum_{i \in \mathbb{I}_p} \zeta_i x_i\right\|_\infty \leq v K \tau \bar{\zeta}_{\mathbb{I}_p}\right) \geq 1 - 2d \exp(-v^2 \bar{\zeta}_{\mathbb{I}_p}^2 K). \quad (54)$$

Likewise, we have

$$\mathbb{P}\left(\left|\sum_{i \in \mathbb{I}_p} B_i \zeta_i - \rho \sum_{i \in \mathbb{I}_p} \zeta_i\right| = \left|\sum_{i \in \mathbb{I}_p} B_i \zeta_i - \rho K \bar{\zeta}_{\mathbb{I}_p}\right| \leq v K \tau \bar{\zeta}_{\mathbb{I}_p}\right) \geq 1 - 2 \exp(-v^2 \bar{\zeta}_{\mathbb{I}_p}^2 K). \quad (55)$$

Taking Inequalities (54) and (55) into (52), we have

$$\begin{aligned} &\left\|\frac{\sum_{i \in \mathbb{I}_p} B_i \zeta_i x_i}{\sum_{j \in \mathbb{I}_p} B_j \zeta_j} - \frac{\rho \sum_{i \in \mathbb{I}_p} \zeta_i x_i}{\rho \sum_{i \in \mathbb{I}_p} \zeta_i}\right\|_\infty \\ &= \left\|\frac{\sum_{i \in \mathbb{I}_p} B_i \zeta_i x_i - \rho \sum_{i \in \mathbb{I}_p} \zeta_i x_i}{\rho K \bar{\zeta}_{\mathbb{I}_p}} + \left(\frac{1}{\sum_{j \in \mathbb{I}_p} B_j \zeta_j} - \frac{1}{\rho K \bar{\zeta}_{\mathbb{I}_p}}\right) \sum_{i \in \mathbb{I}_p} B_i \zeta_i x_i\right\|_\infty \\ &\leq \frac{v K \tau \bar{\zeta}_{\mathbb{I}_p}}{\rho K \bar{\zeta}_{\mathbb{I}_p}} + \frac{v K \tau \bar{\zeta}_{\mathbb{I}_p}}{(\rho K \bar{\zeta}_{\mathbb{I}_p})(\rho K \bar{\zeta}_{\mathbb{I}_p} - v K \tau \bar{\zeta}_{\mathbb{I}_p})} \left(\left\|\rho \sum_{i \in \mathbb{I}_p} \zeta_i x_i\right\|_\infty + v K \tau \bar{\zeta}_{\mathbb{I}_p}\right) \\ &\leq \frac{v \tau}{\rho} + \frac{v \tau}{\rho(\rho - v \tau) K \bar{\zeta}_{\mathbb{I}_p}} (\rho K \tau \bar{\zeta}_{\mathbb{I}_p} + v K \tau \bar{\zeta}_{\mathbb{I}_p}) = \frac{v \tau}{\rho} + \frac{v(\rho + v)\tau^2}{\rho(\rho - v \tau)} \end{aligned} \quad (56)$$

where the last two lines are due to the triangle inequality. From (54), (55), and (56), and the assumption that $\log d/K \rightarrow 0$ as $K \rightarrow \infty$, we can choose $v = (K^{-1} \log d)^{2/3}$ so that $v \rightarrow 0$ and $v^2 \cdot K/\log d \rightarrow \infty$ as $K \rightarrow \infty$, which leads to

$$\frac{\sum_{i \in \mathbb{I}_p} B_i \zeta_i x_i}{\sum_{j \in \mathbb{I}_p} B_j \zeta_j} = \frac{\rho \sum_{i \in \mathbb{I}_p} \zeta_i x_i}{\rho \sum_{i \in \mathbb{I}_p} \zeta_i} + o_p(1) = \bar{x}_{\mathbb{I}_p} + o_p(1), \quad (57)$$

where $o_p(1)$ denotes a term whose ℓ_1 -norm converges in probability to zero. The same result applies to $\frac{\sum_{i \in \mathbb{I}_p - \{m\}} B_i \zeta_i x_i}{\sum_{j \in \mathbb{I}_p - \{m\}} B_j \zeta_j}$.

By a similar argument as above, we have

$$\frac{1}{\sum_{j \in \mathbb{I}_p} B_j \zeta_j} = \frac{1}{\rho K (\bar{\zeta}_{\mathbb{I}_p} + o_p(1))}. \quad (58)$$

Taking (57) and (58) into (51), we conclude the proof. □

G.4 Proof of Proposition 2

Proposition 2 (restatement) Suppose the information transmitted from participant m is the mean and variance of $x_m \in \mathbb{R}$, denoted by μ_m, σ^2 for all $m \in \mathbb{I}_p$. Assume the gain is defined by the quadratic loss $\mathcal{G}(x) \triangleq -\mathbb{E}(X - \mu)^2$, where μ represents the underlying parameter of interest, and the participants' weights ζ_m 's are the same. Assume that $\sigma^2 / (|\mathbb{I}_p| \cdot \max_{m \in \mathbb{I}_p} (\mu_m - \mu)^2) \rightarrow \infty$ as $|\mathbb{I}_p| \rightarrow \infty$. Then, we have $U(q)/U(q^*) \rightarrow_p 1$ as $|\mathbb{I}_p| \rightarrow \infty$.

Proof. By the definition of \mathcal{G} , we have

$$\begin{aligned} \mathcal{G}(x_m, m \in \mathbb{I}_p) &= \mathcal{G}\left(\frac{\sum_{m \in \mathbb{I}_p} b_m x_m}{\sum_{m \in \mathbb{I}_p} b_m}\right) \\ &= -\mathbb{E}\left(\frac{\sum_{m \in \mathbb{I}_p} b_m x_m}{\sum_{m \in \mathbb{I}_p} b_m} - \mu\right)^2 \\ &= -(T_1 + T_2) \end{aligned} \quad (59)$$

where

$$\begin{aligned} T_1 &\triangleq \mathbb{E}\left(\frac{\sum_{m \in \mathbb{I}_p} b_m x_m}{\sum_{m \in \mathbb{I}_p} b_m} - \frac{\sum_{m \in \mathbb{I}_p} b_m \mu_m}{\sum_{m \in \mathbb{I}_p} b_m}\right)^2 \\ &= \mathbb{E}\left(\text{Var}\left(\frac{\sum_{m \in \mathbb{I}_p} b_m x_m}{\sum_{m \in \mathbb{I}_p} b_m} \mid b_m, m \in \mathbb{I}_p\right)\right) \\ &= \mathbb{E}\left(\frac{\sum_{m \in \mathbb{I}_p} b_m^2 \text{Var}(x_m)}{(\sum_{m \in \mathbb{I}_p} b_m)^2} \mid b_m, m \in \mathbb{I}_p\right) \\ &= \mathbb{E}\left(\frac{\sum_{m \in \mathbb{I}_p} b_m \sigma^2}{(\sum_{m \in \mathbb{I}_p} b_m)^2}\right) \\ &= \mathbb{E}\left(\frac{\sigma^2}{\sum_{m \in \mathbb{I}_p} b_m}\right) = \frac{|\mathbb{I}_p|^{-1} \sigma^2}{\sum_{m \in \mathbb{I}_p} b_m} \end{aligned} \quad (60)$$

$$T_2 \triangleq \mathbb{E}\left(\frac{\sum_{m \in \mathbb{I}_p} b_m \mu_m}{\sum_{m \in \mathbb{I}_p} b_m} - \mu\right)^2 \leq \mathbb{E}(\Delta \mu^2). \quad (61)$$

By the Markov inequality, we have

$$\begin{aligned}
\mathbb{P}\left(\left|\frac{\sum_{m \in \mathbb{I}_P} b_m}{|\mathbb{I}_P|} - \rho\right| \geq \varepsilon\right) &= \mathbb{P}\left(\left|\frac{\sum_{m \in \mathbb{I}_P} (b_m - q_m)}{|\mathbb{I}_P|}\right| \geq \varepsilon\right) \\
&\leq \varepsilon^{-2} \mathbb{E}\left|\frac{\sum_{m \in \mathbb{I}_P} (b_m - q_m)}{|\mathbb{I}_P|}\right|^2 \\
&= \varepsilon^{-2} \frac{\sum_{m \in \mathbb{I}_P} q_m(1 - q_m)}{|\mathbb{I}_P|^2} \\
&\leq \varepsilon^{-2} \frac{1}{4|\mathbb{I}_P|} \rightarrow 0
\end{aligned}$$

as $|\mathbb{I}_P| \rightarrow \infty$. Therefore, based on (60), (61), and the assumption that $|\mathbb{I}_P|^{-1}\sigma^2 \gg \Delta\mu^2$, T_1 will asymptotically dominate T_2 and

$$\frac{\mathcal{G}(x_m, m \in \mathbb{I}_A)}{(\rho|\mathbb{I}_P|)^{-1}\sigma^2} \rightarrow_p 1 \quad (62)$$

as $|\mathbb{I}_P| \rightarrow \infty$. Since the denominator in (62) does not depend on the particular q introduced in (11), we conclude the proof. \square

G.5 Proof of Theorem 3

We consider a more general setting. Let $p_i(\Delta z)$ denote the price i is willing to pay for any additional gain of Δz . The actual gain entity i will pay in a collaboration, say with j , is denoted by $C_{i \leftarrow j} \triangleq p_i(z_{i,j} - z_i) - p_j(z_{j,i} - z_j)$. Let $\mu_i = \mathbb{E}\{z_i\}$ and $\mu_{i,j} = \mathbb{E}\{Z\}_{i,j}$ for all $i, j \in [M]$. For all i, j , let $\mu_{i \leftarrow j} \triangleq \mu_{i,j} - \mu_i$ denote the expected additional gain bought by entity i to j .

Theorem 3 (restatement) Suppose $p_i(\Delta z) = c_i \cdot \Delta z$ for all $i \in [M]$ and $\mathcal{U}(z) = u \cdot z$. Then, there exists a consensus on collaboration if and only if there exist two entities, say $i, j \in [M]$, such that

$$\mathbb{E}\{\mathcal{U}(z_{i,j}) - C_{i \leftarrow j}\} \geq 0. \quad (63)$$

In the linear case, the above conditions became

$$\begin{aligned}
(u - c_i)\mu_{i,j} + c_j\mu_{j \leftarrow i} &\geq (u - c_i)\mu_{i,k} + c_k\mu_{k \leftarrow i}, \\
(u - c_j)\mu_{j,i} + c_i\mu_{i \leftarrow j} &\geq (u - c_j)\mu_{j,k} + c_k\mu_{k \leftarrow j},
\end{aligned}$$

for all $k \neq i, j$.

Proof. Based on the setup, the expected profit of an entity i will be the sum of the profit converted from PAL gain minus the paid cost. We let $\text{PROFIT}_{i \leftarrow j}$ and $z_{i,j}$ respectively denote the PROFIT_i and the collaboration gain Z generated from the PAL formed by entities i and j . Then, we have

$$\text{PROFIT}_{i \leftarrow j} \triangleq \mathbb{E}\{\mathcal{U}(z_{i,j}) - C_{i \leftarrow j}\}. \quad (64)$$

For entity i to favor j over others, we have

$$\text{PROFIT}_{i \leftarrow j} \geq \text{PROFIT}_{i \leftarrow k}, \quad \forall k \neq i, j, \quad (65)$$

which, according to (64), implies that

$$\mathbb{E}\{\mathcal{U}(z_{i,j})\} - \mathbb{E}\{C_{i \leftarrow j}\} \geq \mathbb{E}\{\mathcal{U}(z_{i,k})\} - \mathbb{E}\{C_{i \leftarrow k}\}, \quad \forall k \neq i, j. \quad (66)$$

Likewise, for entity j to favor i over others, we have

$$\mathbb{E}\{\mathcal{U}(z_{j,i})\} - \mathbb{E}\{C_{j \leftarrow i}\} \geq \mathbb{E}\{\mathcal{U}(z_{j,k})\} - \mathbb{E}\{C_{j \leftarrow k}\}, \quad \forall k \neq i, j. \quad (67)$$

Finally, for entity i to have a non-negative profit so that it will participate in the collaboration, we have

$$\mathbb{E}\{\mathcal{U}(z_{i,j})\} - \mathbb{E}\{C_{i \leftarrow j}\} \geq 0. \quad (68)$$

These proves the first part of the theorem.

With the linear assumption of p_i 's, we have

$$\mathbb{E}\{\mathcal{U}(z_{i,j})\} - \mathbb{E}\{C_{i \leftarrow j}\} = u\mu_{i,j} - \{c_i(\mu_{i,j} - \mu_i) - c_j(\mu_{i,j} - \mu_j)\} \quad (69)$$

$$= (u - c_i + c_j)\mu_{i,j} + c_i\mu_i - c_j\mu_j, \quad (70)$$

and similarly for other subscripts. Thus, it can be calculated that Inequalities (66) and (67) can reduce to

$$\begin{aligned} (u - c_i)(\mu_{i,j} - \mu_{i,k}) + c_j\mu_{j \leftarrow i} - c_k\mu_{k \leftarrow i} &\geq 0, \\ (u - c_j)(\mu_{j,i} - \mu_{j,k}) + c_i\mu_{i \leftarrow j} - c_k\mu_{k \leftarrow j} &\geq 0, \quad \forall k \neq i, j. \end{aligned}$$

Also, Inequality (68) reduces to

$$u\mu_{i,j} - c_i\mu_{i \leftarrow j} + c_j\mu_{j \leftarrow i} \geq 0. \quad (71)$$

These conclude the proof. \square

G.6 Proof of Theorem 4

Theorem 4 (restatement) Assume \mathcal{U} is a pre-specified nondecreasing function. Consider the pricing plan in (15) where C can be any non-negative and non-decreasing function. Let $\mu_m \triangleq \mathbb{E}_{\mathcal{P}_m^*}\{\mathcal{U}(z_m)\}$ be the expected gain of participant m when active, $m \in [K]$. The necessary and sufficient condition for reaching a pricing consensus is the existence of a participant, say participant 1, that satisfies

$$\mu_1 - u_j \geq \mathbb{E}_{\mathcal{P}_1^*}\{C(z_1)\} + \mathbb{E}_{\mathcal{P}_j^*}\{(K-1)C(z_j)\} \quad (72)$$

for all $j \neq 1$. In particular, assume the linearity $\mathcal{U}(z) \triangleq u \cdot z$ and $C(z) = c \cdot z$. Inequality (72) is equivalent to

$$c \leq \min_{j \neq 1} \frac{u \cdot (\mu_1 - \mu_j)}{\mu_1 + (K-1)\mu_j}.$$

Proof. The necessary and sufficient conditions for participant 1 to be active with consensus are: 1) from the system's perspective, participant 1 can maximize the expected collaboration gain; 2) from participant 1 perspective, its expected profit serving as an active participant is better than that of serving as non-active participant; from other participants' perspectives, the expected earn of being active is no better than being active. Specifically, we have the following conditions:

Perspective of collaboration gain 1 :

$$\mathbb{E}_{\mathcal{P}_1^*}\{\mathcal{G}(z_1)\} \geq \mathbb{E}_{\mathcal{P}_j^*}\{\mathcal{G}(z_j)\}, \quad \forall j \neq 1 \quad (73)$$

Perspective of Participant 1 :

$$\mathbb{E}_{\mathcal{P}_1^*}\{(K-1)C(z_1) + \mathcal{G}(z_1)\} \geq \mathbb{E}_{\mathcal{P}_j^*}\{-C(z_j) + \mathcal{G}(z_j)\}, \quad \forall j \neq 1 \quad (74)$$

Perspective of Participant $j \neq 1$:

$$\mathbb{E}_{\mathcal{P}_1^*}\{-C(z_1) + \mathcal{G}(z_1)\} \geq \mathbb{E}_{\mathcal{P}_j^*}\{(K-1)C(z_j) + \mathcal{G}(z_j)\}. \quad (75)$$

Here, Inequality (73) states that if there exists an active participant with consensus, it must achieve the maximal collaboration gain. Inequality (75) is equivalent to Inequality (72). By the assumption of non-negativeness of C , Inequality (75) implies Inequality (73), which further implies Inequality (74). This proves the first part of the theorem.

In particular, assuming $\mathcal{G}(z) = g \cdot z$ and $C(z) = c \cdot z$, Inequality (75) can be equivalently written as

$$-c\mu_1 + g\mu_1 \geq \max_{j \neq 1} \{(K-1)c\mu_j + g\mu_j\}, \quad (76)$$

which can be equivalently written as

$$c \leq \min_{j \neq 1} \frac{g \cdot (\mu_1 - \mu_j)}{\mu_1 + (K-1)\mu_j}. \quad (77)$$

This concludes the proof. \square