

The Search for Stability: Learning Dynamics of Strategic Publishers with Initial Documents*

Omer Madmon[†], Idan Pipano[‡], Itamar Reinman[§], Moshe Tennenholtz[¶]

May 21, 2024

Abstract

We study a game-theoretic information retrieval model in which strategic publishers aim to maximize their chances of being ranked first by the search engine while maintaining the integrity of their original documents. We show that the commonly used Probability Ranking Principle (PRP) ranking scheme results in an unstable environment where games often fail to reach pure Nash equilibrium. We propose two families of ranking functions that do not adhere to the PRP principle. We provide both theoretical and empirical evidence that these methods lead to a stable search ecosystem, by providing positive results on the learning dynamics convergence. We also define the publishers' and users' welfare, demonstrate a possible publisher-user trade-off, and provide means for a search system designer to control it. Finally, we show how instability harms long-term users' welfare.

1 Introduction

The rapid advancement of information retrieval systems, exemplified by search engines such as Google and Bing, and recommendation systems such as YouTube and Spotify, has reshaped how users interact with the vast digital information landscape. Central to their function is ad-hoc retrieval: ranking documents within a corpus according to their relevance to a user's query. A key phenomenon in such ecosystems is strategic behaviors from content providers, who modify their web content to improve their ranking in search results, a practice known as search engine optimization (SEO). Such strategies can significantly influence the quality of search results and the user's experience. This phenomenon has garnered substantial attention, and game-theoretic tools have been increasingly applied to analyze it. Since a ranking scheme induces a game, the task of choosing a ranking scheme is essentially a task of mechanism design, a central field in game theory.

*Equal authors contribution.

[†]Faculty of Data and Decision Sciences, Technion - Israel Institute of Technology, omermadmon@campus.technion.ac.il

[‡]Faculty of Data and Decision Sciences, Technion - Israel Institute of Technology, idan.pipano@campus.technion.ac.il

[§]Faculty of Data and Decision Sciences, Technion - Israel Institute of Technology, itamarr@campus.technion.ac.il

[¶]Faculty of Data and Decision Sciences, Technion - Israel Institute of Technology, moshet@technion.ac.il

One key challenge regarding these ranking-induced games is the design of *stable ranking mechanisms*, under which natural dynamics of content providers (hereafter, publishers) converge to a stable state, in which no publisher is willing to modify her content given the other publishers’ content. This stable state is widely known as *Nash equilibrium*, and one popular family of learning dynamics is the class of *better response dynamics*, which assumes that at each round one publisher modifies her content, in a way that increases her utility compared to the previous round. Note that this minimal assumption captures a wide range of behavioral patterns that are likely to be observed in practice.

Our work provides the first study and results on stable ranking functions for search and exposure-based recommendation systems, in a model that captures the realistic assumptions as in the recent literature. We adopt a framework that models the strategy space of publishers (the documents they create) as a continuous embedding space, distinguishes between publishers’ and users’ welfare, and accounts for publishers’ initial documents, which can be thought of as preferred content that the publishers aim to maintain some level of integrity to. Within this model, we study the convergence of better response dynamics under different ranking schemes.

We provide a negative result on the stability of the widely used Probability Ranking Principle (PRP), a principle that states that documents should be ranked in order of decreasing probability of relevance to the user [Rob77]. We then introduce two alternative ranking schemes, the softmax ranking function (also discussed in [HKJ+22]) and the linear ranking function. For the latter, we prove the convergence of any better response dynamics to a stable state using a potential function argument. Subsequently, we empirically demonstrate how the instability of the PRP ranking function harms its performance in relation to the performance of the two ranking functions we suggest. While indeed there are no theoretical guarantees for the softmax function, we empirically show it is stable and hence manages to surpass the PRP in terms of users’ welfare. In addition, we show an inherent trade-off between publishers’ welfare and users’ welfare and provide a means for a system designer to control it.

Note that in practice, a search engine designer is typically interested in a ranking scheme that guarantees the convergence of actual dynamics induced by strategic modification of content in the text space. While the structure of such dynamics is unknown, a stronger approach we adopt is to design a ranking scheme that guarantees the convergence of *any* better response dynamics. This approach in particular ensures the convergence of any real-life dynamics.

1.1 Related work

Our work lies in the intersection of game theory, economics, and machine learning. There is extensive literature on strategic and societal aspects of machine learning, such as classification and segmentation of strategic individuals [HMPW16, NST18, LR22, NGTCR22], fairness in machine learning [CKLV17, ABV21, BPST21], and recommendation systems design [BPT18, BPGRT19, BBPLBT20, MCBP+20]. Specifically, we contribute to the study of learning dynamics within machine learning, data-driven environments, and

ad auctions [CB98, FS99, MPRJ10, CDE⁺14].

In this work, we study a game-theoretic model of the search (or more generally, recommendation) ecosystem, in which strategic content providers compete to maximize impressions and visibility. [BBTK15, BTK17] showed that the widely used PRP ranking scheme of [Rob77] leads to sub-optimal social welfare, and demonstrated how introducing randomization into the ranking function can improve social welfare in equilibrium. [RRTK17] provided both theoretical and empirical analysis of a repeated game, and revealed a key strategy of publishers: gradually changing their documents to resemble those ranked highest in previous rounds. [BPRT19] studies better-response dynamics in a publishers’ game in which the strategy space is modeled as a finite set of ”topics”. [KT22] advocates for the devising of ranking functions that are optimized not only for short-term relevance effectiveness but also for long-term corpus effects.

While these works rely on representing documents as a finite set of ”topics”, a more recent line of work takes a different modeling assumption of representing content as a continuous, high-dimensional space. [HKJ⁺22] studies both PRP and softmax-based ranking functions, but does not incorporate initial documents, which are crucial in our analysis. [JGS23] studies a model similar to [HKJ⁺22] but incorporates also quality constraints - the publisher’s cost is a function of the document’s norm. This is a private case of our model, in which all publishers have the same initial document. Our model generalizes by assuming publishers’ optimal documents may be different, which is a rather realistic scenario. Additionally, none of these papers study learning dynamics or their convergence.

Closest to our work, [YLS⁺24] also studies the design of stable recommendation mechanisms under similar modeling analysis as in our paper. However, their work concerns the design of a reward mechanism (which can be seen as designing the ranking and payments jointly), while in our model the designer can only determine the exposure of each publisher, without being able to transfer money.

All proofs supporting the theoretical results presented in this paper are provided in Appendix F.

2 Preliminaries

In this section, we provide some standard definitions and results from the field of game theory. We start with the definition of a **game**:

Definition 1. *A game is a tuple $(N, (X_i)_{i \in N}, (u_i)_{i \in N})$, where $N := \{1, \dots, n\}$ is the set of players, and for each player $i \in N$, X_i is the set of actions. The set $X := X_1 \times \dots \times X_n$ is called the set of pure strategy profiles. Each player $i \in N$ has a utility function $u_i : X \rightarrow \mathbb{R}$.*

In the sequel, we assume that X_i is a compact and convex set and that u_i is a bounded function. We also assume that all players are rational, in the sense that each player attempts to maximize her own utility. Each player’s utility depends not only on her action but also on the actions taken by all other players. We denote by $X_{-i} := X_1 \times \dots \times X_{i-1} \times X_{i+1} \times \dots \times X_n$ the set of all pure strategy profiles of all players

but player i , and use the notation of $x_{-i} \in X_{-i}$ to denote such a strategy profile of everyone but i . An important concept is the concept of ε -**better response**.

Definition 2. Given a strategy profile $x_{-i} \in X_{-i}$ of all players but i and actions $x_i, x'_i \in X_i$ of player i , we call x'_i an ε -better response than x_i with respect to x_{-i} if $u_i(x'_i, x_{-i}) > u_i(x_i, x_{-i}) + \varepsilon$.

The notion of ε -best response allows defining the solution concept of an ε -**pure Nash equilibrium**: a pure strategy profile from which no player can improve her utility by more than ε by deviating (i.e., changing her actions given all other players' actions are fixed).

Definition 3. A pure strategy profile $x \in X$ is called an ε -pure Nash equilibrium (ε -PNE), if for every player $i \in N$, **no** x'_i is an ε -better response than x_i with respect to x_{-i} .

For $\varepsilon = 0$, 0-better response and 0-PNE are called better response and PNE, respectively. A PNE is often considered a stable state of a game [BPT18]. When players apply the concept of ε -better response we get the following type of dynamics:

Definition 4. An ε -**better response dynamics** is a sequence of profiles $\{x^{(t)}\}_{t=1}^{\infty} \subseteq X$ such that in each timestep t , either $x^{(t-1)}$ is an ε -PNE and $x^{(t)} = x^{(t-1)}$, or there is a single deviator $i \in N$ such that $x_{-i}^{(t)} = x_{-i}^{(t-1)}$ and $x_i^{(t)}$ is an ε -better response than $x_i^{(t-1)}$ with respect to $x_{-i}^{(t-1)}$. We say such a dynamics has **converged** if there exists a timestep T such that $x^{(T)}$ is an ε -PNE.

Another class of games, which will be of interest in this paper, is the class of **potential games**.

Definition 5. [MS96] A game G is called a potential game if there exists a potential $\phi : X \rightarrow \mathbb{R}$, such that for any $i \in N, x_{-i} \in X_{-i}, x'_i, x''_i \in X_i$:

$$\phi(x'_i, x_{-i}) - \phi(x''_i, x_{-i}) = u_i(x'_i, x_{-i}) - u_i(x''_i, x_{-i}) \quad (1)$$

That is, in a potential game, a single function ϕ "captures" the incentives of all the players. It is straightforward that any potential maximizer is a PNE. Moreover, [MS96] shows a significant result:

Theorem 1. [MS96] Let G be a potential game and let $\varepsilon > 0$. Then, G possesses at least one ε -PNE, and any ε -better response dynamics in G converges.

Another important concept is the concept of a **strictly dominant strategy**, a strategy which is the best choice for a player regardless of the strategies chosen by other players. The significance of strictly dominant strategies lies in their stability and predictability.

Definition 6. A strategy $x_i \in X_i$ is a strictly dominant strategy for player $i \in N$ if $\forall x_{-i} \in X_{-i}, x'_i \in X_i$, $u_i(x_i, x_{-i}) > u_i(x'_i, x_{-i})$.

3 The model

We start by defining the model of a publishers' game. A publishers' game consists of n publishers (players), each can provide content in the continuous k -dimensional space $[0, 1]^k$, where distance between documents is measured by some continuous semi-metric¹ d . Each publisher i has a preferred content type (or: initial document), denoted by $x_0^i \in [0, 1]^k$. We denote by $x^* \in [0, 1]^k$ the information need representation in the feature space. The term x^* can refer to a particular query or topic in the search environment.² In our model, the information need is represented in the same embedding space as the documents, inspired by BERT rankers and dense retrieval models (e.g., [QXLL19, ZML+20, ZLRW22]). The search engine uses a ranking function r to determine the documents' ranking. We assume that r is oblivious, meaning it is independent of the publishers' identities. Formally:

Definition 7. A *publishers' game* G is a tuple $(N, k, \lambda, d, (x_0^i)_{i \in N}, x^*, r)$, where:

- $N := \{1, 2, \dots, n\}$ is the set of publishers, with $n \geq 2$;
- k is the embedding-space dimension of documents;
- $X_i := [0, 1]^k$ is the set of publisher i 's possible actions;
- $\lambda > 0$ is the factor of the cost for providing content that is different from the initial document;
- $d : [0, 1]^k \times [0, 1]^k \rightarrow \mathbb{R}_+$ is a continuous semi-metric satisfying $\forall x, y : d(x, y) \leq 1$,³
- $x_0^i \in X_i$ is publisher i 's initial document;
- $x^* \in [0, 1]^k$ is the information need;
- $r : X \rightarrow \Delta^n$ is a ranking function, that might depend on the information need x^* .

The ranking function r determines the distribution over the winning publishers given a strategy profile $x \in X$, with the interpretation that $r_i(x)$ is the probability of publisher i being ranked first by r under the strategy profile x . This modeling assumption is motivated by the empirical evidence that users usually prefer to reformulate their query rather than searching beyond the first retrieved result, e.g. [BSKC13, LW16, JGP+17]. We abuse the notation and denote $d^*(x_i) := d(x_i, x^*)$ and $d_i^0(x_i) := d(x_i, x_0^i)$. We also define the function $\vec{d}^* : X \rightarrow [0, 1]^n$ as $\vec{d}_i^*(x) := d^*(x_i)$. The utility of publisher i under the profile x is defined to be:

$$u_i(x) := r_i(x) - \lambda d_i^0(x_i) \tag{2}$$

¹A semi-metric is a function that satisfies all the axioms of a metric, with the possible exception of the triangle inequality. This allows for a wider variety of functions, including the squared Euclidean distance.

²Alternatively, when considering a recommender system that places items (documents) and users in the same latent space, x^* can be thought of as a representative user.

³This is without loss of generality, as for any distance function that does not satisfy $\max_{x,y} d(x,y) \leq 1$, one can simply divide it by the maximal distance.

That is, the utility of publisher i is the probability of winning minus the cost of providing content that differs from her initial document. We now define the **publishers' welfare** $\mathcal{U}(x)$ and the **users' welfare** $\mathcal{V}(x)$, which will henceforth be referred to collectively as **welfare measures**. The publishers' welfare is the sum of the publishers' utilities, while the users' welfare is the expected relevance of the first-ranked document, where we quantify the relevance of a document x_i by $1 - d^*(x_i)$.

$$\mathcal{U}(x) := \sum_{i=1}^n u_i(x) = 1 - \lambda \sum_{i=1}^n d_i^0(x_i) \quad (3)$$

$$\mathcal{V}(x) := \sum_{i=1}^n (1 - d^*(x_i)) \cdot r_i(x) = 1 - \sum_{i=1}^n d^*(x_i) \cdot r_i(x) \quad (4)$$

4 Ranking functions and learning dynamics

4.1 The PRP ranking function

The Probability Ranking Principle (PRP) [Rob77] is a key principle in information retrieval, which forms the theoretical foundations for probabilistic information retrieval. The principle says that documents should be ranked in decreasing order of the probability of relevance to the information need expressed by the query. In our model, the analogous principle means that the document that is the closest to the information need should always be ranked first by the ranking function. We begin with formally defining the PRP ranking function in our model:

Definition 8. *The **PRP ranking function**, denoted by r^* , is the ranking function defined as follows:*

$$r_i^*(x) := \frac{1}{|\mu(x)|} \cdot \mathbb{1}_{i \in \mu(x)} \quad (5)$$

where $\mu(x) := \operatorname{argmin}_{i \in N} d^*(x_i)$ is the set of all publishers providing the closest content to the information need x^* .

Note that the PRP yields optimal short-term retrieval in the sense that it maximizes the users' welfare $\mathcal{V}(x)$ for a fixed strategy profile x . However, its discontinuity induces unstable ecosystems, in which there might not exist a PNE. This instability causes sub-optimal long-term effects, as we show later.

Observation 1. *Let $k \in \mathbb{N}$ and let G be a publishers' game with $n = 2$, $\lambda > \frac{1}{2}$, $d(x, y) = \frac{1}{k} \|x - y\|_2^2$, $r = r^*$, $x_0^1 = x_0^2 = \vec{0}_k$ and $x^* = \vec{1}_k$. Then, G possesses no PNE.*

The presence of a PNE holds significant importance for search engine designers (Appendix A discusses the PNE as a relevant solution concept in our context). We now turn to suggest two other ranking function families, which will be shown (either theoretically or empirically) to be stable in terms of PNE existence and ε -better response dynamics convergence.

4.2 The softmax ranking functions

Note that the discontinuity of the PRP, which leads to its instability, is caused by the discontinuity of the argmax function.⁴ Hence, a natural way to construct a smooth version of the PRP would be to replace argmax with its well-known smooth variant - the softmax function,⁵ denote by σ^β .

Definition 9. The *softmax* ranking function with inverse temperature constant $\beta > 0$, denoted by \tilde{r}^β , is the ranking function defined as follows:

$$\tilde{r}^\beta := \sigma^\beta \circ (-\vec{d}^*) \quad (6)$$

Note that as $\beta \rightarrow \infty$, $\tilde{r}^\beta \rightarrow r^*$. This further explains the intuition behind the usage of the softmax function in our context and shows that β is a means to control how closely \tilde{r}^β aligns with the PRP. The softmax ranking functions are all members of the following ranking functions family:

Definition 10. We say a ranking function r is **proportional** if there exists a continuously differentiable function $g : [0, 1] \rightarrow \mathbb{R}_{++}$ such that

$$r_i(x) = \frac{g(d^*(x_i))}{\sum_{j=1}^n g(d^*(x_j))} \quad (7)$$

The proportional condition is an intuitive way to construct a function whose image is contained in the simplex Δ^n . We say a ranking function r **induces** a potential game if any publishers' game with r is a potential game.

Theorem 2. Except for the uniform ranking function $r_i \equiv \frac{1}{n}$, there exists no proportional ranking function that induces a potential game.

Theorem 2 implies in particular that the softmax ranking function does not induce a potential game. This negative result motivates the study of linear ranking functions, presented hereinafter.

4.3 The linear ranking functions

We begin by defining the linear relative relevance, which is the difference between the average distance of all other publishers from x^* and the distance of publisher i from x^* .

Definition 11. Let $x \in X$ be a strategy profile in a publishers' game. The **linear relative relevance** of document (or publisher) $i \in N$ with respect to x is:

$$\nu_i(x) := \frac{1}{n-1} \left(\sum_{j \in N \setminus \{i\}} d^*(x_j) \right) - d^*(x_i) \quad (8)$$

Note that player i 's linear relative relevance increases as she becomes more relevant to the information need (minimizes $d^*(x_i)$) and decreases as any other publisher does so. A natural way to construct a ranking

⁴It is actually the argmin that is used by the PRP, but $\operatorname{argmin}_{i \in N} d^*(x_i) = \operatorname{argmax}_{i \in N} \{-d^*(x_i)\}$.

⁵The softmax function with inverse temperature constant $\beta > 0$ is the function $\sigma^\beta : \mathbb{R}^n \rightarrow \Delta^n$ given by $\sigma_i^\beta(y) := \frac{e^{\beta y_i}}{\sum_{j=1}^n e^{\beta y_j}}$.

function using ν would be expressions like $\hat{r}_i^{a,b}(x) := a \cdot \nu_i(x) + b$. Importantly, $\sum_{i=1}^n \nu_i \equiv 0$. Hence b must equal $\frac{1}{n}$ for the image of $\hat{r}^{a,b}$ to be in Δ^n . Further note that $\nu_i(x)$ might get the value -1 so we must have $a \leq \frac{1}{n}$ to ensure $a \cdot \nu_i(x) + \frac{1}{n} \geq 0$. Lastly, since a publisher with high ν_i should get more exposure, $a \leq 0$ would not be plausible. This gives rise to the following definition:

Definition 12. *The **linear** ranking function with slope $a \in (0, \frac{1}{n}]$, denoted by \hat{r}^a , is the ranking function defined as follows:*

$$\hat{r}_i^a(x) := a \cdot \nu_i(x) + \frac{1}{n} \quad (9)$$

Importantly, all linear ranking functions induce a potential game:

Theorem 3. *Let $a \in (0, \frac{1}{n}]$. \hat{r}^a induces a potential game, and the following is a potential function:*

$$\hat{\phi}(x) = - \sum_{i=1}^n (a \cdot d^*(x_i) + \frac{1}{n} + \lambda d_i^0(x_i)) \quad (10)$$

The following result follows from Theorem 1 and from the continuity of $\hat{\phi}$:

Corollary 1. *Let $a \in (0, \frac{1}{n}]$. Any publishers' game with $r = \hat{r}^a$ has at least one PNE. Moreover, for any $\varepsilon > 0$, any ε -better response dynamics converges.*

This result has major implications on the stability of the ecosystem. Specifically, if *any* ε -better response dynamics converges, then, in particular, *any* real-life better response dynamics converges. The result regarding learning dynamics convergence does not require full information of the initial documents of all players, but only assumes each player knows her initial document and the information need. Note that whenever d is strictly biconvex, i.e. $d(x, y)$ is strictly convex in x for any fixed y and vice versa (which is the case for semi-metrics like squared Euclidean norm), $\hat{\phi}$ is strictly concave. Together with the unique structure of the linear ranking functions, this allows the derivation of the following:

Theorem 4. *Let $a \in (0, \frac{1}{n}]$. If d is strictly biconvex, then any publishers' game with $r = \hat{r}^a$ has a unique PNE and the equilibrium strategies are strictly dominant strategies.*

The theorem shows that whenever d is strictly biconvex, not only that the linear ranking functions possess the strong behavioral property that any ε -better response learning dynamics converges, the resulting strategies are strictly dominant strategies for the publishers. From now on, we focus our theoretical analysis on $\hat{r} := \hat{r}^{\frac{1}{n}}$. The choice $a = \frac{1}{n}$ is rather natural, as increasing the slope incentivizes the creation of content relevant to users. Similar analysis can be made for other slopes. The following Lemma characterizes the unique equilibrium point in the case of the squared Euclidean semi-metric. See Appendix B for equilibrium analysis with L_2 norm.

Lemma 1. *Any publishers’ game with $r = \hat{r}$ and $d(x, y) = \frac{1}{k} \|x - y\|_2^2$ has a unique PNE, x^{eq} , given by $x_i^{eq} = \frac{x^* + \lambda n x_0^i}{1 + \lambda n}$. Moreover, x_i^{eq} is a strictly dominant strategy for any publisher $i \in N$.⁶*

Note that the equilibrium strategy of each publisher is a weighted average of her initial document and x^* . The closed form of the PNE enables us to perform *welfare analysis*. For example, deriving the publishers’ welfare in equilibrium by λ reveals that it has a global minimum in $\lambda = \frac{1}{n}$. It decreases in λ for $\lambda \leq \frac{1}{n}$ and increases for $\lambda \geq \frac{1}{n}$. As for the users’ welfare, under a regularity condition regarding x_0 and x^* , it decreases in λ .⁷ Rigorous analysis is available within Appendix C. Albeit generalizing linear ranking functions by composing a nonlinear function on the linear relative relevance may seem possible, we prove it is not.

Theorem 5. *The only ranking functions of the form $r_i(x) = g(\nu_i(x))$ for some differentiable $g : [-1, 1] \rightarrow \mathbb{R}$ are for linear g .*

5 Empirical results

In this section, we evaluate the performance of the PRP, the linear, and the softmax ranking functions in simulated environments that aim to reflect realistic better response dynamics. Empirical analysis of competitive retrieval settings is a difficult challenge, as discussed in [KT22]. Conducting experiments using real data requires the implementation of each proposed ranking function into real systems, in which publishers repeatedly compete for exposure and receive feedback from a system that ranks according to the proposed approach. Therefore we evaluate our ranking functions using a code-simulated environment which we call the **Discrete Better Response Dynamics Simulation**. These dynamics are typical in real-world scenarios, where publishers endeavor to enhance the visibility and impressions of their content within the platform they operate. We focus on the commonly observed case where $n = 2$, meaning that two prominent publishers compete for search engine impressions.

5.1 Simulation details

In the Discrete Better Response Dynamics Simulation, publishers start with their initial documents, and at each timestep, one publisher modifies her document to improve her utility. The modification is done by taking a step that maximizes the publisher’s utility, from a predefined subset of possible directions \mathcal{D} and step sizes \mathcal{S} . Formally, in each simulation, we consider a publishers’ game G with $n = 2$, $k = 2$,⁸ $\lambda \in [0, 1]$, $d(x, y) = \frac{1}{k} \|x - y\|_2^2$ and uniformly drawn $x^* \in [0, 1]^k$ and $x_0 \in [0, 1]^{n \cdot k}$. A Discrete Better Response Dynamics Simulation is said to **converge** if it has reached a profile that is an ε -PNE under the discreteness constraints (the constraints of predefined directions and step sizes) within no more than T iterations.

⁶Our model can be extended to an incomplete information setting where each publisher i is aware only of x^* and of x_0^i . One can show that x^{eq} is an equilibrium also in such games (i.e., an ex-post equilibrium).

⁷In the case of independently and uniformly distributed x_0 and x^* , the regularity condition holds with a very high probability. When the regularity condition does not hold, the users’ welfare has a unique extremum, which is a global minimum point.

⁸The time complexity of each simulation timestep grows exponentially with k , therefore we used $k = 2$. An analysis of the effect of k on the results can be found within Appendix E.

Algorithm 1 Discrete Better Response Dynamics Simulation

Require: $G, \mathcal{S}, \mathcal{D}, T, M, \epsilon$

- 1: $x^{(0)} \leftarrow G.x_0$
 - 2: **for** $t = 1, 2, \dots, T$ **do**
 - 3: $\mathcal{I} \leftarrow$ the set of players that can improve their utility by more than ϵ by taking a step in
 - 4: direction $d \in \mathcal{D}$ with step size $s \in \mathcal{S}$
 - 5: **if** $\mathcal{I} \neq \emptyset$ **then**
 - 6: Draw $i \in \mathcal{I}$ uniformly
 - 7: Draw $(s', d') \in \underset{(s, d) \in \mathcal{S} \times \mathcal{D}}{\operatorname{argmax}} \left\{ u_i(x_i^{(t-1)} + s \cdot d, x_{-i}^{(t-1)}) : (x_i^{(t-1)} + s \cdot d) \in X_i \right\}$ uniformly
 - 8: $x^{(t)} \leftarrow (x_i^{(t-1)} + s' \cdot d', x_{-i}^{(t-1)})$
 - 9: **else**
 - 10: **return** $\left(\mathcal{U}(x^{(t-1)}), \mathcal{V}(x^{(t-1)}), \text{converged} \right)$
 - 11: **end if**
 - 12: **end for**
 - 13: **return** $\left(\operatorname{Avg} \left\{ \mathcal{U}(x^{(t)}) \right\}_{t=T-M+1}^T, \operatorname{Avg} \left\{ \mathcal{V}(x^{(t)}) \right\}_{t=T-M+1}^T, \text{did not converge} \right)$
-

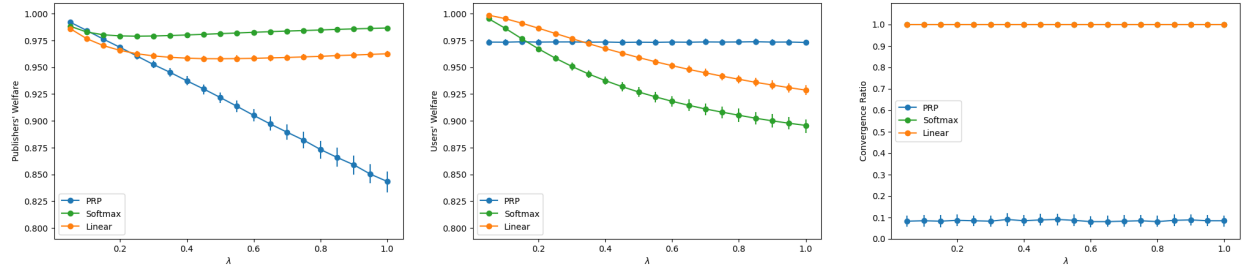


Figure 1: Comparison of the PRP, softmax ($\beta = 1$) and linear ($a = \frac{1}{n} = 0.5$) ranking functions. The linear and the softmax ranking functions had a constant convergence ratio of 1.

To evaluate the performance of the different ranking functions, we have estimated the *convergence ratio* - the proportion of simulations that converged - and the expected long-term publishers' and users' welfare. In case the simulation converged, we estimate the welfare measures over the long term using the welfare measures of the profile the simulation converged to. Otherwise, we average the welfare measures over the last M rounds of the simulation, where M is an additional simulation parameter. A justification for this estimation method is the empirically-observed periodic nature of the dynamics that did not converge (cf. Appendix D). For each value of λ , we performed 500 simulations and constructed a bootstrap confidence interval with a confidence level of 95%. Algorithm 1 provides the pseudo-code for a single simulation.⁹

5.2 Simulations results

Comparison of the PRP, softmax and linear ranking functions Figure 1 provides a comparative analysis of the PRP ranking function, the softmax ranking function with $\beta = 1$, and the linear ranking

⁹We used $\mathcal{S} = \{2^{-6}, 2^{-5}, \dots, 2^{-2}, 0.5, 0.6, \dots, 1\}$, $\mathcal{D} = \left\{ \frac{d}{\|d\|_2} : d \in \{-1, 0, 1\}^k \setminus \{\vec{0}\} \right\}$, $T = 1000$, $M = 900$, $\epsilon = 10^{-6}$, and a bootstrap sample size of $B = 500$.

function with $a = \frac{1}{n}$. The rightmost chart in Figure 1 highlights a fundamental shortcoming of the PRP ranking function - most of the dynamics it induces do not converge. Both other two ranking functions, however, have a convergence ratio of 1. This is a key advantage of these functions.

Another insight from Figure 1 is that the users' welfare of the PRP is roughly constant across λ values. A plausible explanation is that in the case of PRP and the tested λ range, λ has little, if any, impact on the behavior of publishers. This conjecture might also explain why the publishers' welfare of the PRP appears to linearly decrease with λ : the dynamics remain the same, but the term $-\lambda \cdot \sum_{i=1}^n d_i^0(x_i)$ in the publishers' welfare gains more influence as λ increases. Note that the PRP ranking function appears to sacrifice stability in pursuit of increased users' welfare.

In the linear ranking function, the effect of λ on the welfare measures matches the theoretical results presented in §4.3 - the publishers' welfare obtains a minimum in $\lambda = \frac{1}{n}$, and the users' welfare is monotonically decreasing in λ .¹⁰ Another observation from Figure 1 is that the softmax ranking function exhibits similar trends. In this figure, an inherent trade-off in our model can be seen - an increase in publishers' welfare leads to a decrease in users' welfare and vice versa.

It seems that the softmax ranking function has higher publishers' welfare and lower users' welfare than the linear. Yet, tuning the inverse temperature constant β or the slope a can change this. We now provide an empirical analysis of these hyperparameters' influence.

The effect of hyperparameters selection Figure 2 provides a comparative analysis of the influence of the inverse temperature constant β in the softmax ranking function. It is evident that β serves as a means to control the inherent trade-off between publishers' welfare and users' welfare. A search engine designer can tune β according to the relative importance of the two welfares within her domain and according to her estimation of λ . Importantly, the convergence ratio of \tilde{r}^β is 1 for all tested values of β . Therefore, the softmax with high β values (e.g., $\beta \in \{5, 10\}$) manages to surpass the PRP in terms of users' welfare while maintaining the desired property of 100% convergence. The cost is sacrificing publishers' welfare. Therefore we claim that the softmax ranking functions offer viable alternatives to the PRP function.

As mentioned in §4, the PRP ranking function maximizes the users' welfare for a fixed profile. The reason why softmax ranking functions with high β values nevertheless manage to achieve higher users' welfare than the PRP is that the PRP is only short-term optimal, while the softmax ranking functions preserve high users' welfare on the longer term as well. Unlike the softmax ranking functions, most of the dynamics the PRP induces do not converge. In such ecosystems, the publishers repeatedly reach profiles with sub-optimal users' welfare, and this harms the long-term users' welfare of the PRP. This emphasizes the need for the search for stability.

Now let us delve deeper into the linear ranking function and compare it to the softmax. Figure 3 provides a comparative analysis of the influence of the slope a in the linear ranking function. As was the case for

¹⁰The likelihood of the regularity condition mentioned in §4.3 under uniform distribution of x_0 and x^* is very close to 1. This explains why the results shown in Figure 1 correlate with the theoretical result for when the condition does hold.

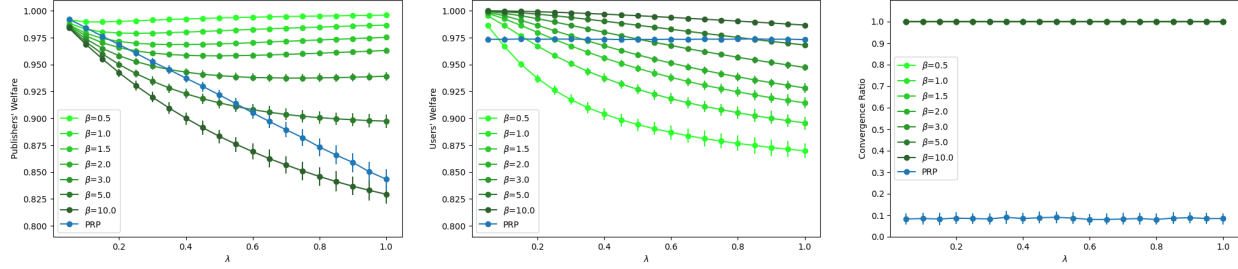


Figure 2: The effect of β in the softmax ranking function. All softmax ranking functions had a constant convergence ratio of 1.

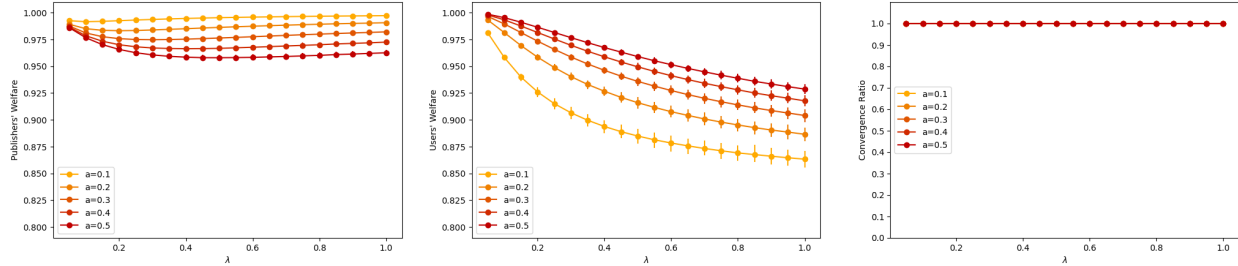


Figure 3: The effect of the slope a in the linear ranking function. All linear ranking functions had a constant convergence ratio of 1.

the softmax ranking function, \hat{r}^a has a convergence ratio of 1 for all tested a values. This result is not surprising, as we proved it in Corollary 1.

Just like β in the softmax functions, the slope a allows the search engine designer to control the publisher-user trade-off. There is, however, a core difference between the tuning of a and β . While the range of a values for which \hat{r}^a is a valid ranking function is bounded from above by $\frac{1}{n}$ (see §4.3), one can set β to be arbitrarily large. This means that using the softmax ranking function it is possible to achieve high users' welfare values that cannot be obtained using the linear. Nevertheless, the linear still has a significant advantage - it induces a potential game. The potential function, as shown in §4.3, enables rigorous theoretical analysis and guarantees the convergence of ε -better response dynamics.

6 Discussion

We studied a game-theoretic model for information retrieval, which models documents as vectors in a continuous space, accounts for original content and distinguishes between publishers' and users' welfare. We have provided both theoretical and empirical negative results about the stability of ecosystems in which the PRP principle is used to rank the documents in the corpus and demonstrated how instability harms long-term users' welfare. Driven by the search for stability, we propose two alternative ranking function families - the linear and the softmax ranking function families. We focus on a strong criterion for stability which is the convergence of better response dynamics. While we only proved the convergence of any ε -better response

dynamics for the linear ranking function, both the linear and the softmax have been shown empirically to induce stable ecosystems. The convergence of any ε -better response dynamics in games induced by the linear ranking function is a critical finding, as such dynamics mirror the competitive landscape observed in the real world among publishers. Moreover, we empirically showed an inherent trade-off between publishers' welfare and users' welfare and provided means for a search engine designer to control it.

Limitations We assumed a specific form of the publishers' utilities (profit minus cost) and publishers' full knowledge of the ranking function and of the information need. Following the literature on information retrieval games, our model assumes that publishers only gain utility from being ranked first. Additionally, we experimented with a specific dynamics structure and specific distance functions. Another major limitation in the experimental setting is the restriction of uniformly i.i.d distributing x_0 and x^* . While the relaxation of some assumptions is straightforward (e.g., extending our model to multiple information needs, heterogeneous λ values and general cost functions), others may lead to interesting and challenging research directions. Two pivotal examples are introducing uncertainty regarding the information need and validating our findings via real behavioral data, such as SEO competition data.

Acknowledgments

This work was supported by funding from the European Research Council (ERC) under the European Union's Horizon 2020 research and innovation programme (grant agreement 740435). We also thank Yotam Gafni for his helpful comments on an early version of the paper.

References

- [ABV21] Mohsen Abbasi, Aditya Bhaskara, and Suresh Venkatasubramanian. Fair clustering via equitable group representations. In *Proceedings of the 2021 ACM conference on fairness, accountability, and transparency*, pages 504–514, 2021.
- [BBPLBT20] Gal Bahar, Omer Ben-Porat, Kevin Leyton-Brown, and Moshe Tennenholtz. Fiduciary bandits. In *International Conference on Machine Learning*, pages 518–527. PMLR, 2020.
- [BBTK15] Ran Ben Basat, Moshe Tennenholtz, and Oren Kurland. The probability ranking principle is not optimal in adversarial retrieval settings. In *Proceedings of the 2015 International Conference on The Theory of Information Retrieval*, pages 51–60, 2015.
- [BHM99] Dimitri P Bertsekas, W Hager, and O Mangasarian. Nonlinear programming. athena scientific belmont. *Massachusetts, USA*, 1999.

- [BPGRT19] Omer Ben-Porat, Gregory Goren, Itay Rosenberg, and Moshe Tennenholtz. From recommendation systems to facility location games. In *Proceedings of the AAAI Conference on Artificial Intelligence*, volume 33, pages 1772–1779, 2019.
- [BPRT19] Omer Ben-Porat, Itay Rosenberg, and Moshe Tennenholtz. Convergence of learning dynamics in information retrieval games. In *Proceedings of the AAAI Conference on Artificial Intelligence*, volume 33, pages 1780–1787, 2019.
- [BPST21] Omer Ben-Porat, Fedor Sandomirskiy, and Moshe Tennenholtz. Protecting the protected group: Circumventing harmful fairness. In *Proceedings of the AAAI Conference on Artificial Intelligence*, volume 35, pages 5176–5184, 2021.
- [BPT18] Omer Ben-Porat and Moshe Tennenholtz. A game-theoretic approach to recommendation systems with strategic content providers. *Advances in Neural Information Processing Systems*, 31, 2018.
- [BSKC13] Olga Butman, Anna Shtok, Oren Kurland, and David Carmel. Query-performance prediction using minimal relevance feedback. In *Proceedings of the 2013 Conference on the Theory of Information Retrieval*, pages 14–21, 2013.
- [BTK17] Ran Ben Basat, Moshe Tennenholtz, and Oren Kurland. A game theoretic analysis of the adversarial retrieval setting. *Journal of Artificial Intelligence Research*, 60:1127–1164, 2017.
- [CB98] Caroline Claus and Craig Boutilier. The dynamics of reinforcement learning in cooperative multiagent systems. *AAAI/IAAI*, 1998(746-752):2, 1998.
- [CDE⁺14] Matthew Cary, Aparna Das, Benjamin Edelman, Ioannis Giotis, Kurtis Heimerl, Anna R Karlin, Scott Duke Kominers, Claire Mathieu, and Michael Schwarz. Convergence of position auctions under myopic best-response dynamics. *ACM Transactions on Economics and Computation (TEAC)*, 2(3):1–20, 2014.
- [CKLV17] Flavio Chierichetti, Ravi Kumar, Silvio Lattanzi, and Sergei Vassilvitskii. Fair clustering through fairlets. *Advances in neural information processing systems*, 30, 2017.
- [FS99] Yoav Freund and Robert E Schapire. Adaptive game playing using multiplicative weights. *Games and Economic Behavior*, 29(1-2):79–103, 1999.
- [HKJ⁺22] Jiri Hron, Karl Krauth, Michael I Jordan, Niki Kilbertus, and Sarah Dean. Modeling content creator incentives on algorithm-curated platforms. *arXiv preprint arXiv:2206.13102*, 2022.
- [HMPW16] Moritz Hardt, Nimrod Megiddo, Christos Papadimitriou, and Mary Wootters. Strategic classification. In *Proceedings of the 2016 ACM conference on innovations in theoretical computer science*, pages 111–122, 2016.

- [JGP⁺17] Thorsten Joachims, Laura Granka, Bing Pan, Helene Hembrooke, and Geri Gay. Accurately interpreting clickthrough data as implicit feedback. In *Acm Sigir Forum*, volume 51, pages 4–11. Acm New York, NY, USA, 2017.
- [JGS23] Meena Jagadeesan, Nikhil Garg, and Jacob Steinhardt. Supply-side equilibria in recommender systems. *arXiv preprint arXiv:2206.13489*, 2023.
- [KT22] Oren Kurland and Moshe Tennenholtz. Competitive search. In *Proceedings of the 45th International ACM SIGIR Conference on Research and Development in Information Retrieval*, pages 2838–2849, 2022.
- [LR22] Sagi Levanon and Nir Rosenfeld. Generalized strategic classification and the case of aligned incentives. In *International Conference on Machine Learning*, pages 12593–12618. PMLR, 2022.
- [LW16] Chang Liu and Yiming Wei. The impacts of time constraint on users’ search strategy during search process. *Proceedings of the Association for Information Science and Technology*, 53(1):1–9, 2016.
- [MCBP⁺20] Martin Mladenov, Elliot Creager, Omer Ben-Porat, Kevin Swersky, Richard Zemel, and Craig Boutilier. Optimizing long-term social welfare in recommender systems: A constrained matching approach. In *International Conference on Machine Learning*, pages 6987–6998. PMLR, 2020.
- [MPRJ10] Reshef Meir, Maria Polukarov, Jeffrey Rosenschein, and Nicholas Jennings. Convergence to equilibria in plurality voting. In *Proceedings of the AAAI conference on artificial intelligence*, volume 24, pages 823–828, 2010.
- [MS96] Dov Monderer and Lloyd S Shapley. Potential games. *Games and economic behavior*, 14(1):124–143, 1996.
- [Ney97] Abraham Neyman. Correlated equilibrium and potential games. *International Journal of Game Theory*, 26:223–227, 1997.
- [NGTCR22] Vineet Nair, Ganesh Ghalme, Inbal Talgam-Cohen, and Nir Rosenfeld. Strategic representation. In *International Conference on Machine Learning*, pages 16331–16352. PMLR, 2022.
- [NST18] Kobbi Nissim, Rann Smorodinsky, and Moshe Tennenholtz. Segmentation, incentives, and privacy. *Mathematics of Operations Research*, 43(4):1252–1268, 2018.
- [QXLL19] Yifan Qiao, Chenyan Xiong, Zhenghao Liu, and Zhiyuan Liu. Understanding the behaviors of bert in ranking. *arXiv preprint arXiv:1904.07531*, 2019.

- [Rob77] Stephen E Robertson. The probability ranking principle in ir. *Journal of documentation*, 1977.
- [RRTK17] Nimrod Raifer, Fiana Raiber, Moshe Tennenholtz, and Oren Kurland. Information retrieval meets game theory: The ranking competition between documents’ authors. In *Proceedings of the 40th International ACM SIGIR Conference on Research and Development in Information Retrieval*, pages 465–474, 2017.
- [YLS⁺24] Fan Yao, Chuanhao Li, Karthik Abinav Sankararaman, Yiming Liao, Yan Zhu, Qifan Wang, Hongning Wang, and Haifeng Xu. Rethinking incentives in recommender systems: Are monotone rewards always beneficial? *Advances in Neural Information Processing Systems*, 36, 2024.
- [ZLRW22] Wayne Xin Zhao, Jing Liu, Ruiyang Ren, and Ji-Rong Wen. Dense text retrieval based on pretrained language models: A survey. *arXiv preprint arXiv:2211.14876*, 2022.
- [ZML⁺20] Jingtao Zhan, Jiaxin Mao, Yiqun Liu, Min Zhang, and Shaoping Ma. Learning to retrieve: How to train a dense retrieval model effectively and efficiently. *arXiv preprint arXiv:2010.10469*, 2020.

A Discussion on the solution concept

A natural question in the context of our analysis is regarding the consideration of a *pure* Nash equilibrium existence as a desirable property. One may claim that the existence of a *mixed* Nash equilibrium, in which publishers are allowed to engage in mixed strategies, (i.e., randomize pure actions), is sufficient as a stability criterion of the ecosystem induced by the ranking scheme. We provide several justifications for our rather stronger requirement.

First, while it may be plausible that publishers engage in mixed strategies (for instance, by using generative AI for content creation), a mixed Nash equilibrium results in unpredictable outcomes for the designer. In contrast, a PNE reflects a scenario where all publishers play deterministically, leading to a more stable ecosystem. Predicting and monitoring the content available within the platform becomes easier when publishers converge to a PNE.

Second, we highlight that when publishers engage with pure strategies, users can be sure they will always find relevant content on the platform. Indeed under some different modeling assumptions, generating content deterministically may be less desirable (e.g., users may become bored if content is generated deterministically). In some contexts, this is not the case. For instance, whenever x^* is a piece of information that the user expects to find in a search engine, she always wants to find the most informative document - and boredom does not play a role. This stands in contrast to other use cases, such as content consumed for entertainment purposes.

Another reason to prefer PNE is the effort required for generating randomized content. For instance, randomization can be done using LLMs, which is expensive when used at scale. See also the discussion in [BPT18] on PNE as a property indicating stability.

B Equilibrium analysis with the Euclidean norm

In this section, we provide an equilibrium analysis of publishers' games that are based on the Euclidean norm, that is, publishers' games with $d(x, y) = \frac{1}{\sqrt{k}} \|x - y\|_2$. For each player $i \in N$, we define L_i as the line segment that connects the points x_0^i (her initial document) and x^* (the information need). Formally, L_i is defined as $L_i := \{tx^* + (1 - t)x_0^i : t \in [0, 1]\}$. We use the notation $P_{L_i}(x_i)$ for the projection of x_i on L_i . We will make use of the following definitions:

Definition 13. We say that a strategy $x_i \in X_i$ **strictly dominates** strategy $x'_i \in X_i$ (or: x'_i is **strictly dominated by** x_i) if for every strategy profile of the other publishers $x_{-i} \in X_{-i}$, x_i is a better response than x'_i with respect to x_{-i} .

A strategy $x_i \in X_i$ is called a **strictly dominant strategy** if it dominates any other strategy of player i . A strategy $x_i \in X_i$ is called a **strictly dominated strategy** if it is strictly dominated by another strategy of player i .

Note that a strictly dominated strategy is never played in a pure Nash equilibrium. Interestingly, in many publishers' games, a significant number of strategies are strictly dominated.

Lemma 2. Let d be a function of the form $d(a, b) = \frac{\|a - b\|^p}{C}$ for some $C > 0$ and $p \geq 1$, where $\|\cdot\|$ is the Euclidean (L_2) norm. Let G be a publishers' game with d as its semi-metric and whose ranking function r satisfies that $r_i(x)$ is decreasing (not necessarily strictly) in $d^*(x_i)$. Then, for every player $i \in N$, any strategy $x_i \notin L_i$ is strictly dominated by $P_{L_i}(x_i)$.

Note that the condition about the ranking function in Lemma 2 is satisfied by all ranking functions discussed in the paper. The Lemma implies in particular that players would never play outside their line segment L_i in a PNE. Lemma 3, unlike Lemma 2, does not hold for squared Euclidean norm, and this is a main reason for the difference between the games induced by these two semi-metrics.

Lemma 3. Let G be a publishers' game with $d(x, y) = \frac{1}{\sqrt{k}} \|x - y\|_2$. Then, for every player $i \in N$, $\forall x_i \in L_i$:

$$d^*(x_i) + d_i^0(x_i) = d(x_0^i, x^*) \tag{11}$$

Note that the term $d(x_0^i, x^*)$ depends only on the game parameters and does not depend on the strategy player i chooses to play. The above two Lemmas allow us for the thorough analysis of PNEs in games induced by the Euclidean norm and the linear ranking function.

Lemma 4. Let G be a publishers' game with $r = \hat{r}$ and $d(x, y) = \frac{\|x-y\|_2}{\sqrt{k}}$.

- If $\lambda n < 1$, then x^{eq} defined by $x_i^{eq} = x^*$, $\forall i \in N$ is the only PNE in G , and $\forall i \in N$, x^* is a strictly dominant strategy for player i .
- If $\lambda n = 1$, then x^{eq} is a PNE in G if and only if $\forall i \in N$, $x_i^{eq} \in L_i$.
- If $\lambda n > 1$, then $x^{eq} = x_0$ is the only PNE in G , and $\forall i \in N$, x_0^i is a strictly dominant strategy for player i .

The resulting PNEs are degenerate in the sense that small changes in the value of λ or n can cause a complete change in both the PNEs and the publishers' dominant strategies.

C The Linear ranking function: welfare measures in equilibrium

Let G be a publishers' game with $r = \hat{r}$ (that is, the linear ranking function with slope $a = \frac{1}{n}$) and $d(x, y) = \frac{1}{k}\|x - y\|_2^2$. According to Lemma 1, G has exactly one PNE which is $x_i^{eq} = \frac{x^* + \lambda n x_0^i}{1 + \lambda n}$. We aim to analyze the effect of the game parameters on $\mathcal{U}(x^{eq})$, the publishers' welfare in equilibrium, and on $\mathcal{V}(x^{eq})$, the users' welfare in equilibrium. We focus our analysis on the effect of λ , but a similar analysis can be made for other game parameters. Let us find a closed form for $\mathcal{U}(x^{eq})$ and for $\mathcal{V}(x^{eq})$. To this end, we denote by $d^i := d(x_0^i, x^*)$ the distance of publisher i 's initial document from the information need. We also denote by $d^{-i} := \frac{1}{n-1} \left(\sum_{j \in N \setminus \{i\}} d^j \right)$ the average of this distances for all publishers but i and by $\bar{d} := \frac{1}{n} \sum_{i=1}^n d^i$ the average of those distances for all publishers. Lastly, let us denote $d' := \frac{1}{n} \sum_{i=1}^n d^i \cdot (d^{-i} - d^i)$. Let us now perform some simple calculations and substitutions. Firstly, the distances of player i 's equilibrium strategy from the information need and from her initial document are given by:

$$\begin{aligned} d^*(x_i^{eq}) &= \frac{1}{k} \|x_i^{eq} - x^*\|_2^2 = \frac{1}{k} \left\| \frac{x^* + \lambda n x_0^i}{1 + \lambda n} - x^* \right\|_2^2 \\ &= \frac{(\lambda n)^2}{k(1 + \lambda n)^2} \|x_0^i - x^*\|_2^2 = \frac{(\lambda n)^2}{(1 + \lambda n)^2} d^i \end{aligned} \quad (12)$$

$$\begin{aligned} d_i^0(x_i^{eq}) &= \frac{1}{k} \|x_i^{eq} - x_0^i\|_2^2 = \frac{1}{k} \left\| \frac{x^* + \lambda n x_0^i}{1 + \lambda n} - x_0^i \right\|_2^2 \\ &= \frac{1}{k(1 + \lambda n)^2} \|x^* - x_0^i\|_2^2 = \frac{1}{(1 + \lambda n)^2} d^i \end{aligned} \quad (13)$$

Player i 's linear relative relevance and player i 's probability to be ranked first are given by:

$$\begin{aligned} \nu_i(x^{eq}) &= \frac{1}{n-1} \left(\sum_{j \in N \setminus \{i\}} d^*(x_j^{eq}) \right) - d^*(x_i^{eq}) \\ &= \frac{1}{n-1} \left(\sum_{j \in N \setminus \{i\}} \frac{(\lambda n)^2 d^j}{(1 + \lambda n)^2} \right) - \frac{(\lambda n)^2 d^i}{(1 + \lambda n)^2} = \frac{(\lambda n)^2}{(1 + \lambda n)^2} (d^{-i} - d^i) \end{aligned} \quad (14)$$

$$\hat{r}_i(x^{eq}) = \frac{1}{n}\nu_i(x^{eq}) + \frac{1}{n} = \frac{\lambda^2 n}{(1 + \lambda n)^2}(d^{-i} - d^i) + \frac{1}{n} \quad (15)$$

Now we can substitute what we found to find the equilibrium utility of player i :

$$\begin{aligned} u_i(x^{eq}) &= \hat{r}_i(x^{eq}) - \lambda d_i^0(x_i^{eq}) = \frac{\lambda^2 n}{(1 + \lambda n)^2}(d^{-i} - d^i) + \frac{1}{n} - \frac{\lambda d^i}{(1 + \lambda n)^2} \\ &= \frac{\lambda^2 n(d^{-i} - d^i) - \lambda d^i}{(1 + \lambda n)^2} + \frac{1}{n} \end{aligned} \quad (16)$$

We are now ready to substitute the previous equations in order to find a closed form for the welfare measures in equilibrium. The publishers' welfare in equilibrium is simply:

$$\mathcal{U}(x^{eq}) = 1 - \lambda \sum_{i=1}^n d_i^0(x_i^{eq}) = 1 - \lambda \sum_{i=1}^n \frac{1}{(1 + \lambda n)^2} d^i = 1 - \frac{\lambda n}{(1 + \lambda n)^2} \bar{d} \quad (17)$$

and the users' welfare is given by:

$$\begin{aligned} \mathcal{V}(x^{eq}) &= 1 - \sum_{i=1}^n \hat{r}_i(x^{eq}) \cdot d^*(x_i^{eq}) = 1 - \sum_{i=1}^n \left(\frac{\lambda^2 n}{(1 + \lambda n)^2}(d^{-i} - d^i) + \frac{1}{n} \right) \cdot \frac{(\lambda n)^2}{(1 + \lambda n)^2} d^i \\ &= 1 - \frac{(\lambda n)^2}{(1 + \lambda n)^2} \cdot \frac{1}{n} \sum_{i=1}^n d^i - \frac{(\lambda n)^4}{(1 + \lambda n)^4} \cdot \frac{1}{n} \sum_{i=1}^n d^i \cdot (d^{-i} - d^i) \\ &= 1 - \frac{(\lambda n)^2}{(1 + \lambda n)^2} \cdot \bar{d} - \frac{(\lambda n)^4}{(1 + \lambda n)^4} \cdot d' \end{aligned} \quad (18)$$

We will now examine the impact of λ on both publishers' and users' welfare in equilibrium. This parameter represents the publishers' incentive to adhere to their initial document. Therefore, understanding the impact of λ is vital for system designers striving to optimize welfare measures.

C.1 Publishers' welfare analysis

We start by finding the partial derivative of $\mathcal{U}(x^{eq})$ with respect to λ .

$$\frac{\partial \mathcal{U}(x^{eq})}{\partial \lambda} = -\frac{n(1 + \lambda n)^2 - 2\lambda n^2(1 + \lambda n)}{(1 + \lambda n)^4} \cdot \bar{d} = \frac{(1 + \lambda n) - 2\lambda n}{(1 + \lambda n)^3} \cdot \bar{d} n = \frac{1 - \lambda n}{(1 + \lambda n)^3} \cdot \bar{d} n \quad (19)$$

The denominator is always positive, therefore $\frac{\partial \mathcal{U}(x^{eq})}{\partial \lambda}$ is positive when $\lambda < \frac{1}{n}$, zero when $\lambda = \frac{1}{n}$ and negative when $\lambda > \frac{1}{n}$. We get that $\lambda = \frac{1}{n}$ is a global minimum point of $\mathcal{U}(x^{eq})$.

C.2 Users' welfare analysis

We start by finding the partial derivative of $\mathcal{V}(x^{eq})$ with respect to λ . Recall that the users' welfare in equilibrium is given by:

$$\mathcal{V}(x^{eq}) = 1 - \frac{(\lambda n)^2}{(1 + \lambda n)^2} \cdot \bar{d} - \frac{(\lambda n)^4}{(1 + \lambda n)^4} \cdot d' \quad (20)$$

For ease of derivation, let us denote $f(t) := 1 - t\bar{d} - t^2d'$ and $g(\lambda) := \frac{(\lambda n)^2}{(1 + \lambda n)^2}$. Let us write the derivatives of these two functions: $f'(t) = -\bar{d} - 2td'$, $g'(\lambda) = \frac{2\lambda n^2}{(1 + \lambda n)^3}$. We can now write:

$$\mathcal{V}(x^{eq}) = f(g(\lambda)) \quad (21)$$

and thus by the chain rule:

$$\begin{aligned} \frac{\partial \mathcal{V}(x^{eq})}{\partial \lambda} &= f'(g(\lambda))g'(\lambda) = (-\bar{d} - 2\frac{(\lambda n)^2}{(1 + \lambda n)^2}d') \cdot \frac{2\lambda n^2}{(1 + \lambda n)^3} \\ &= \frac{2\lambda n^2}{(1 + \lambda n)^5} \left(-\bar{d}(1 + 2\lambda n + \lambda^2 n^2) - 2\lambda^2 n^2 d' \right) \\ &= \underbrace{\frac{2\lambda n^2}{(1 + \lambda n)^5}}_{:= C(\lambda)} \underbrace{\left(-n^2(\bar{d} + 2d')\lambda^2 - 2n\bar{d}\lambda - \bar{d} \right)}_{:= h(\lambda)} \end{aligned} \quad (22)$$

We now aim to determine the range of λ values for which the derivative is positive and the range for which it is negative. As $C(\lambda) > 0$ for all $\lambda > 0$ (recall we are only interested in positive λ values), the sign of the derivative is simply the sign of $h(\lambda)$. We define the condition $\bar{d} + 2d' \geq 0$ as the regularity condition and divide our analysis into two cases:

- **Case I - the regularity condition holds** ($\bar{d} + 2d' \geq 0$): In this case, $h(\lambda) \leq 0 \forall \lambda > 0$. So $\frac{\partial \mathcal{V}(x^{eq})}{\partial \lambda} \leq 0 \forall \lambda > 0$ and therefore in this case the users' welfare in equilibrium is monotonically decreasing in λ .
- **Case II - the regularity condition does not hold** ($\bar{d} + 2d' < 0$): In this case $h(\lambda)$ is a strictly convex quadratic function, so it suffices for us to find its roots in order to know its positivity and negativity ranges. By the quadratic formula, h 's roots are:

$$\begin{aligned} \lambda_{1,2} &= \frac{2n\bar{d} \pm \sqrt{(-2n\bar{d})^2 - 4(-n^2(\bar{d} + 2d'))(-\bar{d})}}{-2n^2(\bar{d} + 2d')} \\ &= \frac{2n\bar{d} \pm \sqrt{-8n^2\bar{d}d'}}{-2n^2(\bar{d} + 2d')} = \frac{\bar{d} \pm \sqrt{-2\bar{d}d'}}{-n(\bar{d} + 2d')} \end{aligned} \quad (23)$$

Let us show that the term inside the square root is strictly positive. First, $\bar{d} \geq 0$ as the average of non-negative terms. $\bar{d} = 0$ would imply that $d^i = 0 \forall i$ and then we get $d' = 0$ which contradicts $\bar{d} + 2d' < 0$. Therefore, $\bar{d} > 0$. Additionally, from $\bar{d} + 2d' < 0$ we get $\bar{d} < -2d'$ and thus also $0 < -2d'$. So $-2\bar{d}d' > 0$. Now we know that both λ_1 and λ_2 are well-defined and that h has two distinct roots.

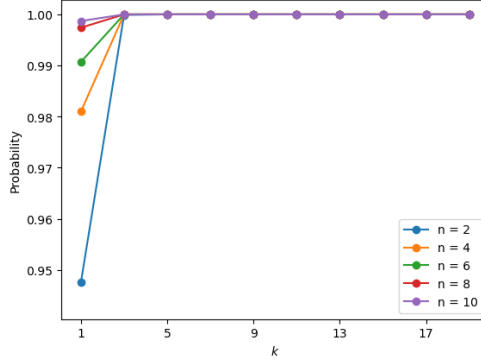


Figure 4: Probability of regularity condition with independently and uniformly distributed x_0 and x^* .

Furthermore, we notice that

$$\lambda_1 := \frac{\bar{d} + \sqrt{-2\bar{d}d'}}{-n(\bar{d} + 2d')} > 0 \quad (24)$$

since the numerator is strictly positive ($\bar{d} > 0$) and the denominator is strictly positive ($\bar{d} + 2d' < 0$).

As for the other root,

$$\lambda_2 := \frac{\bar{d} - \sqrt{-2\bar{d}d'}}{-n(\bar{d} + 2d')} < 0 \quad (25)$$

because $\lambda_2 < 0 \iff \bar{d} - \sqrt{-2\bar{d}d'} < 0 \iff \bar{d} < \sqrt{-2\bar{d}d'} \stackrel{(1)}{\iff} \bar{d}^2 < -2\bar{d}d' \iff \bar{d}^2 + 2\bar{d}d' < 0 \stackrel{(2)}{\iff} \bar{d} + 2d' < 0$ where both (1) and (2) can be justified by $\bar{d} > 0$, which we already showed.

Summing up this case, we got that $h(\lambda)$ is a strictly convex quadratic function with roots $\lambda_2 < 0 < \lambda_1$. So $h(\lambda)$ is negative when $0 < \lambda < \lambda_1$ and positive when $\lambda_1 < \lambda$. Therefore, these are also the negativity and positivity ranges of $\frac{\partial \mathcal{V}(x^{e^q})}{\partial \lambda}$. Thus, λ_1 is a global minimum point of $\mathcal{V}(x^{e^q})$.

In Figure 4 we estimate the probability for the regularity condition for different n and k values with independently and uniformly distributed x_0 and x^* .

To sum up, in this section we have demonstrated how the closed form of the equilibrium allows us to easily analyze the effect of λ on the welfare measures in the PNE. A similar analysis can be performed on the effect of the other game parameters.

D Learning dynamics in the PRP ranking function

In this section, we delve into the learning dynamics of games induced by the PRP ranking function. While the dynamics in games induced by the softmax and the linear ranking functions are relatively easy to anticipate, as they converge to an ε -PNE in a few timesteps, PRP-based games often exhibit completely different phenomena. In this appendix, we will explore these intriguing dynamics in detail.

During the examination of the PRP ranking function, we noticed that the vast majority (about 99.5%)

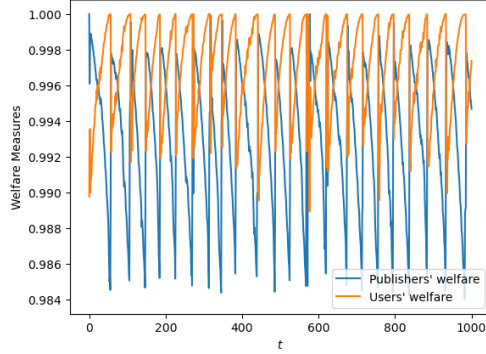


Figure 5: The welfare measures during a Discrete Better Response Dynamics Simulation with the PRP ranking function on a representative instance of a publishers' game with $\lambda = 0.5$, $n = 2$ and $k = 2$.

of the dynamics it induces belong to one of two types of dynamics.¹¹ One type, which constitutes a minority of the cases, is when the simulation converges already in the first round because no publisher can improve her utility under the constraints of the discrete simulation. In those cases, the publisher whose initial document is farther from x^* (the information need) cannot get closer to x^* than the other publisher in a single step, and therefore cannot improve her utility in a single step. Moreover, the other publisher gets the maximum utility, 1, because she is the closest to x^* and she is at her initial document, therefore she also cannot improve her utility in a single step. In the other type of simulations, which constitutes most of the cases, the publishers enter a pseudo-periodic¹² behavior that never converges. Figure 5 presents the welfare measures during one representative instance of the latter type of simulations.

The periodic nature of the publishers' behavior is evident in Figure 5. In each cycle, there is a period where the publishers compete to provide the closest document to x^* . Each of them repeatedly changes her document (strategy) by the smallest margin sufficient for her to get closer to the information need than her competitor. This competition, which is accompanied by an increase in the users' welfare and a decrease in the publishers' welfare, continues until one of the players resigns and abruptly returns as close as she can to her initial document. Her decision to resign is either because the discrete nature of the simulation prevents her from bypassing the other publisher or because further bypassing the other publisher is not beneficial for her since it positions her too far from her initial document. Immediately after this resignation, the publisher who won the competition takes a big step toward her initial document while still maintaining her position as the closest to x^* , since as long as she is still closer to x^* than the other publisher, getting closer to her initial document is trivially beneficial for her. This mutual withdrawal is accompanied by a sharp decrease in users' welfare and a sharp increase in publishers' welfare. When the losing publisher notices the winning publisher's retreat from x^* , she exploits the situation to get back to the competition and bypass her rival.

¹¹In the rare dynamics that do not fit into either of the two main types of dynamics, the simulation converges after more than one timestep. The convergence in those cases can be attributed to the fact that the step sizes are bounded from below.

¹²We use the term 'pseudo-periodic' instead of 'periodic' since the publisher who deviates in each timestep is chosen at random from all the publishers who can improve their utility by more than ε . Because of this randomness, the dynamics that exhibit a periodic nature usually display variations between cycles, thus justifying the term 'pseudo-periodic'.

The entire process is then repeated over and over.

It can be seen that the PRP reaches profiles with users’ welfare of almost 1, which is the optimal users’ welfare value, but it does not stay there. This explains why, despite the PRP being optimized for short-term relevance (i.e., for a fixed profile it maximizes the users’ welfare), its instability harms its long-term performance. This phenomenon once again emphasizes the need for the search for stability.

The periodicity is best observed when animating the documents in a two-dimensional embedding space, which can be done using the code provided in the supplementary material. An example video is provided as well. In this visualization, one can notice that during the simulation each publisher stays close to the line segment that connects x^* with her initial document. This phenomenon is correlated with the theoretical result of Lemma 2, which determines that in games induced by various ranking functions, including the PRP, any strategy that is outside this line segment is strictly dominated.¹³

E The effect of the embedding space dimension

In this section, we discuss the effect of the embedding space dimension, k . This examination is more complicated than examining the effect of λ since the time complexity of the simulation increases exponentially with k . We first discuss the effect of k when using the softmax and the linear ranking functions we explored in §5 and then present two approaches to assess this effect when using the PRP ranking function, a direct approach and a dynamics-based approach. Finally, we discuss how the results of this section affect the comparison between the different ranking functions. Note that $k = 1$ is essentially different than other k values since it is the only case in which the possible movement directions in the Discrete Better Response Dynamics Simulation include all possible directions in the embedding space. This attribute, together with the fact that $k = 1$ is not a realistic case regardless, leads us to omit it from our analysis.

E.1 Direct examination of the effect of k on the softmax and the linear ranking functions

We performed 500 simulations for each k value to directly test the effect of k on the welfare measures and on the convergence ratio under the softmax and the linear ranking functions.¹⁴ The results of these simulations are presented in Figure 6.

We can see that the convergence ratios of both ranking functions remain 1 for all tested k values. Furthermore, Figure 6 evidences that when using the softmax or the linear ranking functions k has a negligible effect on both the publishers’ and the users’ welfare. We observed similar results for other λ

¹³The fact that during the simulation players do not play exactly on the line segment but rather just close to it is due to the discrete nature of our simulation.

¹⁴In these simulations we used the same simulations parameters as in the simulations presented in §5. $\mathcal{S} = \{2^{-6}, 2^{-5}, \dots, 2^{-2}, 0.5, 0.6, \dots, 1\}$, $\mathcal{D} = \{\frac{d}{\|d\|_2} : d \in \{-1, 0, 1\}^k \setminus \{0\}\}$, $T = 1000$, $M = 900$ and $\varepsilon = 10^{-6}$, with a bootstrap sample size of $B = 500$.

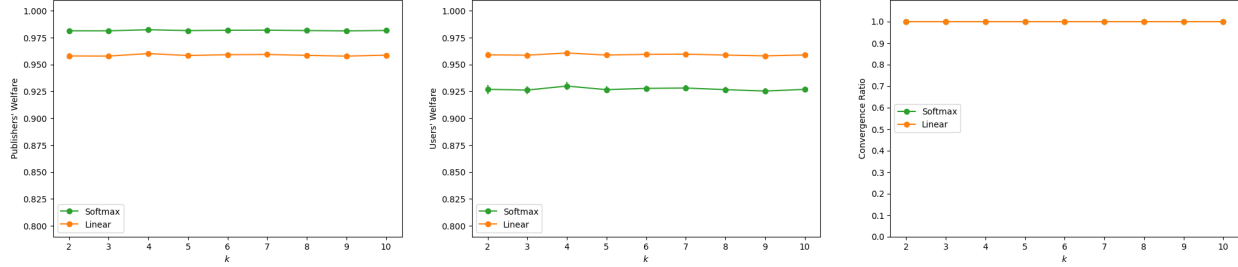


Figure 6: The effect of k in the softmax ($\beta = 1$) and the linear ($a = \frac{1}{n} = 0.5$) ranking functions with $\lambda = 0.5$ and $n = 2$.

values and different ranking functions hyperparameters. Therefore it can be said that the results in §5 regarding those functions can be extrapolated to any low-mid k value. Examining high values of k is highly impractical using this kind of simulation due to the exponential growth of the simulation running time as k increases. However, note that all our theoretical results regarding the linear ranking function hold for any k . In particular, the convergence of any ε -better response dynamics to a ε -PNE is guaranteed, and thus the convergence ratio of the linear ranking function is guaranteed to be 1 for any k .

Furthermore, in Appendix B we presented Lemma 2, which determines that in games induced by various ranking function, including the softmax and the linear ranking functions, publishers should never play a strategy (document) that is not on the line segment that connects x^* with their initial document. This result shows us that the nature of the dynamics in publishers' games induced by these ranking function is highly one-dimensional. That is, no matter how large k is, each player still plays roughly on her one-dimensional line segment. Thus, we conjecture that the softmax ranking function will have a convergence ratio of 1 for all k . Furthermore, based on this argument, we can also conjecture that k will have a negligible effect on the welfare measures of both the linear and softmax ranking functions.

E.2 Direct examination of the effect of k on the PRP ranking function

We now turn to discuss the effect of k in PRP-induced publishers' games, which introduces an increase in analytical complexity. In the Discrete Better Response Dynamics Simulation, the number of movement directions, and hence the simulation running time, grow exponentially with k . This challenge is further amplified when simulating the PRP ranking function, as the simulations frequently fail to converge. This makes simulations of the PRP ranking function with high values of k highly impractical. Figure 7 presents the results for a few low values of k .¹⁵

Figure 7 may indicate that as is the case for the softmax and the linear ranking functions, k has a minor effect on the publishers' and users' welfare when using the PRP ranking function. We can see that as k

¹⁵In this examination we ran 500 simulations for each k value, where in each simulation we used $S = \{2^{-6}, 2^{-5}, \dots, 2^{-2}, 0.5, 0.6, \dots, 1\}$, $\mathcal{D} = \{\frac{d}{\|d\|_2} : d \in \{-1, 0, 1\}^k \setminus \{0\}\}$, $T = 5000$, $M = 4500$ and $\varepsilon = 10^{-6}$, with a bootstrap sample size of $B = 500$. We chose high T and M values since the cycle length of the pseudo-periodic dynamics of the PRP ranking function (which we discussed in Appendix D) increases as k increases.

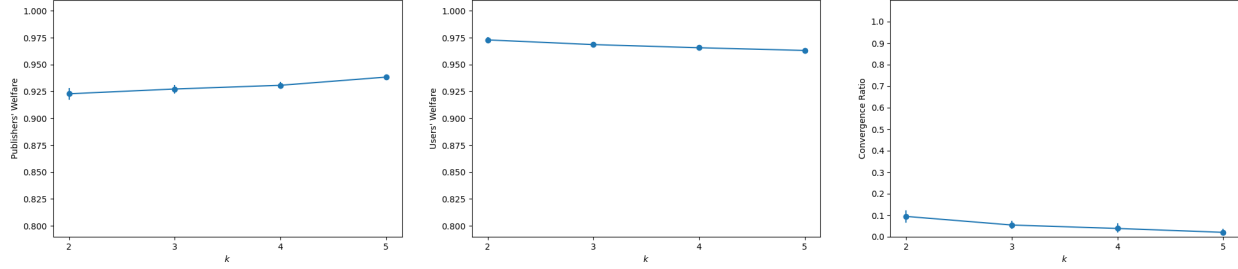


Figure 7: The effect of k in the PRP ranking function with $\lambda = 0.5$ and $n = 2$.

increases, the publishers' welfare slightly increases and the users' welfare slightly decreases. As mentioned, due to the structure of the simulation, we can't examine the welfare measures with higher k values, but we conjecture that the observed trends will continue until a certain limit.

Regarding the convergence ratio, Figure 7 might suggest that it generally decreases with k and that the decrease becomes more moderate as k increases. As we only tested low values of k , it remains uncertain whether this trend holds for higher values of k as well. Therefore, we employ an alternative approach to approximate the effect of k on the convergence ratio of the PRP ranking function.

E.3 Dynamics-based examination of the effect of k on the convergence ratio of the PRP ranking function

In Appendix D we observed the two primary types of dynamics induced by the PRP ranking function, the uncommon type where the simulation converges already in the first timestep, and the common type where the publishers reach a pseudo-periodic behavior. Based on these results, we can use a new method to approximate the effect of k on the convergence ratio of the PRP ranking function. Instead of running a whole simulation each time, we can determine convergence at the beginning of the simulation. If the dynamics did not converge in the first timestep, we can deduce that the simulation will not converge. Figure 8 presents the convergence ratio measured using this estimation method.¹⁶

Figure 8 shows that the convergence ratio of the PRP ranking function generally decreases as k increases and that the decrease becomes more moderate as k increases. In Appendix D, we saw that the case when PRP dynamics converge is when the publisher whose initial document is farther from x^* cannot bypass the other publisher in a single step. Therefore, a possible explanation for the decrease in the convergence ratio is that a larger k decreases the likelihood of this case. Although Figure 8 provides results only for $\lambda = 0.5$, similar trends were observed for other values of λ . We conjecture that these trends continue at higher k values.

¹⁶In this special method we have conducted 10,000 simulations with $\mathcal{S} = \{2^{-6}, 2^{-5}, \dots, 2^{-2}, 0.5, 0.6, \dots, 1\}$, $\mathcal{D} = \left\{ \frac{d}{\|d\|_2} : d \in \{-1, 0, 1\}^k \setminus \{\vec{0}\} \right\}$ and $\varepsilon = 10^{-6}$, and used a bootstrap sample size of $B = 10,000$. We have conducted a large number of simulations since in the measurement of the convergence ratio there is a lot of noise, and we could not use the same group of randomized x_0 and x^* for all the k values due to the different vector dimensions. Conducting a large number of simulations was made possible thanks to our method of running each simulation for a single timestep.

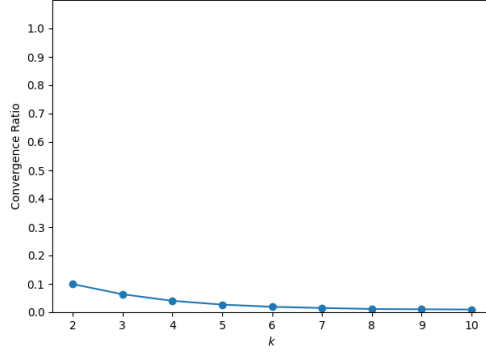


Figure 8: The effect of k on the PRP ranking function's convergence ratio with $\lambda = 0.5$ and $n = 2$.

To conclude this section, let us revisit the trends we discovered in light of the results we have already seen in §5. From this perspective, we can see how an increase in k emphasizes the consequences of the instability of the PRP ranking function. The already low convergence ratio at $k = 2$ further diminishes with increasing k . Simultaneously, the users' welfare, a measure that the PRP is designed to maximize in the short term, also experiences a minor decline as k increases. In contrast, the examination of different k values underscores the stability of both the softmax and the linear ranking functions, maintaining a convergence ratio of 1 and roughly identical welfare measures across all tested k values.

F Proofs

F.1 Observation 1

Proof. Assume by contradiction that $x^{eq} \in X$ is a PNE of G . By Lemma 5 (which is presented and proved following this proof) we get that $\forall i \in N \ x_i^{eq} \in \{x^*, x_0^i\}$. This means that there are only 4 profiles that can be PNEs of G . We proceed to show that none of them is a PNE.

- $x^{eq} = (x^*, x_0^2)$: player 1 can improve her utility by deviating to $\hat{x}_1 = (\frac{1}{2}, \dots, \frac{1}{2})$.
- $x^{eq} = (x_0^1, x^*)$: player 2 can improve her utility by deviating to $\hat{x}_2 = (\frac{1}{2}, \dots, \frac{1}{2})$.
- $x^{eq} = (x_0^1, x_0^2)$: player 1 can improve her utility by deviating to $\hat{x}_1 = (\alpha, \dots, \alpha)$ for $0 < \alpha < \sqrt{\frac{1}{2\lambda}}$ since $u_1(\hat{x}_1, x_{-1}^{eq}) = 1 - \lambda\alpha^2 > 1 - \lambda\frac{1}{2\lambda} = \frac{1}{2} = u_1(x^{eq})$.
- $x^{eq} = (x^*, x^*)$: player 1 can improve her utility by deviating to x_0^1 since $u_1(x_0^1, x_{-1}^{eq}) = 0 - 0 > \frac{1}{2} - \lambda = u_1(x^{eq})$.

□

Lemma 5. Let G be a publishers' game with $r = r^*$ and $d(x, y) = \frac{1}{k} \|x - y\|_2^2$. If x^{eq} is a PNE of G , then $x_i^{eq} \in \{x^*, x_0^i\} \forall i \in N$.

Proof. Assume by contradiction that there exists $i \in N$ such that $x_i^{eq} \notin \{x^*, x_0^i\}$. By Lemma 2 we get that $x_i^{eq} \in L_i := \{tx^* + (1-t)x_0^i : t \in [0, 1]\}$. Thus $x_0^i \neq x^*$.

Recall the notation $\mu(x) := \operatorname{argmin}_{i \in N} d^*(x_i)$ for $x \in X$. Let us divide the proof into the following cases:

1. If $i \notin \mu(x^{eq})$ then $u_i(x^{eq}) = -\lambda d_i^0(x_i^{eq})$. Since $x_i^{eq} \neq x_0^i$ we get that $d_i^0(x_i^{eq}) > 0$ and hence $u_i(x^{eq}) < 0$. On the other hand, $u_i(x_0^i, x_{-i}^{eq}) = r_i(x_0^i, x_{-i}^{eq}) - 0 \geq 0$. Hence $u_i(x_0^i, x_{-i}^{eq}) > u_i(x^{eq})$ which is a contradiction to the fact that x^{eq} is a PNE.
2. If $\mu(x^{eq}) = \{i\}$ then $d^*(x_i^{eq}) < d^*(x_j^{eq}) \forall j \neq i$. Let us denote $\varepsilon = \frac{1}{2}(\min_{j \neq i} d^*(x_j^{eq}) - d^*(x_i^{eq})) > 0$. Since d is continuous, d^* is continuous and hence there exists a $\delta > 0$ such that if $\|x_i - x_i^{eq}\|_2 < \delta$ then $d^*(x_i) < d^*(x_i^{eq}) + \varepsilon$. Therefore, it holds in particular for

$$\hat{x}_i := x_i^{eq} + \frac{\delta}{2\|x_i^{eq} - x_0^i\|_2}(x_0^i - x_i^{eq}) \quad (26)$$

that $d^*(\hat{x}_i) < d^*(x_i^{eq}) + \varepsilon$ and hence $d^*(\hat{x}_i) < \min_{j \neq i} d^*(x_j^{eq})$. Therefore $\mu(\hat{x}_i, x_{-i}^{eq}) = \{i\}$ and hence $r_i^*(\hat{x}_i, x_{-i}^{eq}) = 1$. We get that:

$$\begin{aligned} u_i(\hat{x}_i, x_{-i}^{eq}) &= 1 - \lambda d_i^0(\hat{x}_i) = 1 - \lambda \frac{1}{k} \|\hat{x}_i - x_0^i\|_2^2 = 1 - \lambda \frac{1}{k} \left\| (x_i^{eq} - x_0^i) \left(1 - \frac{\delta}{2\|x_i^{eq} - x_0^i\|_2}\right) \right\|_2^2 \\ &= 1 - \lambda \frac{1}{k} \left(1 - \frac{\delta}{2\|x_i^{eq} - x_0^i\|_2}\right)^2 \|x_i^{eq} - x_0^i\|_2^2 > 1 - \lambda \frac{1}{k} \|x_i^{eq} - x_0^i\|_2^2 \\ &= 1 - \lambda d_i^0(x_i^{eq}) = u_i(x^{eq}) \end{aligned} \quad (27)$$

which is in contradiction to the fact that x^{eq} is a PNE.

3. If $i \in \mu(x^{eq})$ and $|\mu(x^{eq})| \geq 2$:

d is continuous and hence d_i^0 is continuous. Therefore there exists a $\delta > 0$ such that if $\|x_i - x_i^{eq}\|_2 < \delta$ then $d_i^0(x_i) < d_i^0(x_i^{eq}) + \frac{1}{2\lambda}$. Therefore it holds in particular for

$$\hat{x}_i := x_i^{eq} + \frac{\delta}{2\|x_i^{eq} - x^*\|_2}(x^* - x_i^{eq}) \quad (28)$$

that $d_i^0(\hat{x}_i) < d_i^0(x_i^{eq}) + \frac{1}{2\lambda}$.

Now, $d^*(\hat{x}_i) = \frac{1}{k} \|\hat{x}_i - x^*\|_2^2 = \frac{1}{k} \left\| (x_i^{eq} - x^*) \left(1 - \frac{\delta}{2\|x_i^{eq} - x^*\|_2}\right) \right\|_2^2 < \frac{1}{k} \|x_i^{eq} - x^*\|_2^2 = d^*(x_i^{eq})$. Therefore $\mu(\hat{x}_i, x_{-i}^{eq}) = \{i\}$ and hence $r_i(\hat{x}_i, x_{-i}^{eq}) = 1$. We get that:

$$\begin{aligned} u_i(\hat{x}_i, x_{-i}^{eq}) &= 1 - \lambda d_i^0(\hat{x}_i) > 1 - \lambda \left(d_i^0(x_i^{eq}) + \frac{1}{2\lambda} \right) \\ &= \frac{1}{2} - \lambda d_i^0(x_i^{eq}) \geq \frac{1}{|\mu(x^{eq})|} - \lambda d_i^0(x_i^{eq}) = u_i(x^{eq}) \end{aligned} \quad (29)$$

which is once again a contradiction to the fact that x^{eq} is a PNE.

□

F.2 Theorem 2

Proof. Assume by contradiction that there exists a proportional ranking function r , defined by $r_i(x) = \frac{g(d^*(x_i))}{\sum_{j=1}^n g(d^*(x_j))}$ for some continuously differentiable $g : [0, 1] \rightarrow \mathbb{R}_{++}$, which is both not the uniform ranking function ($r_i \equiv \frac{1}{n}$) and induces a potential game. We show that the fact that r induces a potential game implies that g is constant, which implies r is the uniform ranking function and wraps up the proof.

Since r induces a potential game, any publishers' game with r as its ranking function is a potential game. In particular, any publishers' game with r as its ranking function, $k = 1$ and d twice continuously differentiable is a potential game. Such games, since $g > 0$, satisfy the conditions of Theorem 4.5 in [MS96]. Therefore:

$$\frac{\partial^2 u_i(x)}{\partial x_i \partial x_j} = \frac{\partial^2 u_j(x)}{\partial x_i \partial x_j} \quad \forall i, j \in [n], \forall x \in X \quad (30)$$

Recall $u_i(x) := r_i(x) - \lambda d_i^0(x_i)$. Since $\frac{\partial^2 \lambda d_i^0(x_i)}{\partial x_i \partial x_j} = \frac{\partial^2 \lambda d_j^0(x_i)}{\partial x_i \partial x_j} = 0$, we get:

$$\frac{\partial^2 r_i(x)}{\partial x_i \partial x_j} = \frac{\partial^2 r_j(x)}{\partial x_i \partial x_j} \quad \forall i, j \in [n], \forall x \in X \quad (31)$$

Note that r_i can be written as:

$$r_i(x) = \frac{(g \circ d^*)(x_i)}{\sum_{j=1}^n (g \circ d^*)(x_j)} \quad (32)$$

Hence, by Lemma 6 we see that $g \circ d^*$ is constant on $[0, 1]$. And since this is true for every twice continuously differentiable d^* , it is true in particular for $x^* = 0$, $d(a, b) = (a - b)^2$, which gives us $d^*(a) = a^2$. Note that in this case, the image of d^* is precisely $[0, 1]$. Therefore, g is constant on $[0, 1]$. □

Lemma 6. Let $f : \mathbb{R}^n \rightarrow \mathbb{R}^n$ be of the form $f_i(x) = \frac{g(x_i)}{\sum_{j=1}^n g(x_j)}$ for a continuously differentiable function $g : [0, 1] \rightarrow \mathbb{R}$. Then

$$\frac{\partial^2 f_i(x)}{\partial x_i \partial x_j} = \frac{\partial^2 f_j(x)}{\partial x_i \partial x_j} \quad \forall i, j \in [n], \forall x \in [0, 1]^n \quad (33)$$

iff g is constant on $[0, 1]$.

Proof. If g is constant on $[0, 1]$ then $f_i \equiv \frac{1}{n} \forall i \in [n]$ and then f satisfies (33) trivially, since both sides of the equation are 0.

In the other direction, assume that f satisfies (33). Let us calculate the derivatives. It holds $\forall i, j \in [n]$ and $\forall x \in X$ that:

$$\frac{\partial f_i(x)}{\partial x_j} = \frac{-g(x_i)g'(x_j)}{\left(\sum_{k=1}^n g(x_k)\right)^2} \quad (34)$$

and

$$\frac{\partial^2 f_i(x)}{\partial x_i \partial x_j} = \frac{g'(x_i)g'(x_j) \left(2g(x_i) - \sum_{k=1}^n g(x_k) \right)}{\left(\sum_{k=1}^n g(x_k) \right)^3} \quad (35)$$

In the same way, we get:

$$\frac{\partial^2 f_j(x)}{\partial x_i \partial x_j} = \frac{g'(x_i)g'(x_j) \left(2g(x_j) - \sum_{k=1}^n g(x_k) \right)}{\left(\sum_{k=1}^n g(x_k) \right)^3} \quad (36)$$

So by (33) we get:

$$0 = \frac{\partial^2 f_i(x)}{\partial x_i \partial x_j} - \frac{\partial^2 f_j(x)}{\partial x_i \partial x_j} = \frac{g'(x_i)g'(x_j) (2g(x_i) - 2g(x_j))}{\left(\sum_{k=1}^n g(x_k) \right)^3} \quad (37)$$

Hence, $\forall i, j \in [n]$ and $\forall x \in [0, 1]^n$ it holds that:

$$g'(x_i) = 0 \vee g'(x_j) = 0 \vee g(x_i) = g(x_j) \quad (38)$$

Equivalently, (since $n \geq 2$):

$$g'(a) = 0 \vee g'(b) = 0 \vee g(a) = g(b) \quad \forall a, b \in [0, 1] \quad (39)$$

We proceed to show that (39) implies that g is constant on $[0, 1]$. We divide the proof into two cases:

- If there is no $a \in [0, 1]$ such that $g'(a) \neq 0$, then $g' \equiv 0$ on $[0, 1]$ and therefore g is constant on $[0, 1]$.
- Otherwise, let $a \in [0, 1]$ be such that $g'(a) \neq 0$. Without loss of generality, assume $g'(a) > 0$. By continuity of g' , there is a $\delta > 0$ such that $g'(x) > 0 \forall x \in U := (a - \delta, a + \delta) \cap [0, 1]$. So g is strictly increasing on U . Take $b \in U$. Since g is strictly increasing on U , $g(a) \neq g(b)$. Also, $g'(b) \neq 0$, $g'(a) \neq 0$ since they are both positive. This is a contradiction to (39).

□

F.3 Theorem 3

Proof. Let $g(t) = at + \frac{1}{n}$, and notice that the linear ranking function can be now written as $\hat{r}_i(x) = g(\nu_i(x))$.

We will show that the following function is a potential function for the game G :

$$\phi(x) = - \sum_{i=1}^n \left(-g(d^*(x_i)) + \lambda d_i^0(x_i) \right) \quad (40)$$

To show this, one should show that for any $i \in N, x_{-i} \in X_{-i}, x'_i, x''_i \in X_i$:

$$\phi(x'_i, x_{-i}) - \phi(x''_i, x_{-i}) = u_i(x'_i, x_{-i}) - u_i(x''_i, x_{-i}) \quad (41)$$

Let $i \in N, x_{-i} \in X_{-i}, x'_i, x''_i \in X_i$. Starting with the LHS, we get:

$$\begin{aligned} & \phi(x'_i, x_{-i}) - \phi(x''_i, x_{-i}) = \\ & -g(d^*(x'_i)) - \lambda d_i^0(x'_i) + g(d^*(x''_i)) + \lambda d_i^0(x''_i) = \\ & g(d^*(x''_i) - d^*(x'_i)) + \lambda(d_i^0(x''_i) - d_i^0(x'_i)) - \frac{1}{n} \end{aligned} \quad (42)$$

On the other hand, simplifying the RHS yields:

$$\begin{aligned} & u_i(x'_i, x_{-i}) - u_i(x''_i, x_{-i}) = \\ & g(\nu_i(x'_i, x_{-i})) - \lambda d_i^0(x'_i) - g(\nu_i(x''_i, x_{-i})) + \lambda d_i^0(x''_i) = \\ & g(\nu_i(x'_i, x_{-i}) - \nu_i(x''_i, x_{-i})) + \lambda(d_i^0(x''_i) - d_i^0(x'_i)) - \frac{1}{n} = \\ & g(d^*(x''_i) - d^*(x'_i)) + \lambda(d_i^0(x''_i) - d_i^0(x'_i)) - \frac{1}{n} \end{aligned} \quad (43)$$

The required equation (41) now follows directly from (42) and (43), which concludes the proof. \square

F.4 Theorem 4

Fix some publisher i and let us show she has a strictly dominant strategy. Player i 's utility is given by

$$\begin{aligned} u_i(x) &= r_i(x) - \lambda d_i^0(x) = \frac{\nu_i(x)}{n} + \frac{1}{n} - \lambda d_i^0(x) \\ &= \left(\sum_{j \in N \setminus \{i\}} \frac{d^*(x_j)}{n(n-1)} \right) - \frac{d^*(x_i)}{n} + \frac{1}{n} - \lambda d_i^0(x) \end{aligned} \quad (44)$$

Now, $\forall x_{-i} \in X_{-i}$:

$$\operatorname{argmax}_{x_i \in X_i} \{u_i(x_i, x_{-i})\} = \operatorname{argmax}_{x_i \in X_i} \left\{ -\frac{d^*(x_i)}{n} - \lambda d_i^0(x_i) \right\} \quad (45)$$

meaning that $\operatorname{argmax}_{x_i \in X_i} \{u_i(x_i, x_{-i})\}$ does not depend on x_{-i} . Note that since $g(x) = d(x, y)$ is strictly convex for any $y \in [0, 1]^k$, we get in particular that d_i^0 and d^* are strictly convex. This implies that $-\frac{d^*(x_i)}{n} - \lambda d_i^0(x_i)$ is strictly concave in x_i , and therefore has a unique maximizer. So we got that $\operatorname{argmax}_{x_i \in X_i} \{u_i(x_i, x_{-i})\}$ is a singleton that does not depend of x_{-i} . Let us denote $\operatorname{argmax}_{x_i \in X_i} \{u_i(x_i, x_{-i})\} = \{x_i^{dom}\}$. Then, the strategy x_i^{dom} is a strictly dominant strategy for player i by definition.

We proved that each player has a strictly dominant strategy. Note that the strategy profile where each

player plays her strictly dominant strategy is a PNE. The uniqueness of the PNE follows from the fact that a strictly dominated strategy can never be an equilibrium strategy, and each player has only one strategy that is not strictly dominated (her dominant strategy).

F.5 Lemma 1

Proof. Let G be a publishers' game with $r = \hat{r}$ and $d(x, y) = \frac{1}{k} \|x - y\|_2^2$. From Theorem 3, a potential function for G is:

$$\hat{\phi}(x) = - \sum_{i=1}^n \left(\frac{d^*(x_i)}{n} + \frac{1}{n} + \lambda d_i^0(x_i) \right) = - \sum_{i=1}^n \left(\frac{\|x_i - x^*\|_2^2}{nk} + \frac{1}{n} + \lambda \frac{\|x_i - x_0^i\|_2^2}{k} \right) \quad (46)$$

We notice that G is smooth and $\hat{\phi}$ is concave, therefore a strategy profile is a PNE if and only if it is a potential maximizer (see e.g. [Ney97]). In order to find a potential maximizer we will find stationary points by setting the gradient of the potential with respect to x_i to 0. We will denote those points by x^{eq} .

$$\nabla_{x_i} \hat{\phi}(x) = \frac{-2}{nk} (x_i - x^*) - \frac{2\lambda}{k} (x_i - x_0^i) \quad (47)$$

$$\begin{aligned} 0_k = \nabla_{x_i} \hat{\phi}(x^{eq}) &\implies 0_k = -(x_i^{eq} - x^*) - \lambda n (x_i^{eq} - x_0^i) \\ &\implies 0_k = -\lambda n x_i^{eq} - x_i^{eq} + x^* + \lambda n x_0^i \\ &\implies \forall i \in N, x_i^{eq} = \frac{x^* + \lambda n x_0^i}{1 + \lambda n} \end{aligned} \quad (48)$$

Since $\hat{\phi}$ is strictly concave, x^{eq} is its unique maximizer and hence the only PNE in G . Note that the squared Euclidean norm is strictly biconvex (that is, $g(x) = \frac{1}{k} \|x - y\|_2^2$ is strictly convex for any $y \in [0, 1]^k$). Therefore by Theorem 4, x_i^{eq} is a strictly dominant strategy for every player i . \square

F.6 Theorem 5

Proof. If r is a valid ranking function, then in particular its image is contained in the simplex Δ^n for every publishers' game with $n = 3, k = 1, x^* = 0, d(a, b) = (a - b)^2$. Thus for every such game, $\forall x \in X = [0, 1]^3$ it holds that:

$$1 = \sum_{j=1}^n r_j(x) = \sum_{j=1}^n g(\nu_j(x)) \quad (49)$$

Define a function $f : X \rightarrow \mathbb{R}$ by $f(x) = \sum_{j=1}^3 g(\nu_j(x))$. Since $f \equiv 1$ on X , $\nabla f(x) = \begin{pmatrix} 0 \\ 0 \\ 0 \end{pmatrix}$ for all $x \in X$.

Note that in such games, $d^*(a) = (a - 0)^2 = a^2$ and thus $d^{*'}(a) = 2a$. So $\forall x \in X, \forall i \in [n]$ it holds:

$$0 = \frac{\partial f(x)}{\partial x_i} = \sum_{j \neq i} g'(\nu_j(x)) \cdot \frac{2x_i}{n-1} - g'(\nu_i(x)) \cdot 2x_i \quad (50)$$

Denote by $\psi : \mathbb{R}^n \rightarrow \mathbb{R}^n$ the function defined by

$$\psi_i(d) := \frac{1}{n-1} \sum_{j \neq i} d_j - d_i \quad (51)$$

By (50), $\forall i \in N$:

$$0 = 2x_i \cdot \psi_i \left(\left(g'(\nu_l(x)) \right)_{l=1}^n \right) \quad (52)$$

Where $\left(g'(\nu_l(x)) \right)_{l=1}^n$ stands for the vector $\left(g'(\nu_1(x)) \quad g'(\nu_2(x)) \quad \dots \quad g'(\nu_n(x)) \right) \in \mathbb{R}^n$.

Hence $\forall x \in X, \forall i, j \in [n]$ the following holds:

$$x_i \neq 0 \wedge x_j \neq 0 \implies \psi_i \left(\left(g'(\nu_l(x)) \right)_{l=1}^n \right) = 0 = \psi_j \left(\left(g'(\nu_l(x)) \right)_{l=1}^n \right) \quad (53)$$

Thus by Lemma 7, $\forall x \in X, \forall i, j \in [n]$ it holds that:

$$x_i \neq 0 \wedge x_j \neq 0 \implies g'(\nu_i(x)) = g'(\nu_j(x)) \quad (54)$$

Now, we prove that g must be linear by proving that g' must be constant on $[-1, 1]$. We do this in two steps: first, we show that g' is constant on $(-0.75, 0.75)$ and then we show it is constant on the entire $[-1, 1]$ as well.

For the first step, we look at the profiles $x_\varepsilon := (\sqrt{0.5 - \varepsilon}, \sqrt{0.5}, \sqrt{0.5 + \varepsilon})$ for $\varepsilon \in (0, 0.5)$. The linear relative relevance vector in this case is $\nu(x_\varepsilon) = (1.5\varepsilon, 0, -1.5\varepsilon)$. By applying (54) on $x_\varepsilon, i = 1, j = 2$ we get $g'(1.5\varepsilon) = g'(0)$. By applying (54) on $x_\varepsilon, i = 2, j = 3$ we get $g'(-1.5\varepsilon) = g'(0)$. So, we got $\forall \varepsilon \in (0, 0.5), g'(-1.5\varepsilon) = g'(0) = g'(1.5\varepsilon)$. This means that $\forall t \in (0, 0.75), g'(-t) = g'(0) = g'(t)$. Therefore g' is constant on $(-0.75, 0.75)$.

Now for the second step, let $t \in (-1, 1)$ and we show that $g'(t) = g'(0)$. Consider the profile $\hat{x} := \left(\sqrt{\frac{1-t}{2}}, \sqrt{\frac{1+t}{2}}, \sqrt{\frac{1+t}{2}} \right)$. The linear relative relevance vector in this case is $\nu(\hat{x}) = \left(t, -\frac{t}{2}, -\frac{t}{2} \right)$.

By applying (54) on $\hat{x}, i = 1, j = 2$ we get $g'(t) = g'(-\frac{t}{2})$. Since $t \in (0, 1), -\frac{t}{2} \in (-0.75, 0.75)$, so by the first step we have that $g'(-\frac{t}{2}) = g(0)$. So $g'(t) = g'(0)$ as we wanted to show. This proves that g' is constant on $(-1, 1)$. Therefore, g is linear on $(-1, 1)$. Since g is continuous, it is also linear on $[-1, 1]$. □

Lemma 7. Let $\psi : \mathbb{R}^n \rightarrow \mathbb{R}^n$ the function defined by $\psi_i(d) = \frac{1}{n-1} \sum_{j \neq i} d_j - d_i$.

Then $\forall d \in \mathbb{R}^n, \forall i, j \in [n]$,

$$\psi_i(d) = \psi_j(d) \iff d_i = d_j \quad (55)$$

Proof.

$$\psi_i(d) = \frac{1}{n-1} \sum_{j \neq i} d_j - d_i = \frac{1}{n-1} \sum_{j=1}^n d_j - \frac{n}{n-1} d_i \quad (56)$$

So

$$\psi_i(d) = \psi_j(d) \iff \frac{n}{n-1} d_i = \frac{n}{n-1} d_j \iff d_i = d_j \quad (57)$$

□

F.7 Lemma 2

Proof. We use the fact that since L_i is convex and closed, $P_{L_i}(x_i)$ is well defined and unique, and the following holds [BHM99]:

$$\forall y \in L_i, \langle x_i - P_{L_i}(x_i), y - P_{L_i}(x_i) \rangle \leq 0 \quad (58)$$

where $\langle \cdot, \cdot \rangle$ stands for the standard inner product.

Also, if $x_i \notin L_i$, then $P_{L_i}(x_i) \neq x_i$ so $\|x_i - P_{L_i}(x_i)\| > 0$. We get that for every $y \in L_i$:

$$\begin{aligned} \|x_i - y\|^2 &= \|x_i - P_{L_i}(x_i) + P_{L_i}(x_i) - y\|^2 \\ &= \|x_i - P_{L_i}(x_i)\|^2 + \|P_{L_i}(x_i) - y\|^2 + 2 \langle x_i - P_{L_i}(x_i), P_{L_i}(x_i) - y \rangle \\ &\stackrel{(58)}{\geq} \|x_i - P_{L_i}(x_i)\|^2 + \|P_{L_i}(x_i) - y\|^2 > \|P_{L_i}(x_i) - y\|^2 \end{aligned} \quad (59)$$

Hence in particular $\|x_i - x^*\| > \|P_{L_i}(x_i) - x^*\|$, and thus $d^*(x_i) > d^*(P_{L_i}(x_i))$, so by our assumption on r we have $r_i(x_i, x_{-i}) \leq r_i(P_{L_i}(x_i), x_{-i}) \forall x_{-i} \in X_{-i}$.

In the same way, $\|x_i - x_i^0\| > \|P_{L_i}(x_i) - x_i^0\|$, so $d_i^0(x_i) > d_i^0(P_{L_i}(x_i))$. By combining these two inequalities we get that for any $x_{-i} \in X_{-i}$:

$$\begin{aligned} u_i(x_i, x_{-i}) &= r_i(x_i, x_{-i}) - \lambda d_i^0(x_i) \\ &< r_i(P_{L_i}(x_i), x_{-i}) - \lambda d_i^0(P_{L_i}(x_i)) = u_i(P_{L_i}(x_i), x_{-i}) \end{aligned} \quad (60)$$

so by definition x_i is strictly dominated by $P_{L_i}(x_i)$ in G . □

F.8 Lemma 3

Proof. Let G be a publishers' game with $d(x, y) = \frac{1}{\sqrt{k}}\|x - y\|_2$, and let $i \in N$, $x_i \in L_i$. By definition, $\exists t \in [0, 1]$ s.t. $x_i = tx^* + (1-t)x_0^i$.

$$\begin{aligned}
d(x_0^i, x^*) &= \frac{\|x_0^i - x^*\|_2}{\sqrt{k}} = t \cdot \frac{\|x^* - x_0^i\|_2}{\sqrt{k}} + (1-t) \cdot \frac{\|x_0^i - x^*\|_2}{\sqrt{k}} \\
&= \frac{\|tx^* - tx_0^i + x_0^i - x_0^i\|_2}{\sqrt{k}} + \frac{\|(1-t)x_0^i - (1-t)x^*\|_2}{\sqrt{k}} \\
&= \frac{\|tx^* + (1-t)x_0^i - x_0^i\|_2}{\sqrt{k}} + \frac{\|tx^* + (1-t)x_0^i - x^*\|_2}{\sqrt{k}} \\
&= \frac{\|x_i - x_0^i\|_2}{\sqrt{k}} + \frac{\|x_i - x^*\|_2}{\sqrt{k}} = d_i^0(x_i) + d^*(x_i)
\end{aligned} \tag{61}$$

□

F.9 Lemma 4

Proof. Let G be a publishers' game with $r = \hat{r}$ and $d(x, y) = \frac{\|x-y\|_2}{\sqrt{k}}$. First, we notice that:

$$u_i(x) = r_i(x) - \lambda d_i^0(x_i) = \frac{\nu_i(x)}{n} + \frac{1}{n} - \lambda d_i^0(x_i) = \left(\sum_{j \in N \setminus \{i\}} \frac{d^*(x_j)}{n(n-1)} \right) - \frac{d^*(x_i)}{n} + \frac{1}{n} - \lambda d_i^0(x_i) \tag{62}$$

Now, for every player $i \in N$ and $\forall x_{-i} \in X_{-i}$:

$$\begin{aligned}
\operatorname{argmax}_{x_i \in X_i} \{u_i(x_i, x_{-i})\} &\stackrel{(1)}{=} \operatorname{argmax}_{x_i \in L_i} \{u_i(x_i, x_{-i})\} \stackrel{(2)}{=} \operatorname{argmax}_{x_i \in L_i} \left\{ -\frac{d^*(x_i)}{n} - \lambda d_0(x_i) \right\} \\
&= \operatorname{argmin}_{x_i \in L_i} \left\{ d^*(x_i) + \lambda n d_0(x_i) \right\} \stackrel{(3)}{=} \operatorname{argmin}_{x_i \in L_i} \left\{ d(x_0^i, x^*) - d_i^0(x_i) + \lambda n d_0(x_i) \right\} \\
&= \operatorname{argmin}_{x_i \in L_i} \left\{ (\lambda n - 1) d_i^0(x_i) \right\} = \begin{cases} \{x^*\}, & \text{if } \lambda n < 1 \\ L_i, & \text{if } \lambda n = 1 \\ \{x_0^i\}, & \text{if } \lambda n > 1 \end{cases}
\end{aligned} \tag{63}$$

When transition (1) is based on Lemma 2, transition (2) is substitution and removal of terms that do not depend on x_i and transition (3) is based on Lemma 3. This wraps up the proof, since a profile x is a PNE if and only if for every player $i \in N$ it holds that $x_i \in \operatorname{argmax}_{x_i' \in X_i} \{u_i(x_i', x_{-i})\}$.

□