

---

# FairDP: Certified Fairness with Differential Privacy

---

**Khang Tran**

New Jersey Institute of Technology, USA  
kt36@njit.edu

**Ferdinando Fioretto**

University of Virginia, USA  
fioretto@virginia.edu

**Issa Khalil**

Qatar Computing Research Institute, Qatar  
ikhail@hbku.edu.qa

**My T. Thai**

University of Florida, USA  
mythai@cise.ufl.edu

**NhatHai Phan\***

New Jersey Institute of Technology, USA  
phan@njit.edu

## Abstract

This paper introduces **FAIRDP**, a novel mechanism designed to achieve certified fairness with differential privacy (DP). FAIRDP independently trains models for distinct individual groups, using group-specific clipping terms to assess and bound the disparate impacts of DP. Throughout the training process, the mechanism progressively integrates knowledge from group models to formulate a comprehensive model that balances privacy, utility, and fairness in downstream tasks. Extensive theoretical and empirical analyses validate the efficacy of FAIRDP and improved trade-offs between model utility, privacy, and fairness compared with existing methods.

## 1 Introduction

Machine learning (ML) systems are being increasingly adopted in decision processes that have a significant impact on people’s lives, such as in healthcare, finance, and criminal justice. This adoption also sparked concerns about how much information these systems disclose about individuals’ data and how they handle bias and discrimination.

*Differential Privacy* (DP) is an algorithmic property that allows to assess and bound the leakage of sensitive individuals’ information during computations. In the context of ML, it enables algorithms to learn from data while ensuring they do not retain sensitive information about any specific individual in the training data. However, it has been observed that DP systems may produce biased and unfair results for different groups of individuals [3, 18, 52], which can have societal impacts for such individuals, particularly in areas including finance, criminal justice, or job-hiring [17].

The issue of balancing privacy and fairness in ML systems has been the subject of much discussion in recent years. For example, [9] showed the existence of a tradeoff between differential privacy and equal opportunity, a fairness criterion that requires a classifier to have equal true positive rates for different groups. Different studies have also reported that when models are trained on data with long-tailed distributions, it is challenging to develop a private learning algorithm that has high accuracy for minority groups [43]. These findings have led to the question of whether fair models can be created while preserving sensitive information and have spurred the development of various approaches [25, 34, 45, 47, 48] (see Appx. D for further discussion on related work). While these

---

\*Corresponding author

studies have contributed to a deeper understanding of the trade-offs between privacy and fairness, as well as the importance of addressing these issues in a unified manner, they all share a common limiting factor: *the inability to balance the trade-offs of privacy and fairness while providing formal guarantees for them*. This aspect is essential and cannot be overstated. In many critical application contexts, such as those regulated by policy and laws, these guarantees are often required, and failure to provide them can prevent adoption or deployment [44].

This paper aims to address this gap by proposing novel mechanisms that provide certificates on fairness while preserving differential privacy. The main challenges in developing such a mechanism are: **(1)** Designing appropriate DP algorithms that can limit the impact of privacy-preserving noise on the model bias; and **(2)** Balancing the trade-offs between model utility, privacy, and fairness, while simultaneously providing useful fairness certificates.

**Contributions.** The paper makes two main contributions to address these challenges. First, it introduces a novel DP training mechanism with certified fairness, called FAIRD<sub>P</sub>. The mechanism controls the amount of noise injected into groups of data points classified by fairness-sensitive attributes, such as race and gender. By controlling the disparate effects of noise on model fairness through group-specific clipping terms, FAIRD<sub>P</sub> enables the derivation and tightening of certified fairness bounds. Throughout the training process, the mechanism progressively integrates knowledge from each group model, leading to improved trade-offs between model utility, privacy, and fairness. Second, it conducts extensive experiments to analyze the interplay among utility, privacy, and fairness using various benchmark datasets. The results show that FAIRD<sub>P</sub> provides a better balance between privacy and fairness compared to existing baselines, including both DP-preserving mechanisms with or without fairness constraints.

The significance of our theoretical and empirical analysis becomes apparent as it emphasizes the need to develop novel approaches for effectively combining data privacy preservation and fairness. In this context, FairDP represents an innovative solution that bridges this critical void.

## 2 Background and Research Goal

The paper considers datasets  $D = \{(x_i, a_i, y_i)\}_{i=1}^n$  whose samples are drawn from an unknown distribution. Therein,  $x_i \in \mathcal{X} \subset \mathbb{R}^d$  is a sensitive feature vector,  $a_i \in \mathcal{A} = [K]$  is a (group of) protected group attribute(s), and  $y_i \in \mathcal{Y} = \{0, 1\}$  is a binary class label, similar to previous work [7, 49, 27]. For example, consider a classifier for predicting whether individuals may qualify for a loan. The data features  $x_i$  may describe the individuals' education, current job, and zip code. The protected attribute  $a_i$  may describe the individual's gender or race, and the label  $y_i$  indicates whether the individual would successfully repay a loan or not. The paper also uses notation  $D_k = \{(x_i, a_i = k, y_i)\}_{i=1}^{n_k}$  to denote a non-overlapping partition over dataset  $D$  which contains exclusively the individuals belonging to a protected group  $k$  and  $\cap_k D_k = \emptyset$ . Although the results in this paper consider only one protected attribute, the results can be directly generalized to multiple protected attributes (see Appx. E).

**Research Goal.** The paper studies models  $h_\theta : \mathcal{X} \rightarrow [0, 1]$  parameterized by  $\theta \in \mathbb{R}^r$  and the learning task optimizes the empirical loss function:

$$\mathcal{L}(D) = \min_{\theta} \sum_{(x_i, a_i, y_i) \in D} \ell(h_\theta(x_i), y_i),$$

where  $\ell : \mathcal{Y} \times \mathcal{Y} \rightarrow \mathbb{R}_+$  is a differentiable loss function. The goal is to train models satisfying three key properties: **(1) Privacy:** the model parameters  $\theta$  are protected to prevent information leakage from the training data; **(2) Fairness:** the released model is unbiased towards any protected group, with theoretical guarantees; and **(3) Utility:** at the same time, the model's utility is maximized.

The paper uses  $h_\theta$  and  $h_{\theta_k}$  to denote, respectively, the models minimizing the empirical loss  $\mathcal{L}(D)$  over the entire dataset and that minimizing  $\mathcal{L}(D_k)$  using data from the corresponding group  $k$ .

**Differential Privacy.** Differential privacy (DP) [13] is a strong privacy concept ensuring that the likelihood of any outcome does not change significantly when a record is added or removed from a dataset. An adjacent dataset ( $D'$ ) of  $D$  is created by adding or removing a record from  $D$ . Such a relation is denoted by  $D \sim D'$ .

**Definition 2.1 (DP).** A mechanism  $\mathcal{M} : \mathcal{D} \rightarrow \mathcal{R}$  with domain  $\mathcal{D}$  and range  $\mathcal{R}$  satisfies  $(\epsilon, \delta)$ -DP, if, for any two adjacent inputs  $D \sim D' \in \mathcal{D}$ , and any subset of outputs  $R \subseteq \mathcal{R}$ :

$$\Pr[\mathcal{M}(D) \in R] \leq e^\epsilon \Pr[\mathcal{M}(D') \in R] + \delta.$$

Parameter  $\epsilon > 0$  describes the *privacy loss* of the algorithm, with values close to 0 denoting strong privacy, while parameter  $\delta \in [0, 1)$  captures the probability of failure in satisfying  $\epsilon$ -DP. The global sensitivity  $\Delta_f$  of a real-valued function  $f : \mathcal{D} \rightarrow \mathbb{R}$  is defined as the maximum amount by which  $f$  changes in two adjacent inputs:  $\Delta_f = \max_{D \sim D'} \|f(D) - f(D')\|_2$ . In particular, the Gaussian mechanism, defined by  $\mathcal{M}(D) = f(D) + \mathcal{N}(0, \sigma^2 \mathbf{I})$ , where  $\mathcal{N}(0, \sigma^2)$  is the Gaussian distribution with 0 mean and standard deviation  $\sigma^2$ , satisfies  $(\epsilon, \delta)$ -DP for  $\sigma = \Delta_f \sqrt{2 \log(1.25/\delta)}/\epsilon$ .

**Group Fairness and Guarantees.** This paper considers a general notion of statistical fairness metrics as follows:

**Definition 2.2. General Notion of Fairness.** The fairness of a given model  $h_\theta(\cdot)$  is quantified by

$$\text{Fair}(h_\theta) = \max_{u, v \in [K]} [Pr(\hat{y} = 1 | a = u, e) - Pr(\hat{y} = 1 | a = v, e)], \quad (1)$$

where  $\hat{y}$  is the model’s prediction and  $e$  is a random event.

The fairness notion in Equation (1) captures several well-known fairness metrics, including demographic parity [33] (when  $e = \emptyset$ ), equality of opportunity [22] (when  $e$  is the event “ $y = 1$ ”), and equality of odd [22] (when  $e = y$ ). When  $\text{Fair}(h_\theta) = 0$ , the model  $h_\theta$  is said to satisfy *perfect fairness* [51, 30]. However, perfect fairness cannot be achieved with DP-preservation, which is discussed in [9, 2]. Therefore, the paper focuses on achieving *approximated fairness*, which allows the fairness metrics to be within a “meaningful” range. In addition, if a model  $h_\theta$  satisfies  $\text{Fair}(h_\theta) \leq \tau$ , for  $\tau \in [0, 1]$ , then we say that  $h_\theta$  achieves *certification of  $\tau$ -fairness*. Intuitively, as  $\tau$  decreases, the model’s decision becomes more independent of the protected attribute, given different fairness metrics reflected through the random event  $e$ .

### 3 Certified Fairness with DP (FairDP)

This section introduces FAIRD, a mechanism that addresses two key objectives: **(1)** the realization of  $(\epsilon, \delta)$ -differential privacy (DP) and **(2)** the provision of a provable  $\tau$ -fairness guarantee. Central to this approach is the use of a stochastic gradient descent (SGD) training process. However, developing FAIRD poses a significant challenge in balancing the disparate impact of the DP-preserving noise on specialized model predictions for different protected groups while also ensuring  $\tau$ -fairness certification. Moreover, as the model parameters are updated under DP preservation during each training round, they become intricate in infinite parameter space, adding complexity to achieving  $\tau$ -fairness guarantees. Finding a solution to these intertwined challenges is difficult since DP preservation and fairness can substantially reduce the model’s performance, particularly without a carefully calibrated noise injection.

#### 3.1 FAIRD and Privacy Guarantee

To overcome these challenges, FAIRD relies on two key strategies: Firstly, it restricts the model parameters within a finite space, enabling us to establish a tractable boundary for the model’s DP-preserving noise-influenced predictions. In a neural network, FAIRD uses an  $l_2$ -norm clipping on the final layer weights of model  $h_\theta$ , a technique also applicable to models prioritizing privacy. Second, rather than training a single model  $h_\theta$ , FAIRD trains a set of group-specific models  $\{h_{\theta_k}\}_{k=1}^K$  with each  $\theta_k$  being independently learned to minimize the loss  $\mathcal{L}(D_k)$ . This approach not only allows to preserve each group’s privacy, enhancing control over noise injection per group, but also progressively aggregates group models to construct a (general) model  $h_\theta$ . Thus, FAIRD effectively combines and propagates knowledge from each group to balance privacy, fairness, and utility.

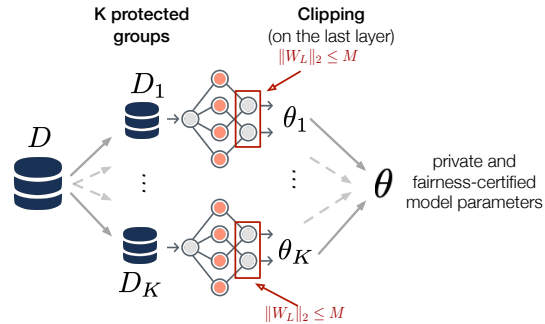


Figure 1: FAIRD: A schematic overview.

**FAIRDP.** A schematic illustration of the algorithm is in Fig. 1 and its pseudocode is in Alg. 1. Without loss of generality, we consider  $h_\theta$  as an  $L$ -layers neural network, where  $\theta = \{W_1, \dots, W_L\}$ ,  $W_j$  contains the weights at the  $j^{\text{th}}$  layer, and the activation of the last layer is a sigmoid function for binary classification. In each training round  $t$ , FAIRDP clips the  $l_2$ -norm of the final layer’s weights  $W_L^{(t-1)} \in \theta^{(t-1)}$  by  $M$  (line 4). For each group  $k$ , FAIRDP initializes the group model parameters  $\theta_k^{(t-1)}$  using the clipped model parameters  $\theta^{(t-1)}$  (line 5). It then draws a batch of data points  $B_k$  from the corresponding group dataset  $D_k$  with probability  $q$ . The  $l_2$ -norm of the gradient derived from each data point in the batch is then constrained by a predefined upper-bound  $C$  (line 9). Next, Gaussian noise  $\mathcal{N}(0, C^2\sigma^2\mathbf{I}_r)$  is added to the sum of clipped gradients  $\Delta\bar{g}_k$  from all data points, preserving DP. Here,  $r$  denotes the number of model weights,  $\mathbf{I}_r$  is an identity matrix of size  $r$ , and  $\sigma$  is a DP-preserving noise scale (line 11).

The group model’s parameters  $\theta_k$  are updated using DP-preserving gradients through standard SGD with a learning rate  $\eta$  (line 12). The group models are aggregated to construct the (general) model  $h_\theta$ :  $\theta^{(t)} = (\theta_1^{(t)} + \dots + \theta_K^{(t)})/K$  (line 14). The aggregated model parameters  $\theta^{(t)}$  are used as the parameters for every group model in the next training round (line 5). These aggregation and propagation steps ensure that the final model parameters  $\theta^{(T)}$ , where  $T$  is the number of update steps, are close to the parameters of every group, reducing bias towards any specific group and distilling knowledge from every group to improve model utility.

The returned parameters  $\theta^{(T)}$  satisfy  $(\epsilon, \delta)$ -DP.

**Theorem 3.1.** *Alg. 1 satisfies  $(\epsilon, \delta)$ -DP where  $\epsilon$  is calculated by the Moment Accountant [1] given the sampling probability  $q$ ,  $T$  update steps, and the noise scale  $\sigma$ .*

The proof of all theorems is reported in the Appendix.

### 3.2 Fairness Certification

It is important that the general model  $h_\theta$  only observes the non-protected attributes  $x$  as input in practice [5, 8]. Therefore, the prediction  $\hat{y}$  on a data point solely depends on  $x$  and  $\theta$  during the inference process. As a result, it is practical to assume that  $\hat{y}$  is independent of the protected attribute  $a$  and the random event  $e$ , given non-protected attribute  $x$ . It is worth noting that  $x$  can be affected by the protected attributes  $a$  and the random event  $e$  at the same time, resulting in a **biased model** on the features  $x$  affected by  $a$ . This has been discussed and observed in real-world applications [21, 8, 15, 10].

The predicting process of  $h_\theta$  can be represented by a Bayesian network illustrated in Fig. 2. We focus on analyzing the probability  $Pr(\hat{y} = 1|x)$ , which is the likeliness that a data point is positively predicted given its non-protected attributes  $x$ , especially at the last layer ( $L^{\text{th}}$ ) of the (general) model  $h_\theta$  since it directly produces the predictions. Specifically, the  $L^{\text{th}}$  layer consists of an input  $z_{L-1} \in \mathbb{R}^f$  and an output  $z_L \in \mathbb{R}$ , before the application of the sigmoid activation function. If  $\text{sigmoid}(z_L) > 0.5$  (equivalent to  $z_L > 0$ ), then the prediction of the (general) model  $h_\theta$  is  $\hat{y} = 1$ ; otherwise the prediction is  $\hat{y} = 0$ .

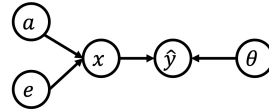


Figure 2: Bayesian network of our setting.

Given a group model  $h_{\theta_k}$ , DP-preserving noise injected into clipped gradients  $\Delta\bar{g}_k$  (line 11) transforms the gradients of the last layer, denoted as  $\mu_k$ , into a random variable following a multivariate Gaussian distribution  $\mathcal{N}(\mu_k; \sigma^2 C^2 \mathbf{I}_f)$ , as follows:  $\tilde{\mu}_k = \mu_k + \mathcal{N}(0; \sigma^2 C^2 \mathbf{I}_f)$ . As a result, the weights at the last layer for the group  $k$  at every step  $t$ , denoted by  $W_{L,k}^{(t)}$ , becomes a random variable with the following distribution  $\mathcal{N}(W_{L,k}^{(t-1)} - \eta\mu_k; \eta^2\sigma^2 C^2 \mathbf{I}_f)$ .

Notice that the weight  $W_L^{(t)}$  of the (general) model  $h_\theta$  is a linear combination of the  $K$  multivariate Gaussian random variables  $\{W_{L,k}^{(t)}\}_{k \in [K]}$ . Based on the fact that the linear combination of multivariate Gaussian random variables is also multivariate Gaussian distributed [4], the weight  $W_L^{(t)}$  follows a multivariate Gaussian distribution:

$$W_L^{(t)} \sim \mathcal{N}\left(\frac{1}{K} \sum_{k=1}^K W_{L,k}^{(t-1)} - \frac{\eta}{K} \sum_{k=1}^K \mu_k; \frac{\eta^2 \sigma^2 C^2}{K} \mathbf{I}_f\right) \text{ or } W_L^{(t)} \sim \mathcal{N}\left(W^{(t-1)} - \eta\mu; \frac{\eta^2 \sigma^2 C^2}{K} \mathbf{I}_f\right), \quad (2)$$

where  $W^{(t-1)} = \frac{1}{K} \sum_{k=1}^K W_{L,k}^{(t-1)}$  and  $\mu = \frac{1}{K} \sum_{k=1}^K \mu_k$ .

Since the output  $z_L = W_L^{(t)\top} z_{L-1}$  is a linear combination of the Gaussian random variable,  $z_L$  is a random variable in one dimension following a Gaussian distribution:

$$z_L \sim \mathcal{N}\left(\langle W^{(t-1)} - \eta\mu, z_{L-1} \rangle; \frac{1}{K} \|z_{L-1}\|_2^2 \eta^2 \sigma^2 C^2\right) \quad (3)$$

where  $\langle \cdot, \cdot \rangle$  is the inner product between two vectors.

As a result of Eq. (3), the (general) model  $h_\theta$  predicts  $z_L$  derived from a data point  $x \in \mathbb{R}^d$  as a positive value with the probability  $Pr(\hat{y} = 1|x) = Pr(z_L > 0) = 1 - Pr(z_L \leq 0)$ , where the probability  $Pr(z_L \leq 0)$  can be computed by:

$$Pr(z_L \leq 0) = \frac{1}{2} + \frac{1}{2} \operatorname{erf}\left(\frac{-\langle W^{(t-1)} - \eta\mu, z_{L-1} \rangle}{\|z_{L-1}\|_2 \eta \sigma C \sqrt{\frac{2}{K}}}\right) \quad (4)$$

where  $\operatorname{erf}(\cdot)$  is the *error function*. Eq. (4) follows the cumulative distribution function of one-dimension Gaussian distribution up to  $z_L = 0$  [4]. Thus, we have:

$$Pr(\hat{y} = 1|x) = 1 - Pr(z_L \leq 0) = \frac{1}{2} + \frac{1}{2} \operatorname{erf}\left(\frac{\langle W^{(t-1)} - \eta\mu, z_{L-1} \rangle}{\|z_{L-1}\|_2 \eta \sigma C \sqrt{\frac{2}{K}}}\right) \quad (5)$$

By multiplying the numerator and denominator in Eq. (5) by  $\|W^{(t-1)} - \eta\mu\|_2 \|z_{L-1}\|_2$  and leveraging the fact that  $\frac{\langle W^{(t-1)} - \eta\mu, z_{L-1} \rangle}{\|W^{(t-1)} - \eta\mu\|_2 \|z_{L-1}\|_2} = \cos \phi$ , with  $\phi$  being the angle between vectors  $(W^{(t-1)} - \eta\mu)$  and  $z_{L-1}$ ,  $Pr(\hat{y} = 1|x)$  can be computed by:

$$Pr(\hat{y} = 1|x) = \frac{1}{2} + \frac{1}{2} \operatorname{erf}\left(\frac{\|W^{(t-1)} - \eta\mu\|_2 \cos \phi}{\eta \sigma C \sqrt{\frac{2}{K}}}\right) \quad (6)$$

From Eq. (6),  $\cos(\phi) \in [-1, 1]$ , and the monotonicity of the error function<sup>3</sup>, one can upper bound and lower bound the probability that  $\hat{y} = 1$  given  $x$ , as follows:

$$\frac{1}{2} - \frac{1}{2} \operatorname{erf}\left(\frac{\|W^{(t-1)} - \eta\mu\|_2}{\eta \sigma C \sqrt{\frac{2}{K}}}\right) \leq Pr(\hat{y} = 1|x) \leq \frac{1}{2} + \frac{1}{2} \operatorname{erf}\left(\frac{\|W^{(t-1)} - \eta\mu\|_2}{\eta \sigma C \sqrt{\frac{2}{K}}}\right). \quad (7)$$

Since the weights  $W^{(t-1)}$  and gradients  $\mu$  are bounded by the clipping in FAIRD (lines 4 and 9); that is  $\|W^{(t-1)}\|_2 \leq M$  and  $\|\mu\|_2 \leq \frac{m}{K} C$  where  $m = \sum_{k=1}^K |B_k|$  is the total size of all training batches across protected groups  $|B_k|$  in a training round, we can derive a  $\tau$ -fairness certification of  $\text{Fair}(h_\theta)$  from Eq. (7) in the following theorem:

<sup>2</sup>If the prediction process uses a threshold other than 0.5, this probability can still be computed by an inverse of the sigmoid function to find the corresponding value for the cumulative distribution.

<sup>3</sup>The error function is an increasing function, i.e. if  $x_1 < x_2$ , then  $\operatorname{erf}(x_1) < \operatorname{erf}(x_2)$ .

**Theorem 3.2.** A general model  $h_\theta$  optimized by Algorithm 1 satisfies  $\tau$ -fairness certification with,

$$\text{Fair}(h_\theta) \leq \text{erf}\left(\frac{(MK + \eta m C)\sqrt{K}}{K\eta\sigma C\sqrt{2}}\right). \quad (8)$$

**Remark 1.** Theorem 3.2 provides an upper-bound on the  $\tau$ -fairness certification, revealing a novel insight into the trade-off among privacy, fairness, and utility. It is worth noting that the upper bound of fairness certification  $\tau$  decreases as the DP-preserving noise scale  $\sigma$  increases. As a result, stronger privacy (larger  $\sigma$  values) correspond to enhanced fairness certification (smaller  $\tau$  values) due to the increased randomness influencing the model’s decisions. Our theoretical observation is consistent with previous empirical studies [54, 35]. This theoretical impact of DP-preserving noise augments privacy and fairness assurances in our model provides a non-trivial fairness guarantee by small values of  $\sigma$  while making non-random predictions in certain scenarios, such as when the non-protected attributes have distinguishable distribution with respect to the labels incurring a flat local minima with the ability to use higher learning rates  $\eta$  and smaller batch sizes  $m$ .

### 3.3 Tightening Fairness Certification

While an important result, larger batch sizes  $m$  and smaller learning rates  $\eta$  can result in a looser  $\tau$ -fairness. Therefore, in our second main contribution, we derive an empirical fairness bound that substantially tightens the  $\tau$ -fairness certification, enabling a pragmatic understanding of the privacy, fairness, and utility trade-offs. By leveraging Eq. (5), the empirical fairness bound can be calculated on-the-fly (i.e., during model training). For a specific group  $k$ , at every update step  $t$ , the probability  $Pr(\hat{y} = 1|a = k, e)$  can be empirically computed as follows:

$$P_{emp}(\hat{y} = 1|a = k, e) = \frac{1}{n_{k,e}} \sum_{x \in D_{k,e}} P_{emp}(\hat{y} = 1|x) = \frac{1}{n_{k,e}} \sum_{x \in D_{k,e}} P_{emp}(z_L > 0) \quad (9)$$

$$= \frac{1}{2} + \frac{1}{2n_{k,e}} \sum_{x \in D_{k,e}} \text{erf}\left(\frac{\langle W^{(t-1)} - \eta\mu, z_{L-1} \rangle}{\|z_{L-1}\|_2 \eta\sigma C \sqrt{\frac{2}{K}}}\right) \quad (10)$$

where we use the real values of  $W^{(t-1)}$ ,  $\mu$ , and  $z_{L-1}$  at every round  $t$ , and  $n_{k,e}$  is the size of  $D_{k,e}$ .

The empirical fairness certificate can be generalized to different fairness metrics by considering the event  $e$ . In fact,  $D_{k,e} = D_k$  for **demographic parity**,  $D_{k,e}$  is the set of data point in  $D_k$  with the positive label for **equality of opportunity**, and  $D_{k,e}$  is the set of data point in  $D_k$  with the positive label when computing true positive rate or the negative label when computing false positive rate for **equality of odd**. Finally, the empirical  $\tau$ -fairness certification of the general model  $h_\theta$  can be computed by  $\max_{u,v \in [K]} [P_{emp}(\hat{y} = 1|a = u, e) - P_{emp}(\hat{y} = 1|a = v, e)]$ .

**Proposition 3.3.** A model  $h_\theta$  optimized by Alg. 1 satisfies empirical  $\tau_{emp}$ -fairness certification with  $\tau_{emp} = \max_{u,v \in [K]} [P_{emp}(\hat{y} = 1|a = u, e) - P_{emp}(\hat{y} = 1|a = v, e)]$ .

**Utility, Privacy, and Fairness Trade-offs.** FAIRDp is, to our knowledge, the first mechanism that achieves both theoretical and empirical certification of  $\tau$ -fairness while preserving DP, all without undue sacrificing model utility, as demonstrated in the experimental results below. Also, Theorem 3.2 and Proposition 3.3 provide an insightful theoretical understanding of the interplay between privacy, fairness, and utility. A stronger privacy guarantee (larger noise scale  $\sigma$ ) tends to result in better fairness certification (smaller  $\tau$ ), even though stronger privacy may affect model utility.

**Remark 2.** Practitioners can leverage our results to more effectively balance the trade-offs among privacy, fairness, and utility by adaptively adjusting the training process of FAIRDp. For example, applying optimizers like Adam [29] at the training onset may enhance model utility and convergence rate under identical DP protection. As the model nears convergence, practitioners can transition to SGD to secure fairness certification, enabling us to overcome tight constraints on the weights of the last layer. Also, practitioners can adjust the hyper-parameter  $M$  to achieve better fairness. As in Theorem 3.2, the lower value of  $M$ , the fairer the model is. However, small  $M$  could degrade model utility since it constrains the decision boundary in a smaller parameter space (see Fig. 15, Appx. G, for details). Another application of Proposition 3.3 is to train a model achieving desirable privacy and fairness guarantees  $(\epsilon, \tau)$ , which can be predefined by practitioners, by training the model until privacy and empirical fairness estimate aligns with the predetermined thresholds and halting the training if one of the guarantees is breached.

Table 1: Evaluation Datasets.

Data set	# data points	# features	Protected Attribute	# positive label	Size of minor group
Lawschool	86,022	33	Race	23,243	15,311
Default-CCC	30,000	89	Gender	6,636	11,460
Adult	48,842	41	Gender	11,687	16,192
Abalone	1,418	7	Gender	915	654

## 4 Experimental Results

In this section, we conducted a comprehensive evaluation of FAIRDP and several baseline methods on various benchmark datasets, primarily focusing on two aspects: (1) Examining the trade-off between model utility, privacy, and fairness, and (2) Assessing the accuracy and tightness of the fairness certification by comparing it with empirical results obtained from multiple statistical fairness metrics.

### 4.1 Datasets, Metrics and Model Configurations

The evaluation uses four datasets: Adult and Abalone datasets from the UCI Machine Learning Repository [11], Default of Credit Card Clients (Default-CCC) dataset [56] and Law School Admissions (Lawschool) dataset [50]. Details of the datasets are presented in Table 1. Data preprocessing steps are strictly followed as outlined in previous works such as [24, 42, 46]. On the Lawschool, Adult, and Abalone<sup>4</sup> datasets, the model’s performance is evaluated by *accuracy* as in previous studies [16, 20, 27, 53]. In contrast, the Default-CCC dataset evaluates it by *area under the precision-recall curve* (AUC-PR) due to its heavy imbalance. A *higher accuracy/AUC-PR* indicates *better* performance. *Demographic parity* [12], *equality of opportunity*, and *equality of odds* [23] are used as primary fairness metrics.

We employ a multi-layer perceptron (MLP) with ReLU activation on hidden layers and sigmoid activation on the last layer for binary classification tasks. The baseline models use Adam optimizer [29] during the complete training process, while FAIRDP uses Adam for the first 90% of the training steps and then switches to vanilla SGD for the remaining steps. For FAIRDP, we set the weight clipping hyper-parameter  $M \in [0.1, 1.0]$  and initialize the learning rate  $\eta = 0.02$  when using Adam, and then reduce it to  $\eta = 0.005$  when switching to SGD.

### 4.2 Baselines

We consider a variety of DP-preserving mechanisms, fairness training algorithms, and combinations of these as our baselines. This results in eight baselines, including a standard MLP, four existing mechanisms that either preserve DP or promote fairness, one adapted mechanism that achieves both DP and fairness, and two variants of FAIRDP.

**Established Baselines.** We consider **DPSGD** [1], functional mechanism (**FM**) [57, 39, 41, 37], **DPSGDF** [53], and **FairSmooth** [27] as baselines. Both DPSGD and FM are well-established DP mechanisms with many applications in DP research. **DPSGDF** is designed to alleviate the disparate impact of DPSGD by focusing on accuracy parity. **FairSmooth** is a state-of-the-art mechanism that assures group fairness by transforming the model  $h_\theta$  into a smooth classifier as  $\hat{h}_\theta = \mathbb{E}_\nu[h_{(\theta+\nu)}]$  where  $\nu \sim \mathcal{N}(0, \bar{\sigma}^2)$  in the inference process, where  $\bar{\sigma}$  is the standard deviation of the Gaussian noise. Moreover, we introduce a new baseline, **DPSGD-Smooth**, by applying **FairSmooth** to a logistic regression model trained by **DPSGD**. This gives rise to the only baseline offering both DP and fairness guarantee, which we employ for comparison against FAIRDP.

**Variants of FAIRDP.** To examine how different features of FAIRDP affect the model performance and fairness, we introduce two FAIRDP variants, called **FairFM**, and **FairFM-Smooth**. **FairFM** (refer to Appx. A) distinguishes itself from FAIRDP by incorporating noise into the objective function as a pre-processing step to preserve DP. The **FairFM-Smooth** mechanism is a variant of FairFM that applies the FairSmooth method [27] to the model trained by FairFM during the inference process.

The experiments use a range of privacy budgets across different datasets. For the Adult dataset, we set  $\epsilon \in [0.1, 2.0]$ ; for other datasets, we use an expansive range with  $\epsilon \in [0.5, 10.0]$ . Although DP is

<sup>4</sup>The results on the Abalone dataset are in Appx. G.

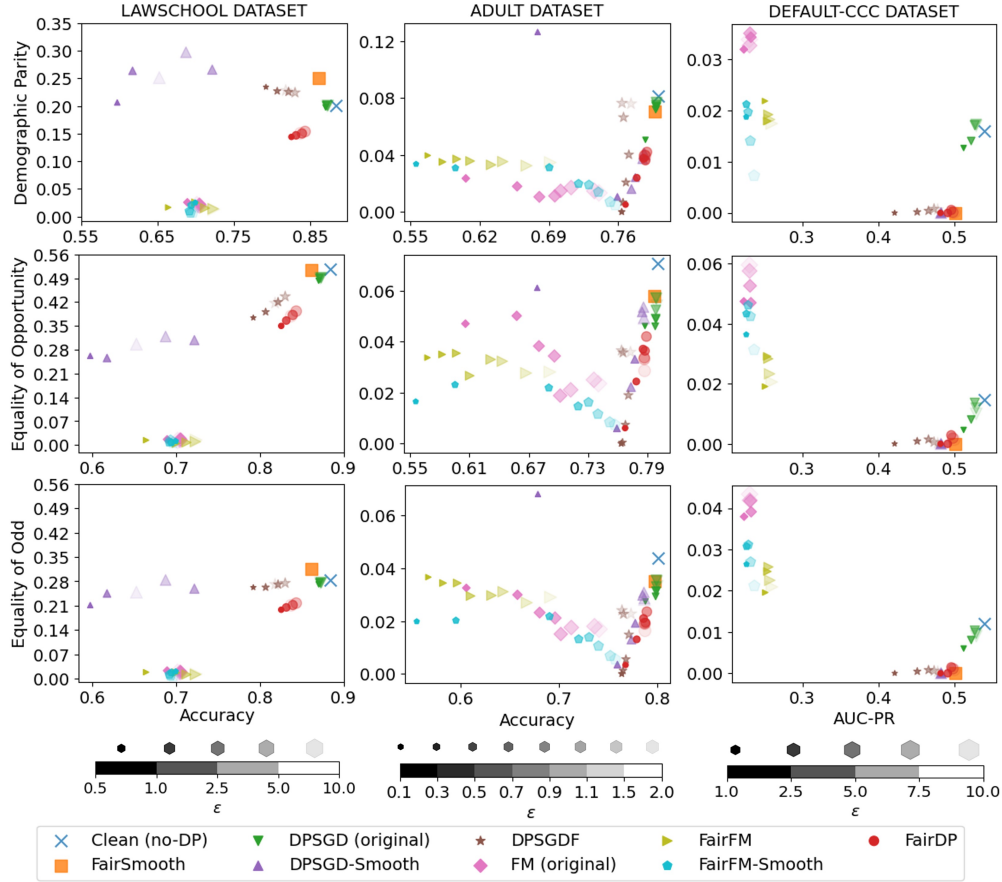


Figure 3: Trade-off among model performance, DP-preservation, and fairness.

celebrated for using small values of  $\epsilon$ , most current deployments<sup>5</sup> report  $\epsilon$  larger than 1 with many of them use  $\epsilon$  larger than 5 and 10. Therefore, since fairness is affected by privacy loss, we believe our study is important to highlight and justify the trade-offs between privacy and fairness within this privacy loss regime. Statistical tests used are two-tailed t-tests.

### 4.3 Results

**Utility, Privacy, and Fairness Trade-offs.** Figs. 3 and 6 (Appx. G) show the performance of each algorithm w.r.t. model utility, fairness, and privacy. In Fig. 3, points positioned closer to the bottom-right corner denote superior balance among model performance (higher accuracy/precision), privacy (strict DP protection), and fairness (lower empirical values of statistical fairness metrics). Darker and smaller points indicate the application of smaller privacy budgets (stricter DP protection), and vice-versa.

FAIRDp outperforms all baselines across all datasets, striking a balance among model utility, privacy, and fairness. In the Lawschool dataset, FAIRDp attains lower demographic parity (0.149 vs 0.2 in DPSGD,  $p$ -value =  $2.53e^{-9}$ ) with small degeneration in model utility (83.6% vs 87.1% in DPSGD) and similar DP protection ( $\epsilon \in [0.5, 10.0]$ ). Despite having better Equality of Opportunity, DPSGD-Smooth suffers an 18.1% performance drop compared to FAIRDp ( $p$ -value  $p = 4.85e^{-5}$ ). Compared to the best fairness algorithm, FairFM-Smooth, FAIRDp achieves superior accuracy (83.6% vs. 69.5%,  $p$ -value =  $2.52e^{-9}$ ) and highly competitive demographic parity, enhancing fairness under stringent DP protection. We observe similar findings in the Adult, Default-CCC, and Abalone datasets (see Appx. G).

<sup>5</sup><https://desfontain.es/privacy/real-world-differential-privacy.html>



**Remark 3.** The promising results of FAIRDP can be attributed to its unique approach of controlling the amount of DP-preserving noise injected into each group, enforcing a constraint on the decision boundary, and fusing the knowledge learned from all groups together at each training step. This approach fundamentally differs from existing methods, leading to superior performance in FAIRDP.

Another noteworthy observation is that treating fairness as a constraint, as in the case of DPSGDF, does not consistently improve the trade-offs among model utility, privacy, and fairness. In the Lawschool dataset, DPSGDF is less fair than DPSGD in terms of demographic parity (0.23 compared with 0.2 in demographic parity with  $p = 3.84e^{-7}$ ). A similar effect is observed in the Abalone dataset (Fig. 6, Appx. G). This can be attributed to the fact that handling all groups simultaneously, within the noisy SGD process, can hide the information from minor groups, leading to degradation in fairness. Also, the fairness constraints, employed as penalty functions, have an impact on the optimization of the model, leading to a deterioration in its utility.

These issues can be mitigated by separating the DP-preserving training process from the methods developed to attain fairness during inference, as in the case of DPSGD-Smooth and FairFM-Smooth. These methods achieve better  $\tau$ -fairness with relatively competitive model utility under equivalent DP protection. However, this approach does not effectively balance the trade-offs among model utility, privacy, and fairness as effectively as FAIRDP does. *These insights highlight the need to explore novel approaches to seamlessly integrate DP-preserving and fairness rather than treating them as independent (constrained) components.* FAIRDP represents a pioneering step in this direction.

### Tightness of the Empirical Fairness Bound.

Figs. 4, 8-10 (Appx. G) show the empirical fairness results and the certification  $\tau_{emp}$ . In most instances for the Lawschool, Adult, and Default-CCC datasets, our empirical certifications are substantially lower than the empirical fairness values of the baselines, particularly for DP-preserving mechanisms, without a notable drop in model performance. For instance, in the Lawschool dataset, our empirical certifications are significantly smaller than the empirical fairness results of the state-of-the-art FairSmooth and DPSGDF ( $p = 1.44e^{-9}$ ), while maintaining a small gap with the empirical fairness results of FAIRDP ( $< 5\%$  of deviation). That shows the tightness of our  $\tau_{emp}$ -fairness certification across datasets and DP budgets, strengthening the advantages of FAIRDP in theoretical guarantees and empirical results compared with baselines.

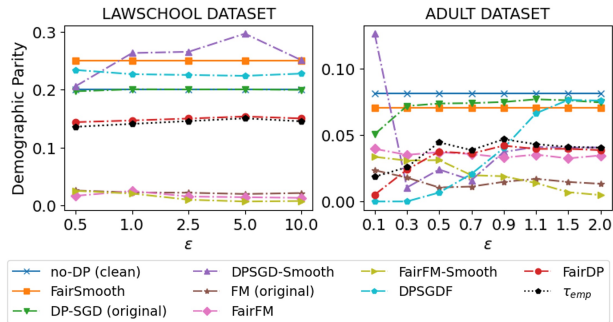


Figure 4: Tightness of fairness certification compared to empirical results of demographic parity and equality of opportunity for different privacy budgets.

In practice, when the testing data is from **the same distribution** as the training data, we can provide the empirical estimation of the upper bound for the fairness of the model in the inference process by leveraging Proposition 3.3 and estimate the fairness level of the model on the training data. Under this context, we conduct experiments, and our findings are in Table 3 (Appx. G). In Table 3,  $\Delta_{dp}$  is demographic parity,  $\Delta_{eqopp}$  is equality of opportunity,  $\Delta_{eqodd}$  is equality of odds, and the  $\tau_{emp}$  associated with each fairness metric is computed on the training set. Indeed, The  $\tau_{emp}$  computed on the training dataset is very close to the empirical testing data results for different fairness metrics across different datasets. In particular, in the Adult dataset, the deviation between  $\tau_{emp}$  with the empirical fairness metrics on testing data across different privacy budgets are 1.25%, 18.5%, and 11.67% for demographic parity, equality of opportunity, and equality of odds, which implies the quality of this bound.

**Worst-case Fairness Bound.** The worst-case bound in Theorem 3.2 can provide non-trivial meaningful guarantees under certain scenarios, as discussed in Remark 1. To illustrate this, we experiment on a synthetic dataset, in which the distributions of non-protected attributes of positive and negative data are distinguishable while maintaining a high correlation with the protected attribute, resulting in the existence of flat local minima with high bias in terms of the protected attribute (see Appx. F for more details). In Table 2, when  $\epsilon$  is in a wide and reasonable range  $\epsilon = [0.5, 1.0]$ , FAIRDP does not make

Table 2: Experimental results on Synthetic data.

Method	Clean	FAIRDP			
		$\epsilon = 0.1$	$\epsilon = 0.5$	$\epsilon = 0.75$	$\epsilon = 1.0$
AUC	0.91	0.46	0.62	0.72	0.74
$\Delta dp$	0.41	0.08	0.06	0.14	0.18
$\Delta eqopp$	0.034	0.008	0.008	0.014	0.032
$\Delta eqodd$	0.03	0.01	0.01	0.019	0.025
$\tau$	N/A	0.13	0.34	0.41	0.46

random predictions with significantly better ROC-AUC values (i.e., from 62% to 74% indicating a notable improvement from 16% to 28% compared with 46% given  $\epsilon = 0.1$ ) while providing a non-trivial  $\tau$ -fairness guarantee. Although the  $\tau$ -fairness certification is not tight to the empirical results due to its strong guarantee in the worst-case scenario, FAIRDP can provide both rigorous DP guarantees and solid fairness certifications.

**Imbalanced Protected Group.** Practitioners can tune FAIRDP to find an appropriate setting that balances the level of DP protection with the desired level of fairness and model utility. Figures 5 and 11 through 14 (Appendix G) illustrate the effect of the ratio  $\rho$  between the size of the datasets of the minor and major groups:  $\rho = (\arg \max_{a \in [K]} n_a) / (\arg \min_{b \in [K]} n_b)$ . For a specific  $\rho$ , we randomly sample data points from the majority group, reducing the size of the major group training set to the desired  $\rho$ , while the test sets remain unchanged for all groups. In general, increasing  $\rho$  values lead to a greater number of data points from the majority group being utilized for training the model, thereby improving its accuracy. However, the effect on the model’s fairness across different fairness metrics is not consistently observed. Nonetheless, our theoretical guarantee remains applicable across various degrees of dataset imbalance. Lower privacy budgets (indicating stronger privacy guarantees) contribute to improved fairness in the model’s decisions, thereby reinforcing the theoretical assurances provided by FAIRDP.

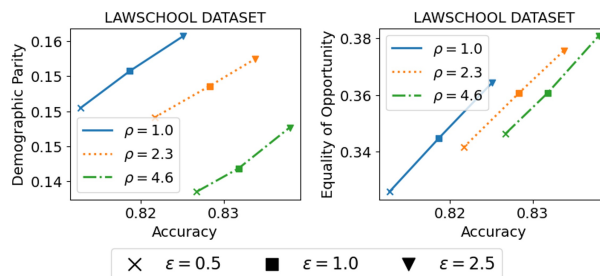


Figure 5: The trade-off among utility, privacy, and fairness for various  $\rho$  values on Lawschool dataset.

## 5 Conclusion

This paper introduced FAIRDP, a novel mechanism that, for the first time, ensures both differential privacy and certified group fairness, while sustaining superior model performance. FAIRDP provides a comprehensive understanding of the influence of noise on model fairness. Besides the theoretical analysis, the paper examined the empirical certification bounds and showed that FAIRDP offers enhanced trade-offs among model utility, privacy, and fairness, outperforming an array of baselines.

## References

- [1] M. Abadi, A. Chu, I. Goodfellow, H. B. McMahan, I. Mironov, K. Talwar, and L. Zhang. Deep learning with differential privacy. In *Proceedings of the 2016 ACM SIGSAC conference on computer and communications security*, pages 308–318, 2016.
- [2] S. Agarwal. Trade-offs between fairness and privacy in machine learning. In *IJCAI 2021 Workshop on AI for Social Good*, 2021.
- [3] E. Bagdasaryan, O. Poursaeed, and V. Shmatikov. Differential privacy has disparate impact on model accuracy. In *Advances in Neural Information Processing Systems*, pages 15479–15488, 2019.
- [4] W. Bryc. *The normal distribution: characterizations with applications*, volume 100. Springer Science & Business Media, 2012.

- [5] C. F. P. Bureau. Using publicly available information to proxy for unidentified race and ethnicity: A methodology and assessment. *Washington, DC: CFPB, Summer, 2014.*
- [6] C. Canuto, A. Tabacco, C. Canuto, and A. Tabacco. Taylor expansions and applications. *Mathematical Analysis I*, pages 225–257, 2015.
- [7] L. E. Celis, L. Huang, V. Keswani, and N. K. Vishnoi. Fair classification with noisy protected attributes: A framework with provable guarantees. In *International Conference on Machine Learning*, pages 1349–1361. PMLR, 2021.
- [8] S. Corbett-Davies and S. Goel. The measure and mismeasure of fairness: A critical review of fair machine learning. *arXiv preprint arXiv:1808.00023*, 2018.
- [9] R. Cummings, V. Gupta, D. Kimpara, and J. Morgenstern. On the compatibility of privacy and fairness. In *Adjunct Publication of the 27th Conference on User Modeling, Adaptation and Personalization*, pages 309–315, 2019.
- [10] A. Datta, M. C. Tschantz, and A. Datta. Automated experiments on ad privacy settings: A tale of opacity, choice, and discrimination. *arXiv preprint arXiv:1408.6491*, 2014.
- [11] D. Dua and C. Graff. UCI machine learning repository, 2017.
- [12] C. Dwork, M. Hardt, T. Pitassi, O. Reingold, and R. Zemel. Fairness through awareness. In *Proceedings of the 3rd innovations in theoretical computer science conference*, pages 214–226, 2012.
- [13] C. Dwork, A. Roth, et al. The algorithmic foundations of differential privacy. *Foundations and Trends® in Theoretical Computer Science*, 9(3–4):211–407, 2014.
- [14] C. Dwork, A. Roth, et al. The algorithmic foundations of differential privacy. *Foundations and Trends® in Theoretical Computer Science*, 9(3–4):211–407, 2014.
- [15] M. N. Elliott, A. Fremont, P. A. Morrison, P. Pantoja, and N. Lurie. A new method for estimating race/ethnicity and associated disparities where administrative records lack self-reported race/ethnicity. *Health services research*, 43(5p1):1722–1736, 2008.
- [16] M. Feldman, S. A. Friedler, J. Moeller, C. Scheidegger, and S. Venkatasubramanian. Certifying and removing disparate impact. In *proceedings of the 21th ACM SIGKDD international conference on knowledge discovery and data mining*, pages 259–268, 2015.
- [17] F. Fioretto, C. Tran, and P. V. Hentenryck. Decision making with differential privacy under a fairness lens, 2021.
- [18] F. Fioretto, C. Tran, P. Van Hentenryck, and K. Zhu. Differential privacy and fairness in decisions and learning tasks: A survey. In *In Proceedings of the International Joint Conference on Artificial Intelligence (IJCAI)*, pages 5470–5477, 2022.
- [19] A. Gelman, J. B. Carlin, H. S. Stern, and D. B. Rubin. *Bayesian data analysis*. Chapman and Hall/CRC, 1995.
- [20] U. Gupta, A. M. Ferber, B. Dilkina, and G. Ver Steeg. Controllable guarantees for fair outcomes via contrastive information estimation. In *Proceedings of the AAAI Conference on Artificial Intelligence*, volume 35, pages 7610–7619, 2021.
- [21] S. Hajian and J. Domingo-Ferrer. A methodology for direct and indirect discrimination prevention in data mining. *IEEE transactions on knowledge and data engineering*, 25(7):1445–1459, 2012.
- [22] M. Hardt, E. Price, and N. Srebro. Equality of opportunity in supervised learning. In *NIPS*, 2016.
- [23] M. Hardt, E. Price, and N. Srebro. Equality of opportunity in supervised learning. *Advances in neural information processing systems*, 29, 2016.
- [24] E. Iofinova, N. Konstantinov, and C. H. Lampert. Flea: Provably fair multisource learning from unreliable training data. *arXiv preprint arXiv:2106.11732*, 2021.
- [25] M. Jagielski, M. Kearns, J. Mao, A. Oprea, A. Roth, S. Sharifi-Malvajerdi, and J. Ullman. Differentially private fair learning. *arXiv preprint arXiv:1812.02696*, 2018.
- [26] M. Jagielski, M. Kearns, J. Mao, A. Oprea, A. Roth, S. Sharifi-Malvajerdi, and J. Ullman. Differentially private fair learning. In *International Conference on Machine Learning*, pages 3000–3008. PMLR, 2019.

- [27] J. Jin, Z. Zhang, Y. Zhou, and L. Wu. Input-agnostic certified group fairness via gaussian parameter smoothing. In *International Conference on Machine Learning*, pages 10340–10361. PMLR, 2022.
- [28] N. Jovanović, M. Balunović, D. I. Dimitrov, and M. Vechev. Fare: Provably fair representation learning. *arXiv preprint arXiv:2210.07213*, 2022.
- [29] D. P. Kingma and J. Ba. Adam: A method for stochastic optimization. *arXiv preprint arXiv:1412.6980*, 2014.
- [30] N. Martinez and M. Bertran. Fairness with minimal harm: A pareto-optimal approach for healthcare. *NeurIPS ML4H: Machine Learning for Health*, 2019.
- [31] H. B. McMahan, D. Ramage, K. Talwar, and L. Zhang. Learning differentially private recurrent language models. *ICLR*, 2018.
- [32] F. D. McSherry. Privacy integrated queries: an extensible platform for privacy-preserving data analysis. In *Proceedings of the 2009 ACM SIGMOD International Conference on Management of data*, pages 19–30, 2009.
- [33] N. Mehrabi, F. Morstatter, N. Saxena, K. Lerman, and A. Galstyan. A survey on bias and fairness in machine learning. *ACM Computing Surveys (CSUR)*, 54(6):1–35, 2021.
- [34] H. Mozannar, M. I. Ohannessian, and N. Srebro. Fair learning with private demographic data. In *Proceedings of the 37th International Conference on Machine Learning*, 2020.
- [35] M. Pannekoek and G. Spigler. Investigating trade-offs in utility, fairness and differential privacy in neural networks. *arXiv preprint arXiv:2102.05975*, 2021.
- [36] N. Papernot, S. Song, I. Mironov, A. Raghunathan, K. Talwar, and U. Erlingsson. Scalable private learning with pate. 02 2018.
- [37] H. Phan, M. T. Thai, H. Hu, R. Jin, T. Sun, and D. Dou. Scalable differential privacy with certified robustness in adversarial learning. In *ICML*, pages 7683–7694. PMLR, 2020.
- [38] N. Phan, M. Vu, Y. Liu, R. Jin, D. Dou, X. Wu, and M. T. Thai. Heterogeneous gaussian mechanism: Preserving differential privacy in deep learning with provable robustness. *IJCAI*, 2019.
- [39] N. Phan, Y. Wang, X. Wu, and D. Dou. Differential privacy preservation for deep auto-encoders: an application of human behavior prediction. In *Thirtieth AAAI Conference on Artificial Intelligence*, 2016.
- [40] N. Phan, X. Wu, and D. Dou. Preserving differential privacy in convolutional deep belief networks. *Machine learning*, 106(9):1681–1704, 2017.
- [41] N. Phan, X. Wu, H. Hu, and D. Dou. Adaptive laplace mechanism: Differential privacy preservation in deep learning. In *2017 IEEE international conference on data mining (ICDM)*, pages 385–394. IEEE, 2017.
- [42] A. Ruoss, M. Balunovic, M. Fischer, and M. Vechev. Learning certified individually fair representations. *Advances in neural information processing systems*, 33:7584–7596, 2020.
- [43] A. Sanyal, Y. Hu, and F. Yang. How unfair is private learning? In *Proceedings of the Thirty-Eighth Conference on Uncertainty in Artificial Intelligence*, pages 1738–1748, 2022.
- [44] I. P. Team. *EU General Data Protection Regulation (GDPR)*. IT Governance Limited, 2017.
- [45] C. Tran, M. Dinh, and F. Fioretto. Differentially private empirical risk minimization under the fairness lens. In *Advances in Neural Information Processing Systems (NeurIPS)*, volume 34, pages 27555–27565. Curran Associates, Inc., 2021.
- [46] C. Tran, M. Dinh, and F. Fioretto. Differentially private empirical risk minimization under the fairness lens. *Advances in Neural Information Processing Systems*, 34:27555–27565, 2021.
- [47] C. Tran, F. Fioretto, and P. V. Hentenryck. Differentially private and fair deep learning: A lagrangian dual approach. In *Thirty-Fifth AAAI Conference on Artificial Intelligence*, pages 9932–9939. AAAI Press, 2021.
- [48] C. Tran, K. Zhu, F. Fioretto, and P. V. Hentenryck. Sf-pate: Scalable, fair, and private aggregation of teacher ensembles, 2022.
- [49] S. Wang, W. Guo, H. Narasimhan, A. Cotter, M. Gupta, and M. I. Jordan. Robust optimization for fairness with noisy protected groups, 2020.

- [50] L. F. Wightman. Lsac national longitudinal bar passage study. Isac research report series. 1998.
- [51] R. Williamson and A. Menon. Fairness risk measures. In *International conference on machine learning*, pages 6786–6797. PMLR, 2019.
- [52] D. Xu, W. Du, and X. Wu. Removing disparate impact on model accuracy in differentially private stochastic gradient descent. In *Proceedings of the 27th ACM SIGKDD Conference on Knowledge Discovery & Data Mining*, KDD '21, page 1924–1932, New York, NY, USA, 2021. Association for Computing Machinery.
- [53] D. Xu, W. Du, and X. Wu. Removing disparate impact on model accuracy in differentially private stochastic gradient descent. In *Proceedings of the 27th ACM SIGKDD Conference on Knowledge Discovery & Data Mining*, pages 1924–1932, 2021.
- [54] D. Xu, S. Yuan, and X. Wu. Achieving differential privacy and fairness in logistic regression. In *Companion Proceedings of The 2019 World Wide Web Conference*, pages 594–599, 2019.
- [55] Y. Xu, S. Zhao, J. Song, R. Stewart, and S. Ermon. A theory of usable information under computational constraints. *ICLR*, 2020.
- [56] I.-C. Yeh and C.-h. Lien. The comparisons of data mining techniques for the predictive accuracy of probability of default of credit card clients. *Expert systems with applications*, 36(2):2473–2480, 2009.
- [57] J. Zhang, Z. Zhang, X. Xiao, Y. Yang, and M. Winslett. Functional mechanism: regression analysis under differential privacy. *VLDB*, 2012.

## A Algorithms

### A.1 Algorithm for FairFM

---

**Algorithm 2** FairFM for Logistic Regression
 

---

```

1: Input: Dataset  $D$ , privacy budget  $\epsilon$ , number of steps  $T$ .
2: Output: Model's parameter  $\theta^{(T)}$ 
3: Set  $\Delta = \frac{d^2}{4} + 3d$ 
4: for  $k \in \{1, \dots, K\}$  do
5:   for each  $j \in \{0, 1, 2\}$  do
6:     Add noise:  $\tilde{\lambda}_k^{(j)} = \lambda_k^{(j)} + \text{Lap}(\frac{\Delta}{\epsilon})$ 
7:   end for
8: end for
9: Initialize  $\theta^{(0)}$  randomly
10: for  $t \in [1 : T]$  do
11:    $\theta_1^{(t-1)} = \dots = \theta_K^{(t-1)} = \theta^{(t-1)}$ 
12:   for  $k \in \{1, \dots, K\}$  do
13:     Compute gradient: Set  $\nabla_k = 2\tilde{\lambda}_k^{(2)}\theta_k^{(t-1)} + \tilde{\lambda}_k^{(1)}$ 
14:     Update:  $\theta_k^{(t)} = \theta_k^{(t-1)} - \eta\nabla_k$ 
15:   end for
16:    $\theta^{(t)} = \frac{\theta_1^{(t)} + \dots + \theta_K^{(t)}}{K}$ 
17: end for
18: return  $\theta^{(T)}$ 

```

---

The **FairFM** mechanism trains group-specific model parameterized by  $\theta_k$ , relative to dataset  $D_k$ , to optimize the objective  $\theta_k^* = \arg \min_{\theta_k} \frac{1}{|D_k|} \sum_{(x_i, y_i) \in D_k} \ell(h_{\theta_k}(x_i), y_i)$ . In the preprocessing step, the objective function of each group is approximated using a second-order Taylor's expansion [6], and the corresponding polynomial form  $\mathcal{L}_k(\theta_k) = \theta_k^\top \lambda_k^{(2)} \theta_k + \theta_k^\top \lambda_k^{(1)} + \lambda_k^{(0)}$  is derived, where  $\lambda_k^{(j)}$ ,  $j = 0, 1, 2$  are the coefficients of the order  $j^{\text{th}}$  associated with group  $k$ . Then, Laplace noise [13] is added to the coefficients to derive the DP-preserving objective function  $\tilde{\mathcal{L}}_k(\theta_k)$  and each group's perturbed objective function is optimized using SGD.

## A.2 Monte Carlo Approximation under DP-Preservation

---

**Algorithm 3** MC Approximation Algorithm for Fairness Certification with Finite Set of Samples under DP

---

- 1: **Input:** Dataset  $D$ , sampling rate  $q$ , learning rate  $\eta$ , noise scale  $\sigma$ , norm bounds  $C$  and  $M$ , number of steps  $T$ , number of model  $N$ , model parameter  $\theta^{(T-1)}$ .
  - 2: **Clip weights:**  $W_L^{(T-1)} = W_L^{(T-1)} \min(1, M/\|W_L^{(T-1)}\|_2)$
  - 3:  $\theta_1^{(t-1)} = \dots = \theta_K^{(t-1)} = \theta^{(t-1)}$
  - 4: **for**  $k \in \{1, \dots, K\}$  **do**
  - 5:   Sample  $B_k$  from  $D_k$  with sampling probability  $q$ .
  - 6:   **Compute gradient:** For  $x_i \in B_k^{(t)}$ ,  $g_i = \nabla_{\theta_k} \ell(x_i)$
  - 7:   **Clip gradient:**  $\bar{g}_i = g_i \min(1, \frac{C}{\|g_i\|_2})$
  - 8:   **Compute total gradient for 1<sup>st</sup> to  $(L-1)^{th}$  layer:**  $\Delta \bar{g}_{k,r} = \sum_{i \in B_k} \bar{g}_{i,r}, \forall r \in [1, L-1]$
  - 9:   **Update for 1<sup>st</sup> to  $(L-1)^{th}$  layer:**  $W_{k,r}^{(T)} = W_{k,r}^{(T-1)} - \eta \left( \Delta \bar{g}_{k,r} + \mathcal{N}(0, C^2 \sigma^2 I) \right)$
  - 10:   Separate  $\{\bar{g}_{i,L}\}_{i=1}^{|B_k^{(t)}|}$  to  $N$  mini-batch  $\{G_j\}_{j=1}^N$  such that  $\cup_{j=1}^N G_j = \{\bar{g}_{i,L}\}_{i=1}^{|B_k^{(t)}|}$  and  $G_j \cap G_{j'} = \emptyset, \forall j \neq j'$
  - 11:   **for**  $j \in \{1, \dots, N\}$  **do**
  - 12:     **Compute total gradient for  $L^{th}$  layer:**  $\Delta \bar{g}_{k,L,j} = \sum_{i \in G_j} \bar{g}_{i,L}$
  - 13:     **Update  $L^{th}$  layer for  $j^{th}$  model of group  $k$ :**  $W_{k,L,j}^{(T)} = W_{k,L}^{(T-1)} - \eta \left( \Delta \bar{g}_{k,L,j} + \mathcal{N}(0, C^2 \sigma^2 I) \right)$
  - 14:   **end for**
  - 15: **end for**
  - 16: **Update for 1<sup>st</sup> to  $(L-1)^{th}$  layer of general model  $\theta^{(T)}$ :**  $W_r^{(T)} = \frac{1}{K} \sum_{k=1}^K W_{k,r}^{(T)}, \forall r \in [1 : L-1]$
  - 17: **for**  $j \in \{1, \dots, N\}$  **do**
  - 18:   **Update  $L^{th}$  layer for  $j^{th}$  model:**  $W_{L,j}^{(T)} = \frac{1}{K} \sum_{k=1}^K W_{k,L,j}^{(T)}$
  - 19:   **Generate  $j^{th}$  model  $\theta_j$ :**  $\theta_j^{(T)} = \{W_1^{(T)}, \dots, W_{L-1}^{(T)}\} \cup W_{L,j}^{(T)}$
  - 20: **end for**
  - 21: **Return**  $\{\theta_1^{(T)}, \dots, \theta_N^{(T)}\}$
-

## B Proof of Theorem 3.1

*Proof.* Considering one updating step  $t$  for an updating process of a particular group  $k$ , by clipping the gradient, the  $l_2$  sensitivity of the total gradient  $\Delta \bar{g}_k$  by removing one data point from dataset  $D$  is upper bounded by  $C$ . Therefore, we achieve  $(q\epsilon, q\delta)$ -DP in one updating step by adding Gaussian noise scaled by  $C$  to  $\Delta \bar{g}_k$  by the argument of Gaussian mechanism [14]. The model parameter fusing  $\theta^{(t)} = \frac{\theta_1^{(t)} + \dots + \theta_K^{(t)}}{K}$  does not introduce any extra privacy risk at each updating step  $t$  following the post-processing property in DP [13]. We use the moment accountant [1] to calculate the privacy loss for each dataset  $D_k$  after  $T$  updating steps given the sampling probability  $q$ , the broken probability  $\delta$ , and the noise scale  $\sigma$ . Finally, since the datasets  $\{D_k\}_{k=1}^K$  are disjoint ( $D_a \cap D_b = \emptyset, \forall a \neq b \in [1, K]$ ), by the parallel composition theorem [32], we achieve  $(\epsilon, \delta)$ -DP for the whole dataset  $D$  where  $\epsilon$  is calculated by the moment accountant.  $\square$

## C Proof of Theorem 3.2

*Proof.* Recall the considered general fairness metrics:

$$\text{Fair}(h_\theta) = \max_{u, v \in [K]} [Pr(\hat{y} = 1|a = u, e) - Pr(\hat{y} = 1|a = v, e)] \quad (11)$$

Without loss of generality, assuming that  $Pr(\hat{y} = 1|a = u, e) > Pr(\hat{y} = 1|a = v, e)$ . In the case  $Pr(\hat{y} = 1|a = u, e) < Pr(\hat{y} = 1|a = v, e)$ , we just need to switch the roles of  $u$  and  $v$ . Let  $\alpha_k \sim \mathcal{N}(0, \sigma^2 C^2 \mathbf{I})$  be the DP-preserving noise added to  $W_{L,k}$  for group  $k$  (Line 11, Alg. 1). Furthermore, let  $\{\tilde{W}_{1:L-1}\}$  be the set of general model  $h_\theta$ 's weights in the layers before layer  $L^{th}$  injected with DP-preserving noise. Then, the determination of  $z_L$  given  $x$ ,  $\{\tilde{W}_{1:L-1}\}$ ,  $\{\mu_k\}_{k=1}^K$ , and  $\{\alpha_k\}_{k=1}^K$  becomes a deterministic function, since:

$$z_{L-1} = \psi_{L-1}(\tilde{W}_{L-1}^\top (\dots \psi_1(\tilde{W}_1^\top x))) \quad (12)$$

$$z_L = \left[ \frac{1}{K} \sum_{k=1}^K W_{L,k}^{(t-1)} - \frac{\eta}{K} \sum_{k=1}^K (\mu_k + \alpha_k) \right]^\top z_{L-1} \quad (13)$$

where  $\psi_i$  is the activation function at layer  $i^{th}$ . Denote  $z_L = g(x, \alpha_{1:K}, \Psi)$  where  $\alpha_{1:K} = \{\alpha_1, \dots, \alpha_K\}$ , and  $\Psi = (\{\tilde{W}_{1:L-1}\}, \{\mu_k\}_{k=1}^K)$ . Therefore, considering the Bayesian Network in Fig. 2, we have that:

$$Pr(\hat{y} = 1|a = k, e) = Pr(z_L > 0|a, e) \quad (14)$$

$$= \int_x \int_{\alpha_1} \dots \int_{\alpha_K} Pr(z_L > 0|x, \alpha_{1:K}) Pr(x, \alpha_{1:K}|a, e) dx d\alpha_1 \dots d\alpha_K \quad (15)$$

$$= \int_x \int_{\alpha_1} \dots \int_{\alpha_K} Pr(z_L > 0|x, \alpha_{1:K}) Pr(\alpha_1) \dots Pr(\alpha_K) Pr(x|a, e) d\alpha_1 \dots d\alpha_K dx \quad (16)$$

$$= \mathbb{E}_{x|a, e} \left[ \int_{\alpha_1} \dots \int_{\alpha_K} Pr(z_L > 0|x, \alpha_{1:K}) Pr(\alpha_1) \dots Pr(\alpha_K) d\alpha_1 \dots d\alpha_K \right] \quad (17)$$

Since  $g(x, \alpha_{1:K}, \Psi)$  is the deterministic function,  $Pr(g(x, \alpha_{1:L}, \Psi) > 0|x, \alpha_{1:L}) = 1$  if  $\mathbb{I}[g(x, \alpha_{1:L}, \Psi) > 0] = 1$ , and vice-versa, where  $\mathbb{I}(\cdot)$  is the indicator function. Given the deterministic process to determine  $z_L$ , we know that  $Pr(z_L|x) dz_L = \prod_{k=1}^K Pr(\alpha_k) d\alpha_k$ . Therefore, we have that:

$$Pr(\hat{y} = 1|a = k, e) = \mathbb{E}_{x|a, e} \left[ \int_{\alpha_1} \dots \int_{\alpha_K} \mathbb{I}[g(x, \alpha_{1:L}, \Psi) > 0] Pr(\alpha_1) \dots Pr(\alpha_K) d\alpha_1 \dots d\alpha_K \right] \quad (18)$$

$$= \mathbb{E}_{x|a, e} \left[ \int_{z_L} \mathbb{I}[z_L > 0] Pr(z_L) dz_L \right] = \mathbb{E}_{x|a, e} \left[ \int_0^{+\infty} Pr(z_L) dz_L \right] \quad (19)$$

$$= \mathbb{E}_{x|a, e} \left[ \frac{1}{2} + \frac{1}{2} \text{erf} \left( \frac{\langle W^{(t-1)} - \eta \mu, z_{L-1} \rangle}{\|z_{L-1}\|_2 \eta \sigma C \sqrt{\frac{2}{K}}} \right) \right] \quad (20)$$



where Eq. (20) is inherited from Eq. (5). Now, we can leverage Eq. (7) to indicate that:

$$Pr(\hat{y} = 1|a = k, e) \leq \mathbb{E}_{x|a,e} \left[ \frac{1}{2} + \frac{1}{2} \operatorname{erf} \left( \frac{\|W^{(t-1)} - \eta\mu\|_2}{\eta\sigma C \sqrt{\frac{2}{K}}} \right) \right] = \frac{1}{2} + \frac{1}{2} \operatorname{erf} \left( \frac{\|W^{(t-1)} - \eta\mu\|_2}{\eta\sigma C \sqrt{\frac{2}{K}}} \right) \quad (21)$$

$$Pr(\hat{y} = 1|a = k, e) \geq \mathbb{E}_{x|a,e} \left[ \frac{1}{2} - \frac{1}{2} \operatorname{erf} \left( \frac{\|W^{(t-1)} - \eta\mu\|_2}{\eta\sigma C \sqrt{\frac{2}{K}}} \right) \right] = \frac{1}{2} - \frac{1}{2} \operatorname{erf} \left( \frac{\|W^{(t-1)} - \eta\mu\|_2}{\eta\sigma C \sqrt{\frac{2}{K}}} \right) \quad (22)$$

As a result, we have:

$$\operatorname{Fair}(h_\theta) = \max_{u,v \in [K]} [Pr(\hat{y} = 1|a = u, e) - Pr(\hat{y} = 1|a = v, e)] \quad (23)$$

$$\leq \operatorname{erf} \left( \frac{\|W^{(t-1)} - \eta\mu\|_2}{\eta\sigma C \sqrt{\frac{2}{K}}} \right) \quad (24)$$

By Eq. (7) and the monotonicity of error function, we have

$$\operatorname{Fair}(h_\theta) \leq \operatorname{erf} \left( \frac{\|W^{(t-1)} - \eta\mu\|_2}{\eta\sigma C \sqrt{\frac{2}{K}}} \right) \leq \operatorname{erf} \left( \frac{\|W^{(t-1)}\|_2 + \eta\|\mu\|_2}{\eta\sigma C \sqrt{\frac{2}{K}}} \right) \quad (25)$$

Furthermore, by the clipping process in Lines 4 and 9 of Algorithm 1, we have

$$\|W^{(t-1)}\|_2 \leq \frac{1}{K} \sum_{k=1}^K \|W_{L,k}^{(t-1)}\|_2 \leq \frac{1}{K} \sum_{k=1}^K M = M \quad (26)$$

$$\|\mu\|_2 \leq \frac{1}{K} \sum_{k=1}^K \|\mu_k\|_2 \leq \frac{1}{K} \sum_{k=1}^K \sum_{i \in B_k} \|\bar{g}_i\|_2 \quad (27)$$

$$\leq \frac{1}{K} \sum_{k=1}^K \sum_{i \in B_k} C = \frac{C}{K} \sum_{k=1}^K |B_k| = \frac{mC}{K} \quad (28)$$

Therefore, we have the worst-case fairness certification on the true data distribution of different groups and the DP-preserving noise distribution, as follows:

$$\operatorname{Fair}(h_\theta) \leq \operatorname{erf} \left( \frac{(MK + \eta mC)\sqrt{K}}{K\eta\sigma C\sqrt{2}} \right) \quad (29)$$

which concludes the proof.  $\square$

Note that the true data distribution of different groups and the DP-preserving noise distribution is intractable at inference time in real-world applications. Therefore, we provide a fairness certification under a finite number of data samples  $D_{k,e}$ ,  $k \in [K]$  associated with a random event  $e$  at inference time in Appx. H with a marginal error. This sheds light on understanding our fairness certification better.

## D Related Works

Differential privacy has been extensively used in various deep learning applications [39, 40, 41, 31, 36, 38, 37]. Meanwhile, numerous efforts have been made to ensure various notions of group fairness through the use of in-processing constraints [16], mutual information [20], and adversarial training [55, 28, 27]. A topic of much recent discussion is the implication that DP models may inadvertently introduce or exacerbate biases and unfairness effects on the outputs of a model. For example, empirical and theoretical studies have shown that DP-SGD can magnify the difference in accuracy observed across various groups, resulting in larger negative impacts for underrepresented groups [3, 46]. These findings have led to the question of whether it is possible to create fair models

while preserving sensitive information. They have spurred the development of various approaches such as those presented by [26, 34, 47, 46].

Despite the advancements made by these efforts, there remains a critical gap in ensuring group fairness. In particular, current methods have not been able to bound the effect of the private models on the model utility in various protected groups. To bridge this gap, this paper introduces a novel approach that establishes a connection between DP preservation and certified group fairness, thereby addressing this crucial challenge.

## E Extending to multiple protected attributes

First, considering the scenario of  $\mathcal{K}$  protected attributes,  $\mathcal{A} \subset A_1 \times \dots \times A_{\mathcal{K}}$  and in each  $A_i, i \in [\mathcal{K}]$  there are  $K_i$  categories. To apply FAIRD, users can divide the dataset  $D$  into  $K = \prod_{i=1}^{\mathcal{K}} K_i$  disjoint datasets categorized by the combination between the protected attributes. In a particular dataset  $D_i = \{x_j, \vec{a}_j, y_j\}_{j=1}^{n_i}, i \in [K]$ , each data point  $(x_j, \vec{a}_j, y_j)$  will have the protected attribute as  $\vec{a}_j \in \mathcal{A}$  and  $D_i \cap D_j = \emptyset, \forall i, j \in [K]$ . For example, consider a dataset  $D$  with the protected attributes are gender with two categories (male and female) and race with five categories (Black, White, Asian, Hispanic, and Other); dataset  $D$  can be divided into groups with the combined attributes such as Black male, Black female, Hispanic male, Hispanic female, and so on. Then, users can apply FAIRD with the new separation of groups.

## F Synthetic Data Description

The synthetic dataset includes 10,000 data points, 12 features, a binary label, and a binary protected attribute. We generated such that eighty percent of the data from one group is positively labeled, and eighty percent of the data from the other group is negatively labeled. For the non-protected attributes, we leverage the multivariate normal distribution and generate non-protected attributes for positively labeled data with mean  $[1]^d$  and negatively labeled data with mean  $[-1]^d$ , where  $d = 12$  and using the same covariance  $\Sigma$ . At the last ten percent of training rounds of FAIRD, we reduce the batch size  $m = 4$  and increase the learning rate  $\eta = 1.0$  for the theoretical certification of Theorem 3.2.

## G Supplemental results

Table 3: Results of  $\tau_{emp}$  on training set.

Dataset	$\epsilon$	$\Delta_{dp}/\tau_{emp}$	$\Delta_{eqopp}/\tau_{emp}$	$\Delta_{eqodd}/\tau_{emp}$
Adult	0.5	0.0694 / 0.0706	0.057 / 0.086	0.0345 / 0.045
	1.1	0.0696 / 0.0703	0.057 / 0.078	0.0344 / 0.041
	2.0	0.0742 / 0.075	0.057 / 0.085	0.0346 / 0.045
Lawschool	0.5	0.165 / 0.168	0.366 / 0.377	0.216 / 0.221
	1.0	0.162 / 0.165	0.360 / 0.369	0.212 / 0.214
	2.5	0.163 / 0.167	0.376 / 0.386	0.218 / 0.223
Default-CCC	1.0	0.0027 / 0.0022	0.002 / 0.004	0.0012 / 0.0027
	2.5	0.004 / 0.0037	0.005 / 0.0073	0.0041 / 0.0044
	5.0	0.0051 / 0.0053	0.007 / 0.021	0.012 / 0.024
Abalone	0.5	0.209 / 0.215	0.192 / 0.186	0.176 / 0.182
	0.9	0.275 / 0.341	0.224 / 0.238	0.237 / 0.283
	2.0	0.276 / 0.296	0.212 / 0.183	0.228 / 0.239

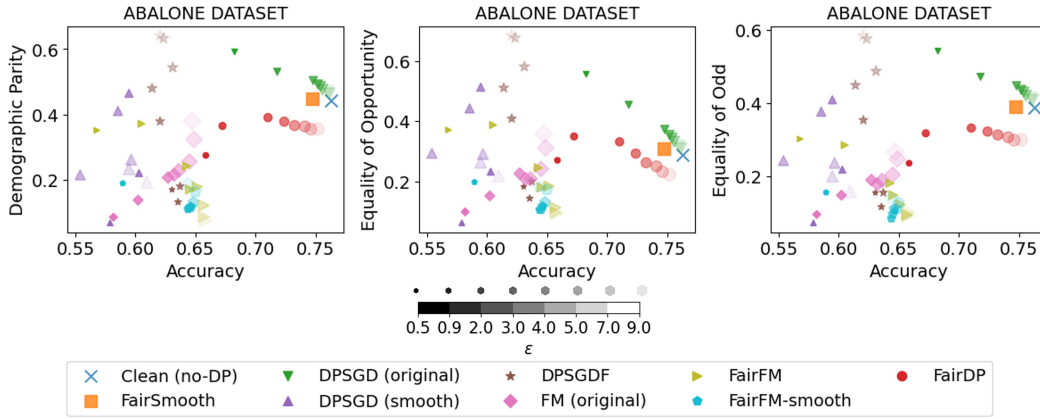


Figure 6: Trade-off among model performance, DP-preservation, and fairness on Abalone dataset.

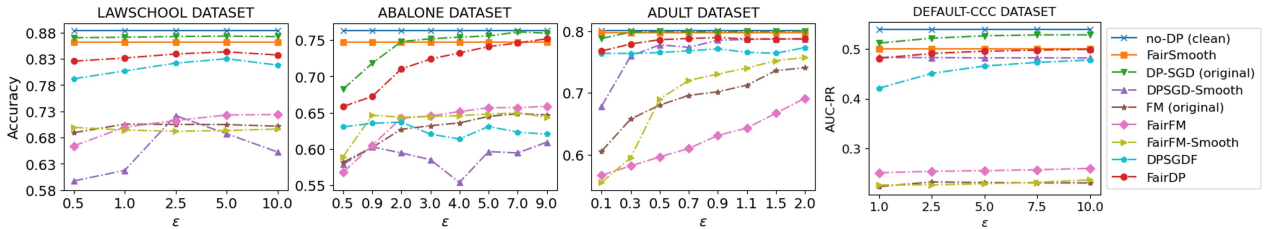


Figure 7: Model's performance across all datasets and baselines.

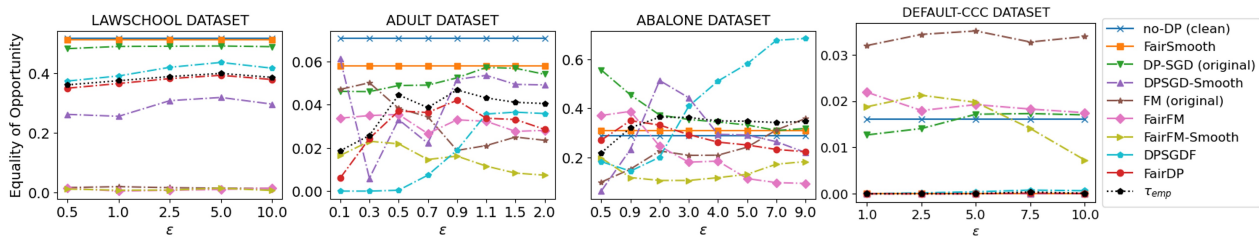


Figure 8: Demographic parity across all datasets and baselines.

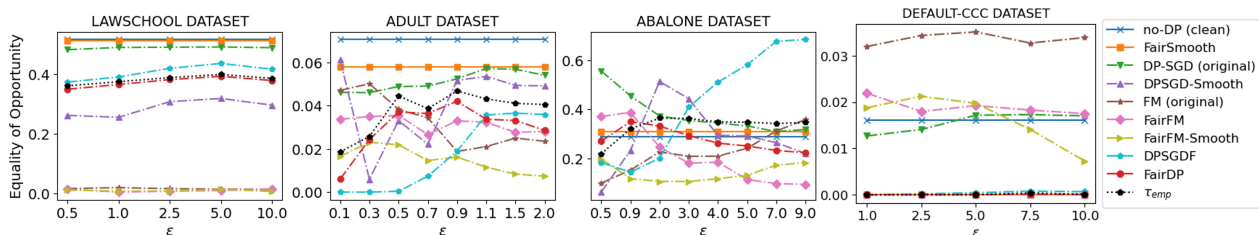


Figure 9: Equality of Opportunity across all datasets and baselines.

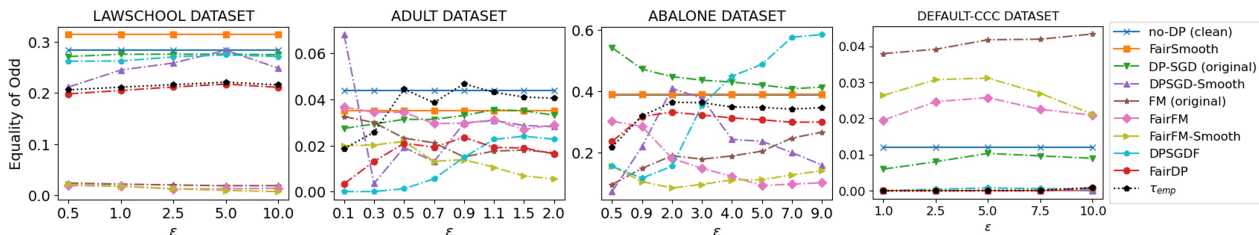


Figure 10: Equality of Odd across all datasets and baselines.

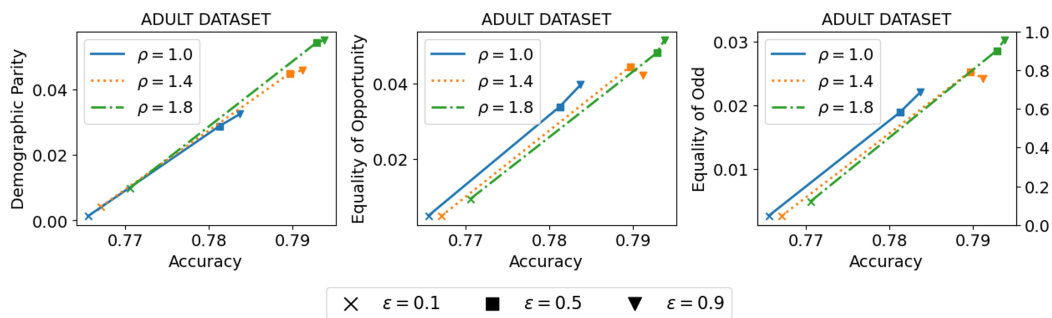


Figure 11: The trade-off among model utility, privacy, and fairness for the ratio  $\rho$  on Adult dataset.

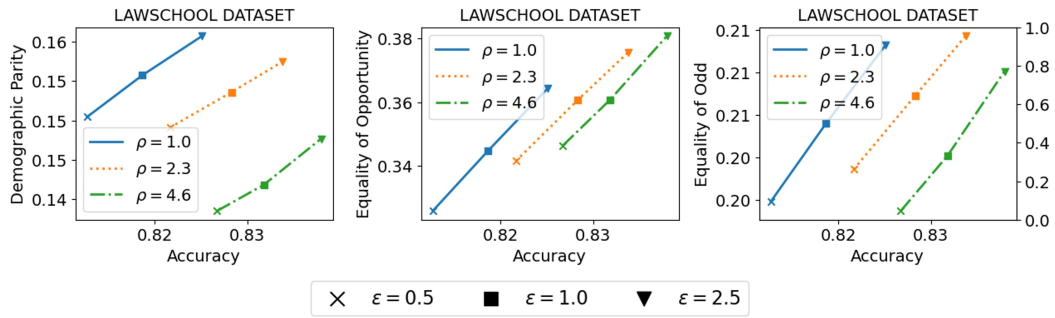


Figure 12: The trade-off among model utility, privacy and fairness for the ratio  $\rho$  on Lawschool dataset.

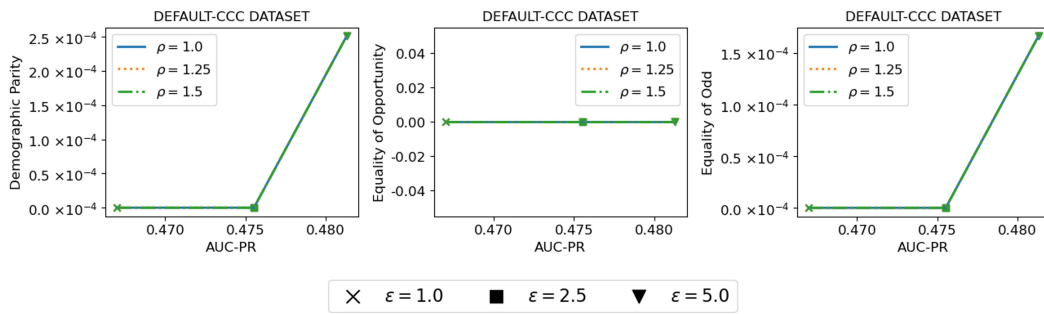


Figure 13: The trade-off among model utility, privacy and fairness for the ratio  $\rho$  on Default-CCC dataset.

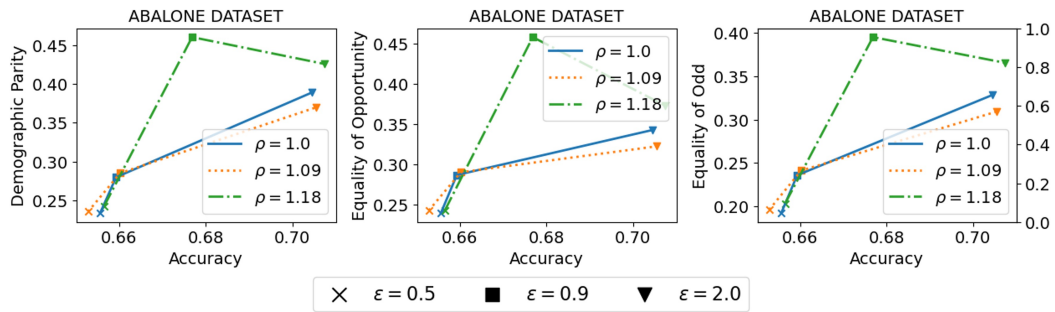


Figure 14: The trade-off among model utility, privacy and fairness for the ratio  $\rho$  on Abalone dataset.

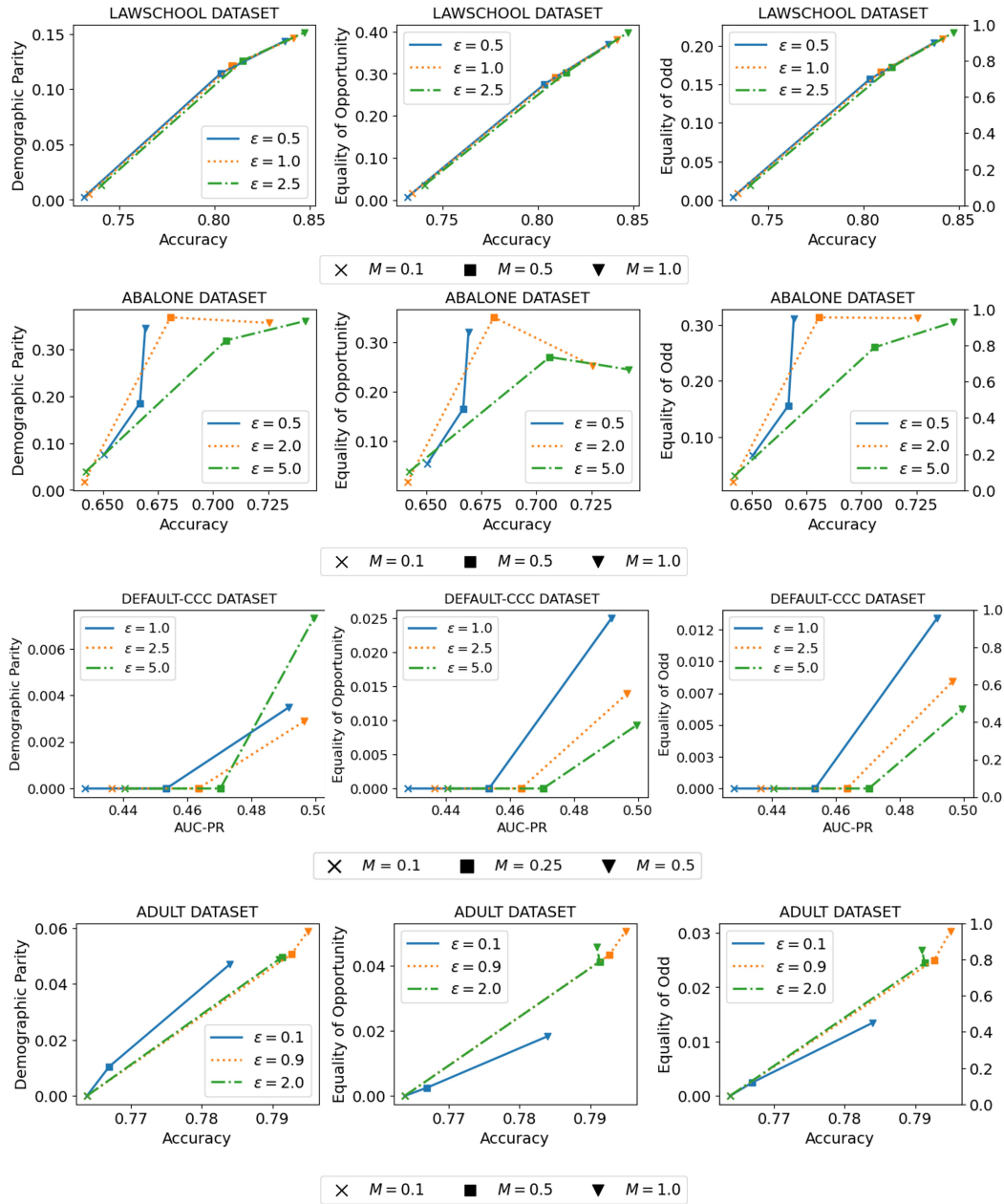


Figure 15: The trade-off among model utility, privacy and fairness for the clipping hyper-parameter  $M$ .

## H Fairness Certification with Finite Samples.

At inference time, FAIRD<sub>P</sub> can approximate the probability  $Pr(\hat{y} = 1|a = k, e) = \mathbb{E}_{x|a=k,e} \left[ \int_0^{+\infty} Pr(z_L) dz_L \right]$  by a finite set  $D_{k,e}$  and Monte Carlo approximation of the integral  $\int_0^{+\infty} Pr(z_L) dz_L$ . To execute Monte Carlo approximation for the integral  $\int_0^{+\infty} Pr(z_L) dz_L$ , FAIRD<sub>P</sub> generates  $N$  models under the same DP protection at the updating step  $T$  by executing Alg. 3, where  $\bar{g}_{i,r}$  is the clipped gradient incurred by data point  $x_i$  w.r.t. the weight  $W_r$  at layer  $r^{th}$  of  $h_\theta$ . In Alg. 3, similar to Alg. 1, the gradient derived by each data point in batch  $B_k$  is clipped by the upper bound  $C$ . Then, the weights  $W_{k,i}$  of layer  $i^{th}$ ,  $i \in [1, L-1]$  are updated by the DP-preserving total clipped gradients w.r.t. these layers, similar to Alg. 1 (Lines 6-9, Alg. 3). On the other hand, to generate  $N$  models, we separate the set  $\{\bar{g}_{i,L}\}_{i=1}^{|B_k|}$ , which is the clipped gradients w.r.t. the last layer incurred by the data in  $B_k$ , into  $N$  disjoint subsets  $\{G_j\}_{j=1}^N$  (Line 10, Alg. 3). Then, for each  $G_j$ , we add the Gaussian noise  $\mathcal{N}(0, \sigma^2 C^2 \mathbf{I})$  to the total clipped gradient from each subset  $G_j$  for DP preservation (Lines 12-13, Alg. 3) and update the last layer by the DP-preserving total gradient from  $G_j$  (Line 14, Alg. 3). Since we have  $N$  subsets  $G_j$ , this process ensures to provide  $N$  models  $\theta_{k,j}$ ,  $j \in [N]$ . Finally, to generate  $N$  (general) models  $h_\theta$ , for each  $j \in [N]$ , we generate general last layer weights  $W_{L,j}$  for model  $j^{th}$  by aggregating the  $W_{k,L,j}$  from each group  $k$  (Line 16, Alg. 3) and concatenate it with the DP-preserving weights of the other layers (Line 17, Alg. 3).

Let  $f(B_k) = \{\sum_{i \in B_k} \bar{g}_{i,1}, \dots, \sum_{i \in B_k} \bar{g}_{i,L-1}\} \cup \{\sum_{i \in G_1} \bar{g}_{i,L}, \dots, \sum_{i \in G_N} \bar{g}_{i,L}\}$ , and  $B'_k$  is the neighbor batch of  $B_k$  which differs from  $B_k$  at one data point. The  $l_2$  sensitivity of  $f(\cdot)$  is quantified by  $\Delta_f = \|f(B_k) - f(B'_k)\|_2$ . Since  $\{G_j\}_{j=1}^N$  are disjoint, removing one data point only removes from one subset  $G_j$ . Therefore, the sensitivity of  $f(\cdot)$  is bounded as  $\Delta_f \leq \sum_{r=1}^L \|\bar{g}_{i,r}\|_2 \leq C$ . As a result, adding Gaussian noise scaled by  $C$  achieves  $(q\epsilon, q\delta)$ -DP for  $D_k$ , similar to all previous updating steps  $t$ . Then,  $Pr(\hat{y} = 1|a = k, e)$  is approximated under DP-preservation by:

$$Pr(\hat{y} = 1|a = k, e) = \frac{1}{n_{k,e}} \sum_{x \in D_{k,e}} \sum_{j=1}^N \mathbb{I}(h_{\theta_j^{(T)}}(x) > 0) \quad (30)$$

where  $\mathbb{I}$  is the indicator function. As in [19], the Monte Carlo approximation will be estimated to an

error of approximately  $\sqrt{\frac{Var\left(\frac{1}{n_{k,e}} \sum_{x \in D_{k,e}} \mathbb{I}(h_{\theta_j^{(T)}}(x) > 0)\right)}{N}}$ , where

$$Var\left(\frac{1}{n_{k,e}} \sum_{x \in D_{k,e}} \mathbb{I}(h_{\theta_j^{(T)}}(x) > 0)\right) = \frac{1}{n_{k,e}^2} \sum_{x \in D_{k,e}} Var(\mathbb{I}(h_{\theta_j^{(T)}}(x) > 0)) \quad (31)$$

with  $\mathbb{I}(h_{\theta_j^{(T)}}(x) > 0)$  is a random variable distributed by Bernoulli distribution  $Bern(Pr(z_L > 0|x))$ . Therefore,  $Var(\mathbb{I}(h_{\theta_j^{(T)}}(x) > 0)) = Pr(z_L > 0|x) * [1 - Pr(z_L > 0|x)] \leq 1/4$ . As a result, the Monte Carlo approximation error is approximately  $\frac{1}{2\sqrt{Nn_{k,e}}}$ . Hence, empirically, the bound for the fairness metric associated with random event  $e$  is bounded as follows:

$$\text{Fair}(h_\theta) \leq \text{erf}\left(\frac{(MK + \eta m C/N)\sqrt{K}}{K\eta\sigma C\sqrt{2}}\right) + \max_{u,v} \left(\frac{1}{2\sqrt{Nn_{u,e}}} + \frac{1}{2\sqrt{Nn_{v,e}}}\right) \quad (32)$$

It is worth noting that when  $N = 1$ , Alg. 3 is the same as Alg. 1 at the updating step  $T$ . We conducted experiments with  $N = 1$ , resulting in the Monte Carlo error for the considered datasets in Table 4 (the smaller, the better). In Table 4, the Monte Carlo error is significantly small for large datasets such as Adult, Lawschool, and Default-CCC ( $< 3\%$ ). In the Abalone dataset, which is a small dataset, the Monte Carlo error is slightly higher ( $\approx 5\%$  higher compared to large datasets), but it is still trivial compared to the certification in Theorem 3.2 ( $\approx 0.98$  on Abalone dataset given the hyper-parameter that we used). The Monte Carlo error is significantly small, offering a better understanding of fairness certification and its tightness given a finite set of data samples in the inference time. Consequently, even with a finite set of data samples at inference time, we can still derive a solid fairness certification compared with the fairness certification for the true data and DP-preserving noise distributions in the worst case.

Table 4: Monte Carlo approximation error of fairness certification with a finite set of data samples in considered datasets.

Dataset	Demographic Parity	Equality of Opportunity	Equality of Odds
Adult	0.0092	0.023	0.016
Lawschool	0.0074	0.015	0.012
Default-CCC	0.01	0.022	0.016
Abalone	0.05	0.063	0.078