

# Domain-Adaptive Full-Face Gaze Estimation via Novel-View-Synthesis and Feature Disentanglement

Jiawei Qin<sup>1</sup>, Takuru Shimoyama<sup>1</sup>, Xucong Zhang<sup>2</sup>, Yusuke Sugano<sup>1</sup>

<sup>1</sup> Institute of Industrial Science, The University of Tokyo, Komaba 4-6-1, Tokyo, Japan

<sup>2</sup> Computer Vision Lab, Delft University of Technology Mekelweg 5, Delft, Netherlands

{jqin, tshimo, sugano}@iis.u-tokyo.ac.jp

xucong.zhang@tudelft.nl

## Abstract

Along with the recent development of deep neural networks, appearance-based gaze estimation has succeeded considerably when training and testing within the same domain. Compared to the within-domain task, the variance of different domains makes the cross-domain performance drop severely, preventing gaze estimation deployment in real-world applications. Among all the factors, ranges of head pose and gaze are believed to play a significant role in the final performance of gaze estimation, while collecting large ranges of data is expensive. This work proposes an effective model training pipeline consisting of a training data synthesis and a gaze estimation model for unsupervised domain adaptation. The proposed data synthesis leverages the single-image 3D reconstruction to expand the range of the head poses from the source domain without requiring a 3D facial shape dataset. To bridge the inevitable gap between synthetic and real images, we further propose an unsupervised domain adaptation method suitable for synthetic full-face data. We propose a disentangling autoencoder network to separate gaze-related features and introduce background augmentation consistency loss to utilize the characteristics of the synthetic source domain. Through comprehensive experiments, we show that the model only using monocular-reconstructed synthetic training data can perform comparably to real data with a large label range. Our proposed domain adaptation approach further improves the performance on multiple target domains. The code and data will be available at <https://github.com/ut-vision/AdaptiveGaze>.

## 1. Introduction

Appearance-based gaze estimation is a promising solution to indicate human user attention in various settings with a single webcam as the input device, such as human-

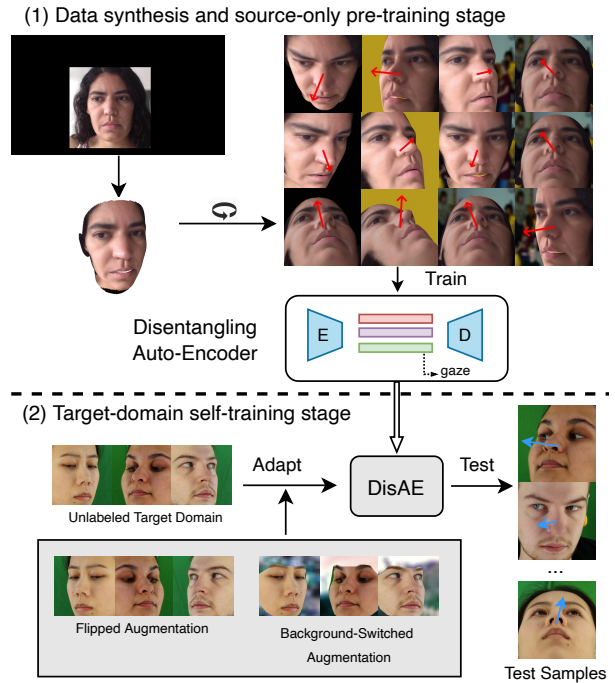


Figure 1. Overview of our approach. Top: We synthesize the data with a large range of head poses stemming from the 3D face reconstruction and propose a feature disentangling auto-encoder network pre-trained only by the synthetic data. Bottom: We leverage self-training for adapting the model to unlabeled target domains.

robot interaction [50, 52], social interaction [17, 34], and entertainment [14, 62]. Machine learning-based methods have been evolving from convolutional neural networks (CNN) [57, 81, 85] to vision transformer (ViT) [10, 16] for more robust performance under the in-the-wild usage setting. There is also a trend to include the face image instead of just the eye region [44, 85]. Despite their effectiveness, it is well known that data-driven methods are prone to be over-

fitted to data bias to lose their generalization ability across environments, thus, are limited in real-world applications.

In the research community, this issue has often been analyzed quantitatively in cross-domain evaluations with training and testing on different datasets [86]. There is a significant performance drop if the trained model is tested on different domains regarding personal appearances, head poses, gaze directions, and lighting conditions [41, 69, 81]. To improve the robustness of the deep estimation model, many large-scale datasets have been collected and contributed to the community [22, 41, 44, 81, 86]. In-the-wild setting datasets achieved diverse lighting [86] and large subject scale [44], while controlled settings can capture images with extreme head pose and gaze direction [41, 81]. However, acquiring gaze labels is costly, and constructing a comprehensive training dataset covering all conditions is not trivial.

Another line of work created synthetic data as additional training data [65, 78, 87]. Although synthetic images from gaze redirection can be used to augment existing training data [87], the label accuracy from the learning-based generative model is not good enough as training data alone, especially for large angles. Learning-by-synthesis using 3D graphics has been proven effective in eye-only gaze estimation [65, 73, 78]. However, the domain gap between real and synthetic images is difficult to fill [63], and no effective pipeline has been proposed to synthesize and adapt full-face images as training data.

In this work, we propose tackling the goal of generalizable appearance-based gaze estimation by leveraging data synthesis and the domain adaptation approach. As shown in the top of Fig. 1, we perform single-image 3D face reconstruction to synthesize data for large head poses and extend the gaze direction ranges. Based on the synthetic data, we propose a novel unsupervised domain adaptation framework combining disentangled representation learning and a self-training strategy. Our proposed disentangling auto-encoder (DisAE) structure is first trained on the synthetic source domain for learning gaze representation expected to better generalize to unseen domains. The model is then trained on unlabeled target domains in a self-training manner [1, 48, 54, 55, 76]. Based on the characteristics of our synthetic data, we propose to use background-switching data augmentation consistency loss for the synthetic-real domain adaptation. Experiments with multiple target datasets show that the proposed pipeline significantly improves performance from the source dataset before reconstruction. The single-image face reconstruction in our approach is accessible for most real-world settings, yet the multi-view face reconstruction could pose an upper bound in terms of performance. We also analyze in detail how far single-view reconstruction can approach the training accuracy of multi-view reconstruction.

This manuscript is based on our previous publication [59], and parts of the text and figures are reused from the previous version. The major changes are as follows. First, we fully update the model training pipeline by introducing DisAE and a self-training strategy for unsupervised domain adaptation. Second, we added an experiment using multi-view reconstruction data from the ETH-XGaze datasets [81] to analyze the upper-bound performance of synthetic training. This results in re-calibrated camera parameters for the ETH-XGaze dataset, promoting future multi-view gaze estimation tasks.

In summary, the contributions of this work are threefold.

- (i) We are the first to propose a novel approach using single-view 3D face reconstruction to create synthetic training data for appearance-based gaze estimation. We utilize the property of the synthetic data to perform the background switching for image appearance argumentation.
- (ii) We propose a novel unsupervised domain adaptation approach combining feature disentanglement and self-training strategy. Experiments show that the proposed method is particularly effective in addressing synthetic-real domain gaps.
- (iii) We provide a detailed comparison with multi-view face reconstruction to analyze the single-view performance. We release the re-calibrated camera extrinsic parameters for the ETH-XGaze dataset to facilitate further research.

## 2. Related works

### 2.1. Appearance-Based Gaze Estimation

While traditional model-based gaze estimation relies on 3D eyeball models and geometric features [26, 30], appearance-based methods [66] use a direct mapping from the image to the gaze direction, enabling their use in a wider range of settings and with less hardware dependency. Previous work on appearance-based gaze estimation has mostly used single eye [65, 66, 72, 77–79, 84] or two-eye images as the input [11, 13, 29, 56]. Recent works using full-face input [9, 44, 83, 85] have shown higher robustness and accuracy of gaze estimation than the eye-only methods.

To alleviate the data hunger of deep learning methods, multiple datasets have been proposed. Most of the gaze datasets usually collected the data in indoor environments that lack variant lighting conditions [20, 23, 36, 64]. Later works switched to *in-the-wild* data collection to cover variant lighting conditions [85, 86]. However, these datasets have limited ranges of head pose and gaze directions due to the data collection devices such as the laptop [85, 86], cell-phone [44], and tablet [36, 44]. Recent datasets have fur-

ther extended diversity in head pose and environment conditions [41, 81]. However, acquiring training datasets that meet the requirements for head pose and appearance variations in the deployment environment still requires significant effort. In this work, we extend the head pose ranges of source datasets with full-face synthetic data for the gaze estimation task.

## 2.2. Learning-by-Synthesis for Gaze Estimation

Previous studies have created synthetic training data for the gaze estimation task to bypass the burden of real-world data collection. One direction is to use multi-view stereo reconstruction [65]. However, the multi-view setup has the drawback that the environment is limited to the laboratory conditions. Another group of methods used hand-crafted computer graphics models to generate the samples with arbitrary head poses, gaze directions, and lighting conditions [73, 74]. Unfortunately, these generated samples from the graphics models have a non-negligible domain gap between the synthesis and realism. Gaze redirection has been proposed to generate synthetic data for the personal gaze estimator training [33, 78, 87]. However, these approaches cannot guarantee that the generated samples have exactly the target gaze label. Alternatively, this work uses a single-image 3D face reconstruction approach for accurate data synthesis, enabling us to generate synthetic training data with higher realism and precision than previous methods.

## 2.3. Domain Gap in Gaze Estimation

The cross-domain gap is a significant challenge in appearance-based gaze estimation, and it becomes more critical with synthetic data. To tackle this, previous works either improved the generalizability by devising better gaze representation learning from the source domain [8, 56, 79] or directly used target domain data with unsupervised domain adaptation [29, 45, 48]. For instance, disentangling transforming encoder-decoder [56] separates the features to get more domain-variant gaze features. PureGaze [8] extracts the purified gaze features out of the image feature using a self-adversarial learning strategy. However, domain generalization in gaze estimation remains challenging due to numerous influencing factors. This study is intended to synthesize data tailored to the head pose distribution of the target domain and primarily consider adaptation rather than generalization.

Unsupervised domain adaptation has succeeded in tasks like classification and segmentation [25, 35, 75], but only limited work has focused on regression tasks [7, 53–55], of which gaze estimation is particularly challenging. SimGAN [63] adapts the synthetic training data to be similar to real target images before training, while recent methods are focusing more on directly adapting the model by target domain using self-supervised learning [31, 37, 42, 45].

Liu *et al.* [48] proposed a framework using collaborative learning that adapts to the target domain with only very few images guided by outlier samples. Some methods pinpointed some specific issues such as jitter samples [47] and in-plane rotation inconsistency [3] and developed specific self-supervised learning strategies to address them. Gaze-CLR [38] leveraged multi-view consistency as the underlying principle of the proposed contrastive learning framework. Wang *et al.* [71] proposed a contrastive learning framework based on an assumption of the similarity between gaze labels and features. LatentGaze [45] leveraged generative adversarial networks to transform the target domain to the source domain for easier estimation. In summary, most of the previous work only focused on adapting a wide range to a narrow range, and the effectiveness on synthetic source data has not been evaluated. Thus, we propose a gaze estimation model that specifically learns better gaze representation from synthetic data and adapts to the real domain using unlabeled data.

## 2.4. 3D Face Reconstruction

There has been significant progress in the monocular 3D face reconstruction techniques in recent years [92]. Despite the fact that reconstructed 3D faces have also been used to augment face recognition training data [51, 80, 89], no prior work has explored its usage in full-face appearance-based gaze estimation yet. Most of the methods based on 3D morphable models [15, 68] approximate facial textures via the appearance basis [5, 46, 58] that the appearances of the eye region can be distorted. To preserve accurate gaze labels after reconstruction, the proposed data synthesis approach utilizes 3D face reconstruction methods that sample texture directly from the input image [4, 6, 18, 27, 28, 90, 91]. In addition, since many prior works rely on orthogonal or weak perspective projection models, we also investigate how to precisely align the reconstruction results with the source camera coordinate system.

In addition to the monocular-based methods, there are multi-view stereo methods that produce a better 3D geometry [40] and Neural Radiance Field (NeRF) that represents the scene implicitly as a radiance field to achieve fine-level details. However, these methods require a long processing time and a large number of views, and they are sensitive to low-quality images [61].

## 3. Novel-View Synthesis

Our proposed method consists of two parts: data synthesis and synthetic-real domain adaptation. In this section, we introduce the data synthesis process with 3D face reconstruction to generate samples with a large range of head poses. To fill the gap between the synthesis and the real sample, we propose a domain-adaptive gaze estimation model described in Sec. 4.

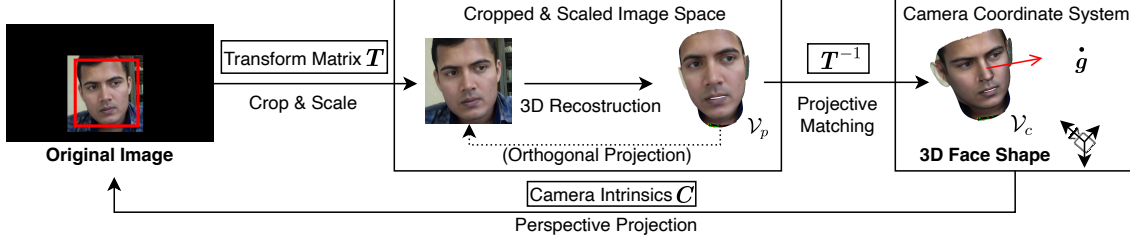


Figure 2. Overview of the data synthesis pipeline. We assume that 3D face reconstruction methods generate facial meshes under an orthogonal projection model. We then convert the mesh via the proposed projective matching to align with the ground-truth gaze position in the input camera coordinate system.

### 3.1. Overview

Fig. 2 shows the overview of our data synthesis pipeline. Given an ordinary single-view gaze dataset, we apply 3D face reconstruction on each sample to synthesize face images with novel head poses while preserving accurate gaze direction annotations. We adopt a simple 3D face reconstruction to create the 3D face mesh in the pixel coordinate system, and propose a transformation process, named *projective matching*, to obtain the 3D face mesh in the camera coordinate system. Finally, 2D face images can be rendered using camera perspective projection with the 3D face mesh.

### 3.2. 3D Face Reconstruction

We assume that the source gaze dataset consists of 1) face images, 2) the projection matrix (intrinsic parameters)  $C$  of the camera, and 3) the 3D gaze target position  $\mathbf{g} \in \mathbb{R}^3$  in the camera coordinate system. Most of the existing gaze datasets satisfy our requirements [44, 81, 84], and yaw-pitch annotations can also be converted assuming a distance to the dummy target [41]. State-of-the-art learning-based 3D face reconstruction methods usually take a cropped face patch as input and output a 3D facial mesh, which is associated with the input image in an orthographic projection way. Without loss of generality, we assume that the face reconstruction method takes a face bounding box defined with center  $(c_x, c_y)$ , width  $w_b$ , and height  $h_b$  in pixels and then resized to a fixed input size by factor  $(s_x, s_y)$ . The reconstructed facial mesh is defined as a group of  $N$  vertices  $\mathcal{V}_p = \{\mathbf{v}_p^{(i)}\}_{i=0}^N$ . Each vertex is represented as  $\mathbf{v}_p^{(i)} = [u^{(i)}, v^{(i)}, d^{(i)}]^\top$  in the right-handed coordinate system, where  $u$  and  $v$  directly correspond to the pixel locations in the input face patch and  $d$  is the distance to the  $u$ - $v$  plane in the same pixel unit. This representation has been used by recent works [6, 19, 27, 39, 90], and we can convert arbitrary 3D representation to it by projecting the reconstructed 3D face onto the input face patch.

Our goal is to convert the vertices of the reconstructed 3D face  $\mathcal{V}_p$  to another 3D representation  $\mathcal{V}_c = \{\mathbf{v}_c^{(i)}\}_{i=0}^N$

where each vertex  $\mathbf{v}_c^{(i)} = [x^{(i)}, y^{(i)}, z^{(i)}]^\top$  is in the original camera coordinate system so that it can be associated with the gaze annotation  $\mathbf{g}$ . In this way, the gaze target location can also be represented in the facial mesh coordinate system, and we can render the facial mesh under arbitrary head or camera poses together with the ground-truth gaze direction information.

### 3.3. Projective Matching

Projective matching, in a nutshell, is to approximate parameters for transforming the  $\mathcal{V}_p$  to  $\mathcal{V}_c$  such that  $\mathcal{V}_c$  matches the perspective projection.

In detail, since  $u$  and  $v$  of each reconstructed vertex  $\mathbf{v}_p$  are assumed to be aligned with the face patch coordinate system,  $\mathbf{v}_c$  must be on the back-projected ray as

$$\mathbf{v}_c = \lambda \frac{C^{-1}\mathbf{p}_o}{\|C^{-1}\mathbf{p}_o\|} = \lambda \frac{C^{-1}T^{-1}\mathbf{p}}{\|C^{-1}T^{-1}\mathbf{p}\|}, \quad (1)$$

where  $\mathbf{p}_o = [u_o, v_o, 1]^\top$  and  $\mathbf{p} = [u, v, 1]^\top$  indicates the pixel locations in the original image and the face patch in the homogeneous coordinate system, respectively, and

$$T = \begin{bmatrix} s_x & 0 & -s_x(c_x - \frac{w}{2}) \\ 0 & s_y & -s_y(c_y - \frac{h}{2}) \\ 0 & 0 & 1 \end{bmatrix} \quad (2)$$

represents the cropping and resizing operation to create the face patch, i.e.,  $\mathbf{p} = T\mathbf{p}_o$ . The scalar  $\lambda$  indicates scaling along the back-projection ray and physically means the distance between the camera origin and  $\mathbf{v}_c$ .

Since Eq. (1) does not explain anything about  $d$ , our task can be understood as finding  $\lambda$ , which also maintains the relationship between  $u$ ,  $v$ , and  $d$ . Therefore, as illustrated in Fig. 3, we propose to define  $\lambda$  as a function of  $d$  as  $\lambda = \alpha d + \beta$ .  $\alpha$  indicates a scaling factor from the pixel to physical (e.g., millimeter) unit, and  $\beta$  is the bias term to align  $\alpha d$  with the camera coordinate system. Please note that  $\alpha$  and  $\beta$  are constant parameters determined for each input image and applied to all vertices from the same image.



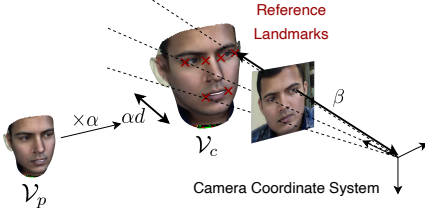


Figure 3. Determining the location of  $\mathcal{V}_c$  via parameters  $\alpha$  and  $\beta$ .  $\alpha$  indicates a scaling factor from the pixel to physical (e.g., millimeter) unit, and  $\beta$  is the bias term to align  $\alpha d$  to the camera coordinate system.

We first fix  $\alpha$  based on the distance between two eye centers (midpoints of two eye corner landmarks) compared to a physical reference 3D face model. 3D face reconstruction methods usually require facial landmark detection as a pre-processing step. Thus we can naturally assume that we know the corresponding vertices in  $\mathcal{V}_p$  to the eye corner landmarks. We use a 3D face model with 68 landmarks (taken from the OpenFace library [2]) as our reference. We set  $\alpha = l_r/l_p$ , where  $l_p$  and  $l_r$  are the eye-center distances in  $\mathcal{V}_p$  and in the reference model, respectively.

We then determine  $\beta$  by aligning the reference landmark depth in the camera coordinate system. In this work, we use the face center as a reference, which is defined as the centroid of the eyes and the mouth corner landmarks, following previous works on full-face gaze estimation [82,85]. We use the same face center as the origin of the gaze vector through the data normalization and the gaze estimation task.

We approximate  $\beta$  as the distance between the ground-truth 3D reference location and the scaled/reconstructed location as  $\beta = \|\bar{v}\| - \alpha\bar{d}$ .  $\bar{d}$  is the reconstructed depth values computed as the mean of six landmark vertices corresponding to the eye and mouth corner obtained in a similar way as when computing  $\alpha$ .  $\bar{v}$  is the centroid of the 3D locations of the same six landmarks in the camera coordinate system, which are obtained by minimizing the projection error of the reference 3D model to the 2D landmark locations using the Perspective-n-Point (PnP) algorithm [21].

### 3.4. Training Data Synthesis

With the 3D face mesh  $\mathcal{V}_c$  in the original camera coordinate system, we can render 2D face images under arbitrary head poses with the ground-truth gaze vector. To render a face image in a new camera coordinate system defined by the extrinsic parameters  $R_e, t_e$ , we project the vertex  $v_c$  and gaze target position  $g$  onto the new system by applying the transformation  $R_e v_c + t_e$  and  $R_e g + t_e$ , respectively. To render a face image from a source head pose  $R_s, t_s$  to a target head pose  $R_t, t_t$ , we transform the vertices and gaze position by applying the transformation

$$R_t(R_s)^{-1}(v_c - t_s) + t_t, \text{ similar for } g.$$

In this work, we further augment the synthetic images in terms of lighting conditions and background appearances by virtue of the flexible synthetic rendering. We set the background to random colors or scenes by modifying the blending settings. Although most 3D face reconstruction methods do not reconstruct lighting and albedo, we maximize the diversity of rendered images by controlling the global illumination. In the PyTorch3D renderer, the ambient color  $[r, g, b]$  represents the ambient light intensity, ranging from 0 to 1, in which 1 is the default value for full lighting. For weak-light images, we set them to be a random value between 0.25 and 0.75. Overall, among all generated images, the ratio of black, random color, and random scene are set to 1:1:3, and half of them are weak lighting. Random scene images are taken from the Places365 dataset [88], and we apply blurring to them before rendering faces. Fig. 4 shows examples of the synthesized images using MPIIFaceGaze [86] and ETH-XGaze [81].

In the experiments, we applied 3DDFA [27] to reconstruct 3D faces from the source dataset. After projective matching, we rendered new images using the PyTorch3D library [60].

## 4. Domain Adaptation with Feature Disentanglement

The data synthesis presented in the Sec. 3 can render realistic face regions with accurate gaze labels, and these generated samples could be directly used to train a model for the cross-domain task. However, there is still an image appearance gap between the synthetic and real samples. In particular, the influence of the background, hair, clothing, and other non-face areas of the synthesized images on the gaze estimation model cannot be ignored. To fill the gap, we propose a gaze estimation framework that can adjust to the target domain by unsupervised domain adaptation. However, gaze-unrelated features, such as image appearance and head pose, make the adaptation unstable [45,59]. To avoid being disrupted by the unrelated features, we first devise the disentangling auto-encoder (DisAE) (Sec. 4.1) to separate the gaze-related features during the supervising training with the synthetic data from the source domain. Then, we further adapt the DisAE to the target domain in a self-training approach [54,55]. Since our synthetic source domain has random images as the background (Sec. 3.4), we propose to use background-switching consistency loss on the target domain as one of the self-training objectives.

### 4.1. Disentangling Auto-Encoder

As the base architecture for adaptation, we propose a disentangling auto-encoder to separate the gaze-unrelated features to reduce their influences on gaze estimation. Specifically, as shown in the top of Fig. 5, we propose to use




Figure 4. Examples of the synthesized images. The first row shows the source images from MPIIFaceGaze [85] and ETH-XGaze [81] datasets. For MPIIFaceGaze, the second and third rows show synthesized images in full and weak lighting. For ETH-XGaze, the second row shows the real images from the dataset, and the third row shows our synthetic images with the same head poses as the real samples. For each synthetic example, the three columns show the black, color, and scene background in turn. The red arrows indicate gaze direction vectors.

an encoder-decoder architecture to disentangle appearance, head, and gaze embeddings. For prediction, we use an MLP to predict head pose  $\hat{h}$ , and a vision transformer to predict gaze direction  $\hat{g}$ . Finally, all features are concatenated and fed into a decoder to reconstruct the image. After this feature disentanglement, the extracted features are strongly correlated to gaze and ease the influence from other gaze-unrelated features, and the pre-trained model is expected to be more suited to domain adaptation.

To ensure the features are disentangled, we prepare three additional subnets denoted as  $\psi^a$ , a face recognition network that predicts appearance embeddings,  $\psi^h$  for predicting head pose, and  $\psi^g$  for predicting gaze [87], all having a ResNet-18 structure. The three subnets are trained on the source domain, and then we train the DisAE using the losses conducted by these three subnets. Please note that we only use the source domain’s synthetic data to pre-train the DisAE. As shown in the top of Fig. 5, the pre-training loss mainly consists of two components, *encoding-decoding* and *feature swapping*.

### Encoding-Decoding

Encoding-decoding losses are defined between each input image and the output (decoded image and estimation result) from the DisAE architecture. **Reconstruction loss** is defined as  $\mathcal{L}_{\text{rec}} = \|\mathbf{I} - \hat{\mathbf{I}}\|_1$ , where  $\hat{\mathbf{I}}$  is the reconstructed image and  $\mathbf{I}$  is the ground-truth image. **Estimator loss** is the commonly used  $\ell_1$  loss on the gaze labels  $\mathbf{g}$  defined as the pitch and yaw dimensions. In addition to gaze loss, we will calculate the head pose loss with the dataset’s head pose label  $\mathbf{h}$ . Taken together, the estimator loss is defined as  $\mathcal{L}_{\text{est}} = \|\mathbf{g} - \hat{\mathbf{g}}\|_1 + \lambda_{\text{head}}\|\mathbf{h} - \hat{\mathbf{h}}\|_1$ , where  $\hat{\mathbf{g}}$  and  $\hat{\mathbf{h}}$  are the predicted gaze and head direction.

**Gaze consistency loss** is aimed to make the gaze features not sensitive to different appearance features. We add an  $\mathcal{N}(\mathbf{0}, \mathbf{0.1})$  random noise to the appearance features before feeding them into the decoder. The reconstructed image  $\hat{\mathbf{I}}$  with noise is expected to have the same gaze direction as the original image  $\mathbf{I}$ . Therefore, we use the pre-trained gaze subnet  $\psi^g$  to compute a gaze consistency loss between the two images as  $\mathcal{L}_{\text{gc}} = \|\psi^g(\mathbf{I}) - \psi^g(\hat{\mathbf{I}})\|_1$ .

### Feature Swapping

Feature swapping losses are defined between image pairs with disentangled features swapped after passing through the encoder. **Feature exchange consistency loss** is introduced to enable the disentangling of the face appearances from the geometric gaze and head pose features. In detail, we swap the appearance embeddings between two samples  $\mathbf{I}_1$  and  $\mathbf{I}_2$  and decode them to  $\tilde{\mathbf{I}}_1$  and  $\tilde{\mathbf{I}}_2$ . Then we constrain the gaze and head pose of them to be the same, as illustrated in the top of Fig. 5. The loss is formulated as

$$\mathcal{L}_{\text{ex}}(\mathbf{I}_1, \mathbf{I}_2) = \sum_{\psi} \|\psi(\mathbf{I}_1) - \psi(\tilde{\mathbf{I}}_1)\|_1 + \|\psi(\mathbf{I}_2) - \psi(\tilde{\mathbf{I}}_2)\|_1, \quad (3)$$

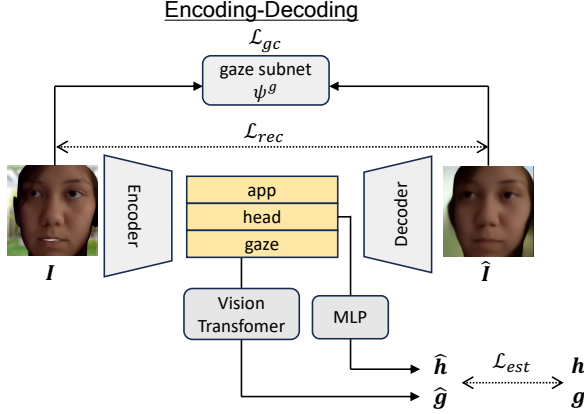
and the total loss for pre-training DisAE is the sum of all the above losses

$$\mathcal{L}_{\text{source}} = \mathcal{L}_{\text{est}} + \lambda_{\text{rec}}\mathcal{L}_{\text{rec}} + \lambda_{\text{gc}}\mathcal{L}_{\text{gc}} + \lambda_{\text{ex}}\mathcal{L}_{\text{ex}}. \quad (4)$$

## 4.2. Self-Training on Target Domains

After the source-domain-only supervised training of DisAE, we leverage the unlabeled target-domain data using an augmentation consistency loss, inspired by the wide use of data augmentation in self-training [48, 54, 55]. The

(a) Disentangling Auto-Encoder (DisAE)



(b) Self-Training for Adapting DisAE

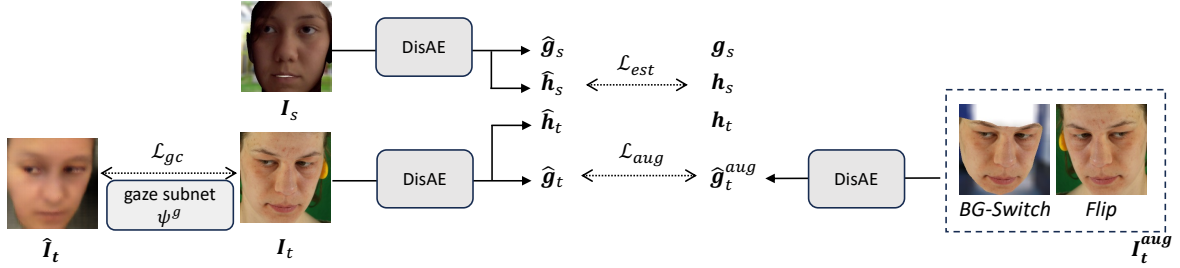


Figure 5. The overview of our synthetic-real domain adaptation approach. Top: An encoder-decoder structure for feature disentanglement (DisAE). We prepare three subnets  $\psi^a$ ,  $\psi^h$ , and  $\psi^g$  to support the disentanglement of appearance, head, and gaze features. The gaze features are fed into a vision transformer to get the predicted gaze direction  $\hat{g}$  while the head features are fed into an MLP to get the predicted head pose direction  $\hat{h}$ . Bottom: augmentation consistency is proposed during the unsupervised domain adaptation of DisAE towards the target domain.

basic idea is we apply data augmentations on unlabeled target domain images and train the model so that its output is consistent before and after the augmentation. These data augmentations tune the gaze-related features in DisAE on the target domain without the gaze label.

The augmentation consistency loss is defined as the  $\ell_1$  loss between the gaze prediction of the original target image and that of the augmented target images as  $\mathcal{L}_{\text{aug}} = \lambda_{\text{bg}} \mathcal{L}_{\text{bg}} + \lambda_{\text{flip}} \mathcal{L}_{\text{flip}}$ , where  $\mathcal{L}_{\text{bg}} = |\hat{g}_t - \hat{g}_t^{\text{bg}}|_1$  and  $\mathcal{L}_{\text{flip}} = |\hat{g}_t - \hat{g}_t^{\text{flip}}|_1$ . As one of the data augmentation, we propose using a background-switching augmentation loss, particularly suitable for the synthetic data. Specifically, we obtain the facial region mask from the detected landmarks and change the background to random images from Places365 dataset [88], which should not alter the gaze direction. Since our synthetic source domain has random background regions, there is no gaze-relevant information in non-face regions and the pre-trained DisAE is expected to focus on face regions. By training the model in the target domain so that gaze estimation remains consistent across images with swapped backgrounds, the model can be adapted to take ad-

vantage of this property. Since most geometric augmentations may alter the results of gaze estimation, we only consider flipping as another data augmentation. We flip the target image horizontally, negating the gaze label’s yaw value.

In addition to the augmentation consistency loss, we use similar losses as the pre-training process. We still compute the same gaze consistency loss  $\mathcal{L}_{\text{gc}}$  for the target domain as  $\mathcal{L}_{\text{gc}} = |\psi^g(I_t) - \psi^g(\hat{I}_t)|_1$ . Since head pose labels can be obtained through the data normalization process even for the unlabeled target domain images, we define the estimator loss as  $\mathcal{L}_{\text{est}} = |g_s - \hat{g}_s|_1 + \lambda_{\text{head}}(|h_s - \hat{h}_s|_1 + |h_t - \hat{h}_t|_1)$ , where  $\hat{g}_s$  and  $\hat{h}_s$  are the predicted gaze and head directions from source-domain input  $I_s$ , respectively. The  $\hat{h}_t$  is the predicted head direction of the target-domain input  $I_t$ .

Consequently, the total loss for the adaptation stage is defined as

$$\mathcal{L}_{\text{adapt}} = \mathcal{L}_{\text{est}} + \lambda_{\text{gc}} \mathcal{L}_{\text{gc}} + \mathcal{L}_{\text{aug}}. \quad (5)$$

### 4.3. Implementation Details

The face recognition subnet  $\psi^a$  is trained using a triplet loss [70] and the estimation subnets  $\psi^h$  and  $\psi^g$  are both

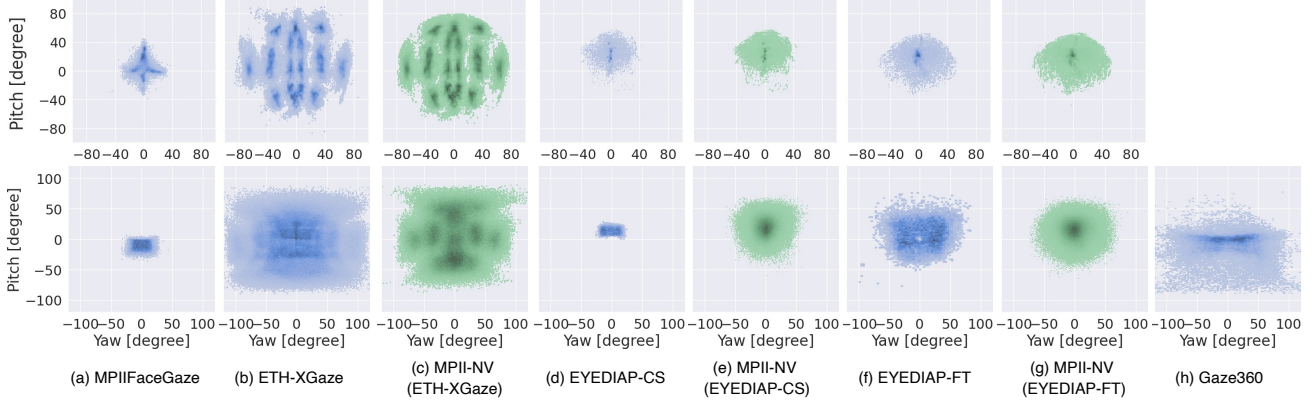


Figure 6. Head pose (top row) and gaze direction (bottom row) distributions of original datasets and our synthetic data for (a) source MPIIFaceGaze, (b) target ETH-XGaze, (c) synthesized dataset by extending MPIIFaceGaze to ETH-XGaze distribution, (d) target EYEDIAP (CS), (e) synthesized dataset to EYEDIAP (CS) distribution, (f) target EYEDIAP (FT), (g) synthesized dataset to EYEDIAP (FT) distribution, and (h) Gaze360 (head pose is not provided).

trained using  $\ell_1$  loss. For the source-only training stage for the DisAE, all subnets  $\psi^a$ ,  $\psi^h$ , and  $\psi^g$  are trained fully supervised with source-domain data. For the target-domain adaptation stage, target-domain data is also used for fully supervised training of the face recognition subnet  $\psi^a$  and head subnet  $\psi^h$ , while we use the same gaze subnet  $\psi^g$  trained on the source domain. We train the DisAE using the Adam optimizer [43] for 12 epochs, setting the learning rate to 0.001, decaying to 0.1 every five epochs. Apart from the target sample flipping in Sec 4.2, we also horizontally flip the images of the whole source training set to alleviate the inconsistent accuracy between horizontally symmetric images.

During adaptation, we randomly sample 2,000 samples from the target-domain datasets to adapt the model by ten epochs, and the final result is the average of five random-seed repetitions. For the coefficients, we empirically set them to  $\lambda_{\text{head}} = 0.5$ ,  $\lambda_{\text{rec}} = 1.0$ ,  $\lambda_{\text{ex}} = 1.0$ ,  $\lambda_{\text{gc}} = 1.0$ . For the augmentation consistency losses, the DisAE in the bottom of Fig. 5 share the weights. Each type of augmentation loss is computed separately and added together, and we set  $\lambda_{\text{bg}} = 0.5$  and  $\lambda_{\text{flip}} = 0.5$ .

## 5. Experiments

We first verify the effectiveness of the angle range extension of the synthesized training data presented in Sec. 3 by data extrapolation experiments. We then evaluate the proposed DisAE model for reducing the synthetic-to-real domain gap with an ablation study. Finally, we also compare multiple reconstruction methods on their effects on the final gaze estimation performance.

## 5.1. Experimental Settings

### 5.1.1 Datasets

**MPIIFaceGaze** [85] consists of over 38,000 images of 15 subjects with variant lighting conditions. Since we only use this dataset for data synthesis, we selected images with frontal head poses that both pitch and yaw angles of the head pose are smaller than  $15^\circ$ . To ensure that the number of samples from each subject is balanced for training, we randomly down-sampled or up-sampled the number of images of each subject to be 1,500. **ETH-XGaze** [81] contains over one million images of 110 subjects under variant head poses. We follow the official evaluation protocol and used the public evaluation server to retrieve the test results. **EYEDIAP** [22] consists of over four hours of video data, using continuous screen targets (CS) or 3D floating object targets (FT). We treated the screen target and floating target subsets separately and sampled one image every five frames from the VGA videos using the pre-processing provided by Park *et al.* [56]. **Gaze360** [41] consists of indoor and outdoor images of 238 subjects with wide ranges of head poses and gaze directions. We followed the pre-processing of Cheng *et al.* [12] which excluded cases with invisible eyes, resulting in 84,902 images.

We apply the data normalization scheme commonly used in appearance-based gaze estimation [81, 82] for all datasets. We also directly render the 3D facial mesh in the normalized camera space. Unless otherwise noted, we follow the ETH-XGaze dataset [81] and set the virtual camera’s focal length to 960 mm, and the distance from the camera origin to the face center to 300 mm. Face images are rendered in  $448 \times 448$  pixels and down-scaled to  $224 \times 224$  pixels before being fed into CNNs. 3D head pose is ob-



tained by fitting a 6-landmark 3D face model to the 2D landmark locations provided by the datasets, using the PnP algorithm [21].

### 5.1.2 Baseline Methods

We compare our method with several state-of-the-art gaze estimation methods. Besides the simple yet strong baseline **ResNet** [32], the **Gaze-TR** [10] is one of the state-of-the-art backbone architectures for single-image gaze estimation. It first extracts the gaze features from ResNet and feeds the feature maps into a transformer encoder followed by an MLP to output the gaze directions. **PureGaze** [8] first extracts image features using a ResNet, followed by an MLP for gaze estimation and decoding blocks for image reconstruction. **PnP-GA** [48] is a domain adaptation model using Mean-Teacher [67] structure and can be applied on many existing structures. We follow the original implementation which only uses 10 target samples for adaptation. **DANN** [24] includes a gradient reverse layer and a domain classifier on top of the backbone, forcing the model to learn invariant features from source and target domains.

## 5.2. Data Extrapolation

We explore the most practical setting data extrapolation, *i.e.*, an extension of head poses and gaze directions from small ranges with synthesis data samples. To this purpose, we extend the source MPIIFaceGaze dataset to a similar head pose distribution as the target ETH-XGaze and EYEDIAP datasets, respectively. Note that we use the training set of the ETH-XGaze as the target head poses distribution. We use the head pose values obtained through the data normalization process, and each source image is reconstructed and rendered with 16 new head poses randomly chosen from the target dataset. To avoid extreme profile faces with fully occluded eyes, we discarded the cases whose pitch-yaw vector’s  $\ell_2$ -norm is larger than  $80^\circ$  during the data synthesis. As a result, the MPIIFaceGaze is extended to three synthetic datasets ETH-XGaze, EYEDIAP CS, and EYEDIAP FT, with 360,000 images, respectively. We refer to these datasets as MPII-NV.

### 5.2.1 Comparison of Datasets

We evaluate how our data synthesis approach improves performance compared to other baseline training datasets. As a real-image baseline, we compare the Gaze360 [41] dataset which mostly covers a wide gaze range. The head pose and gaze distributions of the source and target real datasets (blue) and the synthetic datasets (green) are shown in Fig. 6, together with the gaze distribution of Gaze360 (head pose is not provided). Since we synthesize the data based on head pose distribution, it can be seen that the gaze distribution does not exactly match the target but only roughly overlaps.

The comparison of training data under several baseline models is presented in Tab. 1 and numbers represent the angular error. We compare different SOTA models in terms of gaze estimation performances when training on different training sets. From the table, we can see all models trained on our synthesized dataset MPII-NV, achieve the best performances on both ETH-XGaze and EYEDIAP-CS compared to other training datasets. Note the MPII-NV is purely an extension of the original MPIIFaceGaze with large head poses. The significant improvements from models trained on MPII-NV over MPIIFaceGaze indicate that our synthetic data pipeline can produce useful data for cross-dataset training. For the EYEDIAP-FT, better performance was obtained when using real data ETH-XGaze. One hypothesis is that EYEDIAP FT has a larger offset between gaze and head pose due to the use of physical gaze targets, such that our data synthesized based on head pose cannot fully reproduce the target gaze distribution (Fig. 6).

### 5.2.2 Comparison of Models

With the synthetic data, we evaluate the proposed DisAE for both cross-dataset and unsupervised domain adaptation settings. In Tab. 2, we fix the MPII-NV as a training dataset to compare DisAE with SOTA methods. The top block of Tab. 2 shows performances of cross-dataset evaluation without adaptation, *i.e.*, all methods are only trained with source-domain samples. We can see that DisAE outperforms the three baseline models across all test datasets, showing the advantage of the feature disentanglement even without domain adaptation. The bottom block of Tab. 2 shows the domain adaptation with unlabeled samples from the target test sets. We can observe that our proposed DisAE model successfully adapts to all target domains, showing superior estimation errors in the last row.

To evaluate the effectiveness of combining DisAE with our self-training strategy, we apply the same augmentation consistency adaptation to the Res-18 networks and refer to it as *Res18 + aug* in Tab. 2. This baseline achieves worse results than the DisAE showing that the unsupervised domain adaptation is difficult to be handled with simple data augmentation due to the gaze-unrelated features that exist in face images. Conversely, our proposed DisAE effectively alleviates this issue by focusing on gaze-related features, enhancing the model’s adaptability to the target domain. Furthermore, we apply DANN on the DisAE by feeding the disentangled gaze features into the gradient reverse layer and domain classifier for a domain classification loss. As in *DisAE + DANN*, though the DANN does not show remarkable effects on most of the test sets, DisAE demonstrates more stable adapting performance compared to the basic ResNet.

Training Datasets	Model	ETH-XGaze		EYEDIAP [22]	
		Train	Test	CS	FT
MPIIFaceGaze [85]	ResNet18 [32]	31.96	32.62	13.02	23.01
ETH-XGaze Train [81]		-	-	9.81	<b>13.81</b>
Gaze360 [41]		17.17	17.55	9.67	16.04
MPII-NV		<b>12.84</b>	<b>13.99</b>	<b>5.37</b>	17.04
MPIIFaceGaze [85]	PureGaze18 [8]	32.30	32.82	12.09	22.65
ETH-XGaze Train [81]		-	-	8.79	<b>12.86</b>
Gaze360 [41]		16.72	17.06	7.61	13.59
MPII-NV		<b>12.93</b>	<b>14.07</b>	<b>5.45</b>	16.22
MPIIFaceGaze [85]	GazeTR18 [10]	29.62	30.16	14.21	24.41
ETH-XGaze Train [81]		-	-	8.91	<b>12.61</b>
Gaze360 [41]		16.41	16.91	8.23	13.08
MPII-NV		<b>11.36</b>	<b>12.01</b>	<b>5.58</b>	14.70

Table 1. Comparison of gaze estimation errors in degree. From left to right columns list the training sets, methods, and test sets.

Model	ETH-XGaze		EYEDIAP	
	Train	Test	CS	FT
ResNet18 [32]	12.84	13.99	5.37	17.04
PureGaze18 [8]	12.93	14.07	5.45	16.22
Gaze-TR18 [10]	11.36	12.01	5.58	14.70
DisAE	<b>11.21</b>	<b>12.00</b>	<b>5.22</b>	<b>13.50</b>
Res18 + PnP-GA [48]	12.43	15.33	4.78	17.00
Res18 + DANN [24]	15.32	15.51	6.93	15.00
Res18 + aug	15.13	16.82	5.45	16.29
DisAE + DANN [24]	11.13	11.92	5.20	13.50
DisAE + aug (ours)	<b>10.99</b>	<b>11.89</b>	<b>4.63</b>	<b>12.69</b>

Table 2. Comparison of our method with baseline methods. The top block are source-domain-only methods, and the bottom block are methods that utilize unlabeled target-domain data.

	ETH-XGaze		EYEDIAP	
	Train	Test	CS	FT
DisAE w.o. flip	11.32	12.03	5.90	13.85
DisAE	11.21	12.00	5.22	13.50
$\mathcal{L}_{gc}$	11.10	11.90	5.22	13.43
$\mathcal{L}_{bg}$	11.12	12.00	4.96	11.54
$\mathcal{L}_{flip}$	11.40	12.21	5.36	11.40
$\mathcal{L}_{bg} + \mathcal{L}_{flip}$	11.32	12.12	4.81	<b>11.34</b>
$\mathcal{L}_{gc} + \mathcal{L}_{bg}$	11.03	11.99	4.97	13.00
$\mathcal{L}_{gc} + \mathcal{L}_{flip}$	11.09	11.95	4.80	12.94
$\mathcal{L}_{gc} + \mathcal{L}_{bg} + \mathcal{L}_{flip}$ (ours)	<b>10.99</b>	<b>11.89</b>	<b>4.63</b>	12.69

Table 3. Adaptation effect with respect to the individual loss.

### 5.2.3 Ablation Studies

We first conduct an ablation study on the source domain data augmentation with image flipping. As shown in the top block of Tab. 3, DisAE shows lower error than the non-flipping setting on all test datasets, proving that flipping (doubling) the training data is a valuable and simple approach to deal with the inconsistency in the symmetric images.

For the domain adaptation stage, we examine individual loss terms based on Eq. 5. Note that we separately explore the flipping augmentation ( $\mathcal{L}_{flip}$ ) and background replacement augmentation ( $\mathcal{L}_{bg}$ ). From the table, we can see that all proposed losses can gradually improve the accuracy on most of the test datasets. The  $\mathcal{L}_{gc}$  causes a negative effect only on EYEDIAP FT, probably because of the low resolution and the float point existence of the EYEDIAP FT dataset.

## 5.3. Analysis of Data Quality

In this section, we aim to compare the face reconstruction performance between our proposed single-view and a more complex multi-view method. The primary goal of this comparison is to establish an upper bound of performance when using synthetic data for training gaze estimation models, given that the multi-view synthetic data offers higher photorealism. In addition, we compare multiple methods of single-view reconstructions to analyze the impact of reconstruction performance on model accuracy. We reconstruct the frontal-camera images of ETH-XGaze [81] and rotate them exactly to the other cameras, resulting in the synthetic version of ETH-XGaze, denoted as *XGazeF-NV*.

### 5.3.1 Multi-view Reconstruction

As ETH-XGaze [81] is a camera-synchronized dataset, we implement multi-view reconstruction using the Agisoft Metashape software [49]. Since reconstruction quality under dark environments drops extensively, we only reconstruct the full-light frames.

Through preliminary analysis, it is confirmed that there

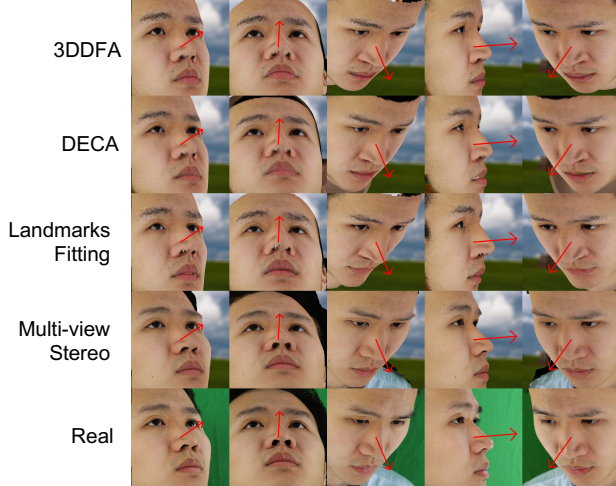


Figure 7. Examples of the synthesized XGaze-NV datasets using the different reconstruction methods. The last row shows the samples of the real dataset.

is a discrepancy between the external parameters provided by the dataset and the actual camera images. This is possibly due to the drift of the camera position after camera calibration, and the discrepancy varies for each subject. Therefore, we first use Metashape to optimize the camera extrinsic parameters for each subject. The Metashape optimization takes the 18 images of each frame of the target subject as input, as well as the fixed intrinsic parameters provided by the dataset. This provides updated extrinsic parameters for each frame, and we discard frames whose camera position diverges by more than 10 mm from the raw average position. We use the average value of the other remaining frames as the final extrinsic parameters for the subject.

We then use the recalibrated extrinsic parameters and the original intrinsic parameters to perform the multi-view face reconstruction. Based on the reconstruction results, we render and denote the dataset as MVS-XGazeF-NV. Random factors for background augmentation are kept the same, and sample images from these reconstruction methods are shown in Fig. 7.

### 5.3.2 Comparison of Reconstruction Methods

We compare the multi-view face reconstruction with SOTA single-view methods 3DDFA [27] and DECA [18]. As another simplest baseline *Landmarks Fitting*, we fit the BFM model [58] to the detected 68 2D facial landmarks and get a facial shape, of which the texture is the RGB values obtained by projecting to the original image.

We separate the ETH-XGaze 80 training subjects into four folds to perform the leave-one-fold-out evaluation with a ResNet-18 model. We compare the performances of mod-

Datasets	Within	XGaze-Test
XGazeF-NV-3DDFA	10.03	11.32
XGazeF-NV-DECA	10.02	11.47
XGazeF-NV-fitting	10.28	11.67
XGazeF-NV-3DDFA*	20.33	22.85
MVS-XGazeF-NV *	7.90	7.43
MVS-XGazeF-NV	6.71	6.19
ETH-XGaze	6.62	6.20

Table 4. Comparison of synthetic datasets using different reconstruction methods. The gaze estimation error is the average of the four-fold split. The model used is ResNet18 for all rows. \* indicates the green background version without the background augmentation.

els trained on synthetic data generated by different face reconstruction methods. The average errors are shown in Tab. 4. From the top three rows block, we observe that the three single-view methods produce similar performance, and we attribute this to the similar appearance and texture (resolution) between all of these single-view methods. On the other hand, as expected, the high-quality MVS-XGazeF-NV shows the lowest error that is even close to the performance trained on real ETH-XGaze shown in the last two rows, which represents an upper bound of synthetic training. Qualitatively, there are image quality differences between the single-view methods and *Multi-view Stereo* in Fig. 7 such as the artifacts in eyebrow, which may cause the above performance gap.

However, despite performing worse than the multi-view method, single-view methods are easier to deploy in real-world applications without complicated multi-view synchronization. More importantly, there is a potential for reducing the gap between single-view and multi-view. As shown in the fifth and the second row of Tab. 4, the proposed background augmentation reduces the error of XGazeF-NV-3DDFA, which proves that appearance diversity is helpful for the generation of training data. Besides the background augmentation, further refining the reconstruction quality, especially the texture, has the potential to further promote the single-view reconstruction methods closer to the performance of the upper-bound multi-view methods.

## 6. Conclusion

This work presents an effective data synthesis pipeline and an unsupervised domain adaptation approach for full-face appearance-based gaze estimation. Our approach utilizes 3D face reconstruction to synthesize novel-head-poses training datasets while keeping accurate gaze labels via projective matching. The proposed DisAE model can learn gaze-related features from the synthetic data and thus can effectively generalize to other domains. The DisAE can be

further adapted to target domains through the self-training process using the proposed background-switching consistency loss. Through experiments, we show the generated synthetic data can benefit the model training, and our approach achieves better performances than existing SOTA methods for cross-dataset and unsupervised domain adaptation evaluations. Furthermore, experiments also verified that synthetic data can reach comparable performance as real data, pointing out the potential of synthetic training in future work.

## Acknowledgement

This work was supported by JSPS KAKENHI Grant Number JP21K11932.

## References

- [1] Massih-Reza Amini, Vasilii Feofanov, Loic Pauletto, Emilie Devijver, and Yuri Maximov. Self-training: A survey. *arXiv preprint arXiv:2202.12040*, 2022. **2**
- [2] Tadas Baltrusaitis, Amir Zadeh, Yao Chong Lim, and Louis-Philippe Morency. Openface 2.0: Facial behavior analysis toolkit. In *Proc. FG*, 2018. **5**
- [3] Yiwei Bao, Yunfei Liu, Haofei Wang, and Feng Lu. Generalizing gaze estimation with rotation consistency. In *Proceedings of the IEEE/CVF Conference on Computer Vision and Pattern Recognition (CVPR)*, pages 4207–4216, June 2022. **3**
- [4] Peter N Belhumeur, David W Jacobs, David J Kriegman, and Neeraj Kumar. Localizing parts of faces using a consensus of exemplars. *IEEE Trans. Pattern Anal. Mach. Intell.*, 35(12):2930–2940, 2013. **3**
- [5] Volker Blanz and Thomas Vetter. A morphable model for the synthesis of 3d faces. In *Proc. SIGGRAPH*, 1999. **3**
- [6] Adrian Bulat and Georgios Tzimiropoulos. How far are we from solving the 2d & 3d face alignment problem? (and a dataset of 230,000 3d facial landmarks). In *Proc. ICCV*, 2017. **3, 4**
- [7] Xinyang Chen, Sinan Wang, Jianmin Wang, and Mingsheng Long. Representation subspace distance for domain adaptation regression. In *Proc. ICML*, pages 1749–1759, 2021. **3**
- [8] Yihua Cheng, Yiwei Bao, and Feng Lu. Puregaze: Purifying gaze feature for generalizable gaze estimation. *Proc. AAAI*, 2022. **3, 9, 10**
- [9] Yihua Cheng, Shiyao Huang, Fei Wang, Chen Qian, and Feng Lu. A coarse-to-fine adaptive network for appearance-based gaze estimation. In *Proc. AAAI*, 2020. **2**
- [10] Yihua Cheng and Feng Lu. Gaze estimation using transformer. In *Proc. ICPR*, 2022. **1, 9, 10**
- [11] Yihua Cheng, Feng Lu, and Xucong Zhang. Appearance-based gaze estimation via evaluation-guided asymmetric regression. In *Proc. ECCV*, 2018. **2**
- [12] Yihua Cheng, Haofei Wang, Yiwei Bao, and Feng Lu. Appearance-based gaze estimation with deep learning: A review and benchmark. *arXiv preprint arXiv:2104.12668*, 2021. **8**
- [13] Yihua Cheng, Xucong Zhang, Feng Lu, and Yoichi Sato. Gaze estimation by exploring two-eye asymmetry. *IEEE Trans. Image Process.*, 29:5259–5272, 2020. **2**
- [14] Peter M Corcoran, Florin Nanu, Stefan Petrescu, and Petronel Bigioi. Real-time eye gaze tracking for gaming design and consumer electronics systems. *IEEE Transactions on Consumer Electronics*, 58(2):347–355, 2012. **1**
- [15] Yu Deng, Jiaolong Yang, Sicheng Xu, Dong Chen, Yunde Jia, and Xin Tong. Accurate 3d face reconstruction with weakly-supervised learning: From single image to image set. In *Proc. CVPRW*, 2019. **3**
- [16] Alexey Dosovitskiy, Lucas Beyer, Alexander Kolesnikov, Dirk Weissenborn, Xiaohua Zhai, Thomas Unterthiner, Mostafa Dehghani, Matthias Minderer, Georg Heigold, Sylvain Gelly, Jakob Uszkoreit, and Neil Houlsby. An image is worth 16x16 words: Transformers for image recognition at scale. In *Proc. ICLR*, 2021. **1**
- [17] Nathan J Emery. The eyes have it: the neuroethology, function and evolution of social gaze. *Neuroscience & biobehavioral reviews*, 24(6):581–604, 2000. **1**
- [18] Yao Feng, Haiwen Feng, Michael J. Black, and Timo Bolkart. Learning an animatable detailed 3d face model from in-the-wild images. *TOG*, 40(4), jul 2021. **3, 11**
- [19] Yao Feng, Fan Wu, Xiaohu Shao, Yanfeng Wang, and Xi Zhou. Joint 3d face reconstruction and dense alignment with position map regression network. In *Proc. ECCV*, 2018. **4**
- [20] Tobias Fischer, Hyung Jin Chang, and Yiannis Demiris. Rt-gaze: Real-time eye gaze estimation in natural environments. In *Proc. ECCV*, 2018. **2**
- [21] Martin A. Fischler and Robert C. Bolles. Random sample consensus: A paradigm for model fitting with applications to image analysis and automated cartography. *Commun. ACM*, 24(6):381–395, 1981. **5, 9**
- [22] Kenneth Alberto Funes Mora, Florent Monay, and Jean-Marc Odobez. Eyediap: A database for the development and evaluation of gaze estimation algorithms from rgb and rgb-d cameras. In *Proc. ETRA*, 2014. **2, 8, 10**
- [23] Kenneth Alberto Funes Mora, Florent Monay, and Jean-Marc Odobez. Eyediap: A database for the development and evaluation of gaze estimation algorithms from rgb and rgb-d cameras. In *Proc. ETRA*, 2014. **2**
- [24] Yaroslav Ganin and Victor Lempitsky. Unsupervised domain adaptation by backpropagation. In *Proc. ICML*, 2015. **9, 10**
- [25] Huan Gao, Jichang Guo, Guoli Wang, and Qian Zhang. Cross-domain correlation distillation for unsupervised domain adaptation in nighttime semantic segmentation. In *Proc. CVPT*, pages 9913–9923, 2022. **3**
- [26] Elias Daniel Guestrin and Moshe Eizenman. General theory of remote gaze estimation using the pupil center and corneal reflections. *IEEE TBE*, 53(6):1124–1133, 2006. **2**
- [27] Jianzhu Guo, Xiangyu Zhu, and Zhen Lei. 3ddfa. <https://github.com/cleardusk/3DDFA>, 2018. **3, 4, 5, 11**
- [28] Jianzhu Guo, Xiangyu Zhu, Yang Yang, Fan Yang, Zhen Lei, and Stan Z Li. Towards fast, accurate and stable 3d dense face alignment. In *Proc. ECCV*, 2020. **3**
- [29] Zidong Guo, Zejian Yuan, Chong Zhang, Wanchao Chi, Yonggen Ling, and Shenghao Zhang. Domain adaptation



- gaze estimation by embedding with prediction consistency. In *Proc. ACCV*, 2020. 2, 3
- [30] Dan Witzner Hansen and Qiang Ji. In the eye of the beholder: A survey of models for eyes and gaze. *IEEE Trans. Pattern Anal. Mach. Intell.*, 32(3):478–500, 2010. 2
- [31] Kaiming He, Haoqi Fan, Yuxin Wu, Saining Xie, and Ross Girshick. Momentum contrast for unsupervised visual representation learning. In *Proc. CVPR*, pages 9729–9738, 2020. 3
- [32] Kaiming He, Xiangyu Zhang, Shaoqing Ren, and Jian Sun. Deep residual learning for image recognition. In *Proc. CVPR*, 2016. 9, 10
- [33] Zhe He, Adrian Spurr, Xucong Zhang, and Otmar Hilliges. Photo-realistic monocular gaze redirection using generative adversarial networks. In *Proc. ICCV*, pages 6932–6941, 2019. 3
- [34] Philip S Holzman, Leonard R Proctor, Deborah L Levy, Nicholas J Yasillo, Herbert Y Meltzer, and Stephen W Hurt. Eye-tracking dysfunctions in schizophrenic patients and their relatives. *Archives of general psychiatry*, 31(2):143–151, 1974. 1
- [35] Jiaxing Huang, Dayan Guan, Aoran Xiao, Shijian Lu, and Ling Shao. Category contrast for unsupervised domain adaptation in visual tasks. In *Proc. CVPR*, pages 1203–1214, 2022. 3
- [36] Qiong Huang, Ashok Veeraraghavan, and Ashutosh Sabharwal. Tabletgaze: dataset and analysis for unconstrained appearance-based gaze estimation in mobile tablets. *Machine Vision and Applications*, 28(5):445–461, 2017. 2
- [37] Ashish Jaiswal, Ashwin Ramesh Babu, Mohammad Zaki Zadeh, Debapriya Banerjee, and Fillia Makedon. A survey on contrastive self-supervised learning. *Technologies*, 9(1):2, 2020. 3
- [38] Swati Jindal and Roberto Manduchi. Contrastive representation learning for gaze estimation. *Proc. NeurIPS Workshop on Gaze Meets ML*, 2022. 3
- [39] Amin Jourabloo and Xiaoming Liu. Pose-invariant 3d face alignment. In *Proc. ICCV*, 2015. 4
- [40] Berk Kaya, Suryansh Kumar, Francesco Sarno, Vittorio Ferrari, and Luc Van Gool. Neural radiance fields approach to deep multi-view photometric stereo. In *Proc. WACV*, pages 1965–1977, 2022. 3
- [41] Petr Kellnhofer, Adria Recasens, Simon Stent, Wojciech Matusik, and Antonio Torralba. Gaze360: Physically unconstrained gaze estimation in the wild. In *Proc. ICCV*, 2019. 2, 3, 4, 8, 9, 10
- [42] Adnan Khan, Sarah AlBarri, and Muhammad Arslan Manzoor. Contrastive self-supervised learning: a survey on different architectures. In *2022 2nd International Conference on Artificial Intelligence (ICAI)*, pages 1–6. IEEE, 2022. 3
- [43] Diederik P. Kingma and Jimmy Ba. Adam: A method for stochastic optimization. In *ICLR*, 2015. 8
- [44] Kyle Krafka, Aditya Khosla, Petr Kellnhofer, Harini Kannan, Suchendra Bhandarkar, Wojciech Matusik, and Antonio Torralba. Eye tracking for everyone. In *Proc. CVPR*, 2016. 1, 2, 4
- [45] Isack Lee, Jun-Seok Yun, Hee Hyeon Kim, Youngju Na, and Seok Bong Yoo. Latentgaze: Cross-domain gaze estimation through gaze-aware analytic latent code manipulation. In *Proc. ACCV*, pages 3379–3395, 2022. 3, 5
- [46] Tianye Li, Timo Bolkart, Michael J. Black, Hao Li, and Javier Romero. Learning a model of facial shape and expression from 4D scans. In *Proc. SIGGRAPH Asia*, 2017. 3
- [47] Ruicong Liu, Yiwei Bao, Mingjie Xu, Haoifei Wang, Yunfei Liu, and Feng Lu. Jitter does matter: Adapting gaze estimation to new domains. *arXiv preprint arXiv:2210.02082*, 2022. 3
- [48] Yunfei Liu, Ruicong Liu, Haoifei Wang, and Feng Lu. Generalizing gaze estimation with outlier-guided collaborative adaptation. In *Proc. ICCV*, 2021. 2, 3, 6, 9, 10
- [49] Agisoft LLC. Agisoft metashape. <https://www.agisoft.com/>, 2022. 10
- [50] Päivi Majaranta and Andreas Bulling. Eye tracking and eye-based human–computer interaction. *Advances in physiological computing*, pages 39–65, 2014. 1
- [51] Iacopo Masi, Tal Hassner, Anh Tuan Tran, and Gérard Medioni. Rapid synthesis of massive face sets for improved face recognition. In *Proc. FG*, 2017. 3
- [52] Bilge Mutlu, Toshiyuki Shiwa, Takayuki Kanda, Hiroshi Ishiguro, and Norihiro Hagita. Footing in human-robot conversations: how robots might shape participant roles using gaze cues. In *Proceedings of the 4th ACM/IEEE international conference on Human robot interaction*, pages 61–68, 2009. 1
- [53] Ismail Nejjar, Qin Wang, and Olga Fink. Dare-gram: Unsupervised domain adaptation regression by aligning inverse gram matrices. *arXiv preprint arXiv:2303.13325*, 2023. 3
- [54] Takehiko Ohkawa, Yu-Jhe Li, Qichen Fu, Ryosuke Furuta, Kris M. Kitani, and Yoichi Sato. Domain adaptive hand keypoint and pixel localization in the wild. In *Proc. ECCV*, 2022. 2, 3, 5, 6
- [55] Takehiko Ohkawa, Takuma Yagi, Atsushi Hashimoto, Yoshitaka Ushiku, and Yoichi Sato. Foreground-aware stylization and consensus pseudo-labeling for domain adaptation of first-person hand segmentation. *IEEE Access*, 9:94644–94655, 2021. 2, 3, 5, 6
- [56] Seonwook Park, Shalini De Mello, Pavlo Molchanov, Umar Iqbal, Otmar Hilliges, and Jan Kautz. Few-shot adaptive gaze estimation. In *Proc. ICCV*, 2019. 2, 3, 8
- [57] Seonwook Park, Adrian Spurr, and Otmar Hilliges. Deep pictorial gaze estimation. In *Proc. ECCV*, 2018. 1
- [58] Pascal Paysan, Reinhard Knothe, Brian Amberg, Sami Romdhani, and Thomas Vetter. A 3d face model for pose and illumination invariant face recognition. In *Proc. AVSS*, 2009. 3, 11
- [59] Jiawei Qin, Takuru Shimoyama, and Yusuke Sugano. Learning-by-novel-view-synthesis for full-face appearance-based 3d gaze estimation. In *Proc. CVPRW*, pages 4981–4991, 2022. 2, 5
- [60] Nikhila Ravi, Jeremy Reizenstein, David Novotny, Taylor Gordon, Wan-Yen Lo, Justin Johnson, and Georgia Gkioxari. Accelerating 3d deep learning with pytorch3d. *arXiv:2007.08501*, 2020. 5

- [61] Radu Alexandru Rosu and Sven Behnke. Neuralmvs: Bridging multi-view stereo and novel view synthesis. In *2022 International Joint Conference on Neural Networks (IJCNN)*, pages 1–7. IEEE, 2022. 3
- [62] Lorenzo Scalera, Stefano Seriani, Paolo Gallina, Mattia Lentini, and Alessandro Gaspardo. Human–robot interaction through eye tracking for artistic drawing. *Robotics*, 10(2):54, 2021. 1
- [63] Ashish Shrivastava, Tomas Pfister, Oncel Tuzel, Joshua Susskind, Wenda Wang, and Russell Webb. Learning from simulated and unsupervised images through adversarial training. In *Proc. CVPR*, 2017. 2, 3
- [64] Brian A. Smith, Qi Yin, Steven K. Feiner, and Shree K. Nayar. Gaze locking: Passive eye contact detection for human-object interaction. In *Proc. UIST*, 2013. 2
- [65] Yusuke Sugano, Yasuyuki Matsushita, and Yoichi Sato. Learning-by-synthesis for appearance-based 3d gaze estimation. In *Proc. CVPR*, 2014. 2, 3
- [66] Kar-Han Tan, David J Kriegman, and Narendra Ahuja. Appearance-based eye gaze estimation. In *Proc. WACV*, 2002. 2
- [67] Antti Tarvainen and Harri Valpola. Mean teachers are better role models: Weight-averaged consistency targets improve semi-supervised deep learning results. *Proc. NeurIPS*, 30, 2017. 9
- [68] Anh Tuan Tran, Tal Hassner, Iacopo Masi, and Gerard Medioni. Regressing robust and discriminative 3d morphable models with a very deep neural network. In *Proc. CVPR*, 2017. 3
- [69] Kang Wang, Rui Zhao, Hui Su, and Qiang Ji. Generalizing eye tracking with bayesian adversarial learning. In *Proceedings of the IEEE/CVF conference on computer vision and pattern recognition*, pages 11907–11916, 2019. 2
- [70] Xun Wang, Xintong Han, Weilin Huang, Dengke Dong, and Matthew R Scott. Multi-similarity loss with general pair weighting for deep metric learning. In *Proc. CVPR*, pages 5022–5030, 2019. 7
- [71] Yaoming Wang, Yangzhou Jiang, Jin Li, Bingbing Ni, Wenrui Dai, Chenglin Li, Hongkai Xiong, and Teng Li. Contrastive regression for domain adaptation on gaze estimation. In *Proc. CVPR*, pages 19376–19385, 2022. 3
- [72] Ulrich Weidenbacher, Georg Layher, P-M Strauss, and Heiko Neumann. A comprehensive head pose and gaze database. In *3rd IET International Conference on Intelligent Environments*, pages 455–458, 2007. 2
- [73] Erroll Wood, Tadas Baltrušaitis, Louis-Philippe Morency, Peter Robinson, and Andreas Bulling. Learning an appearance-based gaze estimator from one million synthesised images. In *Proc. ETRA*, 2016. 2, 3
- [74] Erroll Wood, Tadas Baltrušaitis, Louis-Philippe Morency, Peter Robinson, and Andreas Bulling. A 3D Morphable Model of the Eye Region. In *EG - Posters*, 2016. 3
- [75] Aoran Xiao, Jiaxing Huang, Weihao Xuan, Ruijie Ren, Kangcheng Liu, Dayan Guan, Abdulmotaleb El Saddik, Shijian Lu, and Eric Xing. 3d semantic segmentation in the wild: Learning generalized models for adverse-condition point clouds. *arXiv preprint arXiv:2304.00690*, 2023. 3
- [76] Qizhe Xie, Zihang Dai, Eduard Hovy, Thang Luong, and Quoc Le. Unsupervised data augmentation for consistency training. *Advances in NIPS*, 33:6256–6268, 2020. 2
- [77] Yunyang Xiong, Hyunwoo J Kim, and Vikas Singh. Mixed effects neural networks (menets) with applications to gaze estimation. In *Proc. CVPR*, 2019. 2
- [78] Yu Yu, Gang Liu, and Jean-Marc Odobez. Improving few-shot user-specific gaze adaptation via gaze redirection synthesis. In *Proc. CVPR*, pages 11937–11946, 2019. 2, 3
- [79] Yu Yu and Jean-Marc Odobez. Unsupervised representation learning for gaze estimation. In *Proc. CVPR*, 2020. 2, 3
- [80] Yuxiao Hu, Dalong Jiang, Shuicheng Yan, Lei Zhang, and Hongjiang zhang. Automatic 3d reconstruction for face recognition. In *Proc. FG*, 2004. 3
- [81] Xucong Zhang, Seonwook Park, Thabo Beeler, Derek Bradley, Siyu Tang, and Otmar Hilliges. Eth-xgaze: A large scale dataset for gaze estimation under extreme head pose and gaze variation. In *Proc. ECCV*, 2020. 1, 2, 3, 4, 5, 6, 8, 10
- [82] Xucong Zhang, Yusuke Sugano, and Andreas Bulling. Re-visiting data normalization for appearance-based gaze estimation. In *Proc. ETRA*, 2018. 5, 8
- [83] Xucong Zhang, Yusuke Sugano, Andreas Bulling, and Otmar Hilliges. Learning-based region selection for end-to-end gaze estimation. In *Proc. BMVC*, 2020. 2
- [84] Xucong Zhang, Yusuke Sugano, Mario Fritz, and Andreas Bulling. Appearance-based gaze estimation in the wild. In *Proc. CVPR*, 2015. 2, 4
- [85] Xucong Zhang, Yusuke Sugano, Mario Fritz, and Andreas Bulling. It’s written all over your face: Full-face appearance-based gaze estimation. In *Proc. CVPRW*, 2017. 1, 2, 5, 6, 8, 10
- [86] Xucong Zhang, Yusuke Sugano, Mario Fritz, and Andreas Bulling. Mpiigaze: Real-world dataset and deep appearance-based gaze estimation. *IEEE Trans. Pattern Anal. Mach. Intell.*, 41(1):162–175, 2019. 2, 5
- [87] Yufeng Zheng, Seonwook Park, Xucong Zhang, Shalini De Mello, and Otmar Hilliges. Self-learning transformations for improving gaze and head redirection. In *Proc. NeurIPS*, 2020. 2, 3, 6
- [88] Bolei Zhou, Agata Lapedriza, Aditya Khosla, Aude Oliva, and Antonio Torralba. Places: A 10 million image database for scene recognition. *IEEE Trans. Pattern Anal. Mach. Intell.*, 2017. 5, 7
- [89] Hang Zhou, Jihao Liu, Ziwei Liu, Yu Liu, and Xiaogang Wang. Rotate-and-render: Unsupervised photorealistic face rotation from single-view images. In *Proc. CVPR*, 2020. 3
- [90] Xiangyu Zhu, Zhen Lei, Xiaoming Liu, Hailin Shi, and Stan Z. Li. Face alignment across large poses: A 3d solution. In *Proc. CVPR*, 2016. 3, 4
- [91] Xiangyu Zhu, Xiaoming Liu, Zhen Lei, and Stan Z Li. Face alignment in full pose range: A 3d total solution. *IEEE Trans. Pattern Anal. Mach. Intell.*, 41(1):78–92, 2019. 3
- [92] Michael Zollhöfer, Justus Thies, Pablo Garrido, Derek Bradley, Thabo Beeler, Patrick Pérez, Marc Stamminger, Matthias Nießner, and Christian Theobalt. State of the art on monocular 3d face reconstruction, tracking, and applications. *Computer Graphics Forum*, 37(2):523–550, 2018. 3