

Reversible Graph Neural Network-based Reaction Distribution Learning for Multiple Appropriate Facial Reactions Generation

Tong Xu, Micol Spitale, Hao Tang, Lu Liu, Hatice Gunes, and Siyang Song*

Abstract—Generating facial reactions in a human-human dyadic interaction is complex and highly dependent on the context since more than one facial reactions can be appropriate for the speaker’s behaviour. This has challenged existing machine learning (ML) methods, whose training strategies enforce models to reproduce a specific (not multiple) facial reaction from each input speaker behaviour. This paper proposes the first multiple appropriate facial reaction generation framework that re-formulates the *one-to-many mapping* facial reaction generation problem as a *one-to-one mapping* problem. This means that we approach this problem by considering generating a distribution of listeners’ appropriate facial reactions instead of multiple different appropriate facial reactions, i.e., ‘many’ appropriate facial reaction labels are summarised as ‘one’ distribution label during training. Our model consists of a perceptual processor, a cognitive processor, and a motor processor. The motor processor is implemented with a novel Reversible Multi-dimensional Edge Graph Neural Network (REGNN). This allows us to obtain a distribution of appropriate real facial reactions during the training process, enabling the cognitive processor to be trained to predict the appropriate facial reaction distribution. At the inference stage, the REGNN decodes an appropriate facial reaction by using the predicted distribution as input. Experimental results demonstrate that our approach outperforms existing models in generating more appropriate, realistic, and synchronized facial reactions. The improved performance is largely attributed to the proposed appropriate facial reaction distribution learning strategy and the use of a REGNN. The code will be made publicly available at <https://github.com/TongXu-05/REGNN-Multiple-Appropriate-Facial-Reaction-Generation>.

Index Terms—Multiple appropriate facial reaction generation, Reversible Graph Neural Network, Facial reaction distribution learning

1 INTRODUCTION

NON-VERBAL behaviour interaction plays a key role in human-human communication, with facial reactions providing important cues for understanding each other’s intentions as well as affective and emotional states [1]. In dyadic interactions, a facial reaction refers to the **listener’s** non-verbal facial behaviours in response to the **speaker’s** verbal and non-verbal behaviours (e.g., facial muscle movements) [2], [3]. Previous studies [4], [5] have shown that the generation of listener’s facial reactions to a speaker’s behaviour in dyadic interaction consists of three main stages: Firstly, the listener’s perceptual system (e.g., ears and eyes) receives external signals expressed by the speaker, which are pre-processed before being transmitted to the brain for further analysis. Then, the cognitive processor processes the pre-processed signals by taking personalized perception bias into account, resulting in the generation of personalized reaction signals, which is also influenced by various internal disposes (e.g., emotional states [6]). Finally, the motor processor decodes these personalized signals to the facial muscles, producing corresponding facial reactions.

- Tong Xu, Lu Liu and Siyang Song are with the School of Computing and Mathematical Sciences, University of Leicester, Leicester, LE2 7RH, United Kingdom. E-mail: l.liu@leicester.ac.uk, ss1535@leicester.ac.uk (* Corresponding Author: Siyang Song, E-mail: ss1535@leicester.ac.uk)
- Micol Spitale, Hatice Gunes and Siyang Song are with the AFAR Lab, Department of Computer Science and Technology, University of Cambridge, Cambridge, CB3 0FT, United Kingdom. E-mail: ms2871@cam.ac.uk, Hatice.Gunes@cl.cam.ac.uk, ss2796@cam.ac.uk
- Hao Tang is with the Department of Information Technology and Electrical Engineering, ETH Zurich, Zurich 8092, Switzerland. E-mail: hao.tang@vision.ee.ethz.ch

Manuscript received June 15, 2023

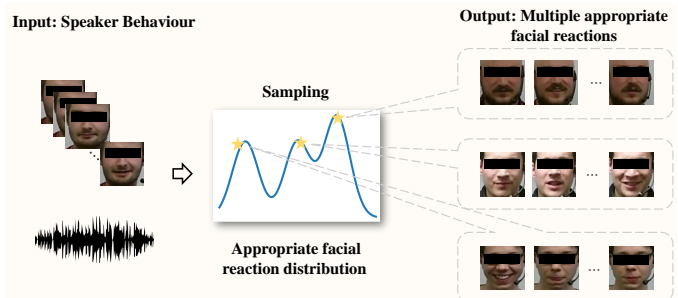


Fig. 1. Our approach predicts an distribution representing multiple different but appropriate facial reactions from each input speaker behaviour, based on which multiple different but appropriate, realistic, and synchronized human listener facial reactions could be generated.

In contrast to most ‘one-to-one mapping’ facial machine learning tasks (e.g., face recognition), the generation of listener’s facial reactions to a specific speaker behaviour are characterized by variability and uncertainty [7], [8]. Specifically, given a speaker behaviour, different facial reactions can be expressed across not only different human listeners but also the same individual under different conditions (e.g., different emotional states and external environments), i.e., *multiple different facial reactions could be appropriate in response to a speaker behaviour*. Most existing machine learning (ML)-based Facial Reaction Generation (FRG) models aim to reproduce the real facial reaction expressed by the corresponding listener under a specific context (called “GT

reaction” in this paper) in response to the given speaker behaviour. These models – including Generative Adversarial Networks (GAN) [9], [10], VQ-VAE [8], and person-specific FRG networks [11], [12] – are trained by minimizing L1 or L2 loss between the generated and GT real facial reactions. However, this ‘one-to-one mapping’ training strategy creates an ill-posed problem for existing FRG models where similar inputs (speaker behaviours) are paired with different labels (listener facial reactions), resulting in a “one-to-many mapping” problem in the training phase. This limitation makes it theoretically very challenging for the aforementioned approaches to learn good FRG models for generating appropriate and realistic facial reactions in response to speaker behaviours exhibited within various listener and contextual settings.

In this paper, we propose the first deep learning framework for generating multiple appropriate, diverse, and realistic facial reactions in response to each speaker behaviour, which specifically address the “one-to-many mapping” problem during the training phase. Inspired by the theoretical framework of the human model processor [13], our approach is designed to consist of three modules: (i) a **perceptual processor** that encodes a pair of representations describing input speaker audio and facial signals; (ii) a **cognitive processor** that predicts an appropriate facial reaction distribution from the encoded speaker audio and facial representations, representing multiple different but appropriate facial reactions in response to the input speaker behaviour; and (iii) a reversible Graph Neural Network (GNN)-based **motor processor** that decodes an appropriate facial reaction from the learned distribution.

To address the “one-to-many mapping” problem, we propose a novel Reversible Multi-dimensional Edge Graph Neural Network (REGNN) as the motor processor. In the training phase, the REGNN summarises a distribution (called appropriate real facial reaction distribution in this paper) for each speaker behaviour. This distribution represents all real facial reactions in the training set, which are considered to be appropriate in response to this speaker behaviour. Then, the obtained appropriate real facial reaction distribution is employed to supervise the training process of the cognitive processor, by enforcing it to output the same distribution from the input speaker behaviour. As a result, this distribution learning strategy reformulates the ill-posed “one-to-many mapping” training problem, where one input speaker behaviour corresponds to multiple appropriate listener facial reactions, into a well-posed “one-to-one mapping” training problem, where one input speaker behaviour corresponds to one appropriate facial reaction distribution. Moreover, our graph-based model allows the relationship between each pair of facial attribute in the predicted facial reaction to be explicitly modelled via the corresponding multi-dimensional edge features, which further enhanced the quality of the generated facial reactions. We illustrate our approach in Fig. 1 and Fig. 2. The main contributions and novelties of this paper are summarised as follows:

- To the best of our knowledge, we present the first deep learning framework capable of generating multiple appropriate, realistic, and synchronized facial reactions in response to a speaker behaviour. Our framework introduces a novel appropriate facial reaction distribution learning (AFRDL) strategy that reformulates the ill-posed “one-to-many mapping” training problem occurring in existing facial reaction generation approaches as a “one-to-one

mapping” problem, thus providing a well-defined learning objective.

- We propose a novel Reversible Multi-dimensional Edge Graph Neural Network (REGNN) for our facial reaction distribution learning. The REGNN can forwardly summarise a distribution from multiple real appropriate facial reactions at the training stage, and reversely decode multiple appropriate facial reactions from the predicted facial reaction distribution at the inference stage.
- We generated – using the proposed approach – appropriate, realistic, and synchronized facial reactions achieving better performances compared to other existing related solutions, and we provide the first open-source code for the multiple appropriate facial reaction generation task.

2 RELATED WORK

In this section, we first review biological and psychological studies that explain human facial reaction mechanisms in Sec. 2.1. Then, existing ML-based facial reaction generation approaches are summarised in Sec. 2.2.

2.1 Facial reaction theory

During dyadic interactions, the facial reactions of a listener are shaped by a combination of facial muscle movements. These movements are controlled by person-specific cognitive processes that are primarily influenced by the behaviours expressed by the corresponding speaker [14]. Research conducted by Hess et al. [15] also found that the generation of facial reactions is predominantly influenced by individual-specific cognitive processes, which are not only influenced by the speaker’s behaviour but also by the listener’s personality [16] and emotional states [17]. For instance, individuals who frequently experience fear possess more sensitive and easily stimulated amygdalae, rendering them more prone to displaying facial reactions indicative of fear. Similarly, experiencing pleasant emotions triggers the contraction of the zygomatic major muscle, resulting in a smiling facial reaction, while confusion enhances the activity of the corrugator muscle, leading to a furrowed brow expression. Therefore, as summarised in [7], in dyadic interactions, a broad spectrum of different facial reactions might be *appropriate* in response to a speaker behaviour according to the internal states of the listener. This is because human behavioural responses are stimulated by the context the listener experiences [3], which lead to different but appropriate facial reactions expressed by not only different listeners but also the same listener under different contexts (e.g., external environments or internal states) [7], [18], [19]. A similar hypothesis has been mentioned in a recent facial reaction generation study [8].

2.2 Automatic facial reaction generation

To the best of our knowledge, there are only a few studies [8], [9], [10], [11], [12], [20], [21], [22] have been investigated automatic facial reaction generation task. An early approach [10] proposed a two-stage conditional GAN to generate facial reaction sketches based on the speaker’s facial action units (AUs). Their later works [9], [20] exploited more speaker emotion-related features (e.g., facial expression features) to reproduce better facial reactions expressed by listeners. Similar strategy [23], [24], [25], [26] have been extended for the same purpose, where all these approaches directly measure the similarity between each generated

facial reaction with the specific facial behaviour expressed by the corresponding human listener (i.e., the model is trained to reproduce corresponding real facial reactions based on speaker behaviours expressed by different subjects under various conditions). For example, Geng et al. [26] leveraged pre-trained large language models (LLM) and vision-language models to generate the best reaction to the speaker’s speech behaviour. To consider personalized factors in expressing facial behaviours, Song et al. [11], [12] used Neural Architecture Search (NAS) to explore a person-specific network for each listener adaptively, and thus each network is specifically explored to reproduce the corresponding listener’s facial reactions. Despite of this ‘one-to-one mapping’ training strategy, Ng et al. [25] extended and combined the cross-attention transformer with VQ-variational auto-encoder (VQ-VAE) [27] model, allow a range of diverse facial reactions can be generated from each input multi-modal speaker behaviour. Based on the interlocutor’s speech and facial motion, the approach proposed by Jone et al. [28] can sample multiple avatar’s facial reactions despite their appropriateness is not objectively measured. To the best of our knowledge, none of existing publications have attempted to generate multiple **appropriate** facial reactions from each speaker behaviour (please refer to [7] for detailed task definition).

Note that the approach proposed in this paper is different from previous facial expression/display generation methods [29], [30], [31], [32], [33], [34], [35], [36], where the facial images are generated based on manually defined conditions such pre-defined AUs, landmarks and audio behaviours without considering interaction scenarios (i.e., they do not predict reactions from speaker behaviours).

3 TASK DEFINITION

Given a speaker behaviour $B_S^{t_1, t_2} = \{A_S^{t_1, t_2}, F_S^{t_1, t_2}\}$ at the time $[t_1, t_2]$, the goal is to learn a ML model \mathcal{H} that can generate multiple different spatio-temporal human facial reactions $P_L(B_S^{t_1, t_2}) = \{p_L(B_S^{t_1, t_2})_1, \dots, p_L(B_S^{t_1, t_2})_N\}$ that are **appropriate** in response to $B_S^{t_1, t_2}$, which can be formulated as:

$$P_L(B_S^{t_1, t_2}) = \mathcal{H}(B_S^{t_1, t_2}), \quad (1)$$

where $p_L(B_S^{t_1, t_2})_1 \neq \dots \neq p_L(B_S^{t_1, t_2})_N$. Here, each generated facial reaction $p_L(B_S^{t_1, t_2})_n$ ($n = 1, 2, \dots, N$) should be similar to at least one real facial reaction $f_L(B_S^{t_1, t_2})_m$ that is appropriate in response to $B_S^{t_1, t_2}$ in the training set:

$$p(F_L|B_S^{t_1, t_2})_n \approx f_L(B_S^{t_1, t_2})_m \in F_L(B_S^{t_1, t_2}), \quad (2)$$

where $F_L(B_S^{t_1, t_2}) = \{f_L(B_S^{t_1, t_2})_1, \dots, f_L(B_S^{t_1, t_2})_M\}$ denotes a set of real facial reactions expressed by human listeners in the training set, which are appropriate in response to the speaker behaviour $B_S^{t_1, t_2}$. The above definition corresponds to the offline multiple appropriate facial reaction generation task (offline MAFRG) defined by [7] and an open challenge ¹.

4 THE PROPOSED APPROACH

This section presents the details of our MAFRG approach. The whole pipeline is firstly introduced in Sec. 4.1, and then the proposed appropriate facial reaction distribution learning (AFRDL) strategy is explained in Sec. 4.2. Finally, we provide the details of our REGNN in Sec. 4.3, which plays a key role in the AFRDL strategy.

4.1 Facial reaction generation framework

The proposed MAFRG model $\mathcal{H} = \{\mathbf{Enc}, \mathbf{Cog}, \mathbf{Mot}\}$ aims to generate multiple diverse and appropriate human facial reactions $P_L(B_S^{t_1, t_2}) = \{p_L(B_S^{t_1, t_2})_1, \dots, p_L(B_S^{t_1, t_2})_N\}$ in response to each speaker audio-facial behaviour $B_S^{t_1, t_2} = \{A_S^{t_1, t_2}, F_S^{t_1, t_2}\}$. As shown in Fig. 2, our model consists of three main modules inspired by the Human Model Processor (HMP) [13]: (i) **Perceptual Processor (Enc = $\{\mathbf{Enc}_A, \mathbf{Enc}_F\}$)** that encodes each raw speaker audio-facial behaviour into a pair of latent audio and facial representations; (ii) **Cognitive Processor (Cog)** that predicts a distribution representing all appropriate facial reactions in response to $B_S^{t_1, t_2}$, based on the produced speaker audio and facial representations; and (iii) the REGNN-based **Motor Processor (Mot)** that samples and generates an appropriate facial reaction from the predicted distribution. The pipeline of our model is illustrated in Fig. 2.

Perceptual Processor. The **Perceptual Processor** is a two branch encoder consisting of a facial encoder \mathbf{Enc}_F (Swin-Transformer [37]) and an audio encoder \mathbf{Enc}_A (VGGish [38]). It takes the speaker audio and facial signals $A_S^{t_1, t_2}$ and $F_S^{t_1, t_2}$ expressed at the time interval $[t_1, t_2]$ as the input, and generates a pair of latent audio and facial representations $\bar{A}_S^{t_1, t_2}$ and $\bar{F}_S^{t_1, t_2}$ as:

$$\begin{aligned} \bar{A}_S^{t_1, t_2} &= \mathbf{Enc}_A(A_S^{t_1, t_2}) \\ \bar{F}_S^{t_1, t_2} &= \mathbf{Enc}_F(F_S^{t_1, t_2}) \end{aligned} \quad (3)$$

Cognitive Processor. Based on the learned representations $\bar{A}_S^{t_1, t_2}$ and $\bar{F}_S^{t_1, t_2}$, the **Cognitive Processor** first aligns and combines them as a latent speaker audio-facial behaviour representation $\bar{B}_S^{t_1, t_2}$ using the same attention-based strategy introduced in [39]. Specifically, instead of predicting a specific facial reaction from the speaker behaviour, we propose to predict an *appropriate facial reaction distribution graph representation* $\bar{Z}_p(B_S^{t_1, t_2})$ representing multiple facial reactions that are appropriate for responding to $\bar{B}_S^{t_1, t_2}$. This process is achieved through the use of I projection heads (i.e., I fully connected (FC) layers), where each head learns a D -dimensional vector that is specifically treated as a node feature for $\bar{Z}_p(B_S^{t_1, t_2})$, which can be formulated as:

$$\bar{Z}_p(B_S^{t_1, t_2}) = \mathbf{COG}(\bar{B}_S^{t_1, t_2}), \quad (4)$$

where $\bar{Z}_p(B_S^{t_1, t_2}) \in \mathbb{R}^{I \times D}$ (I nodes). Here, each node represents the distribution of a specific facial attribute time-series of the predicted reaction (please see Sec. 4.2 for details). This way, *the ‘one-to-many mapping’ problem occurring at the training phase in the FRG task is addressed by re-formulating it into a ‘one-to-one mapping’ problem (one speaker behaviour corresponds to one appropriate facial reaction distribution)*. Then, we feed all node features to our multi-dimensional edge feature learning (MEFL) block that consists of D attention operations, where each attention operation generates an $I \times I$ attention map describing a specific type of mutual relationship between a pair of nodes. Consequently, D attention maps describing D types of relationship cues would be produced. Thus, for each pair of nodes, a pair of multi-dimensional directed edge features can be obtained to describe their relationship, i.e., each multi-dimensional edge feature $e_{i,j}^{\bar{Z}_p}$ is a D dimensional vector produced by concatenating the values at the i th row and j th column of D attention maps. Here, we only keep \mathcal{K} directed edges starting from each node, which has top- \mathcal{K} largest norms.

1. <https://sites.google.com/cam.ac.uk/react2023/home>

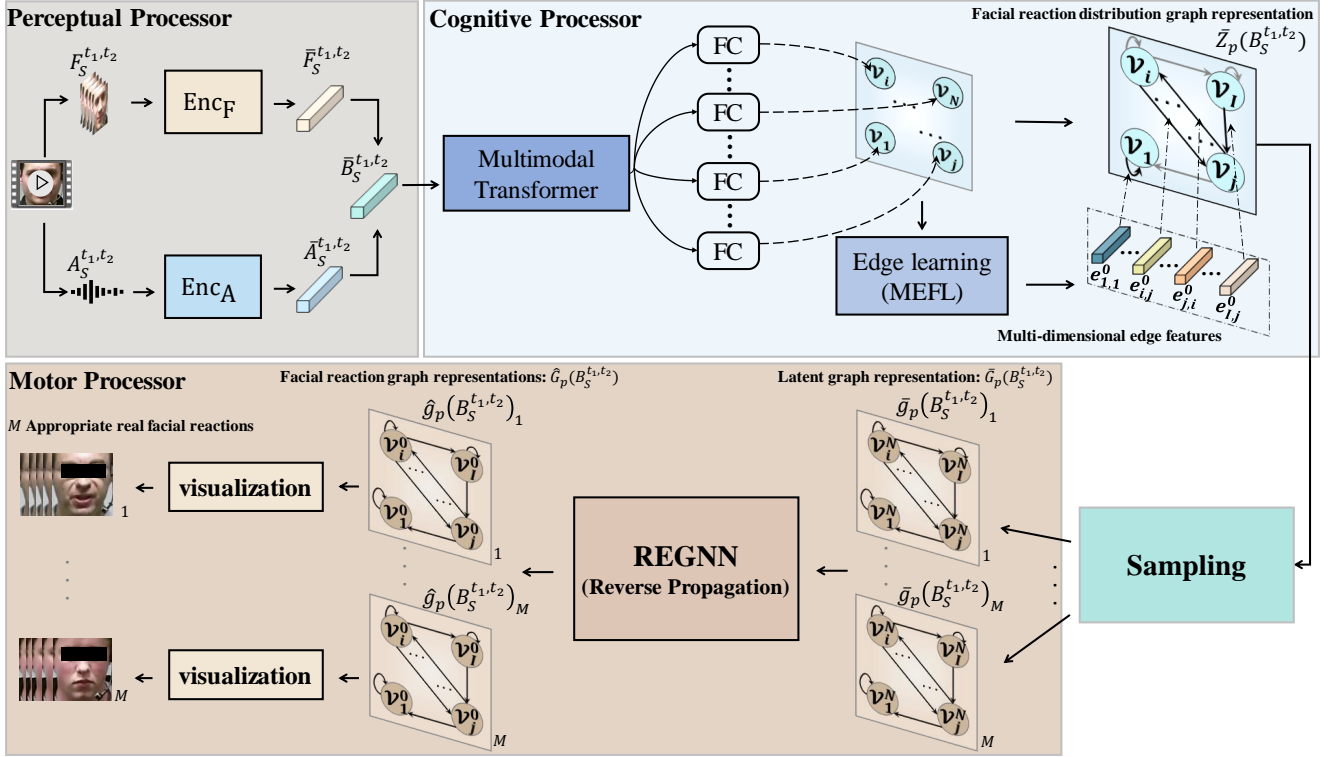


Fig. 2. Overview of the proposed multiple appropriate facial reaction generation framework. **Step 1:** the **Perceptual Processor** first encodes facial and audio representations from the perceived audio-visual speaker behaviours. **Step 2:** the **Cognitive Processor** then predicts a distribution from the combined audio-visual representation, which represents all appropriate facial reactions in response to the input speaker behaviour. **Step 3:** the REGNN-based **Motor Processor** finally samples and reversely decodes (**reverse propagation**) multiple appropriate facial reactions from the learned distribution.

Motor Processor. To allow facial attributes of an appropriate facial reaction to be generated from the distribution $\bar{Z}_p(B_S^{t_1, t_2})$, we propose a novel Reversible Multi-dimensional Edge Graph Neural Network (REGNN) as the **Motor Processor**. In particular, as human facial behaviours can be interpreted by various medium and high level primitives (e.g., facial Action Units (AUs) and affects) that are mutual correlated, we propose to describe each spatio-temporal facial reaction as I facial attribute time-series which are further represented as a graph consisting of I nodes. The presence of each directed edge connecting nodes and the corresponding multi-dimensional edge feature are also defined by the MEFL block. Consequently, the relationship between each pair of facial attribute time-series (nodes) in the predicted facial reaction can be explicitly described by a pair of multi-dimensional edge features during the reasoning. To generate an appropriate facial reaction, the proposed REGNN first samples an appropriate facial reaction latent graph representation $\bar{g}_p(B_S^{t_1, t_2})_n \in \mathbb{R}^{I \times D}$ from the predicted distribution $\bar{Z}_p(B_S^{t_1, t_2})$, and then decodes it as a facial reaction graph representation $\hat{g}_p(B_S^{t_1, t_2})_n \in \mathbb{R}^{I \times D}$. Here, multiple different facial reaction latent graph representations can be sampled from $\bar{Z}_p(B_S^{t_1, t_2})$, and thus the multiple corresponding multiple different facial reactions $\hat{G}_p(B_S^{t_1, t_2}) = \{\hat{g}_p(B_S^{t_1, t_2})_1, \dots, \hat{g}_p(B_S^{t_1, t_2})_M\}$ can be also generated. This can be formulated as:

$$\hat{g}_p(B_S^{t_1, t_2})_n = \text{Mot}^{-1}(Z_p(B_S^{t_1, t_2})), \quad (5)$$

where Mot^{-1} denotes that the motor processor reversely infers a facial reaction from the predicted distribution $Z_p(B_S^{t_1, t_2})$. Subse-

quently, a 2D facial reaction image sequence $p_L(B_S^{t_1, t_2})_n$ can be further produced from $\hat{g}_p(B_S^{t_1, t_2})_n$.

4.2 Appropriate facial reaction distribution learning

Our appropriate facial reaction distribution learning (AFRDL) strategy aims to address the “one-to-many mapping” problem occurring in FRG models’ training (i.e., one input speaker behaviour corresponds to multiple appropriate facial reaction labels) by reformulating it as a “one-to-one mapping” problem (i.e., one input speaker behaviour corresponds to one distribution representing multiple appropriate facial reactions). To enforce the **Cognitive Processor** accurately predicting the distribution of all appropriate facial reactions in response to each input speaker behaviour, we apply our REGNN to learn an appropriate real facial reaction distribution graph representation $Z_L(B_S^{t_1, t_2})$ for each speaker behaviour $B_S^{t_1, t_2}$, representing the distribution of all real facial reactions that are appropriate for responding to $B_S^{t_1, t_2}$. The obtained distributions are then treated as the targets to supervise the training process of the **Cognitive Processor**. Here, the appropriate real facial reactions for responding to each speaker behaviour are defined based on the automatic and objective labelling strategy provided in [7].

As shown in Fig. 3, given an audio-visual speaker behaviour $B_S^{t_1, t_2} = \{A_S^{t_1, t_2}, F_S^{t_1, t_2}\}$, and its corresponding multiple appropriate real facial reactions $F_L(B_S^{t_1, t_2})$ expressed by human listeners in the training set, we first construct a set of real facial reaction graph representations $G_L(B_S^{t_1, t_2}) = \{g_L(B_S^{t_1, t_2})_1, \dots, g_L(B_S^{t_1, t_2})_M\}$ that represent all appropriate

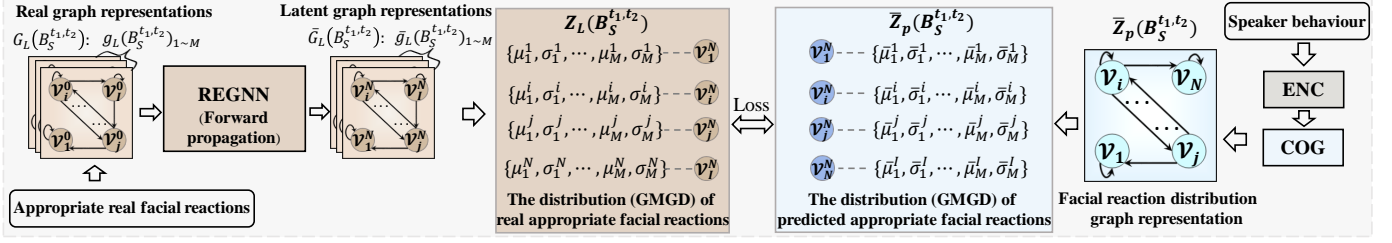


Fig. 3. Illustration of the proposed AFRDL strategy. Given a speaker behaviour, REGNN first encodes all appropriate real facial reactions as a set of latent graph representations. These representations are then summarised as an appropriate real facial reaction distribution (**forward propagation**) to supervise the Cognitive Processor’s training, where the summarised distribution is a graph representation consisting of multiple nodes, and each node is represented by a Gaussian Mixture Model (GMM) summarising multiple facial attribute time-series corresponding to multiple appropriate real facial reactions. Here, the MSE loss function is employed to enforce the distribution predicted by the Cognitive Processor to be similar to the summarised appropriate real facial reaction distribution.

real facial reactions defined by $F_L(B_S^{t_1, t_2})$, where each node in a graph representation describes a facial attribute time-series and each multi-dimensional edge feature defined by the MEFL explicitly describes the relationship between a pair of nodes. Since all graphs in $G_L(B_S^{t_1, t_2})$ have a common property, i.e., all of them describe appropriate facial reactions in response to $B_S^{t_1, t_2}$, we hypothesize that they are drawn from the same distribution. Subsequently, we train the REGNN by enforcing it to map all appropriate real facial reaction graph representations in response to the same speaker behaviour onto a “ground-truth” (GT) real appropriate facial reaction distribution $Z_L(B_S^{t_1, t_2})$ as:

$$\begin{aligned} \bar{g}_L(B_S^{t_1, t_2})_m &= \mathbf{Mot}(g_L(B_S^{t_1, t_2})_m), \\ \bar{g}_L(B_S^{t_1, t_2})_m &\sim Z_L(B_S^{t_1, t_2}), \quad m = 1, 2, \dots, M \quad (6) \\ \text{subject to } f_L(B_S^{t_1, t_2})_m &\in F_L(B_S^{t_1, t_2}) \end{aligned}$$

where $\bar{g}_L(B_S^{t_1, t_2})_m$ denotes a latent graph representation produced from $g_L(B_S^{t_1, t_2})_m$, and all latent graph representations are expected to follow the same distribution $Z_L(B_S^{t_1, t_2})$. The training process is achieved by minimizing the sum of L1 distances obtained from all the corresponding latent graph representation pairs in an unsupervised manner:

$$\mathcal{L}_1 = \sum_{m_1=1}^{M-1} \sum_{m_2=m_1+1}^M L1(\hat{g}_L(B_S^{t_1, t_2})_{m_2}, \hat{g}_L(B_S^{t_1, t_2})_{m_1}) \quad (7)$$

Inspired by the fact that Gaussian Mixture Model (GMM) is powerful to describe distributed subpopulations (e.g., individual appropriate facial reaction in our case) within an overall population (e.g., all appropriate facial reactions), we propose a novel **Gaussian Mixture Graph Distribution (GMGD)** to represent $Z_L(B_S^{t_1, t_2}) = \{v_1^Z, v_2^Z, \dots, v_I^Z\}$, where each node v_i^Z is represented by a Gaussian Mixture Model (GMM) consisting of $M = D/2$ Gaussian distributions (defined as $\mathcal{N}(\{\mu_i^1, \dots, \mu_i^M\}, \{\sigma_i^1, \dots, \sigma_i^M\})$). Specifically, for the i th node $v_i^Z \in Z_L(B_S^{t_1, t_2})$, the M mean values μ_i^1, \dots, μ_i^M corresponding to its M Gaussian distributions are defined by the M latent graph representations $\bar{g}_L(B_S^{t_1, t_2})_1, \dots, \bar{g}_L(B_S^{t_1, t_2})_M$ produced by the motor processor, i.e., the i th node features of these M latent graph representations, which can be formulated as:

$$\mu_i^m = \bar{v}(L)_i^m \in \bar{g}_L(B_S^{t_1, t_2})_m, \quad m = 1, 2, \dots, M \quad (8)$$

where $\bar{v}(L)_i^m$ is the i th node feature in the m th latent graph representation $\bar{g}_L(B_S^{t_1, t_2})_m$. Meanwhile, standard deviations

$\{\sigma(L)_i^1, \dots, \sigma(L)_i^M\}$ are empirically defined ($\sigma(L)_i^1 = \dots = \sigma(L)_i^M = 0.06$ is used in this paper).

As a result, the **Cognitive Processor** is trained under the supervision of the appropriate real facial reaction distribution $Z_L(B_S^{t_1, t_2})$ produced by the REGNN, aiming to predict an appropriate facial reaction distribution graph representation $\bar{Z}_p(B_S^{t_1, t_2}) = Z_L(B_S^{t_1, t_2})$ from $B_S^{t_1, t_2}$ (formulated in Eq. (4)). This training process is achieved by minimizing the L2 distance between $Z_L(B_S^{t_1, t_2})$ and $\bar{Z}_p(B_S^{t_1, t_2})$ as:

$$\mathcal{L}_2 = \text{MSE}(\bar{Z}_p(B_S^{t_1, t_2}), Z_L(B_S^{t_1, t_2})) \quad (9)$$

where MSE denotes the Mean Square Error. At the inference stage, the well-trained REGNN first samples a facial reaction graph representation $\bar{g}_p(B_S^{t_1, t_2})_n$ from the predicted distribution $\bar{Z}_p(B_S^{t_1, t_2})$, and then reversely decodes it as a facial reaction graph representation.

4.3 Reversible Multi-dimensional Edge Graph Neural Network (REGNN)

In this paper, the proposed REGNN aims to **forwardly** encode a distribution that describes all appropriate real facial reactions in response to the input speaker behaviour, which plays a key role in supervising the cognitive processor’s training. As shown in Fig. 4, the REGNN network consists of N REGNN layers, which forwardly generates a graph $\mathcal{G}^N(\mathcal{V}^N, \mathcal{E}^N)$ from each input graph $\mathcal{G}^0(\mathcal{V}^0, \mathcal{E}^0)$, where $\mathcal{V}^0 = \{v_1^0, v_2^0, \dots, v_I^0\}$ and $\mathcal{E} = \{e_{i,j}^0 | v_i^0, v_j^0 \in \mathcal{V} \ \& \ \mathcal{A}_{i,j} = 1\}$ denote a set of node and edge features contained in the input graph $\mathcal{G}^0(\mathcal{V}^0, \mathcal{E}^0)$, respectively, while \mathcal{A} is the adjacency matrix that defines the connectivity between nodes. Here, \mathcal{A} remains the same for all latent and output graphs during the propagation. Importantly, our REGNN can also **reversely** output node feature set \mathcal{V}^0 from \mathcal{V}^N , as only nodes of the used graph representations contain target facial attributes/distributions. The pseudo-code of the REGNN’s the forward propagation and reverse propagation mechanisms are provided in Algorithm 1 and Algorithm 2, respectively.

Forward propagation: The n th REGNN layer takes: (i) the node feature set \mathcal{V}^{n-1} generated from the $n-1$ th layer as its input node features; and (ii) the initial edge feature set \mathcal{E}^0 as its input edge features, and then outputs a graph $\mathcal{G}^n(\mathcal{V}^n, \mathcal{E}^n)$. As shown in Fig. 4, the node feature set \mathcal{V}^n is learned by a normalization layer and a function φ that consists of a Sigmoid

Algorithm 1 Forward Propagation**Ensure:** the node feature set \mathcal{V}^{n-1} , the initial edge feature set \mathcal{E}^0 **Require:** \mathcal{V}^n

- 1: $\hat{\mathcal{V}}^{n-1} = \text{norm}(\mathcal{V}^{n-1})$ ▷ Performing normalization for all node features
- 2: $\hat{\mathcal{V}}^{n-1} = \text{Sig}(\hat{\mathcal{V}}^{n-1})$ ▷ Performing Sigmoid activation for all node features
- 3: $\mathcal{E}^n = \text{Edge Update}(\hat{\mathcal{V}}^{n-1}, \mathcal{E}^0)$ ▷ Updating all edge features based on the Eq. 12
- 4: $\mathcal{V}^{n-1'} = \text{Message Passing}(\hat{\mathcal{V}}^{n-1}, \mathcal{E}^n)$ ▷ Aggregating messages from adjacent nodes for every node based on the Eq. 15
- 5: $\mathcal{V}^n = \mathcal{V}^{n-1} + \mathcal{V}^{n-1'}$ ▷ Updating all node features based on the Eq. 14

Algorithm 2 Reverse Propagation**Ensure:** the node feature set \mathcal{V}^n , the initial edge feature set \mathcal{E}^0 , the function $\varphi = \{\text{Sig}, \text{Edge Update}, \text{Message Passing}\}$ **Require:** \mathcal{V}^{n-1}

- 1: $k \leftarrow 0, x_k \leftarrow \text{rand}()$ ▷ Randomly initializing the node feature set X_0 for the first iteration
- 2: **while** $k = 0$ or $X_k \neq X_{k-1}$ **do** ▷ When $X_k = X_{k-1}$, stopping the iteration
- 3: $\bar{X}_k = \text{Sig}(X_k)$ ▷ Performing Sigmoid activation for X_k
- 4: $\mathcal{E}_k^n = \text{Edge Update}(X_k, \mathcal{E}^0)$ ▷ Updating all edge features based on the Eq. 12
- 5: $\bar{X}_k = \text{Message Passing}(\bar{X}_k, \mathcal{E}_k^n)$ ▷ Aggregating messages from adjacent nodes for every node based on the Eq. 15
- 6: $X_{k+1} = V_i^n - \bar{X}_k$ ▷ Computing X_{k+1}
- 7: $k = k + 1$
- 8: **end while**
- 9: $\mathcal{V}^{n-1} = \text{Inv Norm}(X_k)$ ▷ Inverse normalization

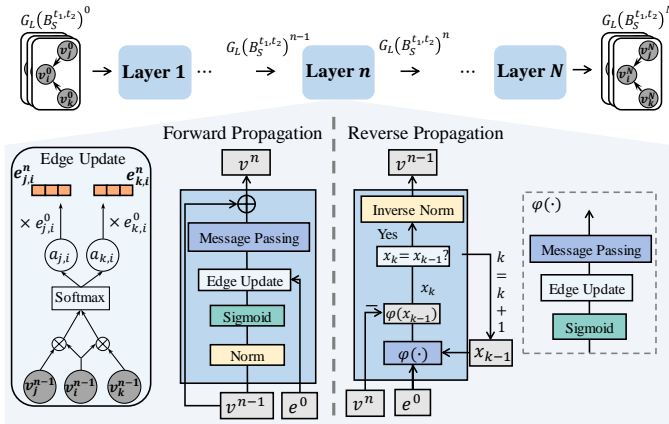


Fig. 4. The proposed Reversible Multi-dimensional Edge Graph Neural Network (REGNN) is made up of N REGNN layers, where each layer can forwardly and reversely propagate node representations.

activation, an edge updating operation and a message passing operation, which can be summarised as:

$$\varphi = \{\text{Sig}, \text{Edge Update}, \text{Message Passing}\} \quad (10)$$

Subsequently, the forward propagation of the n_{th} REGNN layer can be formulated as:

$$\begin{aligned} v_i^n &= v_i^{n-1} + \varphi(\hat{v}_i^{n-1}) \\ \hat{v}_i^{n-1} &= \text{Norm}(v_i^{n-1}) \end{aligned} \quad (11)$$

where $v_i^n \in \mathcal{V}^n$, $v_i^{n-1} \in \mathcal{V}^{n-1}$, and Norm denotes the normalisation operation. Before formally updating edge and node features, the proposed REGNN also feeds normalised node features $\hat{v}_i^{n-1} \in \hat{\mathcal{V}}^{n-1}$ to an Sigmoid activation function, resulting in the activated node feature set $\hat{\mathcal{V}}^{n-1} = \{\hat{v}_1^{n-1}, \dots, \hat{v}_I^{n-1}\}$, i.e., $\hat{v}_i^{n-1} = \text{Sig}(\hat{v}_i^{n-1})$. The use of the Sigmoid activation sets an upper-bound for the 2-norm value of the node feature vectors,

which is a key step to ensure the REGNN's reversibility (please refer to Supplementary Material for details).

Subsequently, the n_{th} REGNN layer learns edge feature set \mathcal{E}^n based on not only the initial edge feature set \mathcal{E}^0 but also the activated node feature set $\hat{\mathcal{V}}^{n-1}$, allowing the obtained edge features to encode the latest relationships between nodes (i.e., $\hat{\mathcal{V}}^{n-1}$ -related relationships). Specifically, the multi-dimensional feature $e_{j,i}^n \in \mathcal{E}^n$ of the directed edge starting from the node \hat{v}_j^{n-1} to the node \hat{v}_i^{n-1} is computed via the **Edge Update** operation as:

$$e_{j,i}^n = \frac{a_{j,i}^n e_{j,i}^0}{\sum_{\hat{v}_k^{n-1} \in \mathcal{N}_{\hat{v}_i^{n-1}}} a_{k,i}^n e_{k,i}^0} \quad (12)$$

where $e_{j,i}^0 \in \mathcal{E}_0$ denotes an initial directed edge feature, and the term $\sum_{\hat{v}_k^{n-1} \in \mathcal{N}_{\hat{v}_i^{n-1}}} a_{k,i}^n e_{k,i}^0$ regularizes the obtained edge feature.

Here, $a_{j,i}^n$ is a learnable relationship coefficient to define $\hat{\mathcal{V}}^{n-1}$ -related and context-aware (i.e., aware of neighbouring nodes of \hat{v}_i^{n-1}) edge feature $e_{j,i}^n$. More specifically, $a_{j,i}^n$ is learned to capture relationships between the node \hat{v}_i^{n-1} and its neighbouring nodes $\hat{v}_k^{n-1} \in \mathcal{N}_{\hat{v}_i^{n-1}}$, which can be computed as:

$$a_{j,i}^n = \frac{\exp\left((\hat{v}_i^{n-1} \mathbf{W}_q^n)(\hat{v}_j^{n-1} \mathbf{W}_m^n)^\top\right)}{\sum_{\hat{v}_k^{n-1} \in \mathcal{N}_{\hat{v}_i^{n-1}}} \exp\left((\hat{v}_i^{n-1} \mathbf{W}_q^n)(\hat{v}_k^{n-1} \mathbf{W}_m^n)^\top\right)} \quad (13)$$

where \mathbf{W}_q^n and \mathbf{W}_m^n are learnable weight vectors of the n_{th} REGNN layer, while $\mathcal{N}_{\hat{v}_i^{n-1}}$ denotes the adjacent node set of \hat{v}_i^{n-1} . Since $a_{j,i}^n$ and $e_{j,i}^n$ are learned to update the node feature \hat{v}_i^{n-1} to \hat{v}_i^n , the proposed strategy encode $a_{j,i}^n$ to capture the information from not only the relationship cues between the corresponding node features \hat{v}_j^{n-1} and \hat{v}_i^{n-1} but also the context of the node \hat{v}_i^{n-1} (its neighbouring nodes $\mathcal{N}_{\hat{v}_i^{n-1}}$).

Building upon the learned edge feature set \mathcal{E}^n , the n_{th} REGNN layer then computes each node feature v_i^n based on: (i) the node feature $\hat{v}_i^{n-1} \in \hat{\mathcal{V}}^{n-1}$; and (ii) the message $m_{\hat{v}_i^{n-1}}$ aggregated from all adjacent nodes $\hat{v}_j^{n-1} \in \mathcal{N}_{\hat{v}_i^{n-1}}$ of the \hat{v}_i^{n-1} (i.e., these

node features are also normalised and activated by Norm and Sig operations). This process can be formulated as:

$$v_i^n = v_i^{n-1} + m_{\hat{v}_i^{n-1}} \quad (14)$$

Here, the message $m_{\hat{v}_i^{n-1}}$ is computed via the **Message Passing** operation, which is decided by not only the adjacent node feature set ($\mathcal{N}_{\hat{v}_i^{n-1}}$) but also the corresponding updated directed edges (i.e., multi-dimensional edge features $e_{j,i}^n \in \mathcal{E}^n$) pointing to the \hat{v}_i^{n-1} as:

$$m_{\hat{v}_i^{n-1}} = \mathbf{W}_e^n \sum_{\hat{v}_j^{n-1} \in \mathcal{N}_{\hat{v}_i^{n-1}}} \left(e_{j,i}^n \circ \hat{v}_j^{n-1} \right) \quad (15)$$

where $\mathbf{W}_e^n \in \mathbb{R}^{1 \times D}$ is a learnable weight vector that combines messages passed by all dimensions (D dimensions) of the multi-dimensional edge $e_{j,i}^n$.

Reverse propagation: The n th REGNN layer can also reversely infer each input node feature v_i^{n-1} from its corresponding output node feature v_i^n (i.e., decoding an appropriate facial reaction from the predicted distribution), which is formulated as:

$$\begin{aligned} v_i^{n-1} &= \text{INorm}(x_k) \quad \text{subject to} \\ x_k &= v_i^n - \varphi(x_{k-1}) \quad \text{and} \quad x_k = x_{k-1} \end{aligned} \quad (16)$$

where INorm denotes the inverse normalisation; the function φ is defined in Eq. 10; x_k is computed iteratively until it is converged to $x_k = x_{k-1}$, and consequently $v_i^{n-1} = x_k$ (please refer to Algorithm 2 for details of this iterative process). Here, the x_0 can be set as a non-zero random value. To achieve the aforementioned reversibility (i.e., converged at the $x_k = x_{k-1}$), the function φ needs to be a contraction mapping [40]. Consequently, we further define the function φ as:

$$\varphi(v_i^{n-1}) = \frac{g(\text{Sig}(v_i^{n-1}))}{1 + 2\|\mathbf{W}_q^n \mathbf{W}_m^{n \top}\|_2}, \quad (17)$$

where the function g is defined as the combination of the Edge Update (Eq. 12) and Message Passing functions (Eq.15) involved in the forward propagation, and Sig denotes the Sigmoid activation function. Particularly, the use of the Sigmoid function and the term $1 + 2\|\mathbf{W}_q^n \mathbf{W}_m^{n \top}\|_2$ ensures the function φ to be a contraction mapping function (i.e., the function is Lipschitz continuous and its Lipschitz constant less than 1 [40], [41]). Consequently, there exists a fixed point x_k satisfying the equation $x = v_i^n - \varphi(x)$ (i.e., achieving Eq. 16). The detailed proof and derivation for defining Eq. (17) for the reversibility of the proposed REGNN are provided in the supplementary material.

5 EXPERIMENTS

This section first provides the details of experimental settings in Sec. 5.1. Then, Sec. 5.2 comprehensively compares our approach with previous facial reaction generation solutions. Finally, we conduct a series of ablation studies and parameter sensitivity analysis to investigate the contributions of different modules (Sec. 5.3), as well as the robustness (Sec. 5.4) of the proposed approach.

5.1 Experimental settings

5.1.1 Dataset

This paper evaluates the proposed approach based on video conference clip pairs recorded under various dyadic interaction settings, which are provided by two publicly available datasets: NoXI [43]

and RECOLA [44]. As there are only three valid video pairs in RECOLA dataset, experiments can not be individually conducted on this dataset. Thus, we follow a public facial reaction challenge² to combine and split these two datasets, resulting in 2962 pairs of audio-visual speaker-listener dyadic interaction clips. This includes 1594 pairs of training clips, 562 pairs of validation clips, and 806 pairs of test clips, where each clip is 30 seconds long. All appropriateness labels (i.e., the appropriate real facial reactions for each speaker behaviour) used in our experiments are provided by the challenge, which are obtained based on the automatic and objective labelling strategy proposed by [7]. Note that the employed dataset is different from the challenge, as the UDIVA dataset [45] is not included in our experiments because it is recorded under in-person dyadic interactions (with a lateral camera view which captures both participants), where not only the profile of participants' faces are frequently recorded but also the conversational partners' faces are sometimes incorrectly recorded.

5.1.2 Implementation details

In our experiments, the input of the **Perceptual Processor** includes the full facial image sequence cropped (i.e., OpenFace 2.0 [46] is employed) from each 30s speaker behaviour video, and 128 dimensional log-mel spectrogram features extracted from the corresponding 30s speaker behaviour audio. At the training stage, we employ the Swin-Transformer (i.e., the tiny version) [47] pre-trained on FER2013 [48], and pre-trained VGGish model provided by [38] as the initial facial and audio feature extraction encoder (i.e., **Enc_F** and **Enc_A**), while the REGNN used in our experiments consists of six layers. Then, the Adam optimizer [49] was employed to train the entire framework in an end-to-end manner using an initial learning rate of 10^{-4} and weight decay of 5×10^{-4} . The maximum number of epochs was set to 100, with learning rate decay (0.1) performed at the 20th and 50th epochs. We empirically set the $\sigma = 0.6$ for all GMM in the GMGD, based on which the REGNN reversely samples and decodes facial reactions at the inference stage. The model proposed in [29] is finally employed to generate facial images from all predicted AUs, where we follow the same train strategy to re-train it based on 15 automatically detected AUs and corresponding facial images contained in our training set.

5.1.3 Evaluation metrics

We employed the four sets of metrics defined in [7] to evaluate four perspectives of the generated facial reactions, in terms of: (i) **Appropriateness**: the distance and correlation between generated facial reactions and their most similar appropriate facial reaction using **FRDist** and **FRCorr**. In addition, we also report the Pearson Correlation Coefficient (PCC) between predictions and their most similar appropriate real facial reaction; (ii) **Diversity**: the variation among 1) frames in each generated facial reaction (**FRVar**), 2) multiple facial reactions generated from the same speaker behaviour (**FRDiv**), and 3) facial reactions generated for different speaker behaviours (**FRDvs**); (iii) **Realism**: employing Fréchet Inception Distance (FID) used in [7] (**FRRea**); and (iv) **Synchrony** is measured by Time Lagged Cross Correlation (TLCC) between the speaker facial behaviour and the corresponding generated facial reaction.

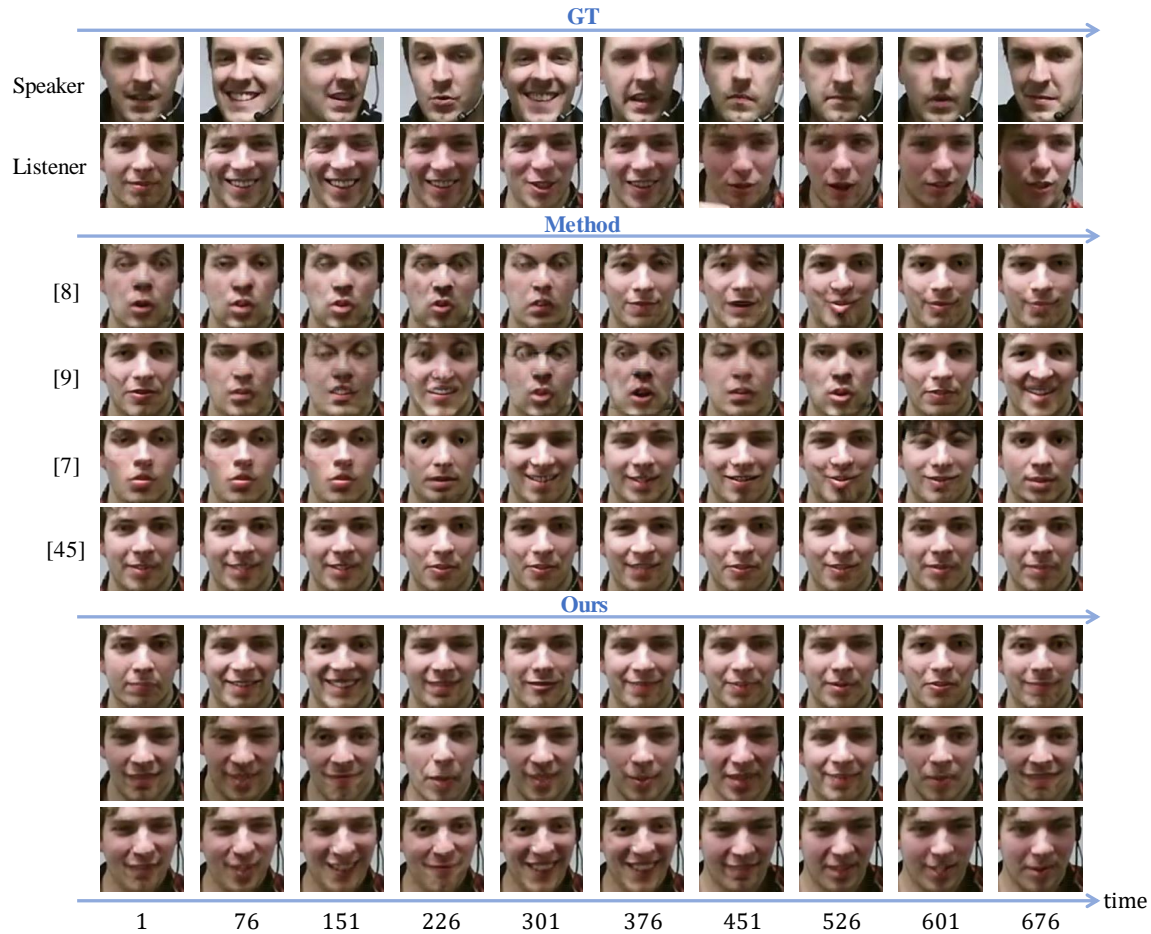


Fig. 5. Visualisation of the facial reactions generated from different approaches, where early approaches [9], [10], [42] generated some very low-quality facial images, while the predictions of a recent approach [8] is quite different from the ground-truth (i.e., low appropriateness and synchrony). Our approach generated multiple diverse but appropriate, realistic, and synchronized facial reactions from the input speaker behaviour.

TABLE 1
Comparison between the proposed approach and several reproduced existing related works.

Methods	FRDist ↓	FRCorr ↑	PCC ↑	FRRea ↓	FRVar ↑	FRDvs ↑	FRDiv ↑	Synchrony ↓
GT	0.00	0.873	0.989	-	0.072	0.248	0.000	47.69
B_Random	237.21	0.005	0.007	-	0.083	0.167	0.167	44.19
B_Mime	92.94	0.038	0.058	-	0.072	0.248	0.000	38.54
B_MeanSeq	97.12	0.001	0.001	-	0.000	0.000	0.000	45.27
B_MeanFr	97.85	0.000	0.000	-	0.000	0.000	0.000	49.00
Huang et al. (S) [9]	14.91	0.023	0.045	42.44	0.092	0.186	0.181	42.83
Huang et al. (C) [10]	11.99	0.035	0.058	32.53	0.054	0.114	0.102	43.83
UNet [42]	8.31	0.067	0.141	23.81	0.015	0.049	0.000	40.19
Ng et al. [8]	10.36	0.082	0.146	27.33	0.075	0.064	0.061	39.22
Ours	7.62	0.106	0.153	21.58	0.077	0.121	0.048	38.76



Fig. 6. Examples of the low-quality/abnormal facial reaction images generated from the facial reaction attributes predicted by competitors.

5.2 Comparison to related works

As this paper presents the first approach aiming to generate multiple appropriate facial reactions, we compare it with different reproduced baselines [8], [9], [10], [42] that have been previously used for generating facial reactions in Table 1 (the details of these reproduced approaches are provided in the supplementary material). It can be observed that our approach outperforms all competitors in generating appropriate, realistic, and synchronized facial reactions, as indicated by the lowest FRDist/FRCorr/PCC distances (appropriateness), FID (Realism), and TLCC (Synchrony) values between the facial reactions generated by our approach and their most similar appropriate real facial reactions. Specifically, our approach achieved 4.37 and 2.74 absolute improvements in FRDist, 0.071 and 0.024 absolute improvements in FRCorr, as well as 0.095 and 0.007 absolute improvements in PCC over the condition GAN-based approach [10] and the recently proposed VQ-VAE based approach [8], respectively. Furthermore, our approach generates diverse facial reactions in response to different speaker behaviours, as well as decent diversity among frames of each generated facial reaction. As visualised in Fig. 5, the three facial reaction sequences generated by our approach in response to the same example speaker behaviour are diverse, where all of them show positive emotions but displayed by different facial behaviours (e.g., 76th and 301th frames). In addition, Fig. 7 specifically compare the facial reaction attributes predicted by our approach with these predicted by the VQ-VAE approach proposed in [8]. It is clear that the facial reaction attributes generated by our approach are more correlated with the corresponding ground-truth real facial reactions expressed by human listeners.

These results discussed above demonstrate the effectiveness of our approach in generating multiple different but appropriate, realistic, and synchronized facial reactions. It should be noted that while our approach did not generate facial reactions with as much diversity as C-GAN based [9], [10] and VQ-VAE [8] approaches, their high diversity results are partially associated to the generation of abnormal facial reactions (i.e., facial behaviours that are not appropriate or cannot be properly expressed by humans (illustrated in Fig.6)), which is reflected by their much worse appropriateness, realism, and synchrony performances.

5.3 Ablation studies

In this section, we first conduct a series of ablation studies to evaluate the effectiveness/importance of (i) each modality of the speaker behaviour; (ii) the proposed appropriate facial reaction distribution learning (AFRDL) strategy; (iii) the proposed reversible graph model (REGNN); and (iv) the multi-dimensional edge feature learning (MEFL) module.

Contributions of different modalities. The experimental results reported in Table 2 reveal that both audio and facial modalities of the speaker behaviour offer valuable cues for generating appropriate facial reactions, as the facial reactions individually generated by each modality show a positive correlation with the corresponding real appropriate facial reactions. Particularly, speakers' facial behaviours provided greater contributions to the generated facial reactions, with clearly better performances in terms of appropriateness, diversity, and realism. Since the fusion of speaker audio and facial behaviours results in the best performance, it suggests that audio and visual cues from the speaker behaviour are complementary and relevant for the generation of appropriate facial reactions. Importantly, the proposed approach outperforms several existing methods [8], [9], [10] even when either audio or visual modality of the speaker behaviour alone is utilized, which further validated the effectiveness of the proposed approach.

Appropriate facial reaction distribution learning (AFRDL) strategy. Table 2 reports a comparative analysis for the effectiveness of the proposed AFRDL strategy, where we developed a variant of our framework with the same architecture but different training strategy. The variant was trained using MSE loss, which minimizes the difference between the generated facial reaction and the GT real facial reaction (the specific real facial reaction expressed by the listener in response to the input speaker behaviour). The achieved results indicate that the proposed AFRDL strategy is crucial for giving model the ability to generate high-quality facial reactions, as the variant of the same architecture but different training strategy achieved much worse performance in terms of appropriateness, realism, and synchrony. Moreover, this also suggests that the necessity of the proposed reversible GNN network which is the key for achieving the AFRDL strategy.

REGNN vs. Reversible CNN. Consequently, we also compare performances achieved our reversible GNN (REGNN) with a widely-used reversible CNN (i-ResNet [50]) in Table 2 and Fig. 9, to show the superiority of the proposed REGNN. Except the network employed for the motor processor, the rest of the framework and training strategy are kept the same for both experiments. The achieved results demonstrate that the REGNN-based systems (i.e., both single-value edge graph-based system and multi-dimensional edge graph-based system) outperformed the i-ResNet-based system with substantial improvements across all metrics of appropriateness, realism, and synchrony. As discussed in Sec. 5.2, the i-ResNet-based system sometimes generates abnormal facial reactions, which may lead to its better diversity performance (illustrated in Fig. 6). In other words, the proposed REGNN allows the framework to generate more appropriate, realistic and synchronised facial reactions over the Reversible CNN. We hypothesis that this is because the REGNN can explicitly represents the task-specific relationship between each pair of facial attributes in the form of multi-dimensional edge features (i.e., this can not be achieved by Reversible CNN), which could be crucial for predicting facial reactions.

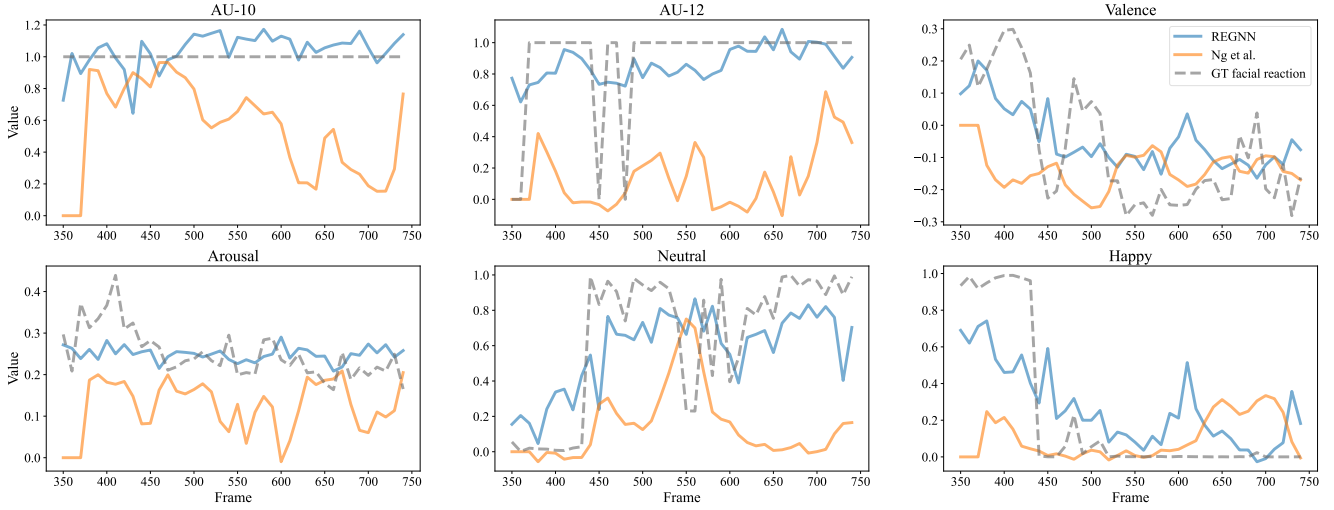


Fig. 7. Visualisation of the facial attribute predictions. Although our approach is trained to generate appropriate facial reactions, the facial attributes predicted by our approach are still highly correlated with the GT real facial reaction.

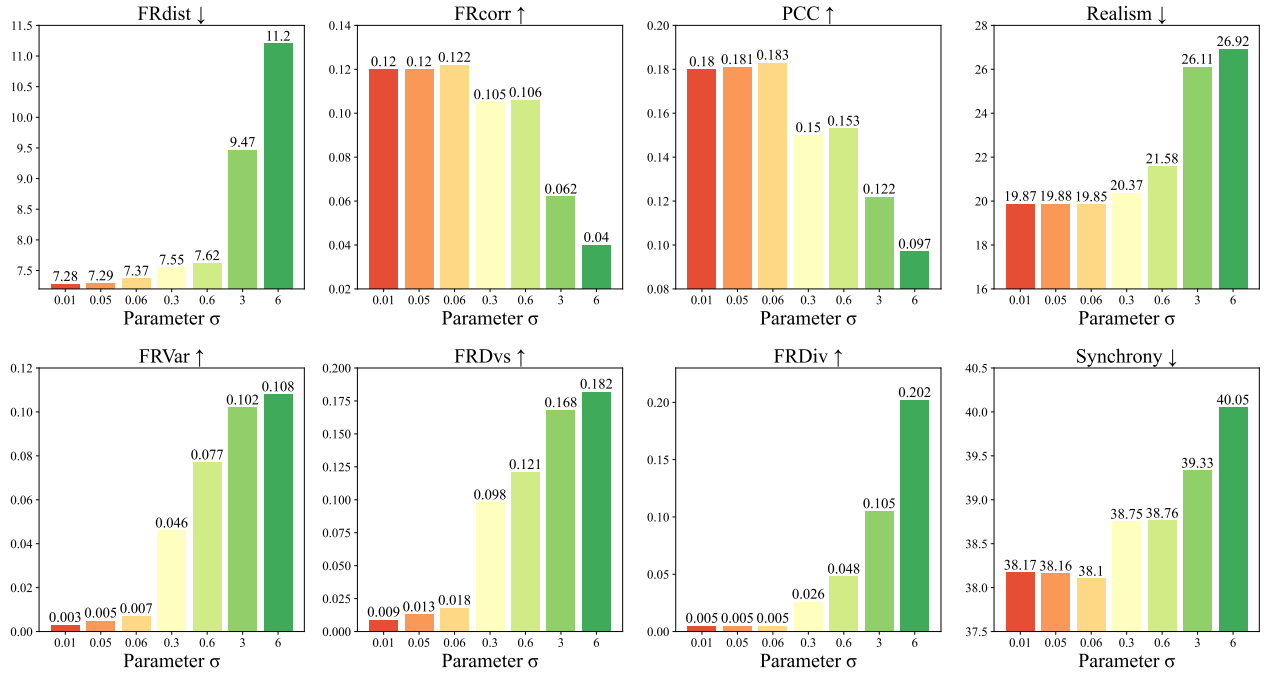


Fig. 8. Impacts of different σ settings on the facial reaction generation performances.

TABLE 2
Results achieved for four ablation studies.

	Methods	FRDist ↓	FRCorr ↑	PCC ↑	FRRea ↓	FRVar ↑	FRDvs ↑	FRDiv ↑	Synchrony ↓
Modalities	Video	8.33	0.101	0.129	24.97	0.013	0.026	0.052	38.62
	Audio	8.81	0.031	0.062	30.54	0.023	0.047	0.081	40.33
	Audio+Video	7.62	0.106	0.153	21.58	0.077	0.121	0.048	38.76
AFRDL	Without Graph	11.6	0.048	0.070	29.71	0.075	0.128	0.076	42.43
	With AFRDL	7.62	0.106	0.153	21.58	0.077	0.121	0.048	38.76
Motor processor	i-ResNet [50]	15.52	0.051	0.077	35.20	0.090	0.193	0.169	42.12
	REGNN	7.62	0.106	0.153	21.58	0.077	0.121	0.048	38.76
Edge feature	Without MEFL	8.97	0.045	0.096	20.33	0.031	0.110	0.062	38.91
	With MEFL	7.62	0.106	0.153	21.58	0.077	0.121	0.048	38.76

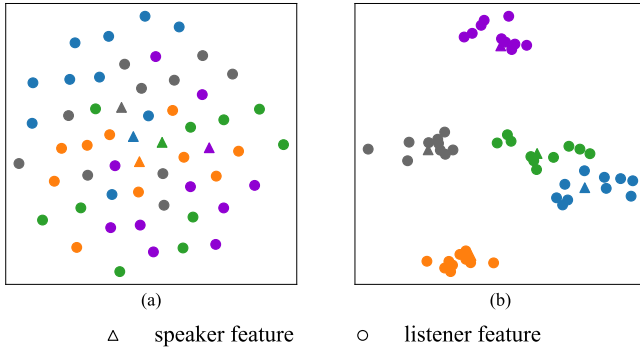


Fig. 9. Visualisation of the learned distributions. It is clear that the distribution learned by the proposed REGNN (depicted in (b)) are more discriminative than i-ResNet (depicted in (a)).

The MEFL module. Finally, it can be seen that the multi-dimensional edge features generated by the proposed MEFL module also enhanced the quality of the generated facial reactions. As shown in Table 2, the additional usage of the MEFL module provides large improvements in terms of all appropriateness metrics (i.e., 15%, 135%, and 59% relative improvements in FRDist, FRCorr, and PCC, respectively) as well as two diversity metrics (i.e., FRVar and FRDVs), showing that the task-specific relationships between facial attributes could be complex, and thus were better modeled by multi-dimensional edge features rather than single-value edge features. In contrast, the multi-dimensional edge features learned by our MEFL module only have small impacts on the generated facial reactions’ realism and synchrony performances.

5.4 Parameter sensitivity analysis

We provide the sensitivity analysis for three main parameters: (i) the σ used for defining the proposed Gaussian Mixture Graph Distribution (GMGD) $Z_L(B_S^{t_1, t_2})$; (ii) the dimension D of multi-dimensional edge features generated from the MEFL module; and (iii) the number of employed REGNN layers in the Motor Processor.

Sensitivity of the parameter σ : Fig. 8 evaluates the sensitivity of the σ used for defining the Gaussian Mixture Graph Distribution (GMGD) $Z_L(B_S^{t_1, t_2})$. It can be observed that there is a clear trade-off between appropriateness performances and diversity performances, i.e., with the increasing of the σ , the appropriateness performances are degraded while the diversity performances are increased. However, we found that when $\sigma < 0.1$, the appropriateness, realism and synchrony performances are relatively stable and promising (i.e., they are roughly convergent at $\sigma \approx 0.6$).

Edge feature dimension: Fig. 10 also evaluates the impact of the dimension for the generated multi-dimensional edge features. While the performances are fluctuated with the change of the edge dimension, the performances of some metrics are relatively stable (i.e., the variations are relatively small for FRDVs, Realism and Synchrony metrics). It also can be observed that most metrics have the best performances when edge dimension is set to $D = 6$.

The number of employed REGNN layers: Finally, we found that the performances of the REGNN is relatively robust to the number of employed layers. Specifically, when the number of layers ranges from 4 to 10, the CCC and PCC results only changed less than 0.02, while FRDVs and FRDiv only changed less than

0.01. In addition, the relatively changes in Realism and Synchrony metrics are even less than 4.1% and 1.2%, respectively. Importantly, we found when the number of REGNN layers is 6, the proposed approach achieved the best performances in five out of eight metrics, while produced the second best results on FRDVs and Realism metrics.

6 CONCLUSION

In this paper, we propose the first automatic multiple appropriate human facial reaction generation deep learning framework, which opens up a new avenue of research for predicting multiple appropriate human facial reactions in response to each speaker behaviour. Importantly, we propose the first solution that reformulates the “one-to-many mapping” problem occurring in training FRG models as a ‘one-to-one mapping’ problem (one speaker behaviour corresponding to one distribution representing multiple appropriate facial reactions), where a novel reversible GNN (REGNN) and a novel multiple appropriate facial reaction distribution learning (AFRDL) strategy are proposed.

As the first specifically designed multiple appropriate FRG model, we compared our approach with a set of reproduced baselines. The experimental results show that: (i) our approach can learn useful cues from speaker behaviours for predicting semantic meaningful human-style facial reactions, as it achieved large performance gains compared to four basic baselines; (ii) our approach can generate multiple diverse but appropriate, realistic, and synchronized facial reactions in response to each speaker behaviour, and achieve greater performance in appropriateness, realism, and synchrony metrics as compared to all the reproduced existing FRG approaches; (iii) the proposed REGNN-based facial reaction distribution learning contributes substantially to the promising appropriateness, realism, and synchrony performances achieved by our approach, where the number of REGNN layers; (iv) both audio and facial speaker behaviours provide relevant and complementary information; (v) the proposed REGNN is crucial for the success of the AFRDL strategy; (vi) the MEFL module is crucial for generating appropriate facial reactions, as multi-dimensional edge features generated by it can comprehensively model task-specific relationships among facial attributes.

Limitations and future work: As the first automatic multiple appropriate FRG model, this paper only predicted facial reactions based on non-verbal behaviours expressed by speakers while ignoring important verbal textual cues. Another limitation is that sometimes the appropriate facial reaction distribution for different speaker behaviours are similar, which may negatively affect the model’s training process. Both limitations may lead to the limited performances achieved by the proposed approach. Finally, due to the limited resources, we are not able to reproduce all generative deep learning approaches (e.g., different GANs and diffusion models) for the MAFRG task but only reproduced several approaches that have been already proposed for facial reaction generation. As a result, our future work will focus on (i) developing more advanced MAFRG-specific generative models; (ii) considering both verbal and non-verbal behaviours of speakers; and (iii) investigating better ways to represent appropriate facial reaction distributions.

REFERENCES

- [1] U. Dimberg, “Facial reactions to facial expressions,” *Psychophysiology*, vol. 19, no. 6, pp. 643–647, 1982.

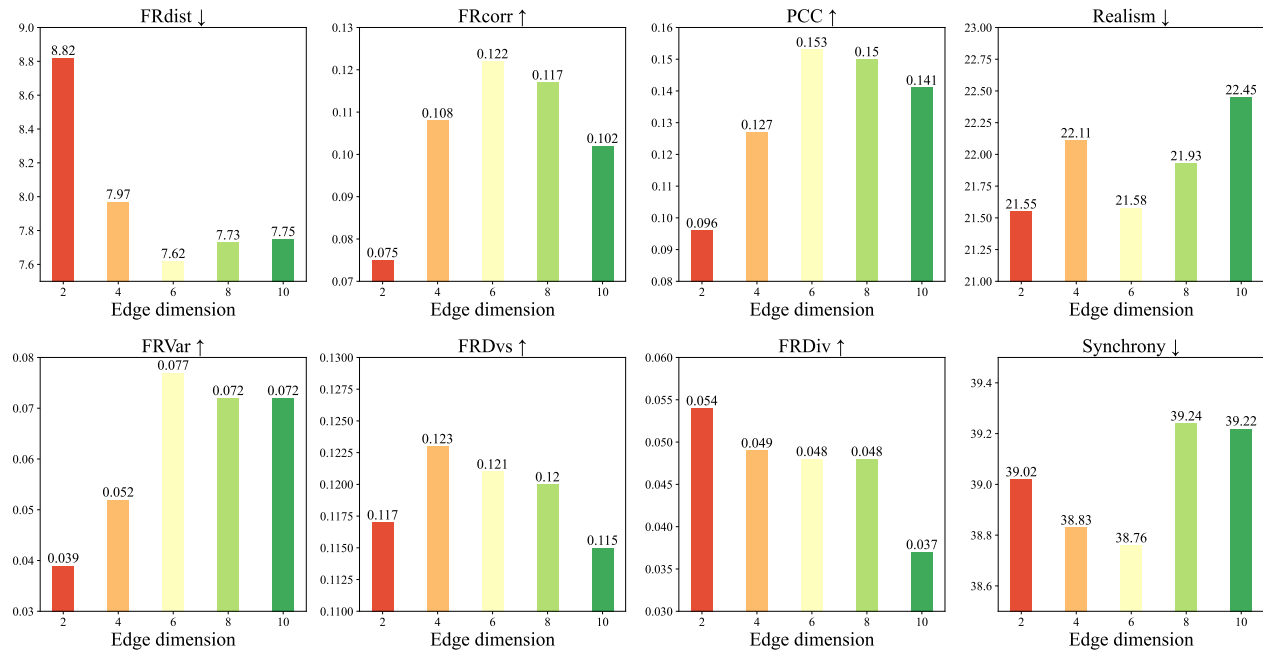


Fig. 10. Impacts of edge dimension settings on the facial reaction generation performances.

- [2] R. Buck, "Nonverbal behavior and the theory of emotion: the facial feedback hypothesis." *Journal of Personality and social Psychology*, vol. 38, no. 5, 1980.
- [3] A. Mehrabian and J. A. Russell, *An approach to environmental psychology*. the MIT Press, 1974.
- [4] H. C. Breiter, N. L. Etcoff, P. J. Whalen, W. A. Kennedy, S. L. Rauch, R. L. Buckner, M. M. Strauss, S. E. Hyman, and B. R. Rosen, "Response and habituation of the human amygdala during visual processing of facial expression," *Neuron*, vol. 17, no. 5, pp. 875–887, 1996.
- [5] S. Wang, R. Yu, J. M. Tyszka, S. Zhen, C. Kovach, S. Sun, Y. Huang, R. Hurlmann, I. B. Ross, J. M. Chung *et al.*, "The human amygdala parametrically encodes the intensity of specific facial emotions and their categorical ambiguity," *Nature communications*, vol. 8, no. 1, pp. 1–13, 2017.
- [6] A. S. Manstead, A. H. Fischer, and E. B. Jakobs, "The social and emotional functions of facial displays." 1999.
- [7] S. Song, M. Spitale, Y. Luo, B. Bal, and H. Gunes, "Multiple appropriate facial reaction generation in dyadic interaction settings: What, why and how?" *arXiv preprint arXiv:2302.06514*, 2023.
- [8] E. Ng, H. Joo, L. Hu, H. Li, T. Darrell, A. Kanazawa, and S. Ginosar, "Learning to listen: Modeling non-deterministic dyadic facial motion," in *Proceedings of the IEEE/CVF Conference on Computer Vision and Pattern Recognition*, 2022, pp. 20 395–20 405.
- [9] Y. Huang and S. M. Khan, "Generating photorealistic facial expressions in dyadic interactions." in *BMVC*, 2018, p. 201.
- [10] —, "Dyadgan: Generating facial expressions in dyadic interactions," in *Proceedings of the IEEE Conference on Computer Vision and Pattern Recognition Workshops*, 2017, pp. 11–18.
- [11] S. Song, Z. Shao, S. Jaiswal, L. Shen, M. Valstar, and H. Gunes, "Learning person-specific cognition from facial reactions for automatic personality recognition," *IEEE Transactions on Affective Computing*, 2022.
- [12] Z. Shao, S. Song, S. Jaiswal, L. Shen, M. Valstar, and H. Gunes, "Personality recognition by modelling person-specific cognitive processes using graph representation," in *proceedings of the 29th ACM international conference on multimedia*, 2021, pp. 357–366.
- [13] S. Card, T. MORAN, and A. Newell, "The model human processor- an engineering model of human performance," *Handbook of perception and human performance.*, vol. 2, no. 45–1, 1986.
- [14] U. Dimberg, "For distinguished early career contribution to psychophysiology: Award address, 1988: Facial electromyography and emotional reactions," *Psychophysiology*, vol. 27, no. 5, pp. 481–494, 1990.
- [15] U. Hess, P. Philippot, and S. Blairy, "Facial reactions to emotional facial expressions: Affect or cognition?" *Cognition & Emotion*, vol. 12, no. 4, pp. 509–531, 1998.
- [16] P. J. Lang, M. K. Greenwald, M. M. Bradley, and A. O. Hamm, "Looking at pictures: Affective, facial, visceral, and behavioral reactions," *Psychophysiology*, vol. 30, no. 3, pp. 261–273, 1993.
- [17] U. Dimberg, "Facial reactions to facial expressions," *Psychophysiology*, vol. 19, no. 6, pp. 643–647, 1982.
- [18] X. Zhai, M. Wang, and U. Ghani, "The sor (stimulus-organism-response) paradigm in online learning: an empirical study of students' knowledge hiding perceptions," *Interactive Learning Environments*, vol. 28, no. 5, pp. 586–601, 2020.
- [19] S. Pandita, H. G. Mishra, and S. Chib, "Psychological impact of covid-19 crises on students through the lens of stimulus-organism-response (sor) model," *Children and Youth Services Review*, vol. 120, p. 105783, 2021.
- [20] Y. Huang and S. Khan, "A generative approach for dynamically varying photorealistic facial expressions in human-agent interactions," in *Proceedings of the 20th ACM International Conference on Multimodal Interaction*, 2018, pp. 437–445.
- [21] B. Nojavanasghari, Y. Huang, and S. Khan, "Interactive generative adversarial networks for facial expression generation in dyadic interactions," *arXiv preprint arXiv:1801.09092*, 2018.
- [22] M. Zhou, Y. Bai, W. Zhang, T. Yao, T. Zhao, and T. Mei, "Responsive listening head generation: a benchmark dataset and baseline," in *Computer Vision—ECCV 2022: 17th European Conference, Tel Aviv, Israel, October 23–27, 2022, Proceedings, Part XXXVIII*. Springer, 2022, pp. 124–142.
- [23] J. Woo, C. I. Pelachaud, and C. Achard, "Creating an interactive human/agent loop using multimodal recurrent neural networks," in *WACAI 2021*, 2021.
- [24] J. Woo, M. Fares, C. Pelachaud, and C. Achard, "Amii: Adaptive multimodal inter-personal and intra-personal model for adapted behavior synthesis," *arXiv preprint arXiv:2305.11310*, 2023.
- [25] E. Ng, H. Joo, L. Hu, H. Li, T. Darrell, A. Kanazawa, and S. Ginosar, "Learning to listen: Modeling non-deterministic dyadic facial motion," in *Proceedings of the IEEE/CVF Conference on Computer Vision and Pattern Recognition*, 2022, pp. 20 395–20 405.
- [26] S. Geng, R. Teotia, P. Tendulkar, S. Menon, and C. Vondrick, "Affective faces for goal-driven dyadic communication," *arXiv preprint arXiv:2301.10939*, 2023.
- [27] A. Van Den Oord, O. Vinyals *et al.*, "Neural discrete representation learning," *Advances in neural information processing systems*, vol. 30, 2017.
- [28] P. Jonell, T. Kucherenko, G. E. Henter, and J. Beskow, "Let's face it: Probabilistic multi-modal interlocutor-aware generation of facial gestures in dyadic settings," in *Proceedings of the 20th ACM International Conference on Intelligent Virtual Agents*, 2020, pp. 1–8.

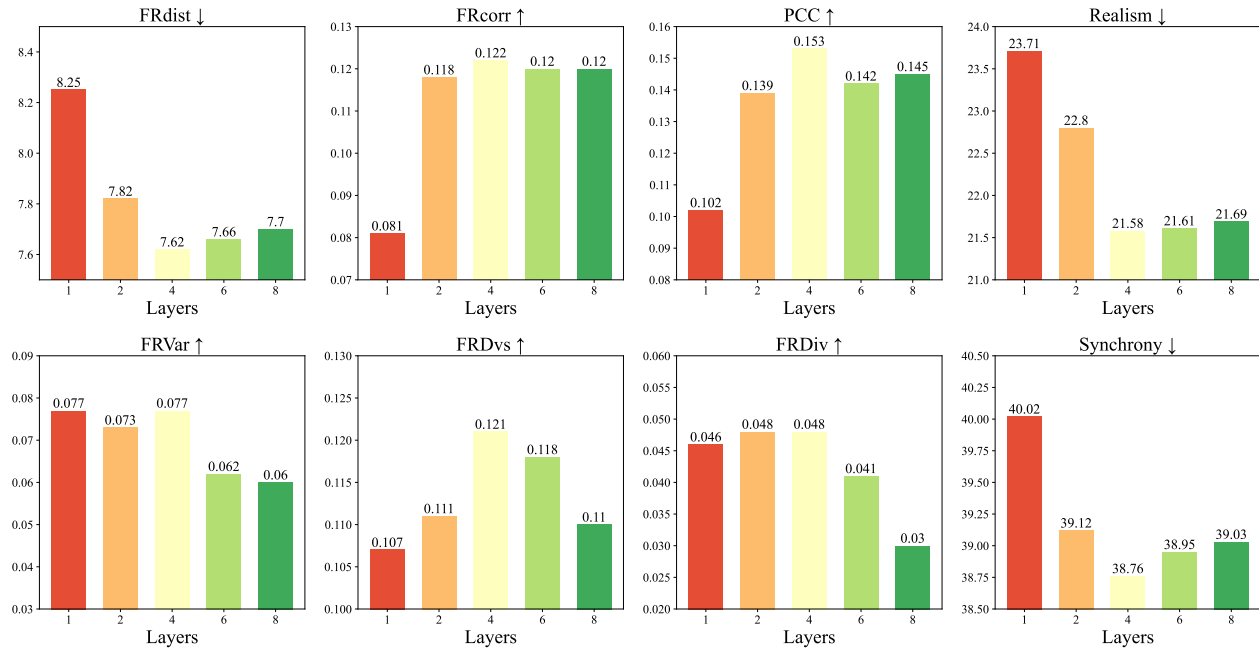


Fig. 11. Impacts of the number of REGNN layers on the facial reaction generation performances.

- [29] A. Pumarola, A. Agudo, A. M. Martinez, A. Sanfeliu, and F. Moreno-Noguer, "Ganimation: Anatomically-aware facial animation from a single image," in *Proceedings of the European conference on computer vision (ECCV)*, 2018, pp. 818–833.
- [30] N. Otberdout, M. Daoudi, A. Kacem, L. Ballihi, and S. Berretti, "Dynamic facial expression generation on hilbert hypersphere with conditional wasserstein generative adversarial nets," *IEEE Transactions on Pattern Analysis and Machine Intelligence*, vol. 44, no. 2, pp. 848–863, 2020.
- [31] N. Otberdout, C. Ferrari, M. Daoudi, S. Berretti, and A. Del Bimbo, "Sparse to dense dynamic 3d facial expression generation," in *Proceedings of the IEEE/CVF Conference on Computer Vision and Pattern Recognition*, 2022, pp. 20385–20394.
- [32] Y. Fan, Z. Lin, J. Saito, W. Wang, and T. Komura, "Faceformer: Speech-driven 3d facial animation with transformers," in *Proceedings of the IEEE/CVF Conference on Computer Vision and Pattern Recognition*, 2022, pp. 18770–18780.
- [33] A. Richard, M. Zollhöfer, Y. Wen, F. De la Torre, and Y. Sheikh, "Meshtalk: 3d face animation from speech using cross-modality disentanglement," in *Proceedings of the IEEE/CVF International Conference on Computer Vision*, 2021, pp. 1173–1182.
- [34] H. Tang, L. Shao, P. H. Torr, and N. Sebe, "Bipartite graph reasoning gans for person pose and facial image synthesis," *International Journal of Computer Vision*, vol. 131, no. 3, pp. 644–658, 2023.
- [35] H. Tang, W. Wang, S. Wu, X. Chen, D. Xu, N. Sebe, and Y. Yan, "Expression conditional gan for facial expression-to-expression translation," in *2019 IEEE International Conference on Image Processing (ICIP)*. IEEE, 2019, pp. 4449–4453.
- [36] H. Tang and N. Sebe, "Facial expression translation using landmark guided gans," *IEEE Transactions on Affective Computing*, vol. 13, no. 4, pp. 1986–1997, 2022.
- [37] Z. Liu, Y. Lin, Y. Cao, H. Hu, Y. Wei, Z. Zhang, S. Lin, and B. Guo, "Swin transformer: Hierarchical vision transformer using shifted windows," in *Proceedings of the IEEE/CVF International Conference on Computer Vision*, 2021, pp. 10012–10022.
- [38] S. Hershey, S. Chaudhuri, D. P. Ellis, J. F. Gemmeke, A. Jansen, R. C. Moore, M. Plakal, D. Platt, R. A. Saurous, B. Seybold *et al.*, "Cnn architectures for large-scale audio classification," in *2017 IEEE International Conference on Acoustics, Speech and Signal Processing (ICASSP)*. IEEE, 2017, pp. 131–135.
- [39] Y.-H. H. Tsai, S. Bai, P. P. Liang, J. Z. Kolter, L.-P. Morency, and R. Salakhutdinov, "Multimodal transformer for unaligned multimodal language sequences," in *Proceedings of the conference. Association for Computational Linguistics. Meeting*, vol. 2019. NIH Public Access, 2019, p. 6558.
- [40] H. Kim, G. Papamakarios, and A. Mnih, "The lipschitz constant of self-attention," in *International Conference on Machine Learning*. PMLR, 2021, pp. 5562–5571.
- [41] V. I. Istratescu, *Fixed point theory: an introduction*. Springer, 1981.
- [42] O. Ronneberger, P. Fischer, and T. Brox, "U-net: Convolutional networks for biomedical image segmentation," in *Medical Image Computing and Computer-Assisted Intervention—MICCAI 2015: 18th International Conference, Munich, Germany, October 5-9, 2015, Proceedings, Part III 18*. Springer, 2015, pp. 234–241.
- [43] A. Cafaro, J. Wagner, T. Baur, S. Dermouche, M. Torres Torres, C. Pelachaud, E. André, and M. Valstar, "The noxi database: multimodal recordings of mediated novice-expert interactions," in *Proceedings of the 19th ACM International Conference on Multimodal Interaction*, 2017, pp. 350–359.
- [44] F. Ringeval, A. Sonderegger, J. Sauer, and D. Lalanne, "Introducing the recola multimodal corpus of remote collaborative and affective interactions," in *2013 10th IEEE international conference and workshops on automatic face and gesture recognition (FG)*. IEEE, 2013, pp. 1–8.
- [45] C. Palmero, J. Selva, S. Smeureanu, J. Junior, C. Jacques, A. Clapés, A. Moseguí, Z. Zhang, D. Gallardo, G. Guilera *et al.*, "Context-aware personality inference in dyadic scenarios: Introducing the udiva dataset," in *Proceedings of the IEEE/CVF Winter Conference on Applications of Computer Vision*, 2021, pp. 1–12.
- [46] T. Baltrusaitis, A. Zadeh, Y. C. Lim, and L.-P. Morency, "Openface 2.0: Facial behavior analysis toolkit," in *2018 13th IEEE international conference on automatic face & gesture recognition (FG 2018)*. IEEE, 2018, pp. 59–66.
- [47] Z. Liu, H. Hu, Y. Lin, Z. Yao, Z. Xie, Y. Wei, J. Ning, Y. Cao, Z. Zhang, L. Dong, F. Wei, and B. Guo, "Swin transformer v2: Scaling up capacity and resolution," in *International Conference on Computer Vision and Pattern Recognition (CVPR)*, 2022.
- [48] S. Song, Y. Song, C. Luo, Z. Song, S. Kuzucu, X. Jia, Z. Guo, W. Xie, L. Shen, and H. Gunes, "Gratis: Deep learning graph representation with task-specific topology and multi-dimensional edge features," *arXiv preprint arXiv:2211.12482*, 2022.
- [49] D. P. Kingma and J. Ba, "Adam: A method for stochastic optimization," *arXiv preprint arXiv:1412.6980*, 2014.
- [50] J. Behrmann, W. Grathwohl, R. T. Chen, D. Duvenaud, and J.-H. Jacobsen, "Invertible residual networks," in *International Conference on Machine Learning*. PMLR, 2019, pp. 573–582.



Tong Xu is a researcher at JD Inc, and this work was done during his internship at the University of Leicester, UK. His main research interests are multimodal understanding and 3D vision.



Hatice Gunes is a Professor with the Department of Computer Science and Technology, University of Cambridge, U.K., leading the Affective Intelligence and Robotics Lab. Her expertise is in the areas of affective computing and social signal processing cross-fertilizing research in human behaviour understanding, computer vision, machine learning, and human–robot interaction. She has published over 150 papers in the above areas, and her research highlights include RSJ/KROS Distinguished Interdisciplinary Research Award Finalist at IEEE RO-MAN'21, Distinguished PC Award at IJCAI'21, Best Paper Award Finalist at IEEE RO-MAN'20, Finalist for the 2018 Frontiers Spotlight Award, Outstanding Paper Award at IEEE FG'11, and Best Demo Award at IEEE ACII'09. Prof Gunes is a former President of the Association for the Advancement of Affective Computing (AAAC). Her research has been supported by various competitive grants, with funding from the Engineering and Physical Sciences Research Council, UK (EPSRC), Innovate UK, British Council, Alan Turing Institute and EU Horizon 2020. She is a Fellow of the EPSRC, a Staff Fellow of Trinity Hall Cambridge, and was a Faculty Fellow of the Alan Turing Institute.




Micol Spitale is currently a PostDoctoral Researcher at the Affective Intelligence & Robotics Laboratory (AFAR Lab), Department of Computer Science & Technology, of the University of Cambridge, UK under the supervision of Prof. Hatice Gunes. Her research activities are grounded in the Social Robotics area. She has a strong background in affective computing, child-robot interaction, and machine learning applications to human behavioural analysis. Her current research focuses on developing socio-emotionally adaptive robots that can foster wellbeing through coaching and psychologically proven interventions. She has been awarded “cum laude” a Ph.D. in Information Technology, Computer Science and Engineering Area at the Politecnico di Milano, co-funded by IBM Italy and EIT Digital, in October 2021.



Siyang Song is a Lecturer (Assistant Professor) at the University of Leicester, UK. He is also an affiliated/visiting researcher at the Department of Computer Science and Technology, UK, University of Cambridge. He received his PhD in the Computer Vision Lab and Horizon Center for Doctoral Training (CDT) at the University of Nottingham, UK. His research interests include automatic facial reaction generation as well as emotion, personality and depression analysis by developing various self-supervised learning, Neural Architecture Search and graph representation learning techniques.



Hao Tang received the master's degree from the School of Electronics and Computer Engineering, Peking University, China, and the PhD degree from the Multimedia and Human Understanding Group, University of Trento, Italy. He is currently a postdoctoral with Computer Vision Lab, ETH Zurich, Switzerland. He was a visiting scholar with the Department of Engineering Science, University of Oxford. His research interests include deep learning, machine learning, and their applications to computer vision.



Lu Liu is a Professor and Head of the School of Computing and Mathematical Sciences at the University of Leicester, UK. Prof. Liu received his Ph.D. degree from the University of Surrey and M.Sc. degree from Brunel University. Prof. Liu's research interests are in the areas of data analytics, sustainable computing, service computing, artificial intelligence and the Internet of Things. He is a Fellow of British Computer Society (BCS).