
Sharpness-Aware Data Poisoning Attack

Pengfei He

Michigan State University
East Lansing, MI 48823
hepengf1@msu.edu

Han Xu

Michigan State University
East Lansing, MI 48823
xuhan1@msu.edu

Jie Ren

Michigan State University
East Lansing, MI 48823
renjie3@msu.edu

Yingqian Cui

Michigan State University
East Lansing, MI 48823
cuiyingq@msu.edu

Hui Liu

Michigan State University
East Lansing, MI 48823
liuhui7@msu.edu

Charu C. Aggarwal

IBM T. J. Watson Research Center
New York, 10598
charu@us.ibm.com

Jiliang Tang

Michigan State University
East Lansing, MI 48823
tangjili@msu.edu

Abstract

Recent research has highlighted the vulnerability of Deep Neural Networks (DNNs) against data poisoning attacks. These attacks aim to inject poisoning samples into the models' training dataset such that the trained models have inference failures. While previous studies have executed different types of attacks, one major challenge that greatly limits their effectiveness is the uncertainty of the re-training process after the injection of poisoning samples, including the re-training initialization or algorithms. To address this challenge, we propose a novel attack method called "*Sharpness-Aware Data Poisoning Attack (SAPA)*". In particular, it leverages the concept of DNNs' loss landscape sharpness to optimize the poisoning effect on the worst re-trained model. It helps enhance the preservation of the poisoning effect, regardless of the specific retraining procedure employed. Extensive experiments demonstrate that SAPA offers a general and principled strategy that significantly enhances various types of poisoning attacks.

1 Introduction

The rise of machine learning (ML) models that collect training data from public sources, such as large language models [Brown et al., 2020, Radford et al., 2019] and large visual models [Ramesh et al., 2021, Radford et al., 2021, Rombach et al., 2022], highlights the need for these models to be robust against data poisoning attacks [Steinhardt et al., 2017, Shafahi et al., 2018, Chen et al., 2017, Ren et al., 2022]. Data poisoning attack refers to the threats of an adversary injecting poisoning data samples into the collected training dataset, such that the trained ML models can have malicious behaviors. For example, by injecting poisoning samples, the adversary's objective is to cause a poisoned model has a poor overall accuracy (known as *un-targeted attacks* [Steinhardt et al., 2017, Li et al., 2020a, Ren et al., 2022]), or misclassifies a specified subset of test samples (known as *targeted attacks* [Shafahi et al., 2018, Zhu et al., 2019]). Additionally, in *backdoor attacks* [Chen et al., 2017, Saha et al., 2020, Tran et al., 2018], the adversary aims to create "backdoors" in the poisoned model such that the model gives a specific output as the adversary desires if the backdoor trigger is presented, regardless of the actual input.

Many poisoning attacks in Deep Neural Networks (DNNs) face a common obstacle that limits their effectiveness, which is the uncertainty of the re-training process after the injection of poisoning samples. This challenge is also highlighted in previous studies such as [Schwarzschild et al., 2021, Zhu et al., 2019, Huang et al., 2020, Geiping et al., 2020]. In particular, most existing methods (as reviewed in Section 2 and Appendix B) generate poisoning samples based on the effect of only one victim model [Shafahi et al., 2018, Souri et al., 2022] or several victim models [Huang et al., 2020, Geiping et al., 2020]. However, during the re-training stage, the poisoned model may converge to a different point due to the uncertainty of the training process, such as model initialization and hyperparameter selection. As a consequence, the injected poisoning samples could lose their efficacy and the poisoning effect is compromised. In fact, if we consider the poisoning attacks as general bilevel optimization problems [Bard, 2013, Colson et al., 2007] (Eq. 2 in Section 3), poisoning problems in DNNs can be categorized as “multiple inner minima” bilevel optimization problems [Sow et al., 2022, Liu et al., 2020, Li et al., 2020b]. Prior works [Sow et al., 2022, Li et al., 2020b, Liu et al., 2020, 2021] have demonstrated the theoretical difficulty and complexity of solving “multiple inner minima” problems. Among them, the work [Liu et al., 2020] points out that simply applying substitute solvers in “single inner minima” problems, which is the strategy followed by many poisoning attacks, is prone to fail. These theoretical studies can also explain the insufficient effectiveness of many currently existing poisoning attacks.

To overcome this challenge, we introduce a novel attack method, *Sharpness-Aware Data Poisoning Attack (SAPA)*. In this method, we aim to inject poisoning samples, which optimizes the poisoning effect of the “worst” re-trained model. In other words, even the worst re-trained model (which achieves the relatively worst poisoning effect) can have a strong poisoning effect. In this way, with a high possibility, the re-trained model can converge to a point where the poisoning effect presents. Furthermore, we find that this strategy can be successfully accomplished by tackling the victim model’s loss landscape sharpness [Foret et al., 2020]. Notably, the loss landscape sharpness is more frequently used to explain the generalization characteristic of DNNs. In this work, we show the possibility to leverage existing algorithms of sharpness (such as [Foret et al., 2020]) to advance poisoning attacks. Through experimental studies, we show that our proposed method SAPA is a general and principle strategy and it can significantly enhance various types of poisoning attacks, including targeted attacks, un-targeted attacks and backdoor attacks, without an obvious computation overhead.

2 Related work

2.1 End-to-end Data Poisoning Attacks

Data poisoning attacks [Biggio et al., 2012, Steinhardt et al., 2017] refer to the adversarial threat during the data collection phase of training ML models. These attacks manipulate the training data so that the trained models have malicious behaviors. Common objectives of poisoning attacks include the purposes to cause a poisoned model to have a poor overall accuracy (*un-targeted attacks* [Steinhardt et al., 2017, Li et al., 2020a, Ren et al., 2022]), misclassify a specified subset of test samples (*targeted attacks* [Shafahi et al., 2018, Zhu et al., 2019]), or insert backdoors (*backdoor attacks* [Chen et al., 2017, Saha et al., 2020, Tran et al., 2018]). Notably, in this work, we focus on the poisoning attacks in an “end-to-end” manner, which means that the victim model is trained on the poisoned dataset from scratch. It is a practical setting for poisoning attacks as the attackers cannot take control of the re-training process.

In general, the feasibility of poisoning attacks highly depends on the complexity of the victim model. For linear models, such as logistic regression and SVM, there are methods [Biggio et al., 2012, Steinhardt et al., 2017, Koh et al., 2022, Suya et al., 2021] that exactly solve the poisoning problem and find optimal attacks. For DNNs, the exact solution is generally considered intractable, due to the complexity and uncertainty of the re-training process. Therefore, many heuristic methods have been proposed, such as Gradient Match [Geiping et al., 2020] and Feature Collision [Shafahi et al., 2018]. Notably, one issue, which we called the “multiple inner minima” problem (see Section 2.2) can greatly hinder their success. In poisoning attacks, it means that using a single model or several models to craft poisoning samples is very likely to fail in the new re-trained models [Huang et al., 2020, Geiping et al., 2020]. Due to this difficulty, many works [Shaban et al., 2019] focus on the transfer learning setting [Shafahi et al., 2018, Zhu et al., 2019], where the attacker has knowledge of a pre-trained model, and the victim model is fine-tuned on this pre-trained model. However, they are usually ineffective in the end-to-end setting. Notably, there are works Huang et al. [2020],

Geiping et al. [2020] devise the “ensembling and re-initialization” strategy to take several victim models into consideration. However, it is time and memory-consuming, and cannot sufficiently cover the re-training possibilities. In Appendix B, we provide a more comprehensive review of existing poisoning attacks.

2.2 Bilevel Optimization

Bilevel optimization has extensive applications in machine learning [Sinha et al., 2017], and most successful works require that the inner minimization has a single minima [Maclaurin et al., 2015, Franceschi et al., 2017, 2018]. However, poisoning attacks in DNNs can be categorized as a “multiple inner minima” problem in general. This is because the inner problem of poisoning attacks refers to training a DNN on the poisoned dataset, which has multiple minima [Choromanska et al., 2015]. In the literature of bilevel optimization, the challenge of the “multiple inner minima” problems is widely recognized and theoretically demonstrated by existing works [Sow et al., 2022, Li et al., 2020b, Liu et al., 2020, 2021]. Notably, there are methods [Liu et al., 2020, Li et al., 2020b, Liu et al., 2021, Sow et al., 2022] which are specifically designed for solving multiple inner minima problems. However, their proposed algorithms are not explored for applications in poisoning attacks. Moreover, many of them [Liu et al., 2020, 2021, Li et al., 2020b] require updating the outer variable after fully solving the inner problem and it is very inefficient for poisoning attacks in DNNs.

2.3 Loss Landscape Sharpness

In this paper, our proposed method involves calculating and optimizing the loss landscape sharpness of DNNs. The notion of the loss landscape sharpness and its connection to generalization has been extensively studied, both empirically [Keskar et al., 2016, Jiang et al., 2019, Neyshabur et al., 2017a, Dinh et al., 2017] and theoretically [McAllester, 1999, Dziugaite and Roy, 2017, Neyshabur et al., 2017b]. These studies have motivated the development of methods [Hochreiter and Schmidhuber, 1997, Mobahi, 2016, Izmailov et al., 2018, Chaudhari et al., 2019] that aim to improve model generalization by manipulating or penalizing sharpness. Among these methods, Sharpness-Aware Minimization (SAM) [Foret et al., 2020, Andriushchenko and Flammarion, 2022, Wen et al., 2023] has shown to be highly effective and scalable for DNNs. In this paper, we explore the use of sharpness for data poisoning attacks.

3 Preliminary

In this section, we introduce the definitions of the (loss landscape) sharpness, as well as the formulations of several most frequently studied data poisoning attacks. We start by providing some necessary notations. In this paper, we focus on classification tasks, with input $x \in \mathcal{X}$ and label $y \in \mathcal{Y}$ following the distribution D which is supported on $\mathcal{X} \times \mathcal{Y}$. Under this dataset, a classification model $f(\cdot; \theta) : \mathcal{X} \rightarrow \mathcal{Y}$ is trained on the training set $D_{tr} = \{(x_i, y_i), i = 1, \dots, n\}$, whose n data samples follow D . The model parameter θ is from the parameter space Θ . We define the loss function as $l(f(x; \theta), y)$, and the (training) loss as $L(\theta; D_{tr}) = \frac{1}{n} \sum_{i=1}^n l(f(x_i; \theta), y_i)$.

3.1 Loss Landscape Sharpness

We follow the precedent work [Foret et al., 2020] to define the loss landscape sharpness (refer to as “sharpness” for simplicity) as in Eq. 1. It measures how quickly the model’s training loss can be increased by moving its parameter to a nearby region. Following the definition in Eq. 1, it calculates the training loss increase after the model parameter θ is perturbed by v , whose l_p norm is constrained by $\|v\|_p \leq \rho$:

$$S^p(\theta; D_{tr}) = \max_{\|v\|_p \leq \rho} [L(\theta + v; D_{tr})] - L(\theta; D_{tr}). \quad (1)$$

In this work, we focus on the definition of sharpness as in Eq.1. Note that there are other sharpness definitions [Andriushchenko and Flammarion, 2022], we will investigate them as one future work. Given this definition of sharpness, previous works [Foret et al., 2020, Wen et al., 2023, Andriushchenko and Flammarion, 2022] build the theoretical and empirical connections between sharpness and model generalization. Generally, a smaller sharpness indicates a better generalization performance.

3.2 Data Poisoning Attacks

In this subsection, we discuss several most frequently studied poisoning attacks, which are proposed for various purposes. Note that the training set D_{tr} has n samples, we assume that the attacker selects

a subset D_q from D_{tr} which takes an $\epsilon \in [0, 1]$ percentage of D_{tr} , and replaces it with a poisoning set D_p . Usually, the samples in D_p are from modifying samples in D_q . During the re-training stage, the model is trained from scratch on the perturbed training set $(D_{tr} - D_q) \cup D_p$ and we denote it as “ $D_{tr} + D_p$ ” for simplicity. Although different attacks may have different purposes and formulations, we give a general formulation as in Eq.2: the attacker aims to find the poisoning samples D_p , such that the trained model (i.e., via Empirical-Risk-Minimization (ERM)) has an optimized malicious behavior towards data samples from a victim set D_T :

$$\min_{D_p} Q(\theta^*, D_T), \text{ s.t. } \theta^* = \arg \min_{\theta} L(\theta; D_{tr} + D_p) \quad (2)$$

where \mathcal{C} denotes the constraint of the poisoning samples. Notably, the design of “*adversarial objective*” $Q(\cdot)$ and “*victim set*” D_T is based on the purpose of the adversary. By giving different formulations of $Q(\cdot)$ and definitions of D_T , the attacker can achieve various adversarial goals.

Un-targeted Attacks. In un-targeted attacks [Steinhardt et al., 2017], the attacker aims to cause the trained model with an overall low test accuracy. However, because the attacker usually does not have knowledge of test distribution, most works Steinhardt et al. [2017], Fowl et al. [2021], Huang et al. [2021] define the adversarial objective as the following to maximize the model error on the clean training set D_{tr} :

$$Q_{ut}(\theta^*, D_{tr}) = -L(\theta^*; D_{tr}) \quad (3)$$

Targeted attacks. In targeted attacks [Shafahi et al., 2018], the attacker aims to cause the trained model to misclassify a specified test sample or a subset of test samples. For example, they are targeting on a victim person and have knowledge of k ($k \geq 1$) photographs of this person¹ $\{(x_i^{vic}, y^{vic})\}_{i=1}^k$. They aim to cause the model to misclassify the photos of this person while preserving the overall accuracy of the rest. Therefore, they define the victim set $D_T = \{(x_i^{vic}, y^{vic})\}_{i=1}^k$ and the adversarial objective as:

$$Q_t(\theta^*, D_T) = \sum_{(x_i, y_i) \in D_T} l(f(x_i; \theta^*), y^{obj}), \quad (4)$$

where y^{obj} is a designated class different from y^{vic} .

Backdoor attacks. In backdoor attacks [Chen et al., 2017, Souri et al., 2022], the attacker aims to take control of the model prediction by injecting samples with “triggers”. In particular, if there is a trigger, such as a patch p , present in an image, the poisoned model will predict this sample to a specified class y^{obj} . Otherwise, the poisoned model will make a correct prediction. In backdoor attacks, most works target on samples from a specific victim class $y = y^{vic}$ and define the victim set as $D_T = \{(x, y) \in D_{tr} | y = y^{vic}\}$. During the attack, they aim to solve the adversarial objective:

$$Q_b(\theta^*, D_T) = \sum_{(x_i, y_i) \in D_T} l(f(x_i \oplus p; \theta^*), y^{obj}) \quad (5)$$

where $x \oplus p$ denotes the process that p is attached to a clean image x . In this way, the poisoned model is likely to predict the samples with triggers to be class y^{obj} .

4 Method

In this section, we introduce our proposed method Sharpness-aware Data Poisoning Attack (SAPA). In Section 4.1, we will first introduce SAPA in targeted and backdoor attacks, because they share similar adversarial objectives. Then we introduce SAPA in un-targeted attacks in Section 4.2. Based on our discussion, we demonstrate that the strategy of considering model sharpness in SAPA is general that can be incorporated into various types of poisoning attacks.

4.1 SAPA in Targeted / Backdoor Attacks

We will first introduce SAPA in targeted and backdoor attacks. Recall the definitions of these two attacks in Section 3.2, they share a similar adversarial objective $Q(\cdot)$, which is the (positive) loss value on the victim set D_T . Thus, we discuss SAPA as a general form for these two attacks in this

¹We assume that the samples of the victim are from the same class y^{vic} , following most existing works [Shafahi et al., 2018].

subsection, although they have minor differences during implementation. In Appendix C, we provide detailed algorithms for both of them.

Objective. Based on our discussion in Section 1 and 2, one major challenge for poisoning attacks originates from the existence of multiple solutions of the inner minimization in Eq. 2. Therefore, in our proposed method SAPA, we focus on the *Worst-case Poisoned Model*, which is the inner minima (the poisoned model) that has the worst poisoning effect $\theta' = \arg \max_{\theta \in \Theta_p} Q(\theta; D_T)$. Here, the space Θ_p refers to the *Poisoned Model Space*, which is the set of all models that are trained on the poisoned dataset and have a small training loss: $\Theta_p = \{\theta : L(\theta; D_{tr} + D_p) \leq \tau\}$. In general, our proposed method SAPA aims to optimize the poisoning effect on the worst-case poisoned model. Therefore, the general objective of SAPA is:

$$\min_{D_p} Q(\theta'; D_T), \quad (6)$$

$$\text{where } \theta' = \arg \max_{\theta \in \Theta_p} Q(\theta; D_T), \text{ s.t. } L(\theta; D_{tr} + D_p) \leq \tau. \quad (7)$$

By solving this problem, we can find poisoning samples D_p such that the worst poisoned model θ' can have a strong poisoning effect (with a small $Q(\theta'; D_T)$). Therefore, for the models which are re-trained on the poisoned dataset, the poisoning effect is also very likely to persist.

Admittedly, it is also hard to solve the above problem exactly. However, we propose to approximate the term $Q(\theta'; D_T)$, by leveraging the existing notion of model sharpness [Foret et al., 2020]. In detail, given a fixed D_p , we approximate $Q(\theta'; D_T)$ by:

$$Q(\theta'; D_T) \approx \max_{\|v\|_p \leq \rho} Q(\theta^* + v; D_T), \text{ where } \theta^* = \arg \min_{\theta \in \Theta} L(\theta; D_{tr} + D_p) \quad (8)$$

In details, we first trained the model θ^* on $(D_{tr} + D_p)$ (i.e., via ERM), so that θ^* satisfies the constraint $L(\theta^*; D_{tr} + D_p) \leq \tau$. Then, we locally maximize the term $Q(\theta^* + v)$ by perturbing the model parameter θ^* with a vector v (which has a limited norm $\|v\|_p \leq \rho$). In this way, the perturbed model $\theta^* + v$ has a worse poisoning effect compared to θ^* , but it is still likely to fall into the space Θ_p (because $\theta^* + v$ is not far away from θ^*). Remarkably, the form of the objective Eq. 8 resembles the definition of model sharpness in Eq. 1. Therefore, we call the term in Eq. 8 as *Sharpness-aware adversarial objective*, and we desire to find D_p to optimize this objective:

$$\min_{D_p} \max_{\|v\|_p \leq \rho} Q(\theta^* + v; D_T), \text{ s.t. } \theta^* = \arg \min_{\theta \in \Theta} L(\theta; D_{tr} + D_p) \quad (9)$$

In general, the formulation of SAPA can be seen as a modification of existing attacks: it replaces the adversarial objective (Eq. 2) of existing attacks with Sharpness-aware adversarial objective. Intuitively, compared with the traditional adversarial objective (Eq. 2), in SAPA, the perturbation on the inner minima θ^* with v enables the algorithm to escape ‘‘bad inner minima’’ where the poisoning effect is unstable. Thus, SAPA has the potential to induce the re-trained models to have a stable poisoning effect under the uncertainty of the re-training process.

Algorithm. For targeted / backdoor attacks, there are existing algorithms such as Gradient Matching [Geiping et al., 2020]. We show that we can incorporate the idea of calculating model sharpness into this method to solve the objective of SAPA in Eq. 9. In detail, if we denote the sharpness aware poisoning objective as $Q^S(\theta^*; D_T) = \max_{\|v\|_p \leq \rho} Q(\theta^* + v; D_T)$ for simplicity, and assume that we have a model θ^* which is pre-trained on the clean training set D_{tr} , SAPA is to solve:

$$\arg \min_{D_p} \left(1 - \frac{\langle \nabla_{\theta} Q^S(\theta^*; D_T), \nabla_{\theta} L(\theta^*; D_{tr} + D_p) \rangle}{\|\nabla_{\theta} Q^S(\theta^*; D_T)\| \cdot \|\nabla_{\theta} L(\theta^*; D_{tr} + D_p)\|} \right). \quad (10)$$

It finds a poisoning set D_p , such that the gradient of the training loss, $\nabla_{\theta} L(\theta^*; D_{tr} + D_p)$, has a maximized alignment with $\nabla_{\theta} Q^S(\theta^*; D_T)$. In this way, during the re-training process, the model is updated by $\nabla_{\theta} L(\theta^*; D_{tr} + D_p)$ and likely to minimize $Q^S(\theta^*; D_T)$. In our algorithm to calculate the term $\nabla_{\theta} Q^S(\theta^*; D_T)$, we follow the approach in [Foret et al., 2020] to first approximate $Q^S(\theta^*; D_T)$ by leveraging a first-order method to find \hat{v} :

$$\hat{v} = \rho \cdot \text{sign} \left(\nabla_{\theta} Q(\theta^*; D_T) \right) |\nabla_{\theta} Q(\theta^*; D_T)|^{q-1} (\|\nabla_{\theta} Q(\theta^*; D_T)\|_q^q)^{1/p}, \quad (11)$$

where $1/p + 1/q = 1$ and we consider $p = 2$ as illustrated in [Foret et al., 2020] if not specified. Then we can have the following approximation to calculate the gradient of $Q^S(\theta^*; D_T)$:

$$\nabla_{\theta} Q^S(\theta^*; D_T) \approx \nabla_{\theta} Q(\theta; D_T)|_{\theta=\theta^*+\hat{v}} \quad (12)$$

Combining Eq.10 and Eq.12, we can solve the optimization problem in Eq.9 via gradient descent. Notably, for the original Gradient Matching method [Geiping et al., 2020], it solves a similar problem like Eq. 10 to find D_p with maximized gradient alignment with $Q(\theta^*; D_T)$ instead of $Q^S(\theta^*; D_T)$. Compared to this method, SAPA only requires two more steps in Eq. 11&12 to estimate \hat{v} and query the loss gradient on $\theta^* + \hat{v}$. Therefore, applying SAPA will not introduce much computation overhead. The detailed algorithm of SAPA is shown in Algorithm 1 in Appendix C.

4.2 SAPA in Un-targeted Attacks

In DNN models, conducting un-targeted attacks with a small poisoning budget ϵ is usually considered to be a hard problem [Muñoz-González et al., 2017]. Existing feasible solutions [Fowl et al., 2021, Huang et al., 2021, Ren et al., 2022] are motivated from a “data protection perspective” (which are often referred as “un-learnable examples”). In detail, they perturb the whole (or at least a large portion of) training set, such that the trained classifiers cannot effectively learn the true data distribution and have a low accuracy on the true distribution. Take the method **Error-Min** [Huang et al., 2021] as an example, to induce the model to have a low accuracy (as in Eq. 3), it generates “shortcut” perturbations δ_i for each training sample to solve the following bilevel optimization problem, such that the model trained on this perturbed dataset has a minimized loss:

$$\min_{\theta \in \Theta} \min_{\{\delta_i\}_{i=1, \dots, n}} \left[\sum_{(x_i, y_i) \in D_{tr}} l(f(x_i + \delta_i; \theta), y_i) \right], \quad (13)$$

As a consequence, the found δ_i via solving Eq. 13 has patterns with a strong correlation to the labels y_i . The models trained on the perturbed dataset can predict $(x_i + \delta_i)$ to be y_i mostly based on the information of δ_i , and prohibit the model to learn useful knowledge from the clean samples in D_{tr} . Hence, the poisoned model will have poor accuracy on clean test samples from the distribution \mathcal{D} .

Error-Min+SAPA. Similar to the strategy for targeted / backdoor attacks, we replace the objective in Error-Min (Eq. 13) by considering the model sharpness. In detail, we turn to search for a set of perturbations $\{\delta_i\}_{i=1}^n$ based on the poisoning effect of $\theta + v$ which maximizes the model loss. Formally, we define our method as Error-Min+SAPA which aims to solve:

$$\min_{\theta \in \Theta} \min_{\{\delta_i\}_{i=1, \dots, n}} \left[\max_{\|v\|_p \leq \rho} \sum_{(x_i, y_i) \in D_{tr}} l(f(x_i + \delta_i; \theta + v), y_i) \right]. \quad (14)$$

Intuitively, compared with Eq. 13, our objective strengthens the bond between perturbations $\{\delta_i\}_{i=1}^n$ and $\{y_i\}_{i=1}^n$, to additionally consider the oscillation of the model parameter θ (by adding v). Thus, the poisoning effect tends to persist after re-training. Notably, a similar strategy can also be adapted to other un-targeted attacks, i.e., Error-Max Fowl et al. [2021]. We provide the detailed algorithms of Error-Min+SAPA and Error-Max+SAPA (which applies SAPA to enhance Error-Max) in Appendix C.

5 Experiment

In this section, we conduct experiments to validate the effectiveness of our proposed attack SAPA when it is applied to targeted, backdoor and un-targeted attacks in Section 5.1, 5.2 and 5.3, respectively. In Section 5.4, we further test the stability of SAPA under the various re-training algorithms and their hyperparameter selections and the impact of ensembling on SAPA. Through this section, we focus on image classification tasks on benchmark datasets CIFAR10 and CIFAR100 with model architectures ResNet18 and ResNet50. Meanwhile, we provide additional empirical results of the dataset SVHN in Appendix D. For our method SAPA, we set the radius ρ (Eq. 9 & 14 in Section 4) to be 0.05 in all experiments. We provide detailed implementation in Appendix C for all SAPA-based algorithms.

5.1 Performance of SAPA in Targeted Attacks

Experiment Setup. The goal of targeted attacks is to cause the poisoned model to misclassify one (or multiple) victim samples. During attacks, under each dataset, we assume that the attacker randomly chooses a small proportion of training dataset with “poisoning ratio” $\epsilon = 1\%, 0.2\%$, and inserts unnoticeable perturbations (whose l_∞ norm is limited by “perturbation budget” 16/255, 8/255, 4/255) on each of them. After crafting the poisoned dataset, the model is randomly initialized and re-trained from scratch, via SGD for 160 epochs with an initial learning rate of 0.1 and decay by 0.1 at epochs 80 and 120. For each setting, we repeat the experiment 50 times and report the average performance. More details of the implementation can be found in Appendix.C.1

Baselines. We compare SAPA with representative baselines, including Bullseye[Aghakhani et al., 2021], Poison-Frog[Shafahi et al., 2018], Meta-Poison [Huang et al., 2020], and Grad-Match [Geiping et al., 2020]. Notably, our method resembles the algorithm of Grad-Match [Geiping et al., 2020] by additionally optimizing the model sharpness. MetaPoison leverages meta learning [Vilalta and Drissi, 2002] to unroll the training pipeline and ensembles multiple models. Poison-frog and Bullseye, also known as “feature collision”, generate poisoning samples with representations similar to those of the victim, and misguide the model to make wrong predictions based on the victim’s representations. In Appendix B, we provide detailed discussions of these baselines.

Performance comparison. We show the performance comparison between SAPA and baselines by separately discussing the “single-victim” case and “multiple-victim” case:

1. “Single-victim” refers to the case where the attacker targets on only one victim sample. Thus, in Table, 1 we report the “Success Rate” which is the probability that the targeted sample is successfully classified to be the designated wrong label y^{obj} . From the results, we can see that SAPA consistently exhibits advantages over all baselines. Remarkably, the advantage of SAPA is obvious, especially when the attacker’s capacity is limited (i.e., the perturbation budget is 8/255 or 4/255).
2. “Multiple-victim” refers to the case where the attacker targets on multiple victim samples. We report the “Average Success Rate” in Table 2 which means: for each victim set, we calculate the proportion of successful attacks in this set of targeted victim samples, and then we report the average of them across the 50 trials. In Table 2, we only show the performance of SAPA and Grad-Match, which is the best-considered baseline in single-victim setting, and we report the performance for 4-victim and 8-victim cases. From the results, we can see that our method SAPA outperforms Grad-Match across all settings.

Table 1: Success Rate under the “Single-Victim” Setting in Targeted Attacks.

		16/255		8/255		4/255	
		$\epsilon = 1\%$	$\epsilon = 0.2\%$	$\epsilon = 1\%$	$\epsilon = 0.2\%$	$\epsilon = 1\%$	$\epsilon = 0.2\%$
CIFAR10	Bullseye	3.7	1.1	1.0	0.0	0.0	0.0
	Poison-Frog	1.3	0.0	0.0	0.0	0.0	0.0
	Meta-Poison	42.5	30.7	28.1	19.4	5.2	3.9
	Grad-Match	73.1	63.2	35.4	26.8	10.3	6.4
	SAPA	80.1	70.8	48.4	31.5	16.7	11.2
CIFAR100	Bullseye	2.1	0.0	2.6	1.2	0.5	0.1
	Poison-Frog	1.0	0.0	1.1	0.0	0.2	0.0
	Meta-Poison	50.3	24.1	43.2	22.7	4.5	3.1
	Grad-Match	90.4	54.8	62.1	33.4	11.7	7.5
	SAPA	91.3	75.2	86.8	52.6	31.6	12.1

Table 2: Avg. Success Rate under the “Multiple-Victim” Setting in Targeted Attacks.

		16/255		8/255		4/255	
		1%	0.25%	1%	0.25%	1%	0.25%
CIFAR10: 4 Victims	Grad-Match	62.9	36.2	34.7	25.1	20.3	7.5
	SAPA	75.1	53.4	47.9	30.8	24.3	10.8
CIFAR10: 8 Victims	Grad-Match	52.1	23.2	27.9	18.4	12.7	5.6
	SAPA	64.6	31.2	34.6	26.1	17.5	7.3
CIFAR100: 4 Victims	Grad-Match	67.3	30.1	37.2	12.5	17.8	2.9
	SAPA	74.2	43.8	44.3	19.7	25.1	6.1
CIFAR100: 8 Victims	Grad-Match	43.6	23.2	16.7	4.9	13.8	2.7
	SAPA	52.7	31.3	24.8	8.3	18.7	4.2

5.2 Performance of SAPA in Backdoor Attacks

Experiment setup. In this subsection, we study the effectiveness of SAPA in backdoor attacks. In particular, we focus on the “hidden-trigger” setting [Saha et al., 2020, Souri et al., 2022] where the attackers can only add imperceptible perturbations to the clean training samples. Recall Eq. 5 in Section 3, the adversarial goal is to cause the samples from a victim class y^{vic} to be wrongly classified as a designated class y^{obj} by inserting triggers. Besides, we also follow the setting in [Souri et al., 2022] to further assume that the attacker adds perturbations to samples from class y^{obj} . Therefore, in our study, we randomly choose the two different classes y^{vic} , y^{obj} for poisoning sample generation. In this evaluation, we constrain that the attacker can only perturb 1% of the whole training set and the re-training process resembles our settings in Section 5.1. All experiments are repeated for 50

times and we report the average success rate. More details of the implementation can be found in Appendix.C.2

Baselines. In the experiment, we compare our proposed method SAPA with Sleeper Agent [Souri et al., 2022] which also leverages Gradient Match [Geiping et al., 2020] to achieve the adversarial goal in backdoor attacks. We also show the results of the method, Hidden-Trigger Backdoor [Saha et al., 2020], which optimizes the poison over images with triggers to preserve information of triggers, and the Clean-Label Backdoor method [Turner et al., 2019] leverages calculating adversarial examples [Goodfellow et al., 2014] to train a backdoored model.

Performance comparison. Our results are shown in Table 3, where we report the “Success Rate”, which is the ratio of samples (with triggers) in y^{vic} that are classified as y^{obj} by the poisoned model. From the result, our method outperforms all baselines under all settings. Specifically, Hidden-trigger [Saha et al., 2020] and Clean-label [Turner et al., 2019] suffer from low ineffectiveness, as they are either designed for transfer learning or require control over the training process. Compared to these methods, SAPA shows effectiveness for different model architectures and perturbation budgets. In comparison with Sleeper Agent [Souri et al., 2022], which is also based on Gradient Matching [Geiping et al., 2020], our method can also have a clear advantage. Especially, under the perturbation budget 8/255 and CIFAR100 dataset, SAPA can obviously outperform Sleeper Agent across these settings.

Table 3: Success Rate in Backdoor Attacks on CIFAR10 and CIFAR100

		ResNet18		ResNet50		VGG11	
		16/255	8/255	16/255	8/255	16/255	8/255
CIFAR10	Hidden-trigger	3.5	1.3	3.2	1.3	5.0	1.8
	Clean-label	2.8	0.9	2.6	0.9	4.7	1.1
	Sleeper Agent	91.8	31.5	93.7	21.2	85.5	26.7
	SAPA-backdoor	97.1	49.3	98.4	33.2	94.3	35.5
CIFAR100	Hidden-trigger	2.1	1.3	1.7	0.8	3.4	1.2
	Clean-label	1.5	0.9	1.2	0.4	2.6	0.8
	Sleeper Agent	58.3	21.7	47.2	18.5	41.6	12.9
	SAPA-backdoor	72.4	41.8	63.9	31.4	67.7	30.3

5.3 Performance of SAPA in Un-targeted Attacks

Experiment Setup. The goal of un-targeted attacks is to degrade the models’ test accuracy. However, based on our discussion in Section 4.2, un-targeted attacks with a small poisoning ratio (i.e., $\leq 10\%$) usually have a negligible impact on DNN models [Muñoz-González et al., 2017]. Therefore, we follow the line of existing works [Huang et al., 2021, Fowl et al., 2021, Ren et al., 2022] (which are also called “un-learnable examples”) to perturb a large portion of training samples (50%, 80%, 100%) in CIFAR10 and CIFAR100 datasets, in order to protect the data against being learned by DNNs. In our experiment, we limit the perturbation budget to 8/255. We first generate poisoning samples targeting on ResNet18. Then we re-train the victim models under ResNet18 and ResNet50 following existing works [Huang et al., 2020, Fowl et al., 2021]. The training procedure for each model also resembles the settings in Section 5.1, and we repeat experiments for each setting 5 times and report the average performance. More details of the implementation are in Appendix C.3.

Baselines. We compare SAPA with representative “un-learnable” methods, such as Error-Min [Huang et al., 2020], Error-Max [Fowl et al., 2021], Separable Perturbation [Yu et al., 2022], and Autoregressive Perturbation [Sandoval-Segura et al., 2022]. We also report the clean performance which refers to the accuracy of models without poisoning attack. Notably, our proposed method SAPA can be incorporated into either Error-Min or Error-Max. Thus, we denote our method as “Error-Min+SAPA” and “Error-Max + SAPA”, respectively. We provide more details of the algorithm of “Error-Max+SAPA” in Appendix C. It is also worth mentioning that Autoregressive [Sandoval-Segura et al., 2022] is different from others because it is designed based on the intrinsic vulnerability of Convolutional Filters in CNNs [He et al., 2016]. It generates perturbations with patterns that are easily captured by CNNs. However, this method can be hardly applied in other domains beyond CNNs.

Performance comparison. In Table 4, we report the accuracy of the re-trained model on the clean test dataset of CIFAR10 and CIFAR100, so a lower value indicates better attack performance. From the result, we can see that our proposed method can improve the poisoning ef-

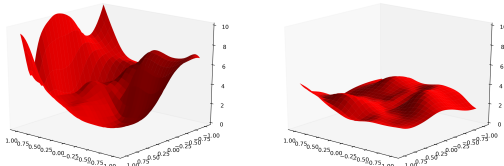


Figure 1: Visualization of Loss Landscape

fect for both Error-Min and Error-Max. For example, when incorporating SAPA to Error-Min, Error-Min+SAPA has a clear advantage, by reducing the accuracy to around 10% when the poisoning ratio is 100% in the CIFAR10 dataset.

In other settings, Error-Min+SAPA can also manage to achieve a 2-4% accuracy reduction compared to Error-Min. Similarly, Error-Max+SAPA is also demonstrated to have a consistent improve over Error-Max. Admittedly, our method is slightly worse when compared with Autoregressive Perturbations [Sandoval-Segura et al., 2022]. This is because Autoregressive perturbations create “autoregressive” perturbations targeted on the vulnerability of CNNs. However, this property prevents its application to other DNN architectures beyond CNNs, so we exclude it in Table 4 when we report the best performance.

Visualization of loss landscape. We provide visualizations to illustrate that our method can successfully manipulate the loss landscape of the re-trained models. In Figure 1, we use the un-targeted attacks as an example and plot the landscape of training loss (the loss on the poisoned training set) of the models which are re-trained on the poisoning set via Error-Min and Error-Min+SAPA respectively. From these plots, we can see that the re-trained model obtained from Error-Min+SAPA has a flatter loss landscape, which suggests that the poisoning effect of Error-Min+SAPA tends to be more stable during re-training. We also provide visualization of targeted and backdoor attacks in Appendix.D.

Table 4: Test Accuracy of Models Trained on Poisoned Datasets via Un-targeted Attacks.

	CIFAR10						CIFAR100					
	ResNet18			ResNet50			ResNet18			ResNet50		
	100%	80%	50%	100%	80%	50%	100%	80%	50%	100%	80%	50%
Clean*	94.8	94.8	94.8	95.0	95.0	95.0	74.8	74.8	74.8	75.2	75.2	75.2
Separable.	13.5	86.3	92.9	14.9	88.1	93.2	9.1	57.1	66.2	8.4	60.8	66.7
<i>Autoregressive.</i>	11.8	82.3	89.8	10.1	83.6	90.3	4.2	51.6	64.7	4.3	53.5	66.1
Error-Max	11.9	88.2	92.2	12.8	90.1	93.9	4.8	57.3	66.9	5.6	58.3	68.1
Error-Max+SAPA	9.6	84.6	90.1	10.9	85.7	91.3	4.1	55.1	64.8	4.9	56.8	66.9
Error-Min	21.2	87.1	93.4	18.9	89.5	94.5	11.2	56.9	67.7	10.8	60.5	70.3
Error-Min+SAPA	10.9	83.7	90.0	10.3	85.2	91.8	8.7	53.1	65.3	9.5	57.9	67.6

5.4 Ablation Study

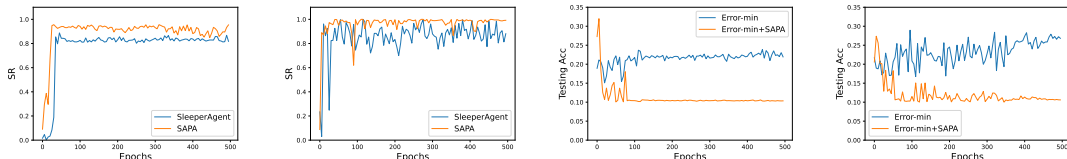
We provide ablation studies on the effectiveness of SAPA under various re-training settings. We also study the impact of ensembling strategy [Huang et al., 2020] on the performance of SAPA. Notably, we only focus on the CIFAR10 dataset and ResNet18 model in this study. For targeted and backdoor attacks, we specify the perturbation budget to 16/255 with poisoning ratio $\epsilon = 1\%$. For un-targeted attacks, we specify the perturbation budget to be 8/255 with poisoning ratio $\epsilon = 100\%$.

Various Re-training Algorithms. There are studies [Schwarzschild et al., 2021, Ren et al., 2022] demonstrating that many poisoning attacks can lose efficacy if the re-training algorithm is different from the one used for poisoning samples generation. Therefore, we provide additional experiments to test the performance of SAPA when the re-training is different from Empirical Risk Minimization (ERM). In this subsection, we mainly consider the algorithms including Cut-Out [DeVries and Taylor, 2017], Mix-Up [Zhang et al., 2017], and Sharpness-aware Minimization (SAM) [Foret et al., 2020], which is proposed to minimize model sharpness to improve model generalization. In Table 5, we compare SAPA with the strongest baselines for each type of poisoning attack based on previous results, and we use the same evaluation metric as previous subsections for each attack. From this table, we can see that our method remains outperforming the baselines. Among these re-training strategies, Mix-Up shows a strong ability to reduce the poisoning effect for all attack methods that we studied. SAM can effectively reduce the poisoning effect for baseline attacks in un-targeted and backdoor attacks, but can hardly weaken the targeted attacks. These results show that SAPA still has a (relatively) stable poisoning effect when facing various re-training strategies.

Various Re-Training Schedules. For poisoning attacks, there are also studies [Schwarzschild et al., 2021, Huang et al., 2020] suggesting that many attack methods may lose efficacy under a different re-training epoch number or schedule. Therefore, we provide additional experiments when: (1) the model is trained for 500 epochs and the learning rate is updated by “steps” similar to previous studies, and (2) the re-training learning rate is updated “cyclicly”. In Figure 2, we plot the curve of the poisoning effect of SAPA and baselines in the backdoor and un-targeted attacks. Note that we exclude

Table 5: SAPA under Various Re-Training Algorithms

	Un-targeted(↓)		Targeted(↑)		Backdoor(↑)	
	Error-min	SAPA	GradMatch	SAPA	SleeperAgent	SAPA
ERM	21.2	10.9	73.1	80.1	91.8	97.1
Cut-Out	22.6	11.2	82.4	90.3	97.8	100.0
Mix-Up	40.8	36.7	58.4	65.5	69.7	76.5
SAM	28.9	11.3	74.3	80.7	79.9	85.3



(a) Backdoor(↑) (Step) (b) Backdoor(↑) (Cyclic) (c) Un-targeted(↓) (Step) (d) Un-targeted(↓) (Cyclic)

Figure 2: The Curve of Poisoning Effect for Various Re-training Schedules

targeted attacks because the poisoning effect is discrete in one model. From these figures, we can find that the models trained on SAPA can stably converge to the point with a strong poisoning effect that consistently outperforms baselines. In the early stage of training, the poisoning effect of these attacks is relatively weak or unstable. However, in backdoor attacks, as early models are not well trained, their overall performance can be compromised. In un-targeted attacks, most studies in the line of “un-learnable examples” [Huang et al., 2020, Fowl et al., 2021, Ren et al., 2022] focus on the converged models, because the model trainer has no access to the clean samples during training. These facts suggest the strategies like early-stopping could not be leveraged to defend SAPA.

Model Ensembling. We show that ensembling of models (which is first proposed by [Huang et al., 2020]) can also effectively improve the poisoning effect of our method SAPA. In detail, during poisoning sample generation, this strategy finds poisoning samples that are based on the average poisoning effect of several models with different initializations. Since ensembling is highly expensive and time-consuming for un-targeted attacks, we only study targeted and backdoor attacks and show results in Table 6, and we show the performance of SAPA with different numbers of ensemble models. From the result, the performance of SAPA can also be increased with the increase in the number of ensembles.

Table 6: Model Ensembling for SAPA.

# of ensembles	Targeted	Backdoor
1	80.0	97.1
2	83.5	98.2
4	86.3	98.9
8	87.1	100.0

6 Conclusion and Limitation

In this paper, we introduce a novel and versatile framework for data poisoning attacks that takes into account the model landscape sharpness. We apply this strategy to various types of poisoning attacks, including un-targeted, targeted, and backdoor attacks. Our experimental results demonstrate the superiority of our method compared to existing approaches. However, in this paper, our method focuses on image classification. Therefore, we will leave the relative studies, such as the poisoning attacks in self-supervised learning settings, and poisoning attacks in other domains such as texts and graphs for future investigation.

References

Tom Brown, Benjamin Mann, Nick Ryder, Melanie Subbiah, Jared D Kaplan, Prafulla Dhariwal, Arvind Neelakantan, Pranav Shyam, Girish Sastry, Amanda Askell, et al. Language models are few-shot learners. *Advances in neural information processing systems*, 33:1877–1901, 2020.

Alec Radford, Jeffrey Wu, Rewon Child, David Luan, Dario Amodei, Ilya Sutskever, et al. Language models are unsupervised multitask learners. *OpenAI blog*, 1(8):9, 2019.

Aditya Ramesh, Mikhail Pavlov, Gabriel Goh, Scott Gray, Chelsea Voss, Alec Radford, Mark Chen, and Ilya Sutskever. Zero-shot text-to-image generation. In *International Conference on Machine Learning*, pages 8821–8831. PMLR, 2021.

- Alec Radford, Jong Wook Kim, Chris Hallacy, Aditya Ramesh, Gabriel Goh, Sandhini Agarwal, Girish Sastry, Amanda Askell, Pamela Mishkin, Jack Clark, et al. Learning transferable visual models from natural language supervision. In *International conference on machine learning*, pages 8748–8763. PMLR, 2021.
- Robin Rombach, Andreas Blattmann, Dominik Lorenz, Patrick Esser, and Björn Ommer. High-resolution image synthesis with latent diffusion models. In *Proceedings of the IEEE/CVF Conference on Computer Vision and Pattern Recognition*, pages 10684–10695, 2022.
- Jacob Steinhardt, Pang Wei W Koh, and Percy S Liang. Certified defenses for data poisoning attacks. *Advances in neural information processing systems*, 30, 2017.
- Ali Shafahi, W Ronny Huang, Mahyar Najibi, Octavian Suci, Christoph Studer, Tudor Dumitras, and Tom Goldstein. Poison frogs! targeted clean-label poisoning attacks on neural networks. *Advances in neural information processing systems*, 31, 2018.
- Xinyun Chen, Chang Liu, Bo Li, Kimberly Lu, and Dawn Song. Targeted backdoor attacks on deep learning systems using data poisoning. *arXiv preprint arXiv:1712.05526*, 2017.
- Jie Ren, Han Xu, Yuxuan Wan, Xingjun Ma, Lichao Sun, and Jiliang Tang. Transferable unlearnable examples. *arXiv preprint arXiv:2210.10114*, 2022.
- Mingchen Li, Mahdi Soltanolkotabi, and Samet Oymak. Gradient descent with early stopping is provably robust to label noise for overparameterized neural networks. In *International conference on artificial intelligence and statistics*, pages 4313–4324. PMLR, 2020a.
- Chen Zhu, W Ronny Huang, Hengduo Li, Gavin Taylor, Christoph Studer, and Tom Goldstein. Transferable clean-label poisoning attacks on deep neural nets. In *International Conference on Machine Learning*, pages 7614–7623. PMLR, 2019.
- Aniruddha Saha, Akshayvarun Subramanya, and Hamed Pirsiavash. Hidden trigger backdoor attacks. In *Proceedings of the AAAI conference on artificial intelligence*, volume 34, pages 11957–11965, 2020.
- Brandon Tran, Jerry Li, and Aleksander Madry. Spectral signatures in backdoor attacks. *Advances in neural information processing systems*, 31, 2018.
- Avi Schwarzschild, Micah Goldblum, Arjun Gupta, John P Dickerson, and Tom Goldstein. Just how toxic is data poisoning? a unified benchmark for backdoor and data poisoning attacks. In *International Conference on Machine Learning*, pages 9389–9398. PMLR, 2021.
- W Ronny Huang, Jonas Geiping, Liam Fowl, Gavin Taylor, and Tom Goldstein. Metapoisson: Practical general-purpose clean-label data poisoning. *Advances in Neural Information Processing Systems*, 33:12080–12091, 2020.
- Jonas Geiping, Liam Fowl, W Ronny Huang, Wojciech Czaja, Gavin Taylor, Michael Moeller, and Tom Goldstein. Witches’ brew: Industrial scale data poisoning via gradient matching. *arXiv preprint arXiv:2009.02276*, 2020.
- Hossein Souri, Liam Fowl, Rama Chellappa, Micah Goldblum, and Tom Goldstein. Sleeper agent: Scalable hidden trigger backdoors for neural networks trained from scratch. *Advances in Neural Information Processing Systems*, 35:19165–19178, 2022.
- Jonathan F Bard. *Practical bilevel optimization: algorithms and applications*, volume 30. Springer Science & Business Media, 2013.
- Benoît Colson, Patrice Marcotte, and Gilles Savard. An overview of bilevel optimization. *Annals of operations research*, 153:235–256, 2007.
- Daouda Sow, Kaiyi Ji, Ziwei Guan, and Yingbin Liang. A primal-dual approach to bilevel optimization with multiple inner minima, 2022.
- Risheng Liu, Pan Mu, Xiaoming Yuan, Shangzhi Zeng, and Jin Zhang. A generic first-order algorithmic framework for bi-level programming beyond lower-level singleton. In *International Conference on Machine Learning*, pages 6305–6315. PMLR, 2020.

- Junyi Li, Bin Gu, and Heng Huang. Improved bilevel model: Fast and optimal algorithm with theoretical guarantee. *arXiv preprint arXiv:2009.00690*, 2020b.
- Risheng Liu, Yaohua Liu, Shangzhi Zeng, and Jin Zhang. Towards gradient-based bilevel optimization with non-convex followers and beyond. *Advances in Neural Information Processing Systems*, 34: 8662–8675, 2021.
- Pierre Foret, Ariel Kleiner, Hossein Mobahi, and Behnam Neyshabur. Sharpness-aware minimization for efficiently improving generalization. *arXiv preprint arXiv:2010.01412*, 2020.
- Battista Biggio, Blaine Nelson, and Pavel Laskov. Poisoning attacks against support vector machines. *arXiv preprint arXiv:1206.6389*, 2012.
- Pang Wei Koh, Jacob Steinhardt, and Percy Liang. Stronger data poisoning attacks break data sanitization defenses. *Machine Learning*, pages 1–47, 2022.
- Fnu Suya, Saeed Mahloujifar, Anshuman Suri, David Evans, and Yuan Tian. Model-targeted poisoning attacks with provable convergence. In *International Conference on Machine Learning*, pages 10000–10010. PMLR, 2021.
- Amirreza Shaban, Ching-An Cheng, Nathan Hatch, and Byron Boots. Truncated back-propagation for bilevel optimization. In *The 22nd International Conference on Artificial Intelligence and Statistics*, pages 1723–1732. PMLR, 2019.
- Ankur Sinha, Pekka Malo, and Kalyanmoy Deb. A review on bilevel optimization: From classical to evolutionary approaches and applications. *IEEE Transactions on Evolutionary Computation*, 22(2):276–295, 2017.
- Dougal Maclaurin, David Duvenaud, and Ryan Adams. Gradient-based hyperparameter optimization through reversible learning. In *International conference on machine learning*, pages 2113–2122. PMLR, 2015.
- Luca Franceschi, Michele Donini, Paolo Frasconi, and Massimiliano Pontil. Forward and reverse gradient-based hyperparameter optimization. In *International Conference on Machine Learning*, pages 1165–1173. PMLR, 2017.
- Luca Franceschi, Paolo Frasconi, Saverio Salzo, Riccardo Grazi, and Massimiliano Pontil. Bilevel programming for hyperparameter optimization and meta-learning. In *International Conference on Machine Learning*, pages 1568–1577. PMLR, 2018.
- Anna Choromanska, Mikael Henaff, Michael Mathieu, Gérard Ben Arous, and Yann LeCun. The loss surfaces of multilayer networks. In *Artificial intelligence and statistics*, pages 192–204. PMLR, 2015.
- Nitish Shirish Keskar, Dheevatsa Mudigere, Jorge Nocedal, Mikhail Smelyanskiy, and Ping Tak Peter Tang. On large-batch training for deep learning: Generalization gap and sharp minima. *arXiv preprint arXiv:1609.04836*, 2016.
- Yiding Jiang, Behnam Neyshabur, Hossein Mobahi, Dilip Krishnan, and Samy Bengio. Fantastic generalization measures and where to find them. *arXiv preprint arXiv:1912.02178*, 2019.
- Behnam Neyshabur, Srinadh Bhojanapalli, David McAllester, and Nati Srebro. Exploring generalization in deep learning. *Advances in neural information processing systems*, 30, 2017a.
- Laurent Dinh, Razvan Pascanu, Samy Bengio, and Yoshua Bengio. Sharp minima can generalize for deep nets. In *International Conference on Machine Learning*, pages 1019–1028. PMLR, 2017.
- David A McAllester. Pac-bayesian model averaging. In *Proceedings of the twelfth annual conference on Computational learning theory*, pages 164–170, 1999.
- Gintare Karolina Dziugaite and Daniel M Roy. Computing nonvacuous generalization bounds for deep (stochastic) neural networks with many more parameters than training data. *arXiv preprint arXiv:1703.11008*, 2017.

- Behnam Neyshabur, Srinadh Bhojanapalli, and Nathan Srebro. A pac-bayesian approach to spectrally-normalized margin bounds for neural networks. *arXiv preprint arXiv:1707.09564*, 2017b.
- Sepp Hochreiter and Jürgen Schmidhuber. Flat minima. *Neural computation*, 9(1):1–42, 1997.
- Hossein Mobahi. Training recurrent neural networks by diffusion. *arXiv preprint arXiv:1601.04114*, 2016.
- Pavel Izmailov, Dmitrii Podoprikin, Timur Garipov, Dmitry Vetrov, and Andrew Gordon Wilson. Averaging weights leads to wider optima and better generalization. *arXiv preprint arXiv:1803.05407*, 2018.
- Pratik Chaudhari, Anna Choromanska, Stefano Soatto, Yann LeCun, Carlo Baldassi, Christian Borgs, Jennifer Chayes, Levent Sagun, and Riccardo Zecchina. Entropy-sgd: Biasing gradient descent into wide valleys. *Journal of Statistical Mechanics: Theory and Experiment*, 2019(12):124018, 2019.
- Maksym Andriushchenko and Nicolas Flammarion. Towards understanding sharpness-aware minimization, 2022.
- Kaiyue Wen, Tengyu Ma, and Zhiyuan Li. How does sharpness-aware minimization minimize sharpness?, 2023.
- Liam Fowl, Micah Goldblum, Ping-yeh Chiang, Jonas Geiping, Wojciech Czaja, and Tom Goldstein. Adversarial examples make strong poisons. *Advances in Neural Information Processing Systems*, 34:30339–30351, 2021.
- Hanxun Huang, Xingjun Ma, Sarah Monazam Erfani, James Bailey, and Yisen Wang. Unlearnable examples: Making personal data unexploitable. *arXiv preprint arXiv:2101.04898*, 2021.
- Luis Muñoz-González, Battista Biggio, Ambra Demontis, Andrea Paudice, Vasin Wongrassamee, Emil C Lupu, and Fabio Roli. Towards poisoning of deep learning algorithms with back-gradient optimization. In *Proceedings of the 10th ACM workshop on artificial intelligence and security*, pages 27–38, 2017.
- Hojjat Aghakhani, Dongyu Meng, Yu-Xiang Wang, Christopher Kruegel, and Giovanni Vigna. Bullseye polytope: A scalable clean-label poisoning attack with improved transferability. In *2021 IEEE European Symposium on Security and Privacy (EuroS&P)*, pages 159–178. IEEE, 2021.
- Ricardo Vilalta and Youssef Drissi. A perspective view and survey of meta-learning. *Artificial intelligence review*, 18:77–95, 2002.
- Alexander Turner, Dimitris Tsipras, and Aleksander Madry. Label-consistent backdoor attacks. *arXiv preprint arXiv:1912.02771*, 2019.
- Ian J Goodfellow, Jonathon Shlens, and Christian Szegedy. Explaining and harnessing adversarial examples. *arXiv preprint arXiv:1412.6572*, 2014.
- Da Yu, Huishuai Zhang, Wei Chen, Jian Yin, and Tie-Yan Liu. Availability attacks create shortcuts. In *Proceedings of the 28th ACM SIGKDD Conference on Knowledge Discovery and Data Mining*, pages 2367–2376, 2022.
- Pedro Sandoval-Segura, Vasu Singla, Jonas Geiping, Micah Goldblum, Tom Goldstein, and David Jacobs. Autoregressive perturbations for data poisoning. *Advances in Neural Information Processing Systems*, 35:27374–27386, 2022.
- Kaiming He, Xiangyu Zhang, Shaoqing Ren, and Jian Sun. Deep residual learning for image recognition. In *Proceedings of the IEEE conference on computer vision and pattern recognition*, pages 770–778, 2016.
- Terrance DeVries and Graham W Taylor. Improved regularization of convolutional neural networks with cutout. *arXiv preprint arXiv:1708.04552*, 2017.
- Hongyi Zhang, Moustapha Cisse, Yann N Dauphin, and David Lopez-Paz. mixup: Beyond empirical risk minimization. *arXiv preprint arXiv:1710.09412*, 2017.

- Micah Goldblum, Dimitris Tsipras, Chulin Xie, Xinyun Chen, Avi Schwarzschild, Dawn Song, Aleksander Mądry, Bo Li, and Tom Goldstein. Dataset security for machine learning: Data poisoning, backdoor attacks, and defenses. *IEEE Transactions on Pattern Analysis and Machine Intelligence*, 45(2):1563–1580, 2022.
- Huang Xiao, Battista Biggio, Gavin Brown, Giorgio Fumera, Claudia Eckert, and Fabio Roli. Is feature selection secure against training data poisoning? In *international conference on machine learning*, pages 1689–1698. PMLR, 2015.
- Shike Mei and Xiaojin Zhu. Using machine teaching to identify optimal training-set attacks on machine learners. In *Proceedings of the aaai conference on artificial intelligence*, volume 29, 2015.
- Baoyuan Wu, Hongrui Chen, Mingda Zhang, Zihao Zhu, Shaokui Wei, Danni Yuan, and Chao Shen. Backdoorbench: A comprehensive benchmark of backdoor learning. *Advances in Neural Information Processing Systems*, 35:10546–10559, 2022.
- Yiwei Lu, Gautam Kamath, and Yaoliang Yu. Indiscriminate data poisoning attacks on neural networks. *arXiv preprint arXiv:2204.09092*, 2022.
- Bingyin Zhao and Yingjie Lao. Clpa: Clean-label poisoning availability attacks using generative adversarial nets. In *Proceedings of the AAAI Conference on Artificial Intelligence*, volume 36, pages 9162–9170, 2022.

A Boarder Impact

Our research unveils a powerful attacking framework that has the potential to compromise security-critical systems in a stealthy manner. As machine learning models, particularly large models that require extensive training datasets, become increasingly prevalent and assume significant roles in various domains, the importance of clean training data cannot be overstated. It is imperative to prioritize the quality of data to ensure the success and reliability of these models. By shedding light on the potential dangers associated with this threat model, our study aims to raise awareness about the importance of data security. We hope that our findings will serve as a catalyst for the development of stronger defenses against data poisoning attacks. Safeguarding against these threats requires a proactive approach and increased vigilance to protect the integrity and robustness of machine learning systems.

B Discussion of Existing Data Poisoning Attacks.

In this section, we discuss the details of existing data poisoning attacks.

Targeted attacks. Targeted attacks insert poisons into the clean training aiming at misclassifying targets(samples or classes) as adversarial labels. Fundamentally, targeted attacks can be formulated as a bi-level optimization problem in Eq.4, which can be challenging especially for DNN because the inner problem has multiple minima. Some existing methods avoid solving it directly and apply heuristic approaches such as Feature Collision Attacks(i.e. Bullseye[Aghakhani et al., 2021], poison-frog[Shafahi et al., 2018]) which manipulate the representation of victims to mislead models classify them as adversarial labels. These methods are well-suited for the transfer learning setting[Goldblum et al., 2022], where a model is pre-trained on clean data and fine-tuned on a smaller poisoned dataset. However, this brings a natural drawback in that its poisoning effect is only kept for one surrogate model(the pre-trained model), thus these methods can hardly work for the retrain-from-scratch scenario as the retrained model can be very different from the surrogate model. Another line of work tries to handle the bi-level optimization problem directly. For linear or convex models, the inner problem typically exhibits a single minimum. As a result, several methods such as those proposed by[Biggio et al., 2012, Xiao et al., 2015] have been developed to successfully achieve the malicious objective. Theoretical analyses, such as the work by[Mei and Zhu, 2015], have provided guarantees in these cases. However, these methods become ineffective for DNN. [Muñoz-González et al., 2017] applies a method called “back-gradient descent” in which the inner problem is approximately solved using several steps of gradient descent, and the gradient-descent for the outer is conducted by back-propagating through the inner minimization routine. This method is both time and memory-consuming, thus impractical for models with multiple layers. MetaPoison[Huang et al., 2020] draws inspiration from [Franceschi et al., 2018, Shaban et al., 2019] and unrolling the training pipeline of inner. They also apply “ensembling” and “network re-initialization” to avoid overfitting to one single surrogate model and try to preserve the poisoning effect during re-training. However, the success of this unrolling still requires single minima assumption[Liu et al., 2020], leading to less effectiveness as shown in the empirical results. Grad-Match[Geiping et al., 2020] leverages a “gradient alignment” technique to solve the problem in Eq.4 and applies “poison re-initialization” to select better poisons, but there still exists space for improvement as the formulation does not capture the nature of inner multiple minima well[Sow et al., 2022]. This is the reason why we rethink the formulation of targeted attacks and design a new objective in Eq.6.

Backdoor attacks. Backdoor attacks aim at inserting triggers into training samples and testing samples, such that triggered inputs will be misclassified. Note that there exist many types of backdoor attacks[Wu et al., 2022] with regard to factors of backdoor, such as attacker’s capability(training controllable or not), characteristics of triggers(visibility, etc). In Eq.5, we focus on so-called *hidden-trigger clean-label* backdoor attacks, meaning attackers insert poisoned samples rather than triggers into the training data, and testing inputs attached with a trigger will be misclassified. Hidden-trigger[Saha et al., 2020] generates poisoned images carrying information about triggered source images and confuses the model during fine-tuning. Clean-label[Turner et al., 2019] leverages adversarial perturbations to cause a successful backdoored effect. However, both methods can hardly succeed in the retrain-from-scratch scenario, as Hidden-trigger is designed for transferring learning and Clean-label needs to control the retraining process. Sleeper Agent[Souri et al., 2022] incorporates the gradient matching technique to solve the problem in Eq.5, and considers “model restarts” to adaptively update the model during the generation of poisons, but it can only cover a few models and limits its effectiveness. Our SAPA utilizes the sharpness objective to capture the nature of multiple-inner-minima, and is shown to better preserve the poisoning effect during retraining.

Un-targeted attacks. Un-targeted attacks insert poisons into the clean training and the goal is to degrade the overall accuracy over the clean testing. Generally, it can be formulated as a bi-level optimization problem in Eq.3. Early works[Biggio et al., 2012, Steinhardt et al., 2017, Koh et al., 2022] primarily focused on simple models with desirable properties like linearity and convexity. In these cases, the inner problem typically possesses a unique solution, and these methods demonstrate effective performance. Theoretical analysis[Steinhardt et al., 2017, Suya et al., 2021] have been carried out to establish the feasibility of untargeted attacks on such simple models. Nevertheless, the presence of non-convexity and multiple minima within the inner problem poses significant challenges for untargeted attacks on DNN models. [Muñoz-González et al., 2017] applies “back-gradient descent”, which is expensive and infeasible for complex models. [Lu et al., 2022] borrows ideas from Stackelberg games and applies so-called “total gradient descent ascent” techniques to generate poison samples one by one. However, they can hardly preserve poisoning effects after retraining and have a subtle influence on clean testing. CLPA[Zhao and Lao, 2022] takes advantage of ‘naturally poisoned data’ which refers to the wrongly predicted samples by the clean model and generates them using GAN. Nevertheless, this method can only be applied for transferring learning as it relies on the clean model and suffers from the multiple-inner-minima problem. MetaPoison[Huang et al., 2020] tries to handle the multiple-inner-minima problem using ensembling and re-initialization, but the performance is not very satisfactory. Error-max[Fowl et al., 2021] solves the problem in Eq.3 by leveraging adversarial examples, and Error-min[Huang et al., 2021] inserts perturbations to build a relationship between labels and perturbations. These two methods only involve one surrogate model and can be improved through our proposed method. There also exists another line of work that generate perturbations without access to model or datasets, such as Synthetic Perturbations[Yu et al., 2022] and Autoregressive Perturbations[Sandoval-Segura et al., 2022]. Though they do not solve the optimization problem directly and do not have the multiple-inner-minima problem, their application may be limited to specific settings(such as un-targeted attacks and CNN models), and not as general as ours.

C Implementation Details of All SAPA Methods

In this subsection, we provide details of the implementation of SAPA methods.

C.1 Targeted attacks

As introduced in Section.4.1, we solve the optimization problem in Eq.9 using Gradient Matching. To be more specific, we randomly choose one or a few target samples from a victim class(in testing) as the victim set D_T . At the same time, we randomly choose a percentage of samples D_p from the training to be modified in the algorithm, and the percentage is referred to as *poisoning ratio*. The attacking goal is to make the model trained on $D_{tr} + D_p$ misclassify samples in D_T as a pre-specified adversarial class(different from the true class). To ensure the imperceptibility of poisons, we rigorously control the *poisoning ratio* and *perturbation budget*(L_∞ norm of the perturbation) and in our experiments, we consider the ratio of 1%, 0.2% and budget of $16/255, 8/255, 4/255$.

Given a pre-trained clean model, we first randomly initialize the perturbation for D_p , and during each optimization step, we compute the gradient of the sharpness-aware objective using Eq.12 and do one step gradient descent to minimize the similarity loss defined in Eq.10. Similar to [Geiping et al., 2020], we also adopt the *poison re-initialization* technique, and after M optimization steps, we re-initialize the perturbations and redo M optimization steps. At last, perturbations leading to the smallest similarity loss will be chosen to be added to D_{tr} . The detailed algorithm is shown in Algorithm.1.

After the generation of poisons, we retrain the model from scratch via SGD for 160 epochs with an initial learning of 0.1 and decay by 0.1 at epochs 80,120. After training, we evaluate the prediction on targets D_T . For the single-target case, only predicting the target as the adversarial label is considered a success, and we sample 10 random poison-target cases as one trial, for which the average success rate over 10 cases is referred to as the success rate for this trial. For each setting(poisoning ratio and perturbation budget), we do 50 trials and report the average success rate. For the multi-target case, we randomly choose a few targets, 4 or 8 in our experiments, and the average accuracy of predicting targets as adversarial labels is referred to as the success rate of one experiment. We also repeat experiments 50 times and report the average success rate.

Algorithm 1: SAPA in Targeted Attacks

Input : Pre-trained model $f(\cdot; \theta^*)$ on the clean training set D_{tr} ; a victim set D_T ; number of restarts R ; optimization step M .

```
for  $r$  in  $1, \dots, R$  do
  Randomly initialize the poisoning samples  $D_p^r$ 
  for  $m = 1, \dots, M$  do
    1. Compute the gradient  $\nabla_{\theta} Q^S(\theta^*; D_T)$  using Eq.12
    2. Update  $D_p^r$  in Eq.10 with one-step gradient descent
  end
end
```

Output : The best poisoning set D_p^r among $\{D_p^r\}_{r=1}^R$ which is achieve the highest for Eq. 10.

C.2 Backdoor attacks

Similar to the targeted attack, we leverage the Gradient Matching method. To be more specific, we randomly choose a victim class and an objective class. Then we randomly sample the victim set D_T from the victim class and select D_p from the objective class to be modified in the algorithm. Note that both D_T and D_p are sampled from the training data. The attacking goal is to make the model retrained on $D_{tr} + D_p$ misclassify images from the victim class(in testing) which are attached with a pre-specified trigger as the objective class. We also restrict the *poisoning ratio* to be 1% and the perturbation budget is bounded by $16/255, 8/255$.

Given a pre-trained clean model, we first randomly initialize the perturbations for D_p , and during each optimization step, we compute the gradient in Eq.12, but different from targeted attacks, in Eq.12 D_T are attached with the trigger which will be used to backdoor images in the testing. Then we do one-step gradient descent to minimize the similarity loss defined in Eq.10. Similar to [Souri et al., 2022], we also adopt the *model restart* technique. After optimizing for R steps, we retrain the model f on poisoned training data $D_{tr} + D_p$, and then continue optimizing perturbations on the updated model. The detailed algorithm is shown in Algorithm.2.

After the generation, we retrain the model from scratch via SGD for 160 epochs with an initial learning of 0.1 and decay by 0.1 at epochs 80,120. After that, we evaluate the prediction of triggered images from the entire victim class in the testing. The average accuracy of predicting triggered images as the adversarial label is referred to as the success rate. We repeat experiments 50 times and report the average accuracy as the final results. We conduct experiments on multiple datasets including CIFAR10, CIFAR100 and SVHN, along with multiple victim models including ResNet18, ResNet50 and VGG11.

Algorithm 2: SAPA in Backdoor Attacks

Input : Pre-trained model $f(\cdot; \theta^*)$ on the clean training set D_{tr} ; a victim set D_T ; retraining factor R ; optimization step M .

```
Randomly initialize the poisoning samples  $D_p$ 
for  $m = 1, \dots, M$  do
  1. Compute the gradient  $\nabla_{\theta} Q^S(\theta^*; D_T)$  using Eq.12
  2. Update  $D_p$  with one step gradient descent
  if  $m \bmod \lfloor M/(R+1) \rfloor = 0$  and  $m \neq M$  then
    Retrain  $f$  on poisoned training  $D_{tr} + D_p$  and update  $\theta^*$ 
  end
end
```

Output : Poisoning set D_p

C.3 Un-targeted attacks

We implement SAPA based on two existing methods: Error-min[Huang et al., 2021] and Error-max[Fowl et al., 2021].

Error-min+SAPA. We first randomly initialize the perturbations $D_p = \{\delta_i\}_{i=1}^n$, and then solve the optimization problem in Eq.14 via projected gradient descent(PGD) as follows:

$$x'_{i,t+1} = \Pi_\epsilon(x'_{i,t} - \alpha \cdot \text{sign}(\nabla_x l^S(f(x'_{i,t}; \theta), y_i))) \quad (15)$$

where $l^S(f(x; \theta), y) = \max_{\|v\|_p \leq \rho} l(f(x; \theta + v), y)$ and $x'_{i,t} = x_i + \delta_{i,t}$ denoting perturbed x_i at t_{th} step in PGD, Π_ϵ is the projection function that clips the perturbation back to a ϵ -ball(L_∞ -norm). Note that we restrict the perturbation size to $\epsilon = 8/255$ to ensure the imperceptible. In order to obtain the gradient in Eq.15, we also use the first-order approximation similar to Eq.12:

$$\nabla_x l^S(f(x'_{i,t}; \theta), y_i) \approx \nabla_x l(f(x'_{i,t}; \theta + \hat{v}), y_i) \quad (16)$$

where $\hat{v} = \rho \cdot \text{sign}\left(\nabla_{\theta} l(f(x'_{i,t}; \theta), y_i)\right) |\nabla_{\theta} l(f(x'_{i,t}; \theta), y_i)|^{q-1} (\|\nabla_{\theta} l(f(x'_{i,t}; \theta), y_i)\|_q^q)^{1/p}$. For each epoch, we first update perturbations D_p for T PGD steps, and then update the model parameter θ on the perturbed training $D_{tr} + D_p$ for M steps. The detailed algorithm is shown in Algorithm.3. In our experiments, we set $T = 20$, $M = 10$, $\alpha = \epsilon/10$ and $E = 100$.

Algorithm 3: Error-min+SAPA

Input : Pre-trained clean network $f(\cdot; \theta)$; clean training set $\{(x_i, y_i)\}_{i=1}^n$; perturbation bound ϵ ;
PGD step T ; inner optimization step M ; epochs E .

Output : Sample-wise perturbation $D_p = \{\delta_i\}_{i=1}^n$
Randomly initialize perturbation $\{\delta_i\}_{i=1}^n$

for epoch in 1, ..., E **do**

 Initialize $x_i^0 = x_i + \delta_i$

for $t = 1, \dots, T$ steps **do**

 | Compute x_i^t following Eq.15

end

 Update $\delta_i = x_i^T - x_i$

for m in 1, ..., M **do**

 | Update θ via minimizing $L(\theta; D_{tr} + D_p)$

end

end

Error-max+SAPA. Different from Error-min, Error-max is used to solve the optimization in Eq.3. Thus SAPA+Error-max focuses on the sharpness-aware objective as follows:

$$\max_{\{\delta_i\}_{i=1, \dots, n}} \left[\max_{\|v\| \leq \rho} \sum_{(x_i, y_i) \in D_{tr}} l(f(x_i + \delta_i; \theta^* + v), y_i) \right]$$

where θ^* denote a model trained on clean data and is fixed during poison generation. We also solve this optimization problem using PGD as follows:

$$x'_{i,t+1} = \Pi_\epsilon(x'_{i,t} + \alpha \cdot \text{sign}(\nabla_x l^S(f(x'_{i,t}; \theta^*), y_i))) \quad (17)$$

where notations are the same as in the previous paragraph, and the estimation of gradients is in Eq.16. When generating the perturbations, we first pre-train the model for 40 epochs, and then update the perturbation via PGD for 250 steps and the step size $\alpha = \epsilon/10$. The detailed algorithm is Algorithm.4. After generating perturbations via either SAPA+Error-min or SAPA+Error-max, we retrain the model on poisoned training via SGD for 160 epochs with an initial learning of 0.1 and decay by 0.1 at epochs 80,120. Then we evaluate the prediction of clean testing and report the average accuracy. Our experiment is conducted on multiple datasets including CIFAR10, CIFAR100, SVHN, along with multiple victim models including ResNet18 and ResNet50.

Algorithm 4: Error-max+SAPA

Input : Network $f(\cdot; \theta)$; clean training set $\{(x_i, y_i)\}_{i=1}^n$; perturbation bound ϵ ; PGD step T ; pre-train steps R .

Output : Sample-wise perturbation $D_p = \{\delta_i\}_{i=1}^n$

for r in $1, \dots, R$ **do**

 | Update θ via minimizing $L(\theta; D_{tr})$

end

Randomly initialize perturbation $\{\delta_i\}_{i=1}^n$

Initialize $x_i^0 = x_i + \delta_i$

for $t = 1, \dots, T$ PGD steps **do**

 | Compute x_i^t following Eq.17

end

Update $\delta_i = x_i^T - x_i$

D Additional Experiments

In this section, we provide experiments on the additional dataset, SVHN, to further illustrate the advantage of our method. All the experiments are conducted following the same procedure as in Section.5, while some details are different. For un-targeted attacks, we repeat all experiments on SVHN. For targeted attacks, we conduct on the ‘‘Single-Victim’’ case and omit baselines Poison-Frog and Bulleyes because they do not perform well under the train-from-scratch setting. For backdoor attacks, we also omit baselines Clean-label and Hidden-trigger which do not perform well.

Performance comparison. Results of un-targeted attacks are shown in Table.7. Similar to results on CIFAR10 and CIFAR100, our method outperforms nearly all baselines under all settings. Results of targeted attacks are shown in Table.8. Our method outperforms all baselines significantly especially for smaller budget sizes and poison ratios. Results of backdoor attacks are shown in Table.9. Our method has better performance than baselines under all settings.

Table 7: Test Accuracy of Models Trained on Poisoned Datasets via Un-targeted Attacks.

	SVHN					
	ResNet18			ResNet50		
	100%	80%	50%	100%	80%	50%
Clean*	96.0	96.0	96.0	95.9	95.9	95.9
Separable	8.3	92.5	94.3	7.8	90.9	93.1
Autoregressive.	7.2	89.5	92.5	7.1	89.1	91.2
Error-Max	5.3	92.9	93.4	5.7	92.5	93.7
Error-Max+SAPA	4.7	92.3	92.6	5.1	91.8	92.1
Error-Min	13.8	92.8	95.3	13.7	91.3	94.2
Error-Min+SAPA	10.2	91.7	93.1	11.4	90.4	91.8

Table 8: Success Rate under the ‘‘Single-Victim’’ Setting in Targeted Attacks.

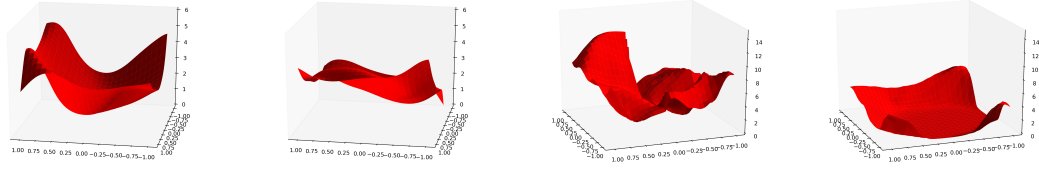
		16/255		8/255		4/255	
		$\epsilon = 1\%$	$\epsilon = 0.2\%$	$\epsilon = 1\%$	$\epsilon = 0.2\%$	$\epsilon = 1\%$	$\epsilon = 0.2\%$
SVHN	Meta-Poison	52.1	28.7	35.3	21.9	23.8	11.2
	Grad-Match	62.6	37.4	44.2	25.7	31.3	17.4
	SAPA	71.2	48.5	55.7	38.2	42.1	23.3

Table 9: Success Rate in Backdoor Attacks on SVHN

	ResNet18		ResNet50		VGG11	
	16/255	8/255	16/255	8/255	16/255	8/255
Sleeper Agent	92.3	42.6	91.6	34.8	86.2	38.1
SAPA-backdoor	97.5	58.3	95.4	44.1	91.4	43.7

E Additional visualization of loss landscape.

We provide the visualization of the loss landscape for targeted and backdoor attacks to further illustrate that our method can indeed minimize the sharpness. For both attacks, losses are computed



(a) Backdoor(SleeperAgent) (b) Backdoor(SAPA) (c) Targeted(Grad-Match) (d) Targeted(SAPA)

Figure 3: Visualization of loss landscape for Backdoor and Targeted attacks.

on the victim set D_T , and we visualize on CIFAR10 and ResNet18 with perturbation size $16/255$ and poison ratio 1%. Visualizations are shown in Figure.3. It is obvious that our method can achieve a smoother loss landscape.