

Using Natural Language Explanations to Rescale Human Judgments

Manya Wadhwa

Jifan Chen

Junyi Jessy Li

Greg Durrett

The University of Texas at Austin
 manya.wadhwa@utexas.edu

Abstract

The rise of large language models (LLMs) has brought a critical need for high-quality human-labeled data, particularly for processes like human feedback and evaluation. A common practice is to label data via consensus annotation over the judgments of multiple crowdworkers. However, different annotators may have different interpretations of labeling schemes unless given extensive training, and for subjective NLP tasks, even trained expert annotators can diverge heavily. We show that these nuances can be captured by high quality *natural language explanations*, and propose a method to rescale ordinal annotation in the presence of disagreement using LLMs. Specifically, we feed Likert ratings and corresponding natural language explanations into an LLM and prompt it to produce a numeric score. This score should reflect the underlying assessment of the example by the annotator. The presence of explanations allows the LLM to homogenize ratings across annotators in spite of scale usage differences. We explore our technique in the context of a document-grounded question answering task on which large language models achieve near-human performance. Among questions where annotators identify incompleteness in the answers, our rescaling improves correlation between nearly all annotator pairs, improving pairwise correlation on these examples by an average of 0.2 Kendall’s tau.¹

1 Introduction

The role of human judgments in NLP research has shifted over the past decade. Earlier crowdsourcing work on simple labeling tasks was mostly concerned with capturing annotator bias with item-response models (Dawid and Skene, 1979; Smyth et al., 1994), especially to learn annotator quality (Hovy et al., 2013). As the ambit of tasks has expanded to include more sophisticated downstream

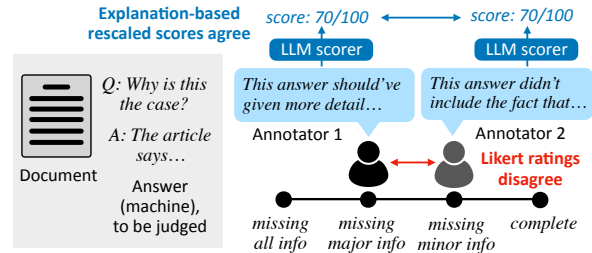


Figure 1: Overview of our proposed method. By feeding explanations that annotators write into an LLM, we can rescale their Likert judgments on a 100-point scale and improve agreement.

tasks, taking into account subjectivity (and thus, inherent disagreement) in annotated data has surfaced as a key direction for the NLP community (Plank, 2022; Uma et al., 2021; Basile et al., 2021). This research spans applications including sentiment analysis (Kenyon-Dean et al., 2018), hate speech detection (Akhtar et al., 2020), natural language inference (Pavlick and Kwiatkowski, 2019; Chen et al., 2020; Nie et al., 2020), question answering (Min et al., 2020; Ko et al., 2022), intent classification (Ferracane et al., 2021), and event veridicality assessment (De Marneffe et al., 2012).

This subjectivity is coupled with a rise in model performance due to the growth of large language models (Brown et al., 2020; Ouyang et al., 2022, LLMs), which have triggered a shift in tasks like news summarization where models can no longer reliably be judged by automatic metrics (Goyal et al., 2022a) and achieve near-human performance (Zhang et al., 2023). This high performance makes it harder than ever to annotate model outputs for errors (Saunders et al., 2022; Dou et al., 2022; Goyal et al., 2022b; Liu et al., 2023), an important task as models are deployed in high-stake scenarios. Suppose that a system makes errors 10% of a time, but two random annotators will disagree about 20% of its outputs due to inherent subjectivity; how can we distinguish the signal from the noise?

¹Data available at https://github.com/ManyaWadhwa/explanation_based_rescaling

LOS ANGELES - Sifting through observations from tens of thousands of distant stars, astronomers say they have discovered the first definitive Earth-size planet that orbits in a habitable zone where water could exist in liquid form - a necessary condition for life as we know it.

Experts don't know if the planet, described in Friday's edition of the journal *Science*, actually has water or a protective atmosphere. They don't even know its mass. But they said the landmark discovery raises the distinct possibility that a bumper crop of Earth-like planets is waiting to be found much closer to home, including around temperamental stars that until recently were considered inhospitable to life.

'This is really a tip-of-the-iceberg discovery,' said study co-author Jason Rowe, an astronomer at the SETI Institute in Mountain View, Calif., who spent a year analyzing data gathered by NASA's Kepler Space Telescope. [...]

Scientists have argued that M-dwarf stars may not be particularly hospitable places for life, since they tend to emit more flares and damaging radiation than G-type stars like our sun.

[...]

But Kepler-186f appears to sit out of harm's way because it's at the outer edge of its habitable zone. As a result, it highlights the diversity of habitable planets, expanding the definition beyond worlds circling Earth-like stars. 'I believe that planets are very diverse and a whole range of them could be habitable,' said Sara Seager, an astrophysicist at the Massachusetts Institute of Technology who was not involved in the study

Question: how long will it take to find out if the possible planets will support life?

Answer: The article does not provide a specific timeline for determining if the possible planets can support life. However, it does mention that future NASA missions like the James Webb Space Telescope will enable scientists to determine which planets have the strongest signs of water and life-friendly atmospheres. The telescope is currently scheduled to be launched on October 31, 2021.

Label: The response misses a lot of information from the document

Explanation: The Exoplanet survey satellite that will do the search is set for launch in 2017

Score: 0

Label: The response is missing some information from the document

Explanation: The article does not mention the date of the telescope launch

Score: 0

Label: The response is complete

Explanation: The answer fits with the theme of the article, but also includes some outside information

Score: 100

Label: The response is complete

Explanation: The first sentence answer the question, correctly relaying that the info needed to answer the question is not given. The info which follows in the answer is either not supported by the document (final sentence) or beyond the question's scope (second sentence)

Score: 0

Label: The response misses all information from the document

Explanation: The article does not mention the date of the telescope launch

Score: 0

Figure 2: Example from our dataset where annotators were asked to evaluate a question-answer pair on a Likert scale as well as give explanations for their judgments. While the crowdworkers differ in their judgments, their explanations show they were looking at the same factor, that the system includes a date not from the article.

We argue, and empirically show, that **natural language explanations** play a key role in handling subjectivity and disagreements. While prior work demonstrated that natural language explanations can improve annotation quality (Alonso, 2013) and aid adjudication (Filighera et al., 2022), we show that they can further be used to automatically *rescale* human judgments. In this paper, we propose a method for post-hoc improving the alignment of Likert scale judgments between annotators. First, at annotation time, we collect natural language explanations of each judgment. Then, we use an LLM in a zero-shot fashion to map the Likert judgment plus explanation to a 0-100 scale, as shown in Figure 1. This method rescales annotations across annotators post-hoc: Figure 2 shows an example where two annotators chose different Likert judgments for information completeness, but the explanations show they were looking at the same factor, missing names. This rescaling process can bring their scores into alignment based on the severity of the comments rather than just the Likert ratings themselves. LLMs have been shown to do this kind of numeric rating reliably (Kocmi and Federmann, 2023); the process we propose is made possible only by the strong zero-shot capabilities of these models.

The task we consider here as our case study is document-grounded, non-factoid question an-

swering using LLMs. We use annotated high-level questions (targeting semantic and discourse understanding) from the INQUISITIVE (Ko et al., 2020) dataset, while also supplementing these with freshly collected questions from geographically diverse text sources. We collect outputs from several LLMs, then annotate these chiefly for *answer completeness*, with workers rating each answer on a categorical scale and providing an explanation of their response. Through annotator recruitment and filtering, we identified a subset of crowdworkers who were attentive to the task and coherent in explaining their reasoning, yet still had natural differences in opinion.

We evaluate our approach on whether it improves correlation between annotators. Our rescaling improves correlation between annotator pairs on average, particularly when we consider low-quality cases (flagged by one annotator as incomplete). We further show that providing both the label and feedback along with the base article improves annotation rescaling.

Our main contributions are: (1) A method for rescaling Likert judgments with explanations using LLMs. (2) A dataset of document-grounded questions from several strong systems (GPT-3 and GPT-4), consisting of 12.5k human judgments on answer completeness and correctness.

2 Background and Task Desiderata

Motivating Example Figure 2 shows a motivating example for our approach on our document-grounded QA task. Given an article and a question, we have used an LLM to generate a freeform answer. These questions are complex and open-ended, making abstractive generation the best answering strategy. The first thing we remark on is that the answer to the question is of high quality, despite the question being slightly ambiguous. **Our approach is targeted towards tasks where models are performing at a near-human level.**

We then have five crowd judgments about the answer to this question. They disagree about whether the question is missing major or missing minor information. For this task, it would be difficult to specify concrete enough annotation guidelines at this level of granularity. However, their explanations call out the same relevant feature of the answer, which is that the date stated in the answer does not appear in the article. **Our approach accounts for subjectivity but assumes that there is an underlying ground truth answer which annotators are likely to identify.**

An LLM can judge the provided labels and explanation, simultaneously giving finer-grained information (ratings from 0-100) and improving agreement. We describe our method for this in Section 5.

Need for new data To carry out our experiments we need datasets that contain human judgments accompanied by informative, well-formed natural language explanations, where the underlying task satisfies the two properties bolded above (strong model performance, and the right amount of subjectivity). The task also cannot be cognitively overwhelming in order for us to obtain a sizable pool of examples and annotators. We found three datasets that are relevant but they are not compatible with the characteristics above. SQuALITY (Wang et al., 2022a) includes evaluation of both human and model summaries by other humans. However, this task is very demanding due to the long document length, and we found that the feedback provided in the existing dataset is short and underspecified.

Saunders et al. (2022) also have a dataset with human critiques of topic summaries. However, the evaluation criteria are defined loosely, thus the critiques in these cases are highly subjective. There is also little multiply-annotated data for us to reliably perform analysis on the effect of our rescaling

methods. Finally, Filighera et al. (2022) releases a dataset for short answer grading with explanations; however their data does not contain annotator information.

3 Data Collection

We study human judgments and critiques for non-factoid, document-grounded question answering. We focus on judgments of information completeness, i.e., whether machine-generated answers contain all key pieces of information from a document.

The task we choose in this paper is a “curiosity-driven” question answering task grounded in news articles, INQUISITIVE (Ko et al., 2020). This task is appropriate for our study following the desiderata in Section 2. First, the questions target high-level comprehension of text, making the answers complex with information distributed across multiple sentences, so they are not solvable by SQuAD-style models (Ko et al., 2022). Second, they strike what we consider to be a representative balance between subjectivity and objectivity. There are divergent opinions about how much information should be included, but because the answers are grounded in the article, it is relatively easy to judge if key information is missing. This contrasts with other long-form question answering tasks like ELI5 (Fan et al., 2019), where the lack of grounding makes it difficult to judge information completeness and requires subject matter experts for each question (Xu et al., 2023).

3.1 Question Dataset

Each data instance consists of an article $D = (s_1, \dots, s_n)$ consisting of n sentences. We have m questions associated with the article $Q = ((q_1, k_1), \dots, (q_m, k_m))$, where each question (q_i, k_i) consists of a string question q_i and a sentence index k_i that the question is anchored to in the article. Therefore, one QA instance is a tuple (D, q_i, k_i) .

We use two sources of data for this task. First, we use the questions collected in the INQUISITIVE dataset. Second, following the annotation guidelines from INQUISITIVE, a linguistics student annotated questions on articles focuses on latest news events and non-western geographic entities (Hong Kong, Singapore, and India). This reduces leakage about notable prior news events and even specific news articles for the LLMs in question. A summary of the two splits is given in Table 1. All articles,

Property	INQUISITIVE	Extended
num articles	58	20
avg sentences per article	37.06	34.60
num questions	351	225
avg tokens per question	8.31	10.82

Table 1: Dataset properties for two splits (questions taken from INQUISITIVE and our extended set) in INQUISITIVE-BROAD.

QA System	Property	Dataset Answered	Avg Answer Length (tokens)
text-davinci	not instruct tuned	INQUISITIVE BROAD	27.65
text-davinci-003	instruct tuned	INQUISITIVE BROAD	48.61
GPT-4	instruct tuned + RLHF	INQUISITIVE BROAD	48.54
EXPERT human	-	INQUISITIVE EXTENDED	50.40

Table 2: QA systems used to answer INQUISITIVE-BROAD (and splits).

questions and answers are in English.

Overall, our set of questions contain a mixture of causal questions (e.g., *why are they now liberalizing bank laws?*), procedural/elaboration questions (e.g., *how will the exceptions to the verification concept be taken care of?*), background information questions (e.g., *what is the main focus of this movement?*), and instantiation questions (e.g., *which groups were the human rights activists working on behalf of?*) (Ko et al., 2020), all of which require discourse-level processes and reasoning.

We call our dataset INQUISITIVE-BROAD. See Appendix C for examples of articles for the task.

3.2 Answer collection

We use three off-the-shelf LLMs to answer questions from the question dataset mentioned in Section 3.1. We also work with two human experts to answer questions. These systems are summarized in Table 2. See Appendix A for prompts used for getting answers to INQUISITIVE-BROAD.

4 Human Evaluation of QA pairs

Using Mechanical Turk, we enlist 8 qualified crowdworkers to collect human evaluation of the question-answer pairs in our dataset. Each instance

is evaluated by 5 crowdworkers. The study leads to a dataset of 12.5k annotations consisting of discrete labels along with explanations.

To ensure high-quality annotations, we first invited 20 crowdworkers to do four rounds of qualification. These crowdworkers come from an existing pool of high-quality workers who have previously done tasks for the authors. The qualification submissions were manually reviewed and were aimed at evaluating the crowdworkers comprehension and execution of the task. Their annotations were monitored and feedback was communicated throughout the task. Appendix D describes our process of recruiting and qualifying these crowdworkers in more detail.

Despite disagreements in annotations that we will see, we have substantial evidence, as well as 3rd party validation (Section 4.2), that these crowdworkers are attentive to the task and labeling high-quality data.

Each crowdworker was given the article, question, and answer, and was asked to evaluate the answer on the following two attributes:

1. *Completeness*: crowdworkers were asked to choose on a Likert scale the amount of information missing in the answer with respect to all relevant information present in the document. Four options were given: (1) the answer is *complete*; (2) the answer is *missing minor* information; (3) the answer is *missing major* information (4) the answer is *missing all* information
2. *Correctness*: crowdworkers were asked to mark if the information in the answer is faithful to the information present in the document.

Detailed instructions along with screenshots of the interface are given in Section D.

We found that for document-grounded QA tasks, modern LLMs tend to give correct information, unless the information is not in the document, in which case they hallucinate in the form of speculation (Shaib et al., 2023). For this reason, we mostly focus our analysis on the *completeness* attribute of evaluation.

4.1 Dataset Statistics

Table 3 shows the un-aggregated % of labels in each category for INQUISITIVE-BROAD. The distribution is highly skewed towards the *complete* label.

	Missing All	Missing Major	Missing Minor	Complete
All Systems	18	4	11	67
text-davinci	50	7	10	33
text-davinci-003	8	3	12	77
GPT-4	8	3	8	81
EXPERT-HUMAN	11	8	11	70

Table 3: Unaggregated % of labels in each category for three QA systems & expert humans.

Table 3 also shows the distribution of labels for different QA systems being evaluated. Together, these show the challenges of judging the outputs of these systems. They are performing at a human level according to these annotators and make relatively infrequent mistakes.

4.2 Quality of the Explanations

All but 7 of our 12.5K data points contain explanations. In order to assess the quality of explanations we had a human expert (an independent judge not involved in this work) look at a sizable sample of explanations for each annotator in our dataset and mark if they agree with the explanations. Specifically, the expert judge had access to the article and the QA instance, as well as the natural language explanation of the annotator;² the judge studies whether the explanations reflect sound underlying reasoning of the answer.

We sampled 80 explanations per annotator, equally split across the four categorical labels. Overall, our expert judge agrees with 87% of the explanations. Table 4 presents percentage of explanations with which our judge agreed for each annotator.

Notable sources of disagreement were 1) instead of critiquing the answer, annotators wrote the “correct” answers instead; 2) politically contested topics that led to the reasoning in explanations not being supported by the document; 3) differences (between the judge and the annotator) in reading of the question and differences in inference from what was provided in the document.

Figure 3 displays explanations provided by annotators to justify their rating decision. Explanations differ in style among annotators, some being highly specific in their reasoning and referring to informa-

²The judge did not see annotators’ Likert ratings to the QA instances, as that will likely shift their focus to the more subjective question of “whether the explanation justify the rating”.

WorkerID	0	1	2	3	4	5	6	7
% Quality agreement	87	90	94	81	93	86	94	74

Table 4: Human evaluation of explanations to gauge worker quality.

Worker ID	missing all	missing major	missing minor	complete
0	5%	8%	18%	69%
1	22%	10%	25%	43%
6	32%	5%	15%	48%

Table 5: Distribution of labels for three annotators for the Inquisitive question set with *davinci-003* answers. Worker 0 is more lenient whereas workers 1 and 6 are more strict.

tion in the article. On the other hand, there are explanations that are less specific but still effectively convey the intended meaning.

4.3 Human Label Variation

We also measure inter-annotator agreement across the discrete ratings. If we collapse to two classes, complete vs. not, the Fleiss Kappa value is 0.328. Kendall’s Tau(b) correlations for complete vs. not, and across all 4 labels, are 0.301 and 0.175, respectively. This “fair” agreement, in the presence of high-quality natural language explanations, indicates(that our task instills genuine subjectivity among annotators. Table 5 shows the distribution of labels across 3 annotators out of 8 for the INQUISITIVE dataset that was answered by *davinci-003*. Worker 0 is more lenient in their categorization whereas workers 1 and 6 are more strict.

Despite label variation, if we compare the natural language explanations given by annotators for their decisions, we see a lot of similarities. Figure 3 gives examples of certain annotation pairs that differ in their label decision but agree on details in their explanations. Our method will bring their judgments more in alignment (“EB score” column).

5 Rescaling Methodology

Having established the inherent quality yet disagreement between our annotations, we now want to rescale ratings between annotators to address the disagreement shown in Table 5.

Formalization Assume we have a collection of items x_1, \dots, x_n which are being rated by annotators a_1, \dots, a_m in a sparse manner i.e., not every annotator rates every item. Each annotator assigns

Annotator A			Annotator B		
Class Label	Explanation	EB Score	Class Label	Explanation	EB Score
Missing All	There is nothing in the document detailing the struggles of the Sacramento Kings. None of the answer is in the document.	0.0	Complete	Although the machine response in not stated in the document , but the response could be the reason for the team's past failure	0.0
Missing All	Alexander Viktorenko is the Mir commander and James Wetherbee is the Discovery commander.	0.0	Missing Major	Commander James Wetherbee and Commander Alexander Viktorenko are the ones flying the spaceships.	20
Complete	The response is technically correct as the article does not state the specific answer	100	Complete	This question asks for outside information	0.0

Figure 3: Instance level comparison of annotations where the class labels differed but NLEs + Label Descriptions helped score instances similarly.

an item a discrete rating r_{ij} and writes an explanation e_{ij} , where i refers to the item and j refers to the annotator. Our goal is to compute an updated score, $s'_{ij} = f(r_{ij}, e_{ij})$, to improve correlation.

5.1 Explanation Based Score: $f(r_{ij}, e_{ij})$

To compute f , we invoke ChatGPT, taking as input both the explanation e_{ij} along with the discrete rating label r_{ij} . The prompt used to get the score is as follows:

Please assign a score ranging from 0 to 100 to a machine-generated response based on the feedback received. 0 indicates that the response did not include any relevant information from the article to answer the question, and 100 indicates that the response is complete and contains all necessary information from the article. The response belongs to the category described by the label. In addition to the feedback, you can also refer to the provided article for reference. The article has been divided into sentences, and the feedback may reference sentence numbers. Here are the details:

Feedback: 'feedback'

Label: 'label'

Article: 'article'

Please provide a numerical answer indicating the score.

We explore different variations of this prompt that feed different parts of the input, including q , or a , in addition to the rating and explanation. We discuss this further in Section 7.1. We give the prompt without the article in Appendix B.

This usage follows the template in Kocmi and Federmann (2023). Their work and our own experimentation validated that using a 0-100 scale worked better than prompting along other scales.

5.2 Per-annotator rescaling

Before we describe our main algorithm, we describe a *per-annotator* rescaling function g , given by $s'_{ij} = g(r_{ij}, j)$. That is, we compute the score for the example based on the rating and an indicator of who the annotator is. Such methods can determine that one annotator's *missing minor* label means a score of 70/100 while another's means 50/100, but **they do not change the ranking of data points within an annotator**. As a result, these methods are not used in our main experiments, but are used to: (1) provide a default value for our explanation-based rescaling if no explanation is present or if ChatGPT does not generate a score; (2) ensemble with explanation-based rescaling (Section 7.2).

The first for loop of Algorithm 1 shows our approach (*Rescaling class labels*). We collect all examples where annotator j labeled an item with label l and included an explanation. We then compute the average f score for annotator j across this population of examples, c_{jl} . We then set $g(r_{ij}, j) = c_{j,r_{ij}}$, returning the appropriate average score based on the annotator's response r_{ij} on an example.³

5.3 Proposed method: explanation-based rescaling (EBR)

We are now ready to address how to conduct *per-example rescaling*. Rather than simply mapping class labels into our 0-100 scale, we now can remap *individual instances* based on their explanations. Algorithm 1 shows our proposed method to get up-

³Note that this approach may yield scores that are not monotonic; we have not constrained *missing major* to receive a lower score than *missing minor*. However, in practice, we never see "inversions" in the ranking of the average values.

Algorithm 1 Explanation-based rescaling

```

Items:  $x_1, \dots, x_n$ 
Annotators:  $a_1, \dots, a_m$ 
 $a_{ij} = r_{ij}, e_{ij}$ 
 $r_{ij} \in 1, \dots, l$ 
# Rescaling class labels
for  $j = 1, \dots, m$  do
  for  $l = 1, \dots, k$  do
     $c_{jl} = \text{avg}_{i=1}^n f(r_{ij}, e_{ij})$  where  $r_{ij} = l$  and  $e_{ij}$  exists
  end for
end for
# Rescaling each annotation
for  $i=1, \dots, n$  do
  for  $j=1, \dots, m$  do
     $s'_{ij} = f(r_{ij}, e_{ij})$ 
    if  $f$  returned no score,  $s'_{ij} = g(r_{ij}, j)$ 
  end for
end for

```

Label	Average Score
missing all	0.9533
missing major	36.2455
missing minor	64.4969
complete	91.5800

Table 6: Average score of rescaled annotations for each original label across all annotators.

dated scores with explanation-based rescaling. We use f as the source of scores unless no explanation is given, in which case we use the averaged score for that class label g .

We illustrate the effect of this rescaling in Figure 4. We see that for two annotators, the class scores are generally monotonic, but individual items within a class (each point distributed vertically) can receive varying scores. As an additional diagnostic, Table 6 shows the average score per label across all annotators using explanation-based rescaling (EBR). Although we do not impose any constraints regarding a score range per label when applying this method to each example, the average of all scores for a label naturally aligns with the overall label order.

6 Evaluation

6.1 Setup

Metric To determine how well our rescaling method does, we use Kendall’s Tau (τ) correlation. Kendall’s τ is based on pairwise score comparisons, and thus reflects a common ranking use case. Using a method M (e.g., our proposed rescaling method), we can compute a ranking (with ties) of the data instances $M(a_i)$ according to annotator a_i . We compute pairwise correlations between two annotators’ rankings $\tau(M_{a_i}, M_{a_j})$.

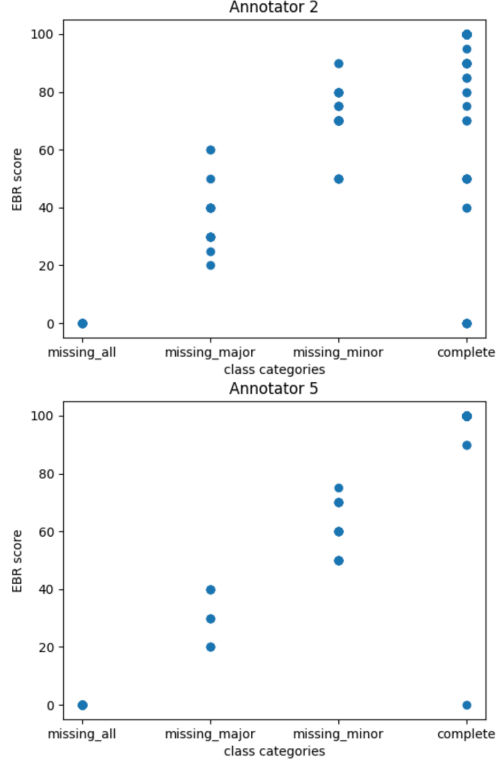


Figure 4: Effect of rescaling class labels as per Algorithm 1: individual items within a class can receive varying scores.

Dataset We assess the performance of our method on the INQUISITIVE-BROAD dataset introduced in Section 3, comprised of 576 questions from 78 documents (Table 1). Each question in the dataset is answered by the three QA systems listed in Table 2. Human Experts only answer the extended split of this dataset. All QA pairs are evaluated by five annotators.

We calculate correlations for all QA pairs across annotators using the aforementioned metric. Note that any given pair of annotators may overlap on a variable number of examples based on how many examples that annotator labeled. We have 8 annotators, leading to 28 pairs.

In our task, it is important to acknowledge that the distribution of human labels is skewed towards the *complete* label (see Table 3). This label holds a significant influence over the correlation value in discrete ratings. To assess the potential for increasing agreement on the remaining instances, we present results in an **incomplete label setting** by excluding instances for pairwise comparison where both annotators agree on the *complete* label, alongside looking at all data points.

Property	summary all data	summary incomplete
Avg positive delta	0.095 (16)	0.206 (26)
Avg negative delta	-0.073 (12)	-0.068 (2)
Pairs with delta > 0.1	5	18
Pairs with delta < -0.1	3	1

Table 7: Statistics of the changes in pairwise correlation (τ before and after rescaling) for the 28 pairs of annotators in our pool. Rescaling generally helps, particularly when we focus on incomplete labels.

Method	all data	all data incomplete	all data no ties
without EBR	0.3305	-0.03421	0.1627
EBR w/o article	0.3506	0.12907	0.2097
EBR (proposed method)	0.3535	0.1522	0.2194

Table 8: Effect of our rescaling method on aggregate Kendall’s Tau correlation across all pairs of annotators.

6.2 Results

Per annotator pair results Table 7 shows a summary of *change* in correlation using our proposed method for each of the 28 annotator pairs. See Table 11 in Appendix E for correlation values for all 28 pairs of annotators. When using all data points, rescaling had a net positive impact on pairwise correlation values; focusing on QA instances where at least one annotator marked the answer as incomplete, this effect is much more pronounced. In particular, we see an average improvement of 0.2 Kendall’s τ among the annotators with positive delta, which was nearly all in these cases.

Aggregate correlation We then compute an aggregate correlation across all pairs of annotators as follows:

$$\frac{1}{\binom{|A|}{2}} \sum_{a_i, a_j \in A \times A, a_i \neq a_j} \tau(M_{a_i}, M_{a_j})$$

where A is the set of annotators.

Table 8 shows the effect of our rescaling method on the aggregate correlation. *without EBR* refers to the aggregate correlation when the original label ranking is used instead of using our proposed method. Our proposed method leads to an overall increase of 0.02 when all data is considered and 0.19 on the incomplete setting.

Handling ties One confounding factor is that the values from the proposed method are on a 0-100

scale and the class labels only take 4 values. The change in the number of ties impacts the correlation substantially. We show a setting where neither method has ties by adding Gaussian noise to each rating. This can be applied to all methods. Table 8 shows the effect in correlation in the whole data setting, with a roughly 0.05 improvement in τ between the raw ratings and EBR.

6.3 Improvements from Rescaling

Pairs that benefit the most We now dig deeper into specific pairs of annotators where rescaling gives the most improvement. In Figure 5 we look at the pre-rescaling label distribution and post-rescaling score distribution for two annotator pairs that benefit from rescaling. Focusing on instances where at least one annotator marked the answer as incomplete, we see an increase of 0.7768 in correlation for the annotator pair (0, 4) and an increase of 0.3767 for the annotator pair (2, 5).

For the (0, 4) pair we see 1 example prior to rescaling that both annotators agreed was incomplete. However, post-rescaling, we see 8 that receive scores < 100 from both annotators. While rescaled scores still show subjectivity of judgment, explanation based-rescaling gives a more nuanced picture of the annotators’ rating by incorporating aspects of their belief which discrete ratings are unable to capture. The second pair follows a similar trend.

Qualitative analysis We manually looked at pairs of annotations and evidence suggests that even when annotators have divergent discrete ratings, they share a similar underlying intent. Figure 3 shows a few examples. By using our proposed method, which incorporates explanations, we generate instance-level scores that are closely aligned in comparison to the high-level ratings.

Remaining subjectivity Looking at Figure 5 we still see some disagreement between annotator pairs (0,4) and (2,5). We manually examine the annotator pair (0,4) to understanding the remaining subjectivity. Out of 29 overlapping instances between this annotator pair, 13 get the same score after rescaling (and they also share the same discrete label). We also examined instances where the explanations are not scored exactly the same (a strict criteria for a 0-100 scoring); we found that 50% differ in reasoning and do not align at the explanation level.

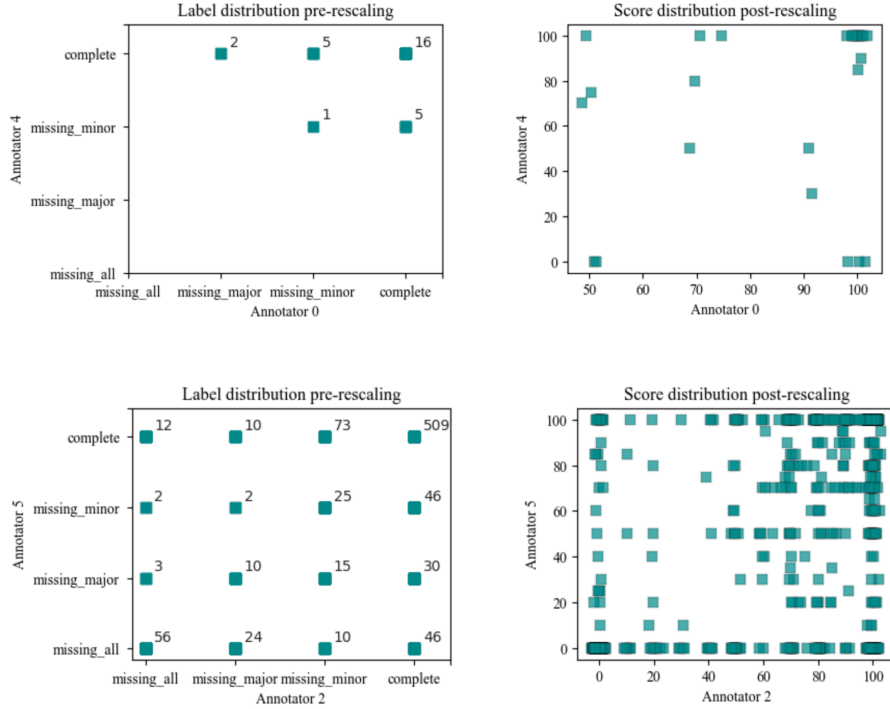


Figure 5: Pre-rescaling class labels and post-rescaling scores as per Algorithm 1 for two pairs of annotators. Note that horizontal jitter is added to differentiate points; all scores produced by our method are multiples of 5. The correlation of the two annotators’ rankings for non-complete points improves substantially through this process, and the explanation-based rescaling imparts a finer granularity to the judgments.

While our main results show that rescaling improves inter-annotator correlation, we emphasize that we do not pursue this goal for the purpose of “smoothing out” subjectivity in the annotation. Rather, taking natural language explanations into account produces more calibrated and nuanced view that *preserves* inherent subjectivity while aligning differences between annotators when they actually agree. For example, annotators may agree on the discrete labels but disagree on the explanation (e.g., they choose the *missing minor* label but differ on the *kind* of information that is missing). In this case, correlation may actually be reduced through our process, but the final scores more precisely reflect the given critiques. We leave an analysis of this to future work.

7 Ablations

7.1 Variants of the proposed EBR

Our proposed method prompts ChatGPT with the explanation and rating description to get a score. We explore variations of this prompt that feed different parts of the input, including the question (q) or answer (a) in addition to the rating and explanation. Table 9 shows the average pairwise Kendall

τ correlations for when we provide different levels of information in the prompt.

Relying only on explanations as input to the scoring system proves ineffective, since the purpose of the explanation is to justify the decision. Because of this reason explanations might not explicitly state the decision again and using them independently makes it more challenging for the scoring system to align with the label.

Using answers as input to the scoring system is cheating even though it achieves the highest correlation. Our hypothesis is that including the answer in the prompt allows ChatGPT to introduce its own judgment in the score rather than transforming the annotator’s explanation to a score. While it is difficult to prove conclusively that this is happening, anecdotally we observed explanations produced by ChatGPT referring to properties of the answer independent of what the annotator labeled.

7.2 Average Score using rescaled label and NLE-based score

An alternate method to Algorithm 1 is to take a weighted average of the rescaled class label scores and explanation-based scores. Rescaled class label scores assign each annotator a distinct score

variation	Kendall’s Tau
only explanation	0.2104
EBR w/o article	0.3506
EBR	0.3535
EBR + Question	0.2899
EBR + Question + Answer	0.3786

Table 9: Kendall’s Tau correlation for different prompt variants. We differentiate the “answer” variant from the others as we believe that the model uses the answer to make its own judgments rather than rescaling what the annotators say.

	all data		data incomplete	
	EBR	EBR + AR	EBR	EBR + AR
$\lambda=0.0$	0.3775	0.3644	0.1601	0.1699
$\lambda=0.1$	0.3778	0.3715	0.1478	0.1705
$\lambda=0.3$	0.3782	0.3733	0.1422	0.1656
$\lambda=0.5$	0.3796	0.3737	0.1345	0.1515
$\lambda=0.8$	0.3736	0.3759	0.0710	0.1035
$\lambda=1.0$	0.3655	0.3655	0.0274	0.0274

Table 10: Kendall’s Tau correlation interpolating with averaged rescaled scores for the INQUISITIVE Dataset as well as the subset that excludes agreeing instances on the *complete* label.

for each discrete label, but it does not account for the variations in explanations beyond the “average” explanation. By incorporating a contribution from each explanation to the rescaled class score, subtle reasoning mentioned by the annotator can be captured. We experiment with making the following changes to Algorithm 1.

$$s'_{ij} = \lambda g(j, r_{ij}) + (1 - \lambda) f(r_{ij}, e_{ij}) \quad (1)$$

Table 10 shows average pairwise Kendall τ by varying λ on the entire dataset as well as the subset that excludes instances agreeing on the *complete* label. Looking at the results, incorporating the class label score into the final score may have a negative impact when dealing with the incomplete data split. When considering the entire dataset, including the class label may provide a very small benefit. However, due to the added complexity of this method and the additional hyperparameter it introduces, we do not explore it further.

8 Related Work

LLMs for evaluation and annotation Kocmi and Federmann (2023) presented a scoring mechanism for machine translation that we take inspiration from in this work. However, the target of our

evaluation (human explanations) is ultimately quite different from the translation setting. Other work has investigated giving prompts directly to LLMs instead of to annotators (Chiang and Lee, 2023; Wang et al., 2023; Chen et al., 2023b). Our work is predicated on the assumption that some tasks on the frontiers of LLM capabilities will always need human judgments; we aim to augment and improve the capabilities of the group of crowdworkers through our procedure.

The use of LLMs as annotators has been explored in recent work. He et al. (2023); Giliardi et al. (2023); Törnberg (2023); Zhu et al. (2023) showed that ChatGPT can outperform average crowd workers in several annotation tasks including BoolQ (Clark et al., 2019), Twitter content moderation (Alizadeh et al., 2022), sentiment analysis (Rosenthal et al., 2017), and more. Wang et al. (2022b) showed that GPT-3.5 can generate near expert-human instructions to align LLMs’ behavior to instructions. Our work differs in that we use LLMs to augment human annotations instead of doing the annotation tasks.

Challenging annotation tasks With the rise of powerful large language models like GPT-3, the focus of dataset collection has shifted from large datasets with simple and well-defined tasks such as sentiment classification (Maas et al., 2011; Socher et al., 2013), sentence-level NLI (Bowman et al., 2015; Williams et al., 2018), factoid question answering (Rajpurkar et al., 2016; Kwiatkowski et al., 2019), to challenging and ambiguous tasks such as human-preference for machine-generated text (Stiennon et al., 2020; Saunders et al., 2022; Ethayarajh et al., 2023), fine-grained error annotation in summarization (Goyal et al., 2022b; Dou et al., 2022; Chen et al., 2023a). Those tasks are often subjective, leading to less agreement among humans. We tackle this issue by incorporating explanations to rescale human annotations for those challenging tasks. Although we use document-grounded, non-factoid question answering as a testbed for our method, we think it can generalize to other challenging annotation tasks.

Building consensus among annotators Another method for rescaling annotations is the *calibrated sigma* method (Weijters et al., 2016). However, this method does not change the ranking of examples, only rescales their scores for each annotator while preserving the ranking. We therefore do not com-

pare to it in this work. Another line of work (Hovy et al., 2013; Gordon et al., 2021) focuses on modeling annotators to build better consensus judgments, but does not tackle the problem of aligning pairs of annotators.

Natural language explanations Natural language explanations (NLE) have been shown to be effective in improving model performance when used as additional features (Wu and Mooney, 2019; Murty et al., 2020; Liang et al., 2020), explaining model decisions (Camburu et al., 2018; Narang et al., 2020; Hase et al., 2020), boosting the performance of in-context learning of LLMs on a variety of reasoning tasks (Nye et al., 2021; Wei et al., 2022; Lampinen et al., 2022). Our work resembles a similar idea but explores the use of NLE to help rescale human annotations using LLMs.

9 Conclusion

In this work, we showed that LLMs can be used to rescale annotator judgments and improve their correlation. We feed an annotator’s label and explanation of that label into ChatGPT to produce a score from 0-100. On a new dataset we collect of document-grounded questions answered by LLMs, we show that this can improve the correlation between annotators, particularly on poorer system outputs.

Limitations

One limitation of our work is its reliance on zero-shot ChatGPT to assign valid scores to explanations. It is difficult for us to evaluate the “ground truth” of these scores due to the subjectivity of our task; all we can say is that this rescaling improves the alignment of annotators. Suppose one had a task where it is critically important to include full names of people in answers; in this case, our method would need to be supplemented with specific fine-tuning or additional annotation, as LLMs may intrinsically view omitting a first name as a minor error.

In the future, we could attempt to collect a high-quality collection of scores based on the post-hoc assessment of annotator feedback in order to evaluate ChatGPT itself. Our base LLM itself could be fine-tuned on supervised data assigning labels and explanations to scores; it would be interesting to explore whether this can lead to even stronger performance.

Furthermore, as discussed previously, there are no existing datasets that suit the requirements of our setup. We believe our setting can provide a template for future work. However, as a result, our study is restricted to one dataset of English newswire data.

Finally, our technique is limited by the quality of the underlying explanations and labels. These may be discordant (e.g., the annotator selected the wrong label) and unrecoverable. Furthermore, more work is needed to understand exactly what types of explanations should be elicited from annotators to lead to the best post-hoc alignment.

Ethics Statement

Our work aims to broaden the role of human annotation in LLM development. By leveraging explanations of labels, we hope to use annotation in a more nuanced way and enable more effective human feedback. While this work focused on a document-grounded question answering setting, we envision that this can be useful for RLHF settings. Stronger feedback mechanisms like the one our work provides can lead to better aligned LLM systems and enable a wider range of (potentially less trained) annotators to steer this new technology.

We discuss the details of the crowd task in Appendix D, including crowdworker pay, which we ensure is \$15/hour.

Acknowledgments

This work was partially supported by a grant from Open Philanthropy and NSF CAREER Awards IIS-2145280 and IIS-2145479. Thanks to Keziah Kaylyn Reina for annotating the extension of INQUISITIVE and conducting the worker quality analysis.

References

- Sohail Akhtar, Valerio Basile, and Viviana Patti. 2020. Modeling annotator perspective and polarized opinions to improve hate speech detection. In *Proceedings of the AAAI Conference on Human Computation and Crowdsourcing*, volume 8, pages 151–154.
- Meysam Alizadeh, Fabrizio Gilardi, Emma Hoes, K Jonathan Klüser, Mael Kubli, and Nahema Marchal. 2022. Content moderation as a political issue: The twitter discourse around trump’s ban. *Journal of Quantitative Description: Digital Media*, 2.

- Omar Alonso. 2013. Implementing crowdsourcing-based relevance experimentation: an industrial perspective. *Information retrieval*, 16(2):101–120.
- Valerio Basile, Michael Fell, Tommaso Fornaciari, Dirk Hovy, Silviu Paun, Barbara Plank, Massimo Poesio, Alexandra Uma, et al. 2021. We need to consider disagreement in evaluation. In *Proceedings of the 1st workshop on benchmarking: past, present and future*, pages 15–21.
- Samuel R. Bowman, Gabor Angeli, Christopher Potts, and Christopher D. Manning. 2015. [A large annotated corpus for learning natural language inference](#). In *Proceedings of the 2015 Conference on Empirical Methods in Natural Language Processing*, pages 632–642, Lisbon, Portugal. Association for Computational Linguistics.
- Tom Brown, Benjamin Mann, Nick Ryder, Melanie Subbiah, Jared D Kaplan, Prafulla Dhariwal, Arvind Neelakantan, Pranav Shyam, Girish Sastry, Amanda Askell, Sandhini Agarwal, Ariel Herbert-Voss, Gretchen Krueger, Tom Henighan, Rewon Child, Aditya Ramesh, Daniel Ziegler, Jeffrey Wu, Clemens Winter, Chris Hesse, Mark Chen, Eric Sigler, Mateusz Litwin, Scott Gray, Benjamin Chess, Jack Clark, Christopher Berner, Sam McCandlish, Alec Radford, Ilya Sutskever, and Dario Amodei. 2020. [Language models are few-shot learners](#). In *Advances in Neural Information Processing Systems*, volume 33, pages 1877–1901. Curran Associates, Inc.
- Oana-Maria Camburu, Tim Rocktäschel, Thomas Lukasiewicz, and Phil Blunsom. 2018. e-snli: Natural language inference with natural language explanations. *Advances in Neural Information Processing Systems*, 31.
- Jifan Chen, Grace Kim, Aniruddh Sriram, Greg Durrett, and Eunsol Choi. 2023a. Complex claim verification with evidence retrieved in the wild. *arXiv preprint arXiv:2305.11859*.
- Tongfei Chen, Zhengping Jiang, Adam Poliak, Keisuke Sakaguchi, and Benjamin Van Durme. 2020. [Uncertain natural language inference](#). In *Proceedings of the 58th Annual Meeting of the Association for Computational Linguistics*, pages 8772–8779, Online. Association for Computational Linguistics.
- Yi Chen, Rui Wang, Haiyun Jiang, Shuming Shi, and Ruifeng Xu. 2023b. Exploring the Use of Large Language Models for Reference-Free Text Quality Evaluation: A Preliminary Empirical Study. *arXiv preprint arxiv:2304.00723*.
- Cheng-Han Chiang and Hung-yi Lee. 2023. Can Large Language Models Be an Alternative to Human Evaluations? In *Proceedings of the 61st Annual Meeting of the Association for Computational Linguistics*.
- Christopher Clark, Kenton Lee, Ming-Wei Chang, Tom Kwiatkowski, Michael Collins, and Kristina Toutanova. 2019. [BoolQ: Exploring the surprising difficulty of natural yes/no questions](#). In *Proceedings of the 2019 Conference of the North American Chapter of the Association for Computational Linguistics: Human Language Technologies, Volume 1 (Long and Short Papers)*, pages 2924–2936, Minneapolis, Minnesota. Association for Computational Linguistics.
- A. P. Dawid and A. M. Skene. 1979. [Maximum Likelihood Estimation of Observer Error-Rates Using the EM Algorithm](#). *Journal of the Royal Statistical Society. Series C (Applied Statistics)*, 28(1):20–28.
- Marie-Catherine De Marneffe, Christopher D Manning, and Christopher Potts. 2012. Did it happen? The pragmatic complexity of veridicality assessment. *Computational linguistics*, 38(2):301–333.
- Yao Dou, Maxwell Forbes, Rik Koncel-Kedziorski, Noah A. Smith, and Yejin Choi. 2022. [Is GPT-3 text indistinguishable from human text? scarecrow: A framework for scrutinizing machine text](#). In *Proceedings of the 60th Annual Meeting of the Association for Computational Linguistics (Volume 1: Long Papers)*, pages 7250–7274, Dublin, Ireland. Association for Computational Linguistics.
- Kawin Ethayarajh, Heidi Zhang, Yizhong Wang, and Dan Jurafsky. 2023. [Stanford human preferences dataset](#).
- Angela Fan, Yacine Jernite, Ethan Perez, David Grangier, Jason Weston, and Michael Auli. 2019. ELI5: Long form question answering. *arXiv preprint arXiv:1907.09190*.
- Elisa Ferracane, Greg Durrett, Junyi Jessy Li, and Katrin Erk. 2021. Did they answer? subjective acts and intents in conversational discourse. In *Proceedings of the 2021 Conference of the North American Chapter of the Association for Computational Linguistics: Human Language Technologies*, pages 1626–1644.
- Anna Filighera, Siddharth Parihar, Tim Steuer, Tobias Meuser, and Sebastian Ochs. 2022. Your answer is incorrect... would you like to know why? introducing a bilingual short answer feedback dataset. In *Proceedings of the 60th Annual Meeting of the Association for Computational Linguistics (Volume 1: Long Papers)*, pages 8577–8591.
- Fabrizio Gilardi, Meysam Alizadeh, and Maël Kubli. 2023. ChatGPT outperforms crowd-workers for text-annotation tasks. *arXiv preprint arXiv:2303.15056*.
- Mitchell L. Gordon, Kaitlyn Zhou, Kayur Patel, Tatsunori Hashimoto, and Michael S. Bernstein. 2021. [The Disagreement Deconvolution: Bringing Machine Learning Performance Metrics In Line With Reality](#). In *Proceedings of the 2021 CHI Conference on Human Factors in Computing Systems*, CHI ’21, New York, NY, USA. Association for Computing Machinery.
- Tanya Goyal, Junyi Jessy Li, and Greg Durrett. 2022a. [News Summarization and Evaluation in the Era of GPT-3](#). *arXiv*.

- Tanya Goyal, Junyi Jessie Li, and Greg Durrett. 2022b. [SNaC: Coherence error detection for narrative summarization](#). In *Proceedings of the 2022 Conference on Empirical Methods in Natural Language Processing*, pages 444–463, Abu Dhabi, United Arab Emirates. Association for Computational Linguistics.
- Peter Hase, Shiyue Zhang, Harry Xie, and Mohit Bansal. 2020. [Leakage-adjusted simulatability: Can models generate non-trivial explanations of their behavior in natural language?](#) In *Findings of the Association for Computational Linguistics: EMNLP 2020*, pages 4351–4367, Online. Association for Computational Linguistics.
- Xingwei He, Zhenghao Lin, Yeyun Gong, A Jin, Hang Zhang, Chen Lin, Jian Jiao, Siu Ming Yiu, Nan Duan, Weizhu Chen, et al. 2023. AnnoLLM: Making Large Language Models to Be Better Crowdsourced Annotators. *arXiv preprint arXiv:2303.16854*.
- Dirk Hovy, Taylor Berg-Kirkpatrick, Ashish Vaswani, and Eduard Hovy. 2013. [Learning whom to trust with MACE](#). In *Proceedings of the 2013 Conference of the North American Chapter of the Association for Computational Linguistics: Human Language Technologies*, pages 1120–1130, Atlanta, Georgia. Association for Computational Linguistics.
- Kian Kenyon-Dean, Eisha Ahmed, Scott Fujimoto, Jeremy Georges-Filteau, Christopher Glasz, Barleen Kaur, Auguste Lalande, Shruti Bhandari, Robert Belfer, Nirmal Kanagasabai, et al. 2018. Sentiment analysis: It’s complicated! In *Proceedings of the 2018 Conference of the North American Chapter of the Association for Computational Linguistics: Human Language Technologies, Volume 1 (Long Papers)*, pages 1886–1895.
- Wei-Jen Ko, Te-yuan Chen, Yiyan Huang, Greg Durrett, and Junyi Jessie Li. 2020. [Inquisitive question generation for high level text comprehension](#). In *Proceedings of the 2020 Conference on Empirical Methods in Natural Language Processing (EMNLP)*, pages 6544–6555, Online. Association for Computational Linguistics.
- Wei-Jen Ko, Cutter Dalton, Mark Simmons, Eliza Fisher, Greg Durrett, and Junyi Jessie Li. 2022. [Dis-course comprehension: A question answering framework to represent sentence connections](#). In *Proceedings of the 2022 Conference on Empirical Methods in Natural Language Processing*, pages 11752–11764, Abu Dhabi, United Arab Emirates. Association for Computational Linguistics.
- Tom Kocmi and Christian Federmann. 2023. Large Language Models Are State-of-the-Art Evaluators of Translation Quality. *arXiv eprint arxiv:2302.14520*.
- Tom Kwiatkowski, Jennimaria Palomaki, Olivia Redfield, Michael Collins, Ankur Parikh, Chris Alberti, Danielle Epstein, Illia Polosukhin, Jacob Devlin, Kenton Lee, Kristina Toutanova, Llion Jones, Matthew Kelcey, Ming-Wei Chang, Andrew M. Dai, Jakob Uszkoreit, Quoc Le, and Slav Petrov. 2019. [Natural questions: A benchmark for question answering research](#). *Transactions of the Association for Computational Linguistics*, 7:452–466.
- Andrew Lampinen, Ishita Dasgupta, Stephanie Chan, Kory Mathewson, Mh Tessler, Antonia Creswell, James McClelland, Jane Wang, and Felix Hill. 2022. [Can language models learn from explanations in context?](#) In *Findings of the Association for Computational Linguistics: EMNLP 2022*, pages 537–563, Abu Dhabi, United Arab Emirates. Association for Computational Linguistics.
- Weixin Liang, James Zou, and Zhou Yu. 2020. [ALICE: Active learning with contrastive natural language explanations](#). In *Proceedings of the 2020 Conference on Empirical Methods in Natural Language Processing (EMNLP)*, pages 4380–4391, Online. Association for Computational Linguistics.
- Nelson F. Liu, Tianyi Zhang, and Percy Liang. 2023. Evaluating Verifiability in Generative Search Engines. *arXiv eprint arxiv:2304.09848*.
- Andrew L. Maas, Raymond E. Daly, Peter T. Pham, Dan Huang, Andrew Y. Ng, and Christopher Potts. 2011. [Learning word vectors for sentiment analysis](#). In *Proceedings of the 49th Annual Meeting of the Association for Computational Linguistics: Human Language Technologies*, pages 142–150, Portland, Oregon, USA. Association for Computational Linguistics.
- Sewon Min, Julian Michael, Hannaneh Hajishirzi, and Luke Zettlemoyer. 2020. [AmbigQA: Answering ambiguous open-domain questions](#). In *Proceedings of the 2020 Conference on Empirical Methods in Natural Language Processing (EMNLP)*, pages 5783–5797, Online. Association for Computational Linguistics.
- Shikhar Murty, Pang Wei Koh, and Percy Liang. 2020. [ExpBERT: Representation engineering with natural language explanations](#). In *Proceedings of the 58th Annual Meeting of the Association for Computational Linguistics*, pages 2106–2113, Online. Association for Computational Linguistics.
- Sharan Narang, Colin Raffel, Katherine Lee, Adam Roberts, Noah Fiedel, and Karishma Malkan. 2020. WT5?! Training Text-to-Text Models to Explain their Predictions. *arXiv preprint arXiv:2004.14546*.
- Yixin Nie, Xiang Zhou, and Mohit Bansal. 2020. [What can we learn from collective human opinions on natural language inference data?](#) In *Proceedings of the 2020 Conference on Empirical Methods in Natural Language Processing (EMNLP)*, pages 9131–9143, Online. Association for Computational Linguistics.
- Maxwell Nye, Anders Johan Andreassen, Guy Gur-Ari, Henryk Michalewski, Jacob Austin, David Bieber, David Dohan, Aitor Lewkowycz, Maarten Bosma,

- David Luan, et al. 2021. Show your work: Scratchpads for intermediate computation with language models. *arXiv preprint arXiv:2112.00114*.
- Long Ouyang, Jeff Wu, Xu Jiang, Diogo Almeida, Carroll L. Wainwright, Pamela Mishkin, Chong Zhang, Sandhini Agarwal, Katarina Slama, Alex Ray, John Schulman, Jacob Hilton, Fraser Kelton, Luke Miller, Maddie Simens, Amanda Askell, Peter Welinder, Paul Christiano, Jan Leike, and Ryan Lowe. 2022. [Training language models to follow instructions with human feedback](#). *arXiv*.
- Ellie Pavlick and Tom Kwiatkowski. 2019. [Inherent disagreements in human textual inferences](#). *Transactions of the Association for Computational Linguistics*, 7:677–694.
- Barbara Plank. 2022. [The “problem” of human label variation: On ground truth in data, modeling and evaluation](#). In *Proceedings of the 2022 Conference on Empirical Methods in Natural Language Processing*, pages 10671–10682, Abu Dhabi, United Arab Emirates. Association for Computational Linguistics.
- Pranav Rajpurkar, Jian Zhang, Konstantin Lopyrev, and Percy Liang. 2016. [SQuAD: 100,000+ questions for machine comprehension of text](#). In *Proceedings of the 2016 Conference on Empirical Methods in Natural Language Processing*, pages 2383–2392, Austin, Texas. Association for Computational Linguistics.
- Sara Rosenthal, Noura Farra, and Preslav Nakov. 2017. [SemEval-2017 task 4: Sentiment analysis in Twitter](#). In *Proceedings of the 11th International Workshop on Semantic Evaluation (SemEval-2017)*, pages 502–518, Vancouver, Canada. Association for Computational Linguistics.
- William Saunders, Catherine Yeh, Jeff Wu, Steven Bills, Long Ouyang, Jonathan Ward, and Jan Leike. 2022. Self-critiquing models for assisting human evaluators. *arXiv eprint arxiv:2206.05802*.
- Chantal Shaib, Millicent L Li, Sebastian Joseph, Iain J Marshall, Junyi Jessy Li, and Byron C Wallace. 2023. Summarizing, Simplifying, and Synthesizing Medical Evidence Using GPT-3 (with Varying Success). *arXiv preprint arXiv:2305.06299*.
- Padhraic Smyth, Usama Fayyad, Michael Burl, Pietro Perona, and Pierre Baldi. 1994. Inferring Ground Truth from Subjective Labelling of Venus Images. In *Proceedings of the 7th International Conference on Neural Information Processing Systems, NIPS’94*, page 1085–1092, Cambridge, MA, USA. MIT Press.
- Richard Socher, Alex Perelygin, Jean Wu, Jason Chuang, Christopher D. Manning, Andrew Ng, and Christopher Potts. 2013. [Recursive deep models for semantic compositionality over a sentiment treebank](#). In *Proceedings of the 2013 Conference on Empirical Methods in Natural Language Processing*, pages 1631–1642, Seattle, Washington, USA. Association for Computational Linguistics.
- Nisan Stiennon, Long Ouyang, Jeffrey Wu, Daniel Ziegler, Ryan Lowe, Chelsea Voss, Alec Radford, Dario Amodei, and Paul F Christiano. 2020. Learning to summarize with human feedback. *Advances in Neural Information Processing Systems*, 33:3008–3021.
- Petter Törnberg. 2023. ChatGPT-4 Outperforms Experts and Crowd Workers in Annotating Political Twitter Messages with Zero-Shot Learning. *arXiv preprint arXiv:2304.06588*.
- Alexandra Uma, Tommaso Fornaciari, Anca Dumitrache, Tristan Miller, Jon Chamberlain, Barbara Plank, Edwin Simpson, and Massimo Poesio. 2021. Semeval-2021 task 12: Learning with disagreements. In *Proceedings of the 15th International Workshop on Semantic Evaluation (SemEval-2021)*, pages 338–347.
- Alex Wang, Richard Yuanzhe Pang, Angelica Chen, Jason Phang, and Samuel R. Bowman. 2022a. SQuALITY: Building a Long-Document Summarization Dataset the Hard Way. *arXiv eprint arxiv:2205.11465*.
- Jiaan Wang, Yunlong Liang, Fandong Meng, Zengkui Sun, Haoxiang Shi, Zhixu Li, Jinan Xu, Jianfeng Qu, and Jie Zhou. 2023. Is ChatGPT a Good NLG Evaluator? A Preliminary Study. *arXiv eprint arxiv:2303.04048*.
- Yizhong Wang, Yeganeh Kordi, Swaroop Mishra, Alisa Liu, Noah A Smith, Daniel Khashabi, and Hananeh Hajishirzi. 2022b. Self-instruct: Aligning language model with self generated instructions. *arXiv preprint arXiv:2212.10560*.
- Jason Wei, Xuezhi Wang, Dale Schuurmans, Maarten Bosma, Fei Xia, Ed H Chi, Quoc V Le, Denny Zhou, et al. 2022. Chain-of-thought prompting elicits reasoning in large language models. In *Advances in Neural Information Processing Systems*.
- Bert Weijters, Hans Baumgartner, and Maggie Geuens. 2016. The calibrated sigma method: An efficient remedy for between-group differences in response category use on likert scales. *International Journal of Research in Marketing*, 33(4):944–960.
- Adina Williams, Nikita Nangia, and Samuel Bowman. 2018. [A broad-coverage challenge corpus for sentence understanding through inference](#). In *Proceedings of the 2018 Conference of the North American Chapter of the Association for Computational Linguistics: Human Language Technologies, Volume 1 (Long Papers)*, pages 1112–1122, New Orleans, Louisiana. Association for Computational Linguistics.
- Jialin Wu and Raymond Mooney. 2019. [Faithful multimodal explanation for visual question answering](#). In *Proceedings of the 2019 ACL Workshop BlackboxNLP: Analyzing and Interpreting Neural Networks for NLP*, pages 103–112, Florence, Italy. Association for Computational Linguistics.

Fangyuan Xu, Yixiao Song, Mohit Iyyer, and Eunsol Choi. 2023. A Critical Evaluation of Evaluations for Long-form Question Answering. In *Proceedings of the 61st Annual Meeting of the Association for Computational Linguistics*.

Tianyi Zhang, Faisal Ladhak, Esin Durmus, Percy Liang, Kathleen McKeown, and Tatsunori B. Hashimoto. 2023. Benchmarking large language models for news summarization. *arXiv eprint arxiv:2301.13848*.

Yiming Zhu, Peixian Zhang, Ehsan-Ul Haq, Pan Hui, and Gareth Tyson. 2023. Can ChatGPT Reproduce Human-Generated Labels? A Study of Social Computing Tasks. *arXiv preprint arxiv:2304.10145*.

A Prompts for Question Answering

We prompt three LLMs mentioned in Table 2 to answer questions from INQUISITIVE-BROAD. Sample prompts for each of the systems is given in Figure 6.

B Additional Prompt for LLM

The following is a secondary prompt we used when we do not feed the article to the LLM.

Based on feedback for a machine response and a description of the category to which the response belongs, assign a score from 0 to 100 to the response. 0 indicates that the response did not include any relevant information from the document to answer the question, and 100 indicates that the response is complete and contains all necessary information from the document.

Feedback: ‘feedback’

Description of the category to which the response belongs: ‘label’

What is the score? Give a numerical answer.

C Dataset

Figure 7 shows examples of articles, questions, system responses along with human annotations - ratings and explanations for two articles from the INQUISITIVE-BROAD dataset.

D Annotation Task

We conducted four qualification rounds involving a group of 20 trusted and high-quality Turkers. These Turkers were required to meet specific criteria, including being located in the US, having a HIT approval rate of 98% or higher, and having completed more than 5000 approved HITs. They were assigned the task of annotating three documents, each containing five question-answer pairs. The label

distribution varied across the documents. To ensure the turkers understood and performed the task correctly, we manually reviewed the annotations and explanations. This rigorous review process aimed to confirm the Turkers’ comprehension and execution of the task.

Following the qualification rounds, we selected 8 highly qualified Turkers. Given the substantial scale of our evaluation study, we actively monitored the feedback section of the HIT. If any ambiguities or issues arose, the Turkers had the option to contact us. Additionally, we promptly reached out to the Turkers if they provided any general feedback on the task, aiming to address and clarify any concerns.

In order to maintain quality of annotations, we assigned only one document per HIT. On average, each document had 4-5 questions. We compensated the Turkers \$2 per HIT and gave them a 20% bonus after each batch. Each Turker got 2 hours to finish a HIT they accepted. We released batches of only 20 HITs every 12-24 hours. This aimed to prevent any decline in annotation quality that could potentially rise from prolonged or excessive workload.

Figure 8 shows a screenshot of the annotation interface visible to the annotators.

E Appendix: Pairwise Correlation Values

Table 11 show pairwise correlation changes using our proposed method for all 28 annotator pairs.

System	Prompt
GPT3-davinci	<p>article: New YorkCNN — Watching LVII in person will be cheaper than last year’s game, but it will still cost you thousands of dollars. StubHub said that the average price customers are paying for a ticket Thursday was \$6,800. The cheapest seats to Sunday’s match up between the Philadelphia Eagles and Kansas City Chiefs are selling at about \$3,200 apiece. Overall prices for the big game in Glendale, Arizona are trending down with prices dropping each day. In fact, StubHub said that ticket prices have dropped more than 10% since the teams were decided on February 12. Attending this year’s game is costing fans substantially less than last year’s match up between the Cincinnati Bengals and Los Angeles Rams at LA’s SoFi Stadium. That’s to be expected, since the home team was playing in their own city and the country’s second-largest metropolitan area. Tickets were averaging nearly \$10,000 each, StubHub. SeatGeek another ticket selling website, shows ticket prices for Sunday’s game slowly declining and were averaging about \$6,500 on Thursday. The most expensive ticket on its website costs \$30,000 and is located near the field; the cheapest is \$4,200. At an average of \$445 per night, however, hotel prices in the Phoenix area will be relatively expensive, making it the second-highest level for a Super Bowl week, according to STR, a hospitality analytics firm that tracks prices. The most expensive Super Bowl was in 2016 in San Francisco when rooms averaged \$451 per night. In addition to the Super Bowl, the city is also hosting a PGA event that features golf’s biggest players, including Rory McIlroy and Jordan Spieth. Those two events on the same weekend puts the local hotel occupancy rate to 94%, the firm said. The normal rate for a hotel room is around \$160 per night, STR said. After reading sentence: ‘New YorkCNN — Watching Super Bowl LVII in person will be cheaper than last year’s game’, but it will still cost you thousands of dollars.’, a reader asked the following question. Q: Why is the Super Bowl cheaper this year?</p> <p>A:</p>
GPT3-davinci-003	<p>article: New YorkCNN — Watching LVII in person will be cheaper than last year’s game, but it will still cost you thousands of dollars. StubHub said that the average price customers are paying for a ticket Thursday was \$6,800. The cheapest seats to Sunday’s match up between the Philadelphia Eagles and Kansas City Chiefs are selling at about \$3,200 apiece. Overall prices for the big game in Glendale, Arizona are trending down with prices dropping each day. In fact, StubHub said that ticket prices have dropped more than 10% since the teams were decided on February 12. Attending this year’s game is costing fans substantially less than last year’s match up between the Cincinnati Bengals and Los Angeles Rams at LA’s SoFi Stadium. That’s to be expected, since the home team was playing in their own city and the country’s second-largest metropolitan area. Tickets were averaging nearly \$10,000 each, StubHub. SeatGeek another ticket selling website, shows ticket prices for Sunday’s game slowly declining and were averaging about \$6,500 on Thursday. The most expensive ticket on its website costs \$30,000 and is located near the field; the cheapest is \$4,200. At an average of \$445 per night, however, hotel prices in the Phoenix area will be relatively expensive, making it the second-highest level for a Super Bowl week, according to STR, a hospitality analytics firm that tracks prices. The most expensive Super Bowl was in 2016 in San Francisco when rooms averaged \$451 per night. In addition to the Super Bowl, the city is also hosting a PGA event that features golf’s biggest players, including Rory McIlroy and Jordan Spieth. Those two events on the same weekend puts the local hotel occupancy rate to 94%, the firm said. The normal rate for a hotel room is around \$160 per night, STR said. After reading sentence: ‘Overall prices for the big game in Glendale, Arizona are trending down with prices dropping each day.’, a reader asked the following question. Q: How do these trends compare to other Super Bowl sales in previous years?</p> <p>A:</p>
GPT-4	<p>While reading the article below: New YorkCNN — Watching LVII in person will be cheaper than last year’s game, but it will still cost you thousands of dollars. StubHub said that the average price customers are paying for a ticket Thursday was \$6,800. The cheapest seats to Sunday’s match up between the Philadelphia Eagles and Kansas City Chiefs are selling at about \$3,200 apiece. Overall prices for the big game in Glendale, Arizona are trending down with prices dropping each day. In fact, StubHub said that ticket prices have dropped more than 10% since the teams were decided on February 12. Attending this year’s game is costing fans substantially less than last year’s match up between the Cincinnati Bengals and Los Angeles Rams at LA’s SoFi Stadium. That’s to be expected, since the home team was playing in their own city and the country’s second-largest metropolitan area. Tickets were averaging nearly \$10,000 each, StubHub. SeatGeek another ticket selling website, shows ticket prices for Sunday’s game slowly declining and were averaging about \$6,500 on Thursday. The most expensive ticket on its website costs \$30,000 and is located near the field; the cheapest is \$4,200. At an average of \$445 per night, however, hotel prices in the Phoenix area will be relatively expensive, making it the second-highest level for a Super Bowl week, according to STR, a hospitality analytics firm that tracks prices. The most expensive Super Bowl was in 2016 in San Francisco when rooms averaged \$451 per night. In addition to the Super Bowl, the city is also hosting a PGA event that features golf’s biggest players, including Rory McIlroy and Jordan Spieth. Those two events on the same weekend puts the local hotel occupancy rate to 94%, the firm said. The normal rate for a hotel room is around \$160 per night, STR said. I had a question at sentence: ‘New YorkCNN — Watching Super Bowl LVII in person will be cheaper than last year’s game’, but it will still cost you thousands of dollars.’, Why is the Super Bowl cheaper this year?</p>

Figure 6: Examples of prompts for each QA system used to answer the INQUISITIVE-BROAD Dataset

w1	w2	raw discrete rating	EBR w/o article Δ Corr	EBR Δ Corr
0	4	-0.7917	0.8079	0.7768
0	1	-0.1908	-0.1034	0.3836
2	3	-0.1080	0.3571	0.3832
0	3	-0.3857	0.3781	0.3791
2	5	0.0636	0.3323	0.3767
2	7	-0.0192	0.2992	0.3200
2	6	-0.0681	0.2857	0.3009
0	6	-0.0504	0.2934	0.3007
5	7	0.0678	0.1875	0.2380
3	5	-0.0725	0.1736	0.2050
4	5	-0.0776	0.1533	0.1917
4	7	-0.2556	0.0184	0.1888
2	4	0.0576	0.1512	0.1853
5	6	-0.0305	0.1652	0.1623
0	5	-0.1944	0.2250	0.1542
1	2	0.1440	0.1791	0.1490
1	4	-0.2168	0.1070	0.1268
1	5	0.1777	0.1470	0.1091
1	6	0.1895	0.0965	0.0958
6	7	0.0094	0.0659	0.0949
3	4	-0.0165	0.0376	0.0723
4	6	-0.1687	0.1044	0.0714
3	7	0.0344	0.0410	0.0427
0	2	0.2165	0.0269	0.0269
3	6	0.1550	0.0344	0.0205
1	3	0.2831	0.0110	0.0009
1	7	0.3358	0.0282	-0.0297
0	7	-0.0459	-0.0316	-0.1071

Table 11: Delta in Kendall’s Tau correlation between raw discrete ratings and EBR for a subset of instances that excludes instances agreeing on *complete* label.

Article: Touting her billionaire family’s legacy of populism and massive election victories , Thailand Paetongtarn Shinawatra is emerging as the candidate to beat in coming polls , betting that nostalgia can win millions of working class votes. Paetongtarn , 36 , is campaigning hard in the vote - rich rural strongholds of the Shinawatra family’s Pheu Thai political juggernaut , hoping to reignite the kind of fervour that swept father Thaksin and aunt Yingluck to power in unprecedented landslides. Political neophyte Paetongtarn is promising Pheu Thai will complete unfinished business from three stints in office since 2001 , all of which were cut short by court rulings and military coups that it says were orchestrated by Thailand’s conservative establishment. “ We managed to fix everything in the first year but then four years later we were ousted by a coup , so there are things that we have not achieved , ” Paetongtarn said in her first formal interview with foreign media ahead of the election , expected in May . “ So we go on each stage to tell people how our policies can change their lives. And only through stable politics can people’s lives change in a sustainable manner , ” she said , while campaigning in the northeast . Thaksin and Yingluck were toppled by the army in 2006 and 2014 , respectively , despite overseeing much economic growth . Both live in self - imposed exile to avoid prison convictions their allies say were designed to prevent their political comebacks. The baton has passed to Paetongtarn. Thaksin’s youngest daughter, who is using the same playbook in offering minimum wage increases , utilities subsidies , and long - promised high - speed rail systems and infrastructure to manage floods and droughts . Pheu Thai’s slogan is “ Think Big , Act Smart , ” , taking aim at incremental reforms by the military - backed governments of Prime Minister Prayuth Chanocha since he seized power in 2014 . “ The picture has to be big and we must be able to address long - standing problems that festered. These must be completely dealt with , ” Paetongtarn said . Though yet to be named as Pheu Thai’s prime ministerial candidate , Paetongtarn is far ahead in the opinion polls , with twice the support of Prayuth. Pheu Thai is expected to win most votes , but could struggle to lead a government given the military’s influence over an appointed Senate , which together with the elected lower house chooses the prime minister. Paetongtarn said she consults regularly and remains close with her father , who lives mainly in Dubai. His chief worry , she said , was her campaigning while nearly seven months pregnant . “ But I’m OK , ” she said . “ This is my second pregnancy. I am aware of myself . I won’t go too hard . ” Despite their electoral popularity , the Shinawatras are loathed in Thailand as much as they are loved . They have long been accused by opponents of cronyism to enrich business friends and of buying off the poor with wasteful populist policies. The Shinawatras deny the charges. Thailand’s election is shaping up to be another grudge match between warring elites in Southeast Asia’s second - biggest economy. Paetongtarn said she remains concerned about the impact of the country’s intractable power struggle involving her family , including coups , which she said makes Thailand “ go backwards ” . “ It also makes the world see our country in a different light. They don’t want to trade with us. It reduces the opportunities for everyone , ” she said. “ Our country has been frozen for so long. So a coup should not take place again. The country must progress and people deserve to have better livelihoods . ”		
	Annotator 1	Annotator 2
Question: How are foreign powers reacting to the election? Davinci: The US and EU are trying to influence the election.	Label: Missing All Explanation: The article doesn’t say what other countries are feeling about the election. And it certainly doesn’t say the US and EU are trying to influence the election.	Label: Missing All Explanation: There is no answer available in the text, and this was clearly either made up or taken from an external source
Question: How are foreign powers reacting to the election? Davinci-003: Foreign powers have been cautious in their reactions to the upcoming election in Thailand. They are concerned about the country’s intractable power struggle and the potential for further coups, which could have a negative impact on trade and other opportunities.	Label: Complete Explanation: The answer is correct and complete.	Label: Missing Minor Explanation: The answer fits with the overall theme of the article, but it attributes Paetongtarn Shinawatra’s concerns to foreign investors
Question: How are foreign powers reacting to the election? GPT-4: The article does not provide information on how foreign powers are reacting to the upcoming election in Thailand.	Label: Complete Explanation: The answer is correct and complete.	Label: Complete Explanation: The question asks for outside information
Article: CAIRO - A night of largely peaceful protests ended early Monday in a bloody clash between Muslim Brotherhood supporters and Egyptian soldiers, according to the Brotherhood and Egyptian media. Muslim Brotherhood officials, who are supporting ousted Islamist President Mohamed Morsi, said security forces raided their encampment outside the Republican Guard compound with tear gas and gunfire about 4 a.m. Supporters of Morsi have camped there for days demanding the release of the former leader, who has been under arrest since a military coup last week. Casualty figures were not immediately available, but Muslim Brotherhood officials said many people were killed and hundreds wounded. They called upon their supporters to donate blood and rush to the Nasr district of Cairo to assist the victims. ‘Bloodbath!’ tweeted Muslim Brotherhood spokesman Gehad Haddad. Egyptian television showed chaotic scenes of bloodied, unconscious protesters lying in makeshift triage facilities. They also showed images of more than a dozen bodies lying under sheets and Egyptian flags. In an interview with Al-Jazeera television, Haddad said Egypt had returned to a ‘full-fledged police state in just five days’. Hours earlier, Egypt’s new interim leadership had narrowed in on a compromise candidate to serve as the next prime minister. The state-run Alharam website and other Egyptian media reported that the new front-runner is Ziad Bahaa El-Din, a founding member of the Egyptian Social Democratic Party. El-Din is an attorney and former parliament member who previously served as an economic adviser, financial regulator and head of Egypt’s General Authority for Investment under the government of deposed President Hosni Mubarak. El-Din is seen as a less divisive choice than secular opposition leader Mohamed ElBaradei, whose nomination was abruptly blocked a day earlier. Under the latest scenario, ElBaradei would become vice president, Ahram reported. El-Din and interim government officials cautioned that no final decision has been made. The debate over the prime minister marked the first standoff within the unlikely coalition of divergent opposition parties that came together last week to support the military’s toppling of Morsi. The military and interim President Adly Mahmoud Mansour had hoped the swift appointment of a prime minister would send a message of stability and confidence to both Egyptians and the international community. Instead, the fumbling raised fresh doubts about Egypt’s political future. Though viewed as a liberal, El-Din is seen as someone who will focus on improving Egypt’s sagging economy and reforming corrupt government institutions. He has been an outspoken police critic and blamed Morsi for failing to adopt a more inclusive approach during his year in office. Liberal youth activists, led by the Rebel movement that helped organize the mass protests that ousted Morsi, pushed hard for ElBaradei, a Nobel Peace Prize laureate and former head of the International Atomic Energy Agency. Mansour seemed set to appoint ElBaradei, and a swearing-in was scheduled. But late Saturday the government abruptly backtracked after the ultra-religious Nour Party rejected him as too liberal and divisive, threatening to quit the interim coalition if ElBaradei got the job. On Sunday, throngs of Egyptians from both sides had voiced their views in mass protests - largely peaceful until the early morning violence. In the Nasr neighborhood, speakers denounced last week’s coup as illegitimate and called on mid-level army officers to revolt against top generals who pushed Morsi out. ‘We will stay here for as long as it takes and peacefully pressure the army to reinstate Morsi,’ said Gamal Ragab, 41. And in Tahrir Square, the number of anti-Morsi demonstrators surged into the tens of thousands early Sunday evening. ‘We want to build the democracy that we dreamed of in 2011, not a religious state where religion is used to divide the whole population and exclude anyone who doesn’t share the Brotherhood’s ideology,’ said Samira Kamel, 21, a Cairo student. ‘We want to show the world that this is a popular revolution, not a coup.’		
	Annotator 1	Annotator 2
Question: Does he have a lot of supporters? Davinci: Yes, he does.	Label: Missing Minor Explanation: The answer could have attempted to draw some information from the text	Label: Missing All Explanation: The article does not mention how many supporters Morsi has.
Question: Does he have a lot of supporters? Davinci-003: Yes, Muslim Brotherhood officials said security forces raided their encampment outside the Republican Guard compound with tear gas and gunfire about 4 a.m. and there were tens of thousands of anti-Morsi demonstrators in Tahrir Square. Question: Does he have a lot of supporters? GPT-4: It is not clear exactly how many supporters Morsi has, but the article mentions that they camped outside of the Republican Guard compound for days demanding his release. The article also states that the number of anti-Morsi demonstrators surged into the tens of thousands.	Label: Missing All Explanation: The answer tells of anti-Morsi demonstrators not pro-Morsi. There is no information on the numbers of Morsi supporters Label: Complete Explanation: The answer is correct and complete.	Label: Missing Major Explanation: The answer focuses on the anti-Morsi side, though the text only mentions “throngs” of protestors “from both sides” Label: Complete Explanation: This answer fits with the article text

Figure 7: Example article, questions, system responses and annotations from INQUISITIVE-BROAD

<p>1 WASHINGTON - President Barack Obama on Monday called on Americans to stand up against religious bigotry as he offered his support to the families of those killed in shootings at two Jewish community centers in the Kansas City area.</p> <p>2 'Nobody should have to worry about their security when gathering with their fellow believers,' Obama told religious leaders at the White House for the annual Easter prayer breakfast.</p> <p>3 No one should ever have to fear for their safety when they go to pray.</p> <p>4 And as a government, we're going to provide whatever assistance is needed to support the investigation'.</p> <p>5 Obama noted that he had a connection to two of the victims.</p> <p>6 A teenager and his grandfather, shot in a parking lot behind the Jewish Community Center of Greater Kansas City, attended the United Methodist Church of the Resurrection, Obama said.</p> <p>7 That church's pastor, Rev. Adam Hamilton, delivered the sermon at the prayer service at the National Cathedral marking Obama's second inauguration and attended last year's prayer breakfast at the White House.</p> <p>8 Hamilton broke the news to his congregation at the Palm Sunday service, the president said.</p> <p>9 'That this occurred now, as Jews were preparing to celebrate Passover, as Christians were observing Palm Sunday, makes this tragedy all the more painful,' Obama said.</p> <p>10 Police have arrested Frazier Glenn Miller, 73, in connection with the shooting.</p> <p>11 Civil rights advocates say Miller has ties to the Ku Klux Klan and a long history of espousing hate against Jews, among others.</p> <p>12 Police say they do not believe that the shooter knew his victims.</p> <p>13 Obama called on the religious leaders to 'keep coming together across faiths to combat the ignorance and intolerance, including anti-Semitism, that can lead to hatred and to violence'.</p> <p>14 This Easter week, of course, we recognize that there's a lot of pain and a lot of sin and a lot of tragedy in this world, but we're also overwhelmed by the grace of an awesome God,' he said.</p> <p>15 'We're all children of God, we're all members in his image, all worthy of his love and dignity, and we see what happens around the world when this kind of religious-based or -tinged violence can rear its ugly head.</p> <p>16 It's got no place in our society,' Obama mentioned his recent trip to Vatican City, where he met for the first time with Pope Francis.</p> <p>17 Obama, who is not Catholic, has said he is inspired by the pope and praised his focus on inequality and inclusion in the church.</p> <p>18 The president urged the religious leaders to mind the message coming out of Rome.</p> <p>19 He implores us to see the inherent dignity in each human being.</p> <p>20 But it's also his deeds, simple yet profound, hugging the homeless man or washing the feet of somebody who, normally, ordinary folks would just pass by on the street.</p> <p>21 'He reminds us that all of us, no matter what our station, have an obligation to live righteously and that we all have an obligation to live humbly, because that's, in fact, the example that we profess to follow.'</p>	
<p>Question 1 of 3</p> <p>1 WASHINGTON - President Barack Obama on Monday called on Americans to stand up against religious bigotry as he offered his support to the families of those killed in shootings at two Jewish community centers in the Kansas City area.</p> <p>2 'Nobody should have to worry about their security when gathering with their fellow believers,' Obama told religious leaders at the White House for the annual Easter prayer breakfast.</p> <p>3 No one should ever have to fear for their safety when they go to pray.</p> <p>4 And as a government, we're going to provide whatever assistance is needed to support the investigation'.</p> <p>5 Obama noted that he had a connection to two of the victims.</p> <p>6 A teenager and his grandfather, shot in a parking lot behind the Jewish Community Center of Greater Kansas City, attended the United Methodist Church of the Resurrection, Obama said.</p> <p>7 That church's pastor, Rev. Adam Hamilton, delivered the sermon at the prayer service at the National Cathedral marking Obama's second inauguration and attended last year's prayer breakfast at the White House.</p> <p>8 Hamilton broke the news to his congregation at the Palm Sunday service, the president said.</p> <p>9 'That this occurred now, as Jews were preparing to celebrate Passover, as Christians were observing Palm Sunday, makes this tragedy all the more painful,' Obama said.</p> <p>10 Police have arrested Frazier Glenn Miller, 73, in connection with the shooting.</p> <p>11 Civil rights advocates say Miller has ties to the Ku Klux Klan and a long history of espousing hate against Jews, among others.</p> <p>12 Police say they do not believe that the shooter knew his victims.</p> <p>13 Obama called on the religious leaders to 'keep coming together across faiths to combat the ignorance and intolerance, including anti-Semitism, that can lead to hatred and to violence'.</p> <p>14 This Easter week, of course, we recognize that there's a lot of pain and a lot of sin and a lot of tragedy in this world, but we're also overwhelmed by the grace of an awesome God,' he said.</p> <p>15 'We're all children of God, we're all members in his image, all worthy of his love and dignity, and we see what happens around the world when this kind of religious-based or -tinged violence can rear its ugly head.</p> <p>16 It's got no place in our society,' Obama mentioned his recent trip to Vatican City, where he met for the first time with Pope Francis.</p> <p>17 Obama, who is not Catholic, has said he is inspired by the pope and praised his focus on inequality and inclusion in the church.</p> <p>18 The president urged the religious leaders to mind the message coming out of Rome.</p> <p>19 He implores us to see the inherent dignity in each human being.</p> <p>20 But it's also his deeds, simple yet profound, hugging the homeless man or washing the feet of somebody who, normally, ordinary folks would just pass by on the street.</p> <p>21 'He reminds us that all of us, no matter what our station, have an obligation to live righteously and that we all have an obligation to live humbly, because that's, in fact, the example that we profess to follow.'</p>	<p>Question arose from this sentence:</p> <p>what was the connection?</p> <p>Answer Sentence:</p> <p>The connection is that the teenager and his grandfather, who were shot in a parking lot behind the Jewish Community Center of Greater Kansas City, attended the United Methodist Church of the Resurrection. The church's pastor, Rev. Adam Hamilton, delivered the sermon at the prayer service at the National Cathedral marking Obama's second inauguration and attended last year's prayer breakfast at the White House.</p>
<p>STEP 1: Is the information in the machine response correct?</p> <p>It is correct if information in the response is:</p> <ul style="list-style-type: none">• present in the document AND,• relevant to answering the question <p>It is incorrect if,</p> <ul style="list-style-type: none">• information stated in the response is not relevant to the question OR,• the response falsely states the relevant information is not in the document when it indeed is present <p><input type="radio"/> Yes</p> <p><input type="radio"/> No</p>	
<p>STEP 2: Which of the following describes the machine response</p> <p><input type="radio"/> The response has all information from the document needed to answer the question</p> <p><input type="radio"/> The response misses some information from the document needed to answer the question</p> <p><input type="radio"/> The response misses a lot of information from the document needed to answer the question</p> <p><input type="radio"/> The response misses all the information from the document needed to answer the question</p>	
<p>STEP 3: If the response is missing information, please mention sentence numbers (separated by comma) from the document that it should include: (if there is no missing information then write NA)</p> <p><input type="text"/></p>	
<p>STEP 4: Please give reasons for your choices:</p> <p><input type="text"/></p>	
<p><input type="button" value="Next Question"/> <input type="button" value="Submit"/></p>	
<p><input type="button" value="Reset Annotation for this data point"/></p>	

Figure 8: Screenshot of the annotation interface visible to the annotators