

# Bi-Drop: Generalizable Fine-tuning for Pre-trained Language Models via Adaptive Subnetwork Optimization

Shoujie Tong<sup>1,2\*</sup> Heming Xia<sup>1,2\*</sup> Damai Dai<sup>1</sup> Tianyu Liu<sup>3</sup>  
 Binghuai Lin<sup>3</sup> Yunbo Cao<sup>3</sup> Zhifang Sui<sup>1</sup>

<sup>1</sup> National Key Laboratory for Multimedia Information Processing, Peking University

<sup>2</sup> School of Software & Microelectronics, Peking University <sup>3</sup> Tencent Cloud AI

{xiaheming, daidamai, szf}@pku.edu.cn {tong}@stu.pku.edu.cn

{rogertyliu, binghuailin, yunbocao}@tencent.com

## Abstract

Pretrained language models have achieved remarkable success in a variety of natural language understanding tasks. Nevertheless, fine-tuning large pretrained models on downstream tasks is susceptible to overfitting if the training set is limited, which will lead to diminished performance. In this work, we propose a dynamic fine-tuning strategy for pretrained language models called Bi-Drop. It utilizes the gradient information of various sub-models generated by dropout to update the model parameters selectively. Experiments on the GLUE benchmark show that Bi-Drop outperforms previous fine-tuning methods by a considerable margin, and exhibits consistent superiority over vanilla fine-tuning across various pretrained models. Furthermore, empirical results indicate that Bi-Drop yields substantial improvements in the multiple task or domain transfer, data imbalance, and low-resource scenarios, demonstrating superb generalization ability and robustness.

## 1 Introduction

In recent years, significant progress has been made in Natural Language Processing (NLP) with the emergence of large-scale Pretrained Language Models (PLM) (Devlin et al., 2018; Liu et al., 2019; Raffel et al., 2019; Clark et al., 2020). Pretraining and fine-tuning have become the standard paradigm for a variety of downstream NLP tasks. Despite their monumental success, such approaches still face challenges in maintaining generalization performance on downstream tasks - they run into the overfitting issue when the training data of the downstream task is limited (Phang et al., 2018; Devlin et al., 2018; Lee et al., 2020) and suffer from catastrophic forgetting (Aghajanyan et al., 2021; Mahabadi et al., 2021; Xu et al., 2021).

To address the aforementioned issue, multiple regularization techniques have been proposed to

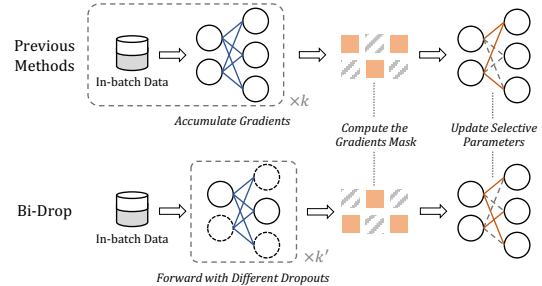


Figure 1: Comparisons of Bi-Drop with previous methods. Unlike previous methods that require multiple mini-batches of data to determine the optimized sub-network, Bi-Drop has a step-wise subnetwork selection strategy with less dependence on data.

enhance the generalization ability of models (Chen et al., 2020; Aghajanyan et al., 2021; Wu et al., 2021; Xu et al., 2021; Yuan et al., 2022). Among them, sub-network optimization strategies have attracted a surge of research interest recently, such as Child-Tuning<sub>D</sub> (Xu et al., 2021) and DPS (Zhang et al., 2022). Child-Tuning<sub>D</sub> estimates the importance of parameters based on Fisher Information (FI) and selects a static sub-network for updating. DPS is an improved variant of Child-Tuning<sub>D</sub>, which propose to estimate FI utilizing multiple mini-batches of data and dynamically decide the sub-network to be updated. Despite their success, these FI-based methods still encounter the following limitations: **1) hysteresis in sub-network updating.** The sub-network preference is estimated with the model parameters in the last iteration and may deviate from the current update; **2) insufficient utility of training data.** Since FI estimation requires cumulative gradients through multiple mini-batches, these methods naturally do not fit in the situations with data scarcity.

In this work, we take a deeper dive into adaptive subnetwork optimization strategies and propose Bi-Drop, an *FI-free* sub-network optimization strategy for pretrained language model fine-tuning. Instead of FI estimation that requires cumulative gradients

\*Co-first authors with equal contributions

of mini-batches, Bi-Drop proposes to leverage the gradient information of different sub-models generated by dropout to select the updated parameters in each mini-batch. As shown in Figure 1, within a single training step of Bi-Drop, each mini-batch data first goes through the forward pass multiple times, and distinct sub-models would arise due to the randomness of the dropout operation. Then we apply a parameter selection algorithm with perturbation and scaling factors that stabilize the gradient updates. In this way, Bi-Drop selectively updates parameters based on their accordance with the current mini-batch to mitigate overfitting.

Extensive experiments on the GLUE benchmark demonstrate that Bi-Drop shows remarkable superiority over the state-of-the-art fine-tuning regularization methods, with a considerable margin of  $0.53 \sim 1.50$  average score. Moreover, Bi-Drop consistently outperforms vanilla fine-tuning by  $0.83 \sim 1.58$  average score across various PLMs. Further analysis indicates that Bi-Drop attains superb generalization power in the multiple experiments with domain/task transfer and is robust to data-imbalance and low-resource scenarios.

To sum up, our contributions are three-fold:

- Divergent from prior FI-based methods, we propose Bi-Drop, a step-wise sub-network optimization strategy that adaptively selects the updated subnetwork based on the current mini-batch data. Compared with prior work, Bi-Drop derives a more stable and robust training trajectory with simultaneous sub-network update and efficient utility of training data.
- With extensive experiments on various PLMs, we demonstrate that Bi-Drop achieves consistent and remarkable superiority over prior fine-tuning regularization methods as well as vanilla fine-tuning.
- Further analysis shows that Bi-drop attains outstanding generalization power across multiple experiments with domain/task transfer and data imbalance and low-resource scenarios. We will release all of our codes and checkpoints to facilitate future research.

## 2 Related Work

**Pretrained Language Models** In recent years, the field of natural language processing (NLP) has witnessed significant advancements due to the development of large-scale pretrained language mod-

Models	Subnetwork Granularity	Hysteresis	Data Depend.
Child-Tuning <sub>D</sub>	<i>task-wise</i>	Yes	Yes
DPS	<i>cycle-wise</i>	Yes	Yes
Bi-Drop	<i>step-wise</i>	<b>No</b>	<b>No</b>

Table 1: Comparison of Bi-Drop with prior FI-based subnetwork optimization methods. “cycle-wise” refers to the granularity that includes multiple mini-batches of data.

els (PLMs). The introduction of BERT (Devlin et al., 2018) sparked a continuous emergence of various pre-trained models, including RoBERTa (Liu et al., 2019), ELECTRA (Clark et al., 2020), XLNet (Yang et al., 2019), GPT-2 (Radford et al., 2019), and GPT-3 (Brown et al., 2020), which have brought remarkable improvements in model structures and scales. Until now, pretraining and fine-tuning is still the standard approach for utilizing large pretrained language models in performing downstream tasks.

**Regularization methods for fine-tuning** Large-scale PLMs are prone to over-fitting (Phang et al., 2018; Devlin et al., 2018) and exhibit inadequate generalization ability when fine-tuned with limited training data (Aghajanyan et al., 2021; Mahabadi et al., 2021), resulting in degraded performance. To tackle this issue, various regularization techniques have been suggested to enhance the generalization capacity of models, including advanced dropout alternatives (Wan et al., 2013; Wu et al., 2021), applying adversarial perturbations (Aghajanyan et al., 2021; Wu et al., 2022; Yuan et al., 2022) and constrained regularization methods (DauméIII, 2007; Chen et al., 2020). In recent years, Child-tuning (Xu et al., 2021) and DPS (Zhang et al., 2022) propose to estimate parameter importance based on Fisher Information (FI) and selectively optimize a subnetwork during fine-tuning to mitigate overfitting. However, these FI-based methods have a strong dependence on the training data and exhibit hysteresis in subnetwork updating.

As shown in Table 1, compared with prior FI-based methods, Bi-Drop introduces a step-wise subnetwork optimization strategy that adaptively selects the subnetwork to be updated based on the current mini-batch. It is worth noting that, as a model-agnostic technique, Bi-Drop is orthogonal to most previous fine-tuning methods, which could further boost the model’s performance.

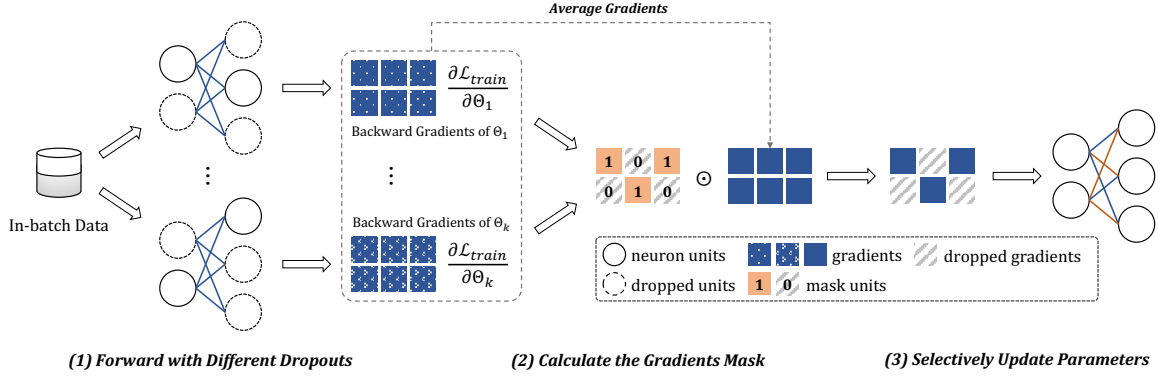


Figure 2: An overall illustration of Bi-Drop. Bi-Drop splits each training step into three sub-steps: **(1) Multiple forward propagation:** each mini-batch sample goes through the forward pass multiple times (denoted as  $k$ ) with different dropouts; **(2) Subnetwork selection:** an advanced strategy is adopted to select the subnetwork to be updated based on the gradients of distinct sub-models generated by dropout; **(3) Parameter updating:** only the parameters of the selected subnetwork are updated to mitigate overfitting.

### 3 Methodology

#### 3.1 Background

We first introduce the paradigm of subnetwork optimization by giving general formulations of the back propagation during the vanilla fine-tuning and CHILD-TUNING<sub>D</sub>. We denote the parameters of the model at  $t$ -th iteration as  $\theta_t = \{\theta_{t,i}\}_{i=1}^n$ , where  $\theta_{t,i}$  represent the  $i$ -th element of  $\theta_t$  at the  $t$ -th training iteration.  $\theta_0$  denotes the parameter matrix of the pre-trained model. The vanilla fine-tuning adopts Stochastic Gradient Descent (SGD) to all the model parameters, formally:

$$\theta_{t+1} = \theta_t - \eta \frac{\partial \mathcal{L}(\theta_t)}{\partial \theta_t} \quad (1)$$

where  $\mathcal{L}$  represents the training loss within a batch;  $\eta$  is the learning rate. Instead of fine-tuning the entire network, CHILD-TUNING<sub>D</sub> proposes to only optimize a subset of parameters (i.e., the subnetwork). It first adopts the Fisher Information (FI) to estimate the relative importance of the parameters for a specific downstream task, which can be formulated as:

$$F(\theta_0) = \sum_{j=1}^{|\mathcal{D}|} \left( \frac{\partial \mathcal{L}(\theta_0)}{\partial \theta_0} \right)^2 \quad (2)$$

$$M_{CTD} = F(\theta_0) > \text{sort}(F(\theta_0))_p \quad (3)$$

where  $\mathcal{D}$  is the training data,  $F(\theta_0)$  denotes the fisher information matrix of the pretrained parameters;  $\text{sort}(\cdot)_p$  represents the highest value of  $p$  percentile in  $F(\theta_0)$  after sorting in ascending order;  $M_{CTD}$  is a mask matrix that is the same-sized as  $\theta_0$ . During fine-tuning, CHILD-TUNING<sub>D</sub> only optimize the selected subnetwork in  $M_{CTD}$ :

$$\theta_{t+1} = \theta_t - \eta \frac{\partial \mathcal{L}(\theta_t)}{\partial \theta_t} M_{CTD} \quad (4)$$

#### 3.2 Bi-Drop

As introduced in Section 3.1, CHILD-TUNING<sub>D</sub> only optimizes an unchanged subnetwork during fine-tuning and ignores the update of other parameters, which may degrade the model’s performance on downstream tasks. In this section, we give a detailed introduction to our proposed method, Bi-Drop, which selects the updated parameters adaptively at each fine-tuning step. Specifically, Bi-Drop splits each training step into three sub-steps: (1) multiple forward propagation, (2) subnetwork selection, and (3) parameter updating. We provide a pseudo-code of Bi-Drop in Algorithm 1.

##### 3.2.1 Multiple Forward Propagation

Instead of prior FI-based methods that require accumulated gradients to measure the parameter importance, Bi-Drop leverages distinct sub-models generated by dropout to select the subnetwork to be updated. Inspired by Wu et al. (2021), given the training data  $\mathcal{D} = \{(x_i, y_i)\}_{i=1}^m$ , at each training step, we feed  $x_i$  to the model multiple times in the forward pass with different dropouts, and obtain their gradients correspondingly:

$$\mathbf{g}_t^{(j)} = \frac{\partial \mathcal{L}(\theta_t^{(j)})}{\partial \theta_t^{(j)}}, \quad j = 1, 2, \dots, k \quad (5)$$

where  $\theta_t^{(j)}$  and  $\mathbf{g}_t^{(j)}$  represents the parameters of the  $j$ -th forward pass and its corresponding gradients.  $k$  denotes the number of forward passes, i.e., the number of distinct sub-models with different dropouts.

##### 3.2.2 Subnetwork Selection

In this subsection, we introduce our subnetwork selection strategy, which estimates the relevant importance of parameters based on the gradients of

---

**Algorithm 1** Bi-Drop for Adam Optimizer

---

**Require:**  $\theta_0$ : initial pretrained weights;  $\mathcal{L}(\theta)$ : stochastic objective function with parameters  $\theta$ ;  $\beta_1, \beta_2 \in [0, 1)$ : exponential decay rates for the moment estimates;  $\eta$ : learning rate;

- 1: **initialize** timestep  $t \leftarrow 0$ , first moment vector  $\mathbf{m}_0 \leftarrow \mathbf{0}$ , second moment vector  $\mathbf{v}_0 \leftarrow \mathbf{0}$
- 2: **while** not converged **do**
- 3:    $t \leftarrow t + 1$   
    *// Multiple forward propagation*
- 4:    $\mathbf{g}_t^{(j)} \leftarrow \frac{\partial \mathcal{L}(\theta_t^{(j)})}{\partial \theta_t^{(j)}}$ ,  $j = 1, 2, \dots, k$   
    *// Subnetwork selection*
- 5:    $\mathbf{M}_t \leftarrow \text{SelectSubNetwork}(\mathbf{g}_t)$   
    *// Gradients Updating*
- 6:    $\mathbf{g}_t \leftarrow \mathbf{g}_t \odot \mathbf{M}_t$
- 7:    $\mathbf{m}_t \leftarrow \beta_1 \cdot \mathbf{m}_{t-1} + (1 - \beta_1) \cdot \mathbf{g}_t$
- 8:    $\mathbf{v}_t \leftarrow \beta_2 \cdot \mathbf{v}_{t-1} + (1 - \beta_2) \cdot \mathbf{g}_t^2$
- 9:    $\hat{\mathbf{m}}_t \leftarrow \mathbf{m}_t / (1 - \beta_1^t)$
- 10:    $\hat{\mathbf{v}}_t \leftarrow \mathbf{v}_t / (1 - \beta_2^t)$   
    *// Update weights*
- 11:    $\mathbf{w}_t \leftarrow \mathbf{w}_{t-1} - \eta \cdot \hat{\mathbf{m}}_t / (\sqrt{\hat{\mathbf{v}}_t} + \epsilon)$
- 12: **end while**
- 13: **return**  $\mathbf{w}_t$

---

distinct sub-models generated by different dropouts. Concretely, our strategy is based on two estimation factors: the perturbation factor and the scaling factor.

**Perturbation Factor** We propose the perturbation factor, which estimates the importance of parameters according to their stability with different dropouts in the forward pass. We point out that various sub-models generated by dropout can be viewed as adversarial perturbations to the vanilla model. The perturbation factor is formalized as follows:

$$\boldsymbol{\mu}_t = \frac{1}{k} \sum_{j=1}^k \mathbf{g}_t^{(j)} \quad (6)$$

$$\mathbf{F}_{per}(\theta_t) = |\boldsymbol{\mu}_t| \cdot \left[ \sum_j \left( \mathbf{g}_t^{(j)} - \boldsymbol{\mu}_t \right)^2 \right]^{-\frac{1}{2}} \quad (7)$$

where  $\boldsymbol{\mu}_t$  is the average gradients of parameters.  $\mathbf{F}_{per}$  measures the stability of parameters by both considering the mean and variance of gradients with adversarial perturbations.

**Scaling Factor** We further propose the scaling factor as a regularization term. This factor measures the ratio of the average parameter gradients to

the original parameters. Parameters whose gradient scale is much smaller than the original parameters will not be updated.

$$\mathbf{F}_{sca}(\theta_t) = |\boldsymbol{\mu}_t| \cdot |\theta_t|^{-1} \quad (8)$$

### 3.2.3 Parameter Updating

Following prior work (Xu et al., 2021; Zhang et al., 2022), we derive a step-wise mask matrix  $\mathbf{M}_t$  filtered by selecting the highest value of  $p$  percentile measured by the aforementioned two estimation factors.

$$\mathbf{F}_{final}(\theta_t) = \mathbf{F}_{per}(\theta_t) \cdot \mathbf{F}_{sca}(\theta_t) \quad (9)$$

$$\mathbf{M}_t = \mathbf{F}_{final}(\theta_t) > \text{sort}(\mathbf{F}_{final}(\theta_t))_p \quad (10)$$

Then, we utilize  $\mathbf{M}_t$  to update the subnetwork which consists of important parameters at each training step. We denote the formulation by simply replacing Eq.4 with our step-wise mask matrix  $\mathbf{M}_t$ :

$$\theta_{t+1} = \theta_t - \eta \frac{\partial \mathcal{L}(\theta_t)}{\partial \theta_t} \mathbf{M}_t \quad (11)$$

## 4 Experiments

### 4.1 Datasets

**GLUE Benchmark** Following previous work (Lee et al., 2020; Dodge et al., 2020; Zhang et al., 2021), we conduct extensive experiments on eight datasets from the GLUE benchmark, including natural language inference (RTE, QNLI, MNLI), paraphrase and similarity (MRPC, STS-B, QQP), linguistic acceptability (CoLA), and sentiment classification (SST-2). We include the detailed statistics and metrics of the datasets in Appendix A. Since the test results are only accessible online with limited submission times, we follow prior studies (Phang et al., 2018; Lee et al., 2020; Aghajanyan et al., 2021; Dodge et al., 2020; Xu et al., 2021; Zhang et al., 2022) that fine-tune the pretrained model on the training set and report the results on the development sets using the last checkpoint.

**NLI Datasets** We also conduct experiments to evaluate the generalization ability of Bi-Drop on several Natural Language Inference (NLI) tasks, including SNLI (Bowman et al., 2015), MNLI (Williams et al., 2018), MNLI-M (Williams et al., 2018), RTE (Bentivogli et al., 2009), and SICK (Marelli et al., 2014). We report all results by Accuracy on the development sets consistent with GLUE.

Method	CoLA	MRPC	RTE	STS-B	Avg	$\Delta$
Vanilla	63.76(65.55)	90.41(91.91)	70.97(74.01)	89.70(90.58)	78.71(80.51)	0.00
Weight Decay	63.70(65.53)	90.89(91.98)	72.24(74.37)	89.66(90.22)	79.12(80.53)	+0.41(0.02)
Top-K Tuning	63.89(65.37)	91.09(92.05)	72.84(75.17)	89.64(90.83)	79.37(80.86)	+0.66(0.35)
Mixout	64.05(65.41)	91.19(92.05)	72.32(75.52)	89.89(90.42)	79.36(80.85)	+0.65(0.34)
RecAdam	64.09(65.35)	90.88(91.89)	72.48(74.30)	89.67(90.62)	79.28(80.54)	+0.57(0.03)
ChildTuning <sub>D</sub>	64.25(65.81)	91.19(92.20)	72.35(76.53)	90.18(90.88)	79.49(81.36)	+0.78(0.85)
R3F	64.88(66.33)	91.55(92.28)	72.42(74.37)	89.70(90.58)*	79.64(80.89)	+0.93(0.38)
DPS <sub>mix</sub>	64.40(66.21)	91.05(92.17)	72.88(75.81)	90.47(91.02)	79.70(81.30)	+0.99(0.79)
R-Drop	64.83( <b>66.79</b> )	91.76(92.17)	73.12(76.53)	90.14(90.42)	79.96(81.48)	+1.25(0.97)
Bi-Drop	<b>64.94</b> (66.69)	<b>91.79</b> (92.68)	<b>73.79</b> (77.61)	<b>90.59</b> (91.04)	<b>80.26</b> (82.01)	<b>+1.55</b> (1.50)

Table 2: Comparison between Bi-Drop with prior fine-tuning methods. We report the mean (max) results of 10 random seeds. The best results are **bold**. Note that since R3F is not applicable to the regression task, the results on STS-B (marked with \*) remain the same as vanilla and Bi-Drop, respectively. It shows that Bi-Drop achieves the best performance compared with other methods.

Method	BERT <sub>base</sub>					Roberta <sub>base</sub>				
	CoLA	MRPC	RTE	STS-B	Avg	CoLA	MRPC	RTE	STS-B	Avg
Vanilla	57.67	90.38	69.57	89.35	<u>76.74</u>	59.45	91.94	76.28	90.60	<u>79.57</u>
Bi-Drop	<b>60.76</b>	<b>91.01</b>	<b>71.73</b>	<b>89.78</b>	<b>78.32</b>	<b>61.28</b>	<b>92.40</b>	<b>78.99</b>	<b>91.00</b>	<b>80.92</b>
Method	BERT <sub>large</sub>					Roberta <sub>large</sub>				
	CoLA	MRPC	RTE	STS-B	Avg	CoLA	MRPC	RTE	STS-B	Avg
Vanilla	63.76	90.41	70.97	89.70	<u>78.71</u>	66.01	92.56	84.51	92.05	<u>83.78</u>
Bi-Drop	<b>64.94</b>	<b>91.79</b>	<b>73.79</b>	<b>90.50</b>	<b>80.26</b>	<b>68.03</b>	<b>92.95</b>	<b>86.10</b>	<b>92.36</b>	<b>84.86</b>
Method	DeBERTa <sub>large</sub>					ELECTRA <sub>large</sub>				
	CoLA	MRPC	RTE	STS-B	Avg	CoLA	MRPC	RTE	STS-B	Avg
Vanilla	65.18	92.32	85.60	91.64	<u>83.69</u>	70.02	92.94	88.37	91.91	<u>85.81</u>
Bi-Drop	<b>66.91</b>	<b>92.88</b>	<b>86.72</b>	<b>92.33</b>	<b>84.71</b>	<b>71.29</b>	<b>93.68</b>	<b>88.98</b>	<b>92.61</b>	<b>86.64</b>

Table 3: Comparison between Bi-Drop and vanilla fine-tuning applied to six widely-used large-scale Pretrained Language Models (PLMs). We report the mean results of 10 random seeds. Average scores on all tasks are underlined. The best results are **bold**. It shows that Bi-Drop yields consistent improvements across all tasks among different PLMs.

## 4.2 Baselines

Besides the vanilla fine-tuning method, we mainly compare our proposed Bi-Drop with the following baselines in our experiments:

**Mixout** (Lee et al., 2020) is a fine-tuning technique that stochastically replaces the parameters with their pretrained weight based on the Bernoulli distribution, to prevent catastrophic forgetting during fine-tuning. **R3F** (Aghajanyan et al., 2021) is a fine-tuning strategy motivated by trust region theory, which injects parametric noise sampled from either a normal or uniform distribution to the pretrained representations. **R-Drop** (Wu et al., 2021) minimizes the bidirectional KL-divergence to force the output distributions of two sub-models sampled by dropout to be consistent with each other. **Child-Tuning<sub>D</sub>** (Xu et al., 2021) selects the most task-relevant parameters as the subnetwork based on the Fisher information and keeps other parameters frozen during fine-tuning. **DPS** (Zhang et al., 2022)

is a dynamic subnetwork optimization algorithm based on Child-Tuning<sub>D</sub>. It estimates Fisher information with multiple mini-batches of data and selects the subnetwork adaptively during fine-tuning.

For reference, we also show other prior fine-tuning techniques in our main experimental results, such as Weight Decay (DauméIII, 2007), Top-K Tuning (Houlsby et al., 2019) and RecAdam (Chen et al., 2020).

## 4.3 Experiments Setup

We conduct our experiments based on the HuggingFace transformers library<sup>1</sup> (Wolf et al., 2020) and follow the default hyper-parameters and settings unless noted otherwise. We report the averaged results over 10 random seeds. Other detailed experimental setups are presented in Appendix B.

<sup>1</sup><https://github.com/huggingface/transformers>

Datasets	SNLI					MNLI				
	Vanilla	CT <sub>D</sub>	R-Drop	DPS	Bi-Drop	Vanilla	CT <sub>D</sub>	R-Drop	DPS	Bi-Drop
MNLI	64.53	64.16	64.51	64.70	<b>66.88</b>	75.78	76.27	<b>76.85</b>	75.48	76.63
MNLI-m	66.11	66.30	66.59	67.29	<b>68.49</b>	77.31	77.30	77.93	77.45	<b>77.98</b>
SNLI	<u>83.37</u>	<u>83.53</u>	<u>83.59</u>	<u>82.95</u>	<b>83.62</b>	70.87	70.76	71.48	71.56	<b>71.63</b>
SICK	52.59	53.73	53.59	<b>55.89</b>	54.28	53.27	<b>55.35</b>	54.21	54.81	54.93
<b>Avg</b>	61.08	61.40	61.56	62.63	<b>63.22</b>	67.15	67.80	67.87	67.94	<b>68.18</b>
$\Delta_{avg}$	-	↑0.32	↑0.48	↑1.55	↑ <b>2.14</b>	-	↑0.65	↑0.72	↑0.79	↑ <b>1.03</b>

Table 4: **Evaluation on out-of-domain generalization.** The models are trained on MNLI/SNLI and tested on out-of-domain data.  $\Delta$  denotes the improvement of the method compared with vanilla fine-tuning. Average scores (marked with \*) are computed excluding in-domain results (underlined). The best results are **bold**. Bi-Drop can better maintain the out-of-domain generalization ability of the model.

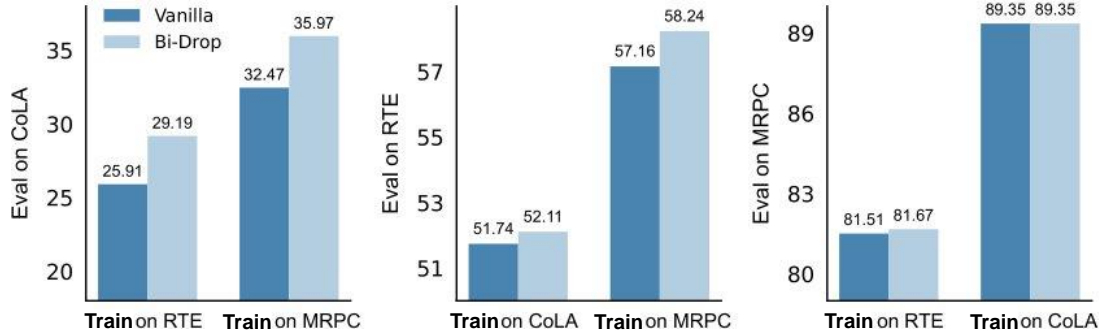


Figure 3: **Evaluation on task generalization.** The model is fine-tuned on a specific task among MRPC, CoLA, RTE and transferred to the other two tasks. Bi-Drop can maintain more generalizable representations compared with vanilla fine-tuning.

#### 4.4 Results on GLUE

**Comparison with Prior Methods** We compare Bi-Drop with various prior fine-tuning methods based on BERT<sub>large</sub> and report the mean (and max) scores on GLUE benchmark in Table 2, following Lee et al. (2020) and Xu et al. (2021). The results indicate that Bi-Drop yields the best average performance across all tasks, showing its effectiveness. Although R-Drop achieves a max score on par with Bi-Drop on the CoLA dataset, Bi-Drop surpasses it on the other three datasets, resulting in an average improvement of 0.53 on the maximum score.

**Comparison with fine-tuning** We show the experimental results of six widely used large-scale PLMs on the GLUE Benchmark in Table 3. The results demonstrate that Bi-Drop surpasses vanilla fine-tuning with a consistent and remarkable margin across all tasks performed on various PLMs. For instance, Bi-Drop achieves an improvement of up to 1.58 average score on BERT<sub>base</sub> and 1.35 average score on Roberta<sub>base</sub>. The results highlight the universal effectiveness of Bi-Drop in enhancing the fine-tuning performance of PLMs.

#### 4.5 Results for Out-of-Domain Generalization

We further evaluate the generalization ability of Bi-Drop on a widely used experimental setting in prior research (Aghajanyan et al., 2021; Xu et al., 2021; Zhang et al., 2022): out-of-domain generalization. In detail, we finetune BERT<sub>large</sub> with different strategies on 5k subsampled MNLI and SNLI datasets respectively, and directly evaluate the fine-tuned model on other NLI datasets, including MNLI, MNLI-m, SNLI, and SICK. The experimental results in Table 4 illustrate that Bi-Drop outperforms vanilla fine-tuning and prior methods across various datasets. Specifically, compared with other fine-tuning methods on SNLI, Bi-Drop demonstrates consistent and substantial improvement, with an average score increase of 2.14. In particular, Bi-Drop achieves an improvement of 2.35 on MNLI task and 2.38 on MNLI-m task. For models trained on MNLI, Bi-Drop also consistently outperforms prior methods, with an average improvement of 1.03 score. The experimental results indicate that the mechanism of Bi-Drop encourages the model to learn deeper and more generic semantic features and alleviate superficial biases of specific tasks, which improves the model’s generalization ability.

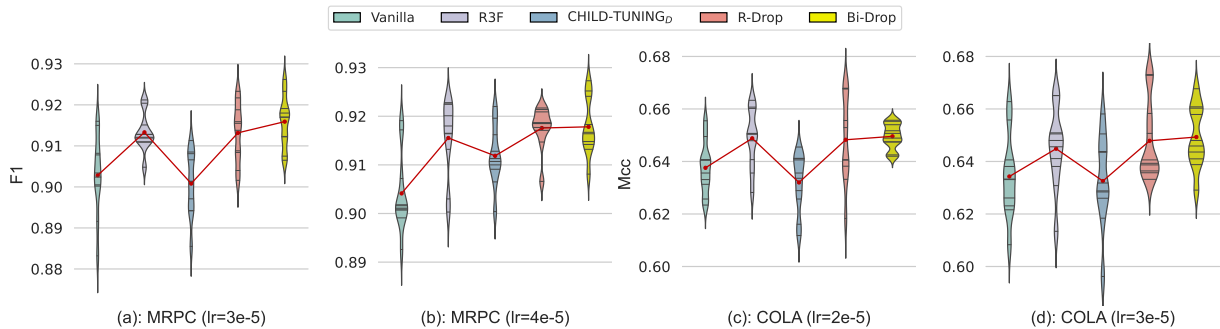


Figure 4: Results of Bi-Drop against various baselines across four experimental settings. Each method includes a violin plot for 10 random runs. Compared with other methods, Bi-Drop has better stability.

Method	CoLA	MRPC	RTE	Avg
Noise Ratio: 5%				
vanilla	61.39	90.24	69.78	73.80 (↓ 1.25)
R3F	<b>62.44</b>	90.46	68.59	73.83 (↓ 2.10)
CT <sub>D</sub>	61.66	90.39	71.47	74.51 (↓ 1.77)
R-Drop	62.33	91.21	73.16	75.57 (↓ 1.00)
Bi-Drop	62.29	<b>91.85</b>	<b>73.57</b>	<b>75.90</b> (↓ <b>0.98</b> )
Noise Ratio: 10%				
vanilla	59.35	89.78	68.51	72.55 (↓ 2.50)
R3F	61.56	90.28	68.56	73.47 (↓ 2.46)
CT <sub>D</sub>	61.56	89.88	69.78	73.72 (↓ 2.56)
R-Drop	61.12	91.10	71.36	74.53 (↓ 2.04)
Bi-Drop	<b>61.65</b>	<b>91.12</b>	<b>71.96</b>	<b>74.91</b> (↓ <b>1.93</b> )
Noise Ratio: 15%				
vanilla	58.96	88.10	68.14	71.73 (↓ 3.32)
R3F	60.74	88.46	67.21	72.14 (↓ 3.79)
CT <sub>D</sub>	59.99	88.10	68.88	72.32 (↓ 3.96)
R-Drop	<b>60.80</b>	89.26	69.55	73.20 (↓ 3.36)
Bi-Drop	60.08	<b>89.73</b>	<b>70.88</b>	<b>73.56</b> (↓ <b>3.28</b> )
Reduction Ratio: 30%				
Vanilla	81.12	78.88	27.71	62.57 ( - )
R3F	81.22	80.07	21.61	60.97 (↓ 1.60)
CT <sub>D</sub>	<b>83.10</b>	79.50	28.14	63.58 (↑ 1.01)
R-Drop	81.37	76.46	32.61	63.48 (↑ 0.91)
Bi-Drop	81.88	<b>80.17</b>	<b>37.66</b>	<b>66.57</b> (↑ <b>4.00</b> )
Reduction Ratio: 40%				
Vanilla	83.30	83.98	39.32	68.87 ( - )
R3F	83.13	<b>85.53</b>	24.48	64.38 (↓ 4.49)
CT <sub>D</sub>	<b>85.78</b>	84.55	37.65	69.33 (↑ 0.46)
R-Drop	83.55	85.07	43.51	70.71 (↑ 1.84)
Bi-Drop	84.33	85.35	<b>49.62</b>	<b>73.10</b> (↑ <b>4.23</b> )
Reduction Ratio: 50%				
Vanilla	86.07	87.40	45.27	72.91 ( - )
R3F	86.66	89.58	30.22	68.82 (↓ 4.09)
CT <sub>D</sub>	<b>87.98</b>	87.64	50.78	75.47 (↑ 2.56)
R-Drop	86.04	88.89	55.73	76.89 (↑ 3.98)
Bi-Drop	86.73	<b>89.61</b>	<b>58.27</b>	<b>78.20</b> (↑ <b>5.29</b> )

Table 5: Comparisons of various tuning strategies on robustness. **Left: Robustness towards label noise.** The noise ratio refers to the proportion of training instances whose labels are transferred to incorrect labels. **Right: Robustness towards data imbalance.** We reduce the number the instances labeled 1 in the training set to 30%/40%/50% of the original number and test the accuracy of instances labeled 1 (as the minority class) in the validation set. Bi-Drop can maintain more robust representations compared with other fine-tuning methods.

## 4.6 Results on Task Generalization

We also evaluate the generalization ability of fine-tuned models following the experimental setting of Aghajanyan et al. (2021) and Xu et al. (2021), which freezes the representations of the model fine-tuned on one task and only trains the linear classifier on the other task. Specifically, we finetune BERT<sub>large</sub> among one task selected among MRPC, CoLA, and RTE and then transfer the model to the other two tasks. The results in Figure 3 demonstrate that Bi-Drop shows consistent superiority over vanilla finetuning when the fine-tuned model is transferred to other tasks. In particular, Bi-Drop achieves an average improvement of 3.50 and 3.28, when models trained on MRPC and RTE respectively are evaluated on CoLA. The results further verify the conclusion that Bi-Drop helps

models learn more generalizable representations, compared to vanilla finetuning.

## 5 Analysis

### 5.1 Stability Analysis

We further investigate the stability properties of fine-tuned models with individual strategies. Figure 4 shows the output distributions of models with four experimental settings and across 10 random seeds. The results indicate that Bi-Drop achieves the best average performance among various strategies. Furthermore, Bi-Drop achieves more stable results across 10 random seeds with less variance, demonstrating its advantage in stability.

Datasets	0.5K				1K			
	Vanilla	CT <sub>D</sub>	DPS	Bi-Drop	Vanilla	CT <sub>D</sub>	DPS	Bi-Drop
CoLA	36.23	40.77	41.87	<b>44.78</b>	48.92	51.63	52.89	<b>54.76</b>
MRPC	81.33	81.95	<b>83.29</b>	83.18	83.90	84.62	85.03	<b>85.44</b>
RTE	58.87	59.27	59.16	<b>60.04</b>	62.17	63.85	64.92	<b>66.96</b>
STS-B	82.60	82.79	83.41	<b>85.19</b>	85.91	86.92	87.26	<b>87.53</b>
SST-2	86.11	88.19	89.08	<b>89.38</b>	89.95	89.88	<b>90.44</b>	90.41
QNLI	78.76	79.32	79.27	<b>80.48</b>	82.49	83.65	83.86	<b>84.35</b>
QQP	71.88	73.43	74.22	<b>74.61</b>	77.65	78.57	78.79	<b>79.01</b>
MNLI	46.44	45.74	47.63	<b>50.79</b>	56.55	60.96	59.47	<b>61.25</b>
<b>Avg</b>	67.78	68.93	69.74	<b>71.06</b>	73.44	75.01	75.33	<b>76.21</b>
$\Delta_{avg}$	–	↑ 1.15	↑ 1.96	↑ <b>3.28</b>	–	↑ 1.57	↑ 1.89	↑ <b>2.77</b>

Table 6: Comparison between Bi-Drop and prior subnetwork optimization strategies with varying low-resource scenarios (0.5K, 1K). We report the results of 10 random seeds and the best results are **bold**. Bi-Drop performs better than other methods in low-resource scenarios.

## 5.2 Robustness Analysis

Recent research has brought to light that the vanilla fine-tuning approach is prone to deception and vulnerability in many aspects. The utilization of such vulnerable models in real-world systems poses significant security concerns as these models can be manipulated in ways that can have a profound impact. In this study, we assess the robustness of Bi-Drop through the design of evaluation tasks that focus on two common scenarios. The aim of these tasks is to examine the ability of Bi-Drop to withstand various forms of perturbations while maintaining its robustness.

**Robustness to label noise** Due to the inherent limitations of human annotation, widely-used large-scale datasets inevitably contain a certain amount of incorrect labels (Vasudevan et al., 2022). To investigate the robustness of Bi-Drop to label noise, we conduct simple simulation experiments on RTE, MRPC, and CoLA. Specifically, we simulate noisy training data by randomly corrupting a predetermined fraction of labels with erroneous values. We evaluate the robustness of various fine-tuning methods trained on noisy data. The results shown in the left panel of Table 5 demonstrate that Bi-Drop achieves consistent superiority to other fine-tuning methods on noisy data. In particular, Bi-Drop achieves an improvement over vanilla fine-tuning of 0.27 average scores under 5% noise ratio, 0.57 under 10% noise ratio, and 0.04 under 15% noise ratio. In addition, the results show that Bi-Drop has the smallest performance drop compared to other fine-tuning methods. These experimental results demonstrate that Bi-Drop is more robust to label noise than prior methods.

**Robustness to data imbalance** Minority class refers to the class that possesses an inadequate num-

ber of instances within the training dataset. In this section, we aim to investigate the robustness of various fine-tuning strategies for the minority class. We conduct empirical experiments on synthetic RTE, MRPC, and CoLA datasets. The experimental results are illustrated in the right panel of Table 5, which shows that Bi-Drop surpasses other fine-tuning methods by a considerable margin. Bi-Drop yields an improvement of up to 4.00 average score on 30% reduction ratio, 4.23 on 40% reduction ratio, and 5.29 on 50% reduction ratio. Furthermore, the results indicate that Bi-Drop performs better than other fine-tuning methods with a low reduction ratio. The above evaluation results demonstrate the robustness of Bi-Drop towards the minority class.

## 5.3 Analysis on Low-Resource Scenarios

As illustrated in Section 1 and 2, compared to prior FI-based subnetwork optimization methods that have a strong dependence on the training data, Bi-Drop proposes a step-wise subnetwork selection strategy, which chooses the optimized parameters with the current mini-batch. In this section, we conduct extensive experiments to analyze how this dependency affects the performance of models. Concretely, we adopt various fine-tuning methods on BERT<sub>large</sub> with a limited amount of training data. The results are illustrated in Table 6. As the data amount decreases to 0.5K, compared to vanilla fine-tuning, the average improvement score of Child-Tuning<sub>D</sub> decreases from 1.57 to 1.15. Its improved variant, DPS, maintains a relatively stable improvement over vanilla fine-tuning. Compared with these two methods, Bi-Drop achieves consistent and remarkable improvements over vanilla fine-tuning in low-resource scenarios, with an average improvement of 3.28 and 2.77, respectively. The results indicate the superiority of Bi-Drop over prior meth-

ods in low-resource scenarios.

## 6 Conclusion

In this work, we propose a new subnetwork optimization technique for large-scale PLMs, named Bi-Drop, which leverages the gradients of multiple sub-models generated by dropout to select the updated parameters. Extensive experiments on various downstream tasks demonstrate that Bi-Drop achieves consistent and remarkable improvements over vanilla fine-tuning and prior methods by a considerable margin, across various model architectures. Further analysis indicates the generalizability and robustness of Bi-Drop over transferring, data imbalance and low-resource experiments.

## References

- Armen Aghajanyan, Akshat Shrivastava, Anchit Gupta, Naman Goyal, Luke Zettlemoyer, and Sonal Gupta. 2021. Better fine-tuning by reducing representational collapse. In *ICLR*.
- Luisa Bentivogli, Bernardo Magnini, Ido Dagan, Hoa Trang Dang, and Danilo Giampiccolo. 2009. [The fifth PASCAL recognizing textual entailment challenge](#). In *Proceedings of the Second Text Analysis Conference, TAC 2009, Gaithersburg, Maryland, USA, November 16-17, 2009*. NIST.
- Samuel R. Bowman, Gabor Angeli, Christopher Potts, and Christopher D. Manning. 2015. [A large annotated corpus for learning natural language inference](#). In *Proceedings of the 2015 Conference on Empirical Methods in Natural Language Processing, EMNLP 2015, Lisbon, Portugal, September 17-21, 2015*, pages 632–642. The Association for Computational Linguistics.
- Tom Brown, Benjamin Mann, Nick Ryder, Melanie Subbiah, Jared D Kaplan, Prafulla Dhariwal, Arvind Neelakantan, Pranav Shyam, Girish Sastry, Amanda Askell, et al. 2020. Language models are few-shot learners. In *NeurIPS*.
- Sanyuan Chen, Yutai Hou, Yiming Cui, Wanxiang Che, Ting Liu, and Xiangzhan Yu. 2020. [Recall and learn: Fine-tuning deep pretrained language models with less forgetting](#). In *Proceedings of the 2020 Conference on Empirical Methods in Natural Language Processing, EMNLP 2020, Online, November 16-20, 2020*, pages 7870–7881. Association for Computational Linguistics.
- Kevin Clark, Minh-Thang Luong, Quoc V. Le, and Christopher D. Manning. 2020. [ELECTRA: pre-training text encoders as discriminators rather than generators](#). In *8th International Conference on Learning Representations, ICLR 2020, Addis Ababa, Ethiopia, April 26-30, 2020*. OpenReview.net.
- Hal DauméIII. 2007. [Frustratingly easy domain adaptation](#). In *ACL 2007, Proceedings of the 45th Annual Meeting of the Association for Computational Linguistics, June 23-30, 2007, Prague, Czech Republic*. The Association for Computational Linguistics.
- Jacob Devlin, Ming-Wei Chang, Kenton Lee, and Kristina Toutanova. 2018. Bert: Pre-training of deep bidirectional transformers for language understanding. In *NAACL*.
- Jesse Dodge, Gabriel Ilharco, Roy Schwartz, Ali Farhadi, Hannaneh Hajishirzi, and Noah A. Smith. 2020. [Fine-tuning pretrained language models: Weight initializations, data orders, and early stopping](#). *CoRR*, abs/2002.06305.
- Neil Houlsby, Andrei Giurgiu, Stanislaw Jastrzebski, Bruna Morrone, Quentin de Laroussilhe, Andrea Gesmundo, Mona Attariyan, and Sylvain Gelly. 2019. [Parameter-efficient transfer learning for NLP](#). In *Proceedings of the 36th International Conference on Machine Learning, ICML 2019, 9-15 June 2019, Long Beach, California, USA*, volume 97 of *Proceedings of Machine Learning Research*, pages 2790–2799. PMLR.
- Cheolhyoung Lee, Kyunghyun Cho, and Wanmo Kang. 2020. Mixout: Effective regularization to finetune large-scale pretrained language models. In *ICLR*.
- Yinhan Liu, Myle Ott, Naman Goyal, Jingfei Du, Mandar Joshi, Danqi Chen, Omer Levy, Mike Lewis, Luke Zettlemoyer, and Veselin Stoyanov. 2019. Roberta: A robustly optimized bert pretraining approach. *arXiv preprint arXiv:1907.11692*.
- Rabeeh Karimi Mahabadi, Yonatan Belinkov, and James Henderson. 2021. [Variational information bottleneck for effective low-resource fine-tuning](#). In *9th International Conference on Learning Representations, ICLR 2021, Virtual Event, Austria, May 3-7, 2021*. OpenReview.net.
- Marco Marelli, Stefano Menini, Marco Baroni, Luisa Bentivogli, Raffaella Bernardi, and Roberto Zamparelli. 2014. [A SICK cure for the evaluation of compositional distributional semantic models](#). In *Proceedings of the Ninth International Conference on Language Resources and Evaluation, LREC 2014, Reykjavik, Iceland, May 26-31, 2014*, pages 216–223. European Language Resources Association (ELRA).
- Jason Phang, Thibault F evry, and Samuel R. Bowman. 2018. [Sentence encoders on stilts: Supplementary training on intermediate labeled-data tasks](#). *CoRR*, abs/1811.01088.
- Alec Radford, Jeff Wu, Rewon Child, David Luan, Dario Amodei, and Ilya Sutskever. 2019. Language models are unsupervised multitask learners. *OpenAI blog*.
- Colin Raffel, Noam Shazeer, Adam Roberts, Katherine Lee, Sharan Narang, Michael Matena, Yanqi Zhou, Wei Li, and Peter J Liu. 2019. Exploring the limits

- of transfer learning with a unified text-to-text transformer. *arXiv preprint arXiv:1910.10683*.
- Vijay Vasudevan, Benjamin Caine, Raphael Gontijo Lopes, Sara Fridovich-Keil, and Rebecca Roelofs. 2022. [When does dough become a bagel? analyzing the remaining mistakes on imagenet](#). In *NeurIPS*.
- Li Wan, Matthew D. Zeiler, Sixin Zhang, Yann LeCun, and Rob Fergus. 2013. [Regularization of neural networks using dropconnect](#). In *Proceedings of the 30th International Conference on Machine Learning, ICML 2013, Atlanta, GA, USA, 16-21 June 2013*, volume 28 of *JMLR Workshop and Conference Proceedings*, pages 1058–1066. JMLR.org.
- Alex Wang, Amanpreet Singh, Julian Michael, Felix Hill, Omer Levy, and Samuel R Bowman. 2019. [Glue: A multi-task benchmark and analysis platform for natural language understanding](#). In *ICLR*.
- Adina Williams, Nikita Nangia, and Samuel R. Bowman. 2018. [A broad-coverage challenge corpus for sentence understanding through inference](#). In *Proceedings of the 2018 Conference of the North American Chapter of the Association for Computational Linguistics: Human Language Technologies, NAACL-HLT 2018, New Orleans, Louisiana, USA, June 1-6, 2018, Volume 1 (Long Papers)*, pages 1112–1122. Association for Computational Linguistics.
- Thomas Wolf, Lysandre Debut, Victor Sanh, Julien Chaumond, Clement Delangue, Anthony Moi, Pierric Cistac, Tim Rault, Rémi Louf, Morgan Funtowicz, Joe Davison, Sam Shleifer, Patrick von Platen, Clara Ma, Yacine Jernite, Julien Plu, Canwen Xu, Teven Le Scao, Sylvain Gugger, Mariama Drame, Quentin Lhoest, and Alexander M. Rush. 2020. [Transformers: State-of-the-art natural language processing](#). In *Proceedings of the 2020 Conference on Empirical Methods in Natural Language Processing: System Demonstrations, EMNLP 2020 - Demos, Online, November 16-20, 2020*, pages 38–45. Association for Computational Linguistics.
- Chuhan Wu, Fangzhao Wu, Tao Qi, and Yongfeng Huang. 2022. [Noisy tune: A little noise can help you finetune pretrained language models better](#). In *Proceedings of the 60th Annual Meeting of the Association for Computational Linguistics (Volume 2: Short Papers), ACL 2022, Dublin, Ireland, May 22-27, 2022*, pages 680–685. Association for Computational Linguistics.
- Lijun Wu, Juntao Li, Yue Wang, Qi Meng, Tao Qin, Wei Chen, Min Zhang, Tie-Yan Liu, et al. 2021. [R-drop: regularized dropout for neural networks](#). In *NeurIPS*.
- Zhilin Yang, Zihang Dai, Yiming Yang, Jaime Carbonell, Russ R Salakhutdinov, and Quoc V Le. 2019. [Xlnet: Generalized autoregressive pretraining for language understanding](#). In *NeurIPS*.
- Hongyi Yuan, Zheng Yuan, Chuanqi Tan, Fei Huang, and Songfang Huang. 2022. [Hype: Better pre-trained language model fine-tuning with hidden representation perturbation](#). *CoRR*, abs/2212.08853.
- Haojie Zhang, Ge Li, Jia Li, Zhongjin Zhang, Yuqi Zhu, and Zhi Jin. 2022. [Fine-tuning pre-trained language models effectively by optimizing subnetworks adaptively](#). In *NeurIPS*.
- Tianyi Zhang, Felix Wu, Arzoo Katiyar, Kilian Q. Weinberger, and Yoav Artzi. 2021. [Revisiting few-sample BERT fine-tuning](#). In *9th International Conference on Learning Representations, ICLR 2021, Virtual Event, Austria, May 3-7, 2021*. OpenReview.net.

## A GLUE Benchmark Datasets

In this paper, we conduct experiments on datasets in GLUE benchmark (Wang et al., 2019). The statistic information of GLUE benchmark is shown in Table 7.

Dataset	#Train	#Dev	Metrics
<i>Single-sentence Tasks</i>			
CoLA	8.5k	1.0k	Matthews Corr
SST-2	67k	872	Accuracy
<i>Inference</i>			
RTE	2.5k	277	Accuracy
QNLI	105k	5.5k	Accuracy
MNLI	393k	9.8k	Accuracy
<i>Similarity and Paraphrase</i>			
MRPC	3.7k	408	F1
STS-B	5.7k	1.5k	Spearman Corr
QQP	364k	40k	F1

Table 7: Statistics and metrics of eight datasets used in this paper from GLUE benchmark.

## B Experimental Details

In this paper, we fine-tune different large pre-trained language models with Bi-Drop, including BERT<sub>BASE</sub><sup>2</sup>, BERT<sub>LARGE</sub><sup>3</sup>, RoBERTa<sub>BASE</sub><sup>4</sup>, RoBERTa<sub>LARGE</sub><sup>5</sup>, DeBERTa<sub>LARGE</sub><sup>6</sup>, and ELECTRA<sub>LARGE</sub><sup>7</sup>. The training epochs/steps, batch size, and warmup steps are listed in Table 8.

For the glue dataset our maximum length is set as 128. We use grid search for learning rate from  $\{1e-5, 2e-5, \dots, 1e-4\}$ . For Bi-Drop. We use grid search for dropout rate from  $\{0.05, 0.1\}$ . We conduct all the experiments on a single A40 GPU.

## C Hyper-Parameter Analysis

Bi-Drop uses two dropout techniques. In order to analyze the impact of the dropout rate on the experimental results, a simple analysis experiment

<sup>2</sup><https://huggingface.co/bert-base-uncased/tree/main>

<sup>3</sup><https://huggingface.co/bert-large-cased/tree/main>

<sup>4</sup><https://huggingface.co/roberta-base/tree/main>

<sup>5</sup><https://huggingface.co/roberta-large/tree/main>

<sup>6</sup><https://huggingface.co/microsoft/deberta-large/tree/main>

<sup>7</sup><https://huggingface.co/google/electra-large-discriminator/tree/main>

was done here. In order to make the comparison fair, all the parameters except the dropout rate are kept the same in the experiment. For simplicity, the dropout values are the same twice. The experimental results are shown in 5. It can be seen that different datasets have different preferences for dropout values. CoLA and RTE achieve the best results when the dropout value is 0.05; while MRPC achieves the best results when the dropout value is 0.1; STSB is insensitive to the dropout value until the dropout value is less than 0.1.

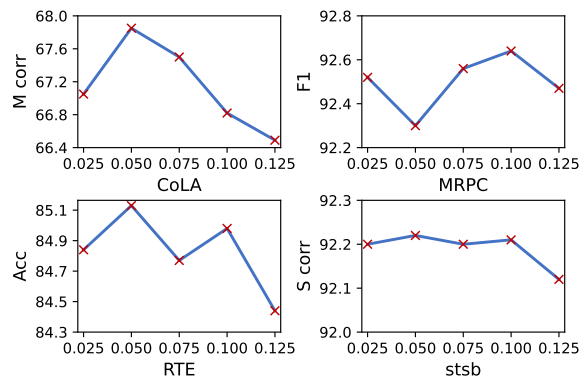


Figure 5: The effect of dropout rate on experimental results

## D Batch Size Doubled Training

We implement Bi-Drop by repeating the input data twice and forward-propagating twice. This is similar to doubling the batch size at each step. The difference is that half of the data is the same as the other half, and directly doubling the batch size, the data in the same mini-batch is all different. So for a fair comparison, we experimented with directly doubling the batch size. So for a fair comparison, we experimented with directly doubling the batch size. The experimental results are shown in Table 9, results show that directly doubling the batch size has basically no improvement, and Bi-Drop is significantly better than directly doubling the batch size.

Model	Dataset	Batch Size	Epochs/Steps	Warmup Ratio/Steps
BERT	all	16	3 epochs	10%
Roberta	CoLA	16	5336 steps	320 steps
	RTE	16	2036 steps	122 steps
	MRPC	16	2296 steps	137 steps
	STS-B	16	3598 steps	214steps
ELECTRA	CoLA	32	3 epochs	10%
	RTE	32	10 epochs	10%
	MRPC	32	3 epochs	10%
	STS-B	32	10 epochs	10%
DeBERTa	CoLA	32	6 epochs	100 steps
	RTE	32	6 epochs	50 steps
	MRPC	32	6 epochs	10 steps
	STS-B	32	4 epochs	100 steps

Table 8: Hyperparameters settings for different pretrained models on variant tasks. These settings are reported in the their official repository for *best practice*.

Method	CoLA	MRPC	RTE	STS-B	Avg
Vanilla	57.67	90.38	69.57	89.35	<u>76.74</u>
Vanilla(double bsz)	57.69	90.08	69.85	89.55	<u>76.79</u>
Bi-Drop	<b>60.76</b>	<b>91.01</b>	<b>71.73</b>	<b>89.78</b>	<u><b>78.32</b></u>

Table 9: Comparison of Bi-Drop and directly doubling the batch size. Bi-Drop is significantly better than directly doubling the batch size.