

Self-Checker: Plug-and-Play Modules for Fact-Checking with Large Language Models

Miaoran Li[†]
Iowa State University
limr@iastate.edu

Baolin Peng[‡]
Microsoft Research
baolin.peng@microsoft.com

Zhu Zhang
University of Rhode Island
zhuzhang@uri.edu

Abstract

Fact-checking is an essential task in NLP that is commonly utilized for validating the factual accuracy of claims. Prior work has mainly focused on fine-tuning pre-trained language models on specific datasets, which can be computationally intensive and time-consuming. With the rapid development of large language models (LLMs), such as ChatGPT and GPT-3, researchers are now exploring their in-context learning capabilities for a wide range of tasks. In this paper, we aim to assess the capacity of LLMs for fact-checking by introducing SELF-CHECKER, a framework comprising a set of plug-and-play modules that facilitate fact-checking by purely prompting LLMs in an almost zero-shot setting. This framework provides a fast and efficient way to construct fact-checking systems in low-resource environments. Empirical results demonstrate the potential of SELF-CHECKER in utilizing LLMs for fact-checking. However, there is still significant room for improvement compared to SOTA fine-tuned models, which suggests that LLM adoption could be a promising approach for future fact-checking research.

1 Introduction

Fact-checking is an essential task in natural language processing, aimed at assessing the factualness and accuracy of a given claim. The recent emergence of large language models (LLMs), such as ChatGPT, GPT-4 (OpenAI, 2023), and GPT-3 (Brown et al., 2020), makes this task more important than ever. The LLMs possess strong capabilities for generating fluent and realistic responses, which enables the development of virtual assistants capable of understanding a wide range of user prompts and generating human-like outputs. However, the problem of hallucinating facts and make

[†] This work was done during an internship at Microsoft Research.

[‡] Currently at Tencent AI Lab. Work done at Microsoft Research.

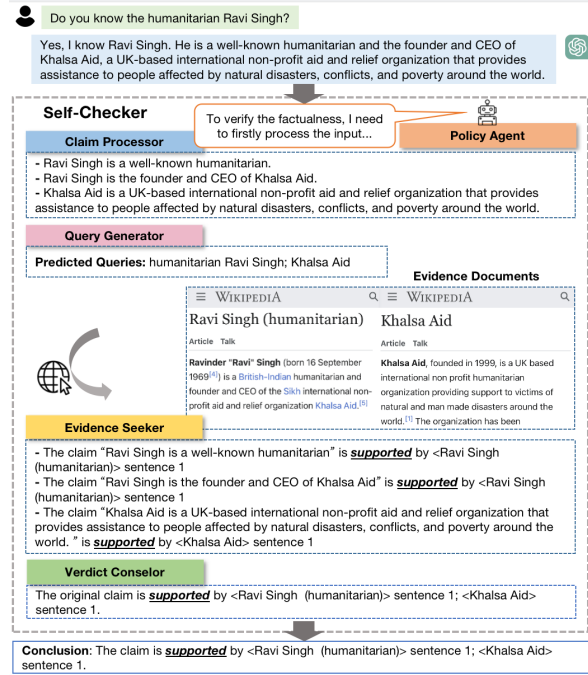


Figure 1: SELF-CHECKER assesses the veracity of LLM generated response by (1) extracting simple claims for verification from the input text, (2) generating search query for each claim to retrieve related documents, (3) selecting evidence sentences from retrieved documents, and (4) predicting the final conclusion of the input text.

up information comes a major concern in the spread of LLMs. Despite the vast implicit knowledge contained within LLMs and their superior ability to generate realistic responses, it still remains a significant challenge to guarantee the accuracy and veracity of their outputs.

Researchers have developed methods for fact-checking and subtasks, including claim detection and fact verification (Guo et al., 2022). However, existing fact-checking models are mainly built by fine-tuning pre-trained language models on specific datasets, which can be computationally expensive and time-consuming. With the rapid development of LLMs, we consider exploring their potential for fact-checking, as they offer a training-free and

quick-to-deploy solution.

In this paper, we present SELF-CHECKER (depicted in Figure 1), which is a framework of plug-and-play LLM modules for automatically fact-checking. The primary objective of SELF-CHECKER is to assess the veracity of a complex claim (*e.g.*, the response generated by ChatGPT). To achieve this, SELF-CHECKER first processes the long input to several simple claims for verification and then predicts search queries for claims to retrieve documents from a knowledge source (*i.e.*, Wikipedia in this example). After obtaining related documents, SELF-CHECKER selects evidence sentences for each claim from the documents and finally returns a veracity prediction (*e.g.*, the original claim is supported by some evidence sentences). All steps are completed by prompting LLMs (specifically GPT-3 in our study) through several demonstrations. This framework enables LLMs to acquire knowledge from task instructions and in-context examples in an almost zero-shot setting, leading to a system that is both adaptable and comprehensible. Moreover, it facilitates the swift construction of a fact-checking system in a new domain and the prompt integration of new data, even in settings with limited available resources.

This paper makes the following contributions: (i) We introduce SELF-CHECKER to utilize LLMs for automatic fact-checking. (ii) We perform experiments to assess the effectiveness of SELF-CHECKER on two fact verification datasets. The experimental results show that SELF-CHECKER is capable of generating reasonable results and exhibits considerable potential in the field of fact verification. However, compared to existing state-of-the-art (SOTA) models, which are trained by fine-tuning large-scale pre-trained language models on specific datasets, there remains ample scope for enhancing the efficiency of SELF-CHECKER. Therefore, it is worthwhile to keep exploring more efficient methods to utilize LLMs for fact-checking.

2 Approach

Figure 2 illustrates the SELF-CHECKER framework for fact-checking, which is training-free and contains a set of plug-and-play modules: claim processor, query generator, evidence seeker, and verdict counselor. The objective of the claim processor module is to identify and extract simple claims from the input text, thereby facilitating the subsequent verification process. The query generator

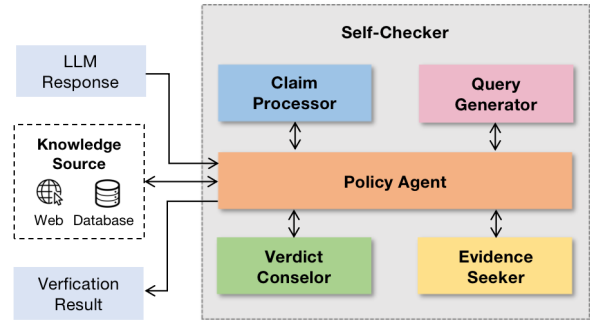


Figure 2: Overview of SELF-CHECKER. The framework consists of four plug-and-play modules: (1) claim processor, (2) query generator, (3) evidence seeker, and (4) verdict counselor.

generates search queries specific to a given claim in order to retrieve relevant passages from a knowledge source. The evidence seeker takes a claim and the relevant passages as input and extracts evidence sentences from the passages. Finally, the verdict counselor determines the veracity of a claim by leveraging the pieces of evidence gathered for it. If the input text has been decomposed into multiple claims by the claim processor module, the verdict counselor module also aggregates the individual prediction results to produce the final verdict for the input text. Each module is implemented by prompting a LLM. The detailed example prompts are provided in Appendix A.

Policy Agent This module determines the subsequent system action from a set of pre-defined actions. These actions include: (1) calling the claim processor to process the complex input, (2) requesting search queries from the query generator, (3) retrieving relevant passages from a knowledge source based on the generated search queries, (4) utilizing the evidence seeker to extract evidence sentences for a claim from the retrieved passages, (5) requesting the verdict counselor to provide a verdict prediction based on the gathered evidence, and (6) sending the final conclusion to the users.

The policy agent follows the task instruction and learns from in-context examples to select the most appropriate action based on the current state and observations of the framework. The task description includes a comprehensive list of all available modules along with brief descriptions of their respective functions. In-context examples provide complete processes of fact-checking for sample claims. This decision-making process ensures the efficient execution of the fact-checking process.

Claim Processor The initial step in the fact-checking process involves identifying a set of claims that require verification from the given input text. Traditionally, this task involves classifying whether a sentence constitutes a claim or ranking sentences based on their check-worthiness (Zeng et al., 2021). However, leveraging the advanced text generation capabilities of LLMs, we redefine the task of obtaining a set of claims to verify as a generation task. Given a text t as input, the claim processor generates a set of claims c_1, c_2, \dots, c_m . If a specific claim to verify is already provided, the claim processor can also break down a long and complex claim into a set of simple claims. Each claim within the set contains a single piece of information, alleviating the burden of the subsequent verification process. All the generated claims should convey the same information that needs to be verified, as conveyed by the original input. To accomplish this generation process, a LLM is prompted with a combination of task instructions, in-context examples, and the claim to be verified.

Query Generator In order to verify a claim, it is essential to retrieve pertinent information from an external knowledge source. Given a claim c , the query generator generates search queries $q = q_1, q_2, \dots, q_k$ for the purpose of information retrieval. These generated queries are then utilized to obtain relevant passages p_1, p_2, \dots, p_k from a knowledge source. The query generation process is accomplished by prompting a LLM. Similar to the prompt utilized by the claim processor, the prompt for the query generator includes task instructions, in-context examples, and the claim to be verified.

Evidence Seeker The evidence seeker aims to identify evidence sentences for a given claim from the retrieved passages. Given a claim c and the set of retrieved passages p_1, p_2, \dots, p_k , the evidence seeker returns a set of sentences s_1, s_2, \dots, s_n that indicate the veracity of the claim. To accomplish this process, a LLM is prompted through a specific prompt comprised of task instruction, in-context examples, and the claim to be verified.

Verdict Counselor The primary objective of the verdict counselor module is to analyze the set of claims that require verification, along with the corresponding evidence sentences for each claim. This module is responsible for predicting the veracity r of the entire set of claims. By examining the pro-

vided evidence, the verdict counselor determines the factualness of each claim and assigns appropriate labels such as *supported*, *partially supported*, or *refuted*. These individual labels are then aggregated to obtain the final result. The veracity labels used by the verdict counselor are predefined, encompassing the degrees of entailment (e.g., supported/partially supported/refuted). To accomplish this process, a LLM is prompted with specific instructions.

3 Experiments

3.1 Datasets

We evaluate the efficiency of SELF-CHECKER on fact verification task using Fever dataset (Thorne et al., 2018) and WiCE dataset (Kamoi et al., 2023).

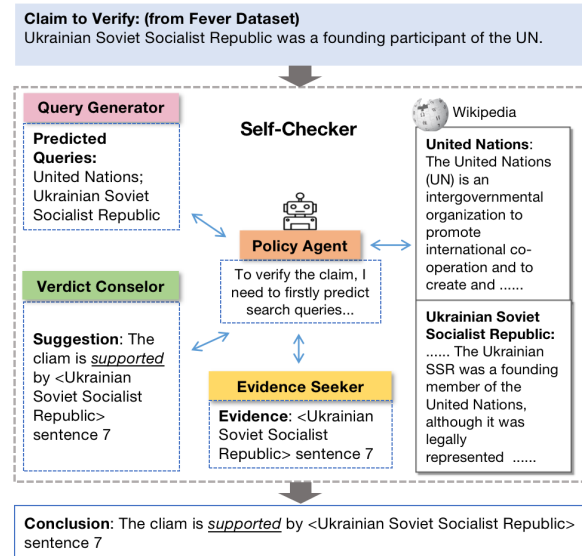


Figure 3: Example from Fever dataset. The verification of the claim in the Fever dataset requires the query generator, evidence seeker, and verdict counselor modules.

Fever Dataset An example from Fever dataset is shown in Figure 3. The verification of claims in Fever involves three tasks:

- **Document retrieval**: given a claim c , models are asked to predict search queries $\{q_1, q_2, \dots, q_k\}$ to retrieve a set of evidence articles $\{p_1, p_2, \dots, p_k\}$ from a knowledge source.
- **Sentence retrieval**: given a claim c and relevant passages $\{p_1, p_2, \dots, p_k\}$, models are required to select evidence sentences $\{s_1, \dots, s_n\}$ from the articles. The evidence

sentences can be sentences supporting or refuting the claim, depending on the design of entailment labels.

- Verdict prediction: given a claim c and evidence sentences $\{e_1, \dots, e_n\}$, models need to predict an entailment label.

Claims in Fever only contain a single piece of information and do not need to be further decomposed. There are three entailment labels in Fever: SUPPORTED, REFUTED and NOTENOUGHINFO. A claim is verified as NOTENOUGHINFO if there is not information in Wikipedia can support or refute the claim, either because the claim is too general or too detailed. We perform experiments on the test set, which contains 9999 records and has balanced class distribution. The names of evidence Wikipedia passages and the index of evidence sentences are provided in the dataset. In the process of claim verification, the names of evidence articles are regarded as search queries.

To verify a claim in Fever dataset, the SELF-CHECKER first utilizes the query generator to generate search queries to retrieve documents. After obtaining relevant passages, the evidence seeker returns the index of selected sentences. Finally, the verdict counselor predicts the final verdict based on concatenation of all evidence sentences.

WiCE Dataset An example from WiCE dataset is shown in Figure 4. This dataset consists of claims obtained from Wikipedia grounded in cited articles and is constructed for the task of verification of Wikipedia citations. Unlike Fever dataset, claims in WiCE contain multiple pieces of information. The subtasks include (1) claim decomposition, (2) sentence retrieval, and (3) verdict prediction. The complex claims are decomposed into several simple sub-claims. The verification of claims in WiCE only involves sentence retrieval for cited articles and verdict prediction. The entailment labels in WiCE can be SUPPORTED, PARTIALLYSUPPORTED and NOTSUPPORTED. A claim is PARTIALLYSUPPORTED if there are some tokens in the claims not supported by any of the evidence sentences. The prediction results are collected at sub-claim levels. If all sub-claims are (not) supported, the entailment label of the original claim is (NOTSUPPORTED) SUPPORTED. Otherwise, the original claim is considered PARTIALLYSUPPORTED. There are 358 claims in the test set, 32/215/111 claims are in the NOTSUP-

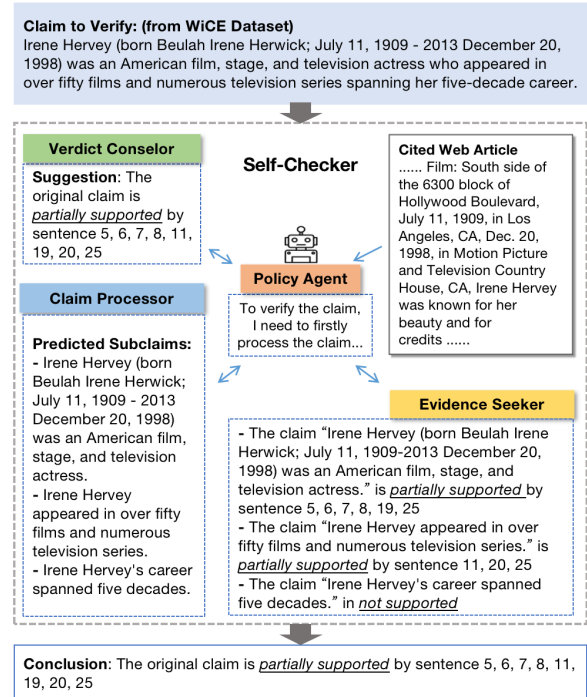


Figure 4: Example from WiCE dataset. The claims in the WiCE dataset are sentences in Wikipedia articles and contain multiple pieces of information. The cited documents are provided. The SELF-CHECKER utilizes the claim processor, evidence seeker, and verdict counselor modules to verify a claim in the WiCE dataset.

PORTED/PARTIALLYSUPPORTED/SUPPORTED class, respectively.

To verify a claim in WiCE, the SELF-CHECKER first decomposes the complex claim into several simple sub-claims using claim processor. Then the evidence seeker is utilized to retrieve evidence sentences for each sub-claim. The verdict counselor predicts the verification result for each sub-claim and the aggregation of sub-claim labels is returned as the final verdict.

3.2 Experimental Setup

Implementation All modules in the SELF-CHECKER are implemented by using OpenAI GPT-3 (text-davinci-003) API¹. To ensure stability in claim decomposition, we set the temperature value to 0.2 for API in the claim processor. To retrieve all relevant documents, the temperature value for API in the query generator is set to 0.5. To ensure the reliability of the SELF-CHECKER, we set the temperature value to 0.8 for API in the evidence seeker and verdict counselor modules, and take the majority vote of five runs as the selected evidence

¹<https://openai.com/api/>

Model	Fine-tuning	Golden Evidence		Fever Score	Accuracy	Evidence Retrieval		
		Document	Sentence			F1	Precision	Recall
DrQA (Thorne et al., 2018)	✓	✗	✗	31.87	50.91	17.47	10.79	45.89
BEVERS (DeHaven and Scott, 2023)	✓	✗	✗	77.70	80.24	-	-	-
SELF-CHECKER	✗	✗	✗	47.35	59.87	54.99	64.58	47.88
		✓	✗	62.71	71.07	69.81	70.71	68.93
			✓	-	78.89	-	-	-

Table 1: Evaluation results on Fever test set. The column “Fine-tuning” stands for whether the training procedure is required. The column “Golden Evidence” indicates whether the golden documents/sentences are provided.

sentences and entailment result.

Evaluation Metrics We use the same evaluation metrics as those in the initial experiments. For both datasets, we report accuracy of entailment labels. The correctness of evidence retrieval is evaluated by F1 score between all predicted sentences and the golden evidence sentences for claims requiring evidence. In addition, we report F1 score of verdict prediction for results on WiCE and Fever score for results on Fever dataset, which is the strict accuracy with the requirement to provide correct evidence for the SUPPORTED/REFUTED predictions.

Baselines For Fever dataset, we compare with the initial baseline model (Thorne et al., 2018) and the state-of-the-art (SOTA) model BEVERS (DeHaven and Scott, 2023). The baseline model consists of a DrQA (Chen et al., 2017) document retrieval module, a DrQA-based sentence retrieval module and an entailment module based on decomposable attention (Parikh et al., 2016). The SOTA model adopts BERT for evidence retrieval and claim verification and performs diligent hyperparameter tuning.

For WiCE dataset, we only compare with the initial baseline models (Kamoi et al., 2023) as there is no other work for the newly proposed dataset. The initial baseline model is implemented by finetuning T5-3B (Raffel et al., 2020) on WiCE.

3.3 Main Results

Evaluation Results on Fever Dataset The evaluation results on the Fever dataset are presented in Table 1. Comparing the performance of the initial baseline and SELF-CHECKER in a setting where no evidence is provided, we observe that LLMs possess a robust capacity to learn from few examples and perform various tasks, including query generation, retrieval and verdict prediction. However, the significant performance gap between the SOTA model and the SELF-CHECKER highlights the need for improvement in the efficiency of the

SELF-CHECKER.

To have a better understanding in performance of each module, we conduct experiments in settings where either golden documents or golden sentences are provided. Comparing the first and second rows of the SELF-CHECKER results, we observe significant improvements in all metrics when predicted documents are replaced with golden evidence documents. The increasing in performance indicates that it would be valuable to explore more efficient strategies to generate more appropriate search queries and improve the accuracy of document retrieval. Moreover, providing golden evidence sentences can further assist with verdict prediction, resulting in an increase of 7.82 points in label accuracy. However, even with golden evidence sentences, the label accuracy of the SELF-CHECKER still lags behind the SOTA model, implying that further efforts are needed to enhance the performance of the verdict counselor module.

Evaluation on WiCE Dataset Table 2 contains the evaluation results on the WiCE dataset. Comparing the first row of the baseline and the SELF-CHECKER results, we observe the performance gap between them. There is a slight improvement observed in verdict prediction between the first and third rows of the SELF-CHECKER results, implying that the efficiency of the evidence seeker module is unlikely to be the bottleneck of the SELF-CHECKER’s performance. However, the comparison between the second row of the baseline and the third row of the SELF-CHECKER results demonstrates that the performance of the verdict counselor is the primary bottleneck in the overall performance of the SELF-CHECKER. This finding is consistent with the results obtained on the Fever dataset, suggesting that there is significant room for improvement in verdict prediction despite the superior capabilities of LLMs in various NLP tasks.

We also investigate the impact of the claim processor module on the SELF-CHECKER. Consis-

Model	Fine-tuning	Golden Evidence	Claim Split	F1	Accuracy	Evidence Retrieval		
						F1	Precision	Recall
T5-3B (Kamoi et al., 2023)	✓	✗	✓	72.9	79.9	61.4	59.2	74.4
		✓	✓	78.0	84.4	-	-	-
SELF-CHECKER	✗	✗	✓	64.4	68.4	42.1	70.2	30.1
		✗	✗	35.6	35.8	23.5	91.1	13.5
		✓	✓	78.7	78.8	-	-	-
		✓	✗	50.9	44.7	-	-	-

Table 2: Evaluation results on WiCE test set. The column “Fine-tuning” stands for whether the training procedure is required. The column “Golden Evidence” indicates whether golden sentences are provided. The column “Claim Split” indicates whether claim decomposition is performed. Note that the classification and evidence retrieval results for the baseline model are obtained using two variants trained with different strategies (Kamoi et al., 2023).

tent with previous findings (Kamoi et al., 2023), the results show that splitting complex claims into simpler sub-claims can help with both evidence retrieval and verdict prediction.

4 Related Work

The framework for automated fact-checking usually consists of claim detection and factual verification (Zeng et al., 2021; Guo et al., 2022). The process of factual verification can be further split into evidence retrieval and claim verification. Models for fact-checking are required to first identify claims need to be verified, then obtain information that supports or refutes the claims, and finally assess the veracity of claims based on pieces of evidence. Claim detection refers to the task where claims are selected for verification, where fact verification refers to the task setting where the claim to verify is given and models are designed to complete evidence retrieval and claim verification. Fact verification is the main focus of this work.

Previous work has approached the claim detection task as a classification task, making a binary decision for each input sentence to determine if it represents a claim or not (Hassan et al., 2017). Alternatively, researchers consider it a ranking task, where the sentences are ordered based on their check-worthiness (Jaradat et al., 2018).

Fact verification task requires models to assessing the veracity of a given claim by checking evidence information. Fever dataset (Thorne et al., 2018) is one of the most popular datasets in this area, and fueled the development of fact verification models (Soleimani et al., 2020; Jiang et al., 2021; Krishna et al., 2022). The dataset was constructed for the multi-hop verification problem. The fact verification in Fever dataset is a three-phase process consisting of document retrieval, sen-

tence selection, and verdict prediction.

There are other datasets focusing on Wikipedia claim verification. Vitamin C dataset (Schuster et al., 2021) was proposed for a contrastive fact verification paradigm which requires model to be sensitive to changes in evidence and claims. Petroni et al. (2022) collected WAFER dataset of Wikipedia inline citations. The verification of WAFER instance involves selecting evidence sentences from cited articles and checking whether a citation fails verification. Recent work proposed WiCE dataset, which provides fine-grained annotation of supporting evidence and non-supported tokens in claims.

While many work focused on verifying claims against raw text evidence, other recent datasets cover verification against table evidence (Chen et al., 2019; Gupta et al., 2020; Akhtar et al., 2022) and multimodal evidence, such as images, audio and video (Alam et al., 2022).

5 Conclusion and Future Work

We introduce SELF-CHECKER, an automatic framework for fact-checking that leverages plug-and-play modules implemented through LLM prompting. Experimental results demonstrate the significant potential of SELF-CHECKER in fact-checking tasks. However, there is still room for improvement in efficiency when compared to state-of-the-art models that are fine-tuned on specific datasets.

Future work can focus on enhancing the efficiency of SELF-CHECKER. One potential avenue is the incorporation of additional working memory to expedite the verification process by leveraging past information. Furthermore, exploring more efficient strategies for utilizing LLMs in each subtask of fact-checking holds promise for optimizing performance.

Acknowledgements

We would like to thank Michel Galley and Hao Cheng for providing feedback on our study design.

References

- Mubashara Akhtar, Oana Cocarascu, and Elena Simperl. 2022. Pubhealthtab: A public health table-based dataset for evidence-based fact checking. In *Findings of the Association for Computational Linguistics: NAACL 2022*, pages 1–16.
- Firoj Alam, Stefano Cresci, Tanmoy Chakraborty, Fabrizio Silvestri, Dimitar Dimitrov, Giovanni Da San Martino, Shaden Shaar, Hamed Firooz, and Preslav Nakov. 2022. A survey on multimodal disinformation detection. In *Proceedings of the 29th International Conference on Computational Linguistics*, pages 6625–6643.
- Tom Brown, Benjamin Mann, Nick Ryder, Melanie Subbiah, Jared D Kaplan, Prafulla Dhariwal, Arvind Neelakantan, Pranav Shyam, Girish Sastry, Amanda Askell, et al. 2020. Language models are few-shot learners. *Advances in neural information processing systems*, 33:1877–1901.
- Danqi Chen, Adam Fisch, Jason Weston, and Antoine Bordes. 2017. Reading wikipedia to answer open-domain questions. In *Proceedings of the 55th Annual Meeting of the Association for Computational Linguistics (Volume 1: Long Papers)*, pages 1870–1879.
- Wenhu Chen, Hongmin Wang, Jianshu Chen, Yunkai Zhang, Hong Wang, Shiyang Li, Xiyu Zhou, and William Yang Wang. 2019. Tabfact: A large-scale dataset for table-based fact verification. *arXiv preprint arXiv:1909.02164*.
- Mitchell DeHaven and Stephen Scott. 2023. Bevers: A general, simple, and performant framework for automatic fact verification. *arXiv preprint arXiv:2303.16974*.
- Zhijiang Guo, Michael Schlichtkrull, and Andreas Vlachos. 2022. A survey on automated fact-checking. *Transactions of the Association for Computational Linguistics*, 10:178–206.
- Vivek Gupta, Maitrey Mehta, Pegah Nokhiz, and Vivek Srikumar. 2020. Infotabs: Inference on tables as semi-structured data. In *Proceedings of the 58th Annual Meeting of the Association for Computational Linguistics*, pages 2309–2324.
- Naemul Hassan, Fatma Arslan, Chengkai Li, and Mark Tremayne. 2017. Toward automated fact-checking: Detecting check-worthy factual claims by claim-buster. In *Proceedings of the 23rd ACM SIGKDD international conference on knowledge discovery and data mining*, pages 1803–1812.
- Israa Jaradat, Pepa Gencheva, Alberto Barrón-Cedeño, Lluís Màrquez, and Preslav Nakov. 2018. **Claim-Rank: Detecting check-worthy claims in Arabic and English**. In *Proceedings of the 2018 Conference of the North American Chapter of the Association for Computational Linguistics: Demonstrations*, pages 26–30, New Orleans, Louisiana. Association for Computational Linguistics.
- Kelvin Jiang, Ronak Pradeep, and Jimmy Lin. 2021. Exploring listwise evidence reasoning with t5 for fact verification. In *Proceedings of the 59th Annual Meeting of the Association for Computational Linguistics and the 11th International Joint Conference on Natural Language Processing (Volume 2: Short Papers)*, pages 402–410.
- Ryo Kamoi, Tanya Goyal, Juan Diego Rodriguez, and Greg Durrett. 2023. Wice: Real-world entailment for claims in wikipedia. *arXiv preprint arXiv:2303.01432*.
- Amrith Krishna, Sebastian Riedel, and Andreas Vlachos. 2022. Proofver: Natural logic theorem proving for fact verification. *Transactions of the Association for Computational Linguistics*, 10:1013–1030.
- OpenAI. 2023. Gpt-4 technical report. *ArXiv*, abs/2303.08774.
- Ankur Parikh, Oscar Täckström, Dipanjan Das, and Jakob Uszkoreit. 2016. A decomposable attention model for natural language inference. In *Proceedings of the 2016 Conference on Empirical Methods in Natural Language Processing*, pages 2249–2255.
- Fabio Petroni, Samuel Broscheit, Aleksandra Piktus, Patrick Lewis, Gautier Izacard, Lucas Hosseini, Jane Dwivedi-Yu, Maria Lomeli, Timo Schick, Pierre-Emmanuel Mazaré, et al. 2022. Improving wikipedia verifiability with ai. *arXiv preprint arXiv:2207.06220*.
- Colin Raffel, Noam Shazeer, Adam Roberts, Katherine Lee, Sharan Narang, Michael Matena, Yanqi Zhou, Wei Li, and Peter J Liu. 2020. Exploring the limits of transfer learning with a unified text-to-text transformer. *Journal of Machine Learning Research*, 21:1–67.
- Tal Schuster, Adam Fisch, and Regina Barzilay. 2021. Get your vitamin c! robust fact verification with contrastive evidence. *arXiv preprint arXiv:2103.08541*.
- Amir Soleimani, Christof Monz, and Marcel Worring. 2020. Bert for evidence retrieval and claim verification. In *Advances in Information Retrieval: 42nd European Conference on IR Research, ECIR 2020, Lisbon, Portugal, April 14–17, 2020, Proceedings, Part II* 42, pages 359–366. Springer.
- James Thorne, Andreas Vlachos, Christos Christodoulopoulos, and Arpit Mittal. 2018. Fever: a large-scale dataset for fact extraction and verification. In *Proceedings of the 2018 Conference of the North American Chapter of the Association*

for Computational Linguistics: Human Language Technologies, Volume 1 (Long Papers), pages 809–819.

Xia Zeng, Amani S. Abumansour, and Arkaitz Zubiaga. 2021. [Automated Fact-Checking: A Survey](#). ArXiv:2109.11427 [cs].

A Example Prompts for SELF-CHECKER

Try your best to determine if the given input response is factually accurate. You have access to the following tools:

[tool_introduction]

Use the following format:

Response: the response of language model to the user query. you must verify the factual accuracy of the response. If the input is to long, summarize it without changing factualness.
Thought: you should always realize what you have known and think about what to do and which tool to use.
Action: the action to take, should be one of [actions]
Action Input: the input to the action, must follow instructions of tools
Observation: the result of the action
... (this Thought/Action/Action Input/Observation can repeat N times)
Thought: I can give an answer based on the evidence
Final Answer: should be in the form: supported, partially supported, not supported, refuted

[in-context examples]

Begin!

[text to verify]

Figure 5: Example prompt for the policy agent.

Extract simple subclaims to check from the input. The claims should not contain ambiguous coreferences, such as 'he', 'she', 'it', 'this', and should use complete name. The group of subclaims should have the same facts as the original claim. If the output is too long, shorten them without changing the factualness.

[in-context examples]

Input: [input]
Subclaims: [\[extracted claims\]](#)

Figure 6: Example prompt for the claim processor module. [\[Extracted claims\]](#) is the expected output of the LLM for claim processor.

Write the search query to retrieve related information of the claim.

[in-context examples]

Context: [original input text]
Claim: [claim to verify]
Query: [\[predicted search queries\]](#)

Figure 7: Example prompt for the query generator module. [\[Predicted search queries\]](#) is the expected output of the LLM for query generator.

Read the passages carefully and select lines that refute, support, or partially support the claim. If there are some supporting lines and some refuting lines, only select lines that refute the claim. Do not select too many lines. Only select most relevant lines.

[in-context examples]

Claim: [claim to verify]
Passages: [passages]
Evidence: [\[selected evidence\]](#)

Figure 8: Example prompt for the evidence seeker. [\[Selected evidence\]](#) is the expected output of the LLM for evidence seeker.

Check whether the claim is supported, partially supported, not supported or refuted by the given evidence

[in-context examples]

Claim: [claim to verify]
Evidence: [\[selected evidence\]](#)
Analysis: [\[verdict prediction\]](#)

Figure 9: Example prompt for the verdict counselor. [\[Verdict prediction\]](#) is the expected output of the LLM for verdict counselor.