

emoDARTS : ENHANCING SPEECH EMOTION RECOGNITION THROUGH DIFFERENTIABLE ARCHITECTURE SEARCH

Thejan Rajapakshe^{1}, Rajib Rana¹, Sara Khalifa², Berrak Sisman³ and Björn W. Schuller⁴*

¹University of Southern Queensland, Australia

²Distributed Sensing Systems Group, Data61 - CSIRO

³Speech & Machine Learning Lab, The University of Texas at Dallas, USA

⁴GLAM, Imperial College London, UK

ABSTRACT

Speech Emotion Recognition (SER) is a critical enabler of emotion-aware communication in human-computer interactions. Recent advancements in Deep Learning (DL) have substantially enhanced the performance of SER models through increased model complexity. However, designing optimal DL architectures requires prior experience and experimental evaluations. Encouragingly, Neural Architecture Search (NAS) offers a promising avenue to automatically determine an optimal DL model. In particular, Differentiable Architecture Search (DARTS) is an efficient method of using NAS to search for optimised models. This paper proposes emoDARTS, a DARTS-optimised joint CNN and LSTM architecture, to improve SER performance, where the literature informs the selection of CNN and LSTM coupling to offer improved performance. While DARTS has previously been applied to CNN and LSTM combinations, our approach introduces a novel mechanism, particularly in selecting CNN operations using DARTS. In contrast to previous studies, we refrain from imposing constraints on the layer order for the CNN within the DARTS cell; instead, we allow DARTS to determine the optimal layer order autonomously. Experimenting with the IEMOCAP and MSP-IMPROV datasets, we demonstrate that emoDARTS achieves significantly higher SER accuracy than hand-engineering the CNN-LSTM configuration. It also outperforms the best-reported SER results achieved using DARTS on CNN-LSTM.

Index Terms: speech emotion recognition, neural architecture search, deep learning, DARTS

1. INTRODUCTION

Recognising the emotion embedded in speech is a crucial but challenging problem. Encouragingly, Speech Emotion Recognition research has made significant progress in the last decade utilising the steep rise of deep learning [1, 2, 3, 4]. Deep learning offers the ability to learn features automatically; however, finding the right deep-learning architecture

for SER is challenging as the model needs to be gradually modified and trained recursively until the best configuration is found. This can be prohibitively time-consuming, given the time needed to train and test numerous configurations.

An alternative to the conventional approach is “neural architecture search”, which can help discover optimal neural networks for a given task. In NAS, search is done over a discrete set of candidate operations, which requires the model to be trained on a specific configuration before moving on to the next configuration. This is, however, time-consuming. The differentiable architecture search [5] found a way of relaxing the discrete set of candidate operations, allowing the search space to be continuous. Researchers show that DARTS can decrease the computation time from 2000 GPU days of reinforcement learning or 3150 GPU days of evolution to 2–3 GPU days [5, 6, 7]. In this paper, we focus on DARTS.

It was previously demonstrated that a multi-temporal CNN stacked on LSTM offers to capture contextual information at multiple temporal resolutions, complementing LSTM for modelling long-term contextual information, thus offering improved performance [8, 9, 10, 11]. This paper aims to utilise DARTS for a joint CNN LSTM configuration, we name it “emoDARTS”. Figure 1 shows the overview of emoDARTS.

Researchers have used DARTS in SER tasks [12, 13]; however, several manual processes are involved in their methods. For example, the most relevant study to our proposal is [13], where authors predefine the order of several layers, structures and operations from where DARTS make the optimum selection of parameters for those layers. The proposed emoDARTS offers a novel mechanism which minimises the need to predefine the layers, offering improved autonomy. The key contributions are summarised as follows:

1. We propose emoDARTS showcasing the feasibility of using network architecture search methods for SER.
2. Unlike previous research, emoDARTS provides greater autonomy to DARTS in the selection of optimal network configurations.

*Thejan.Rajapakshe@usq.edu.au

- Experimental results conducted with IEMOCAP and MSP-IMPROV datasets validate that emoDARTS surpasses the performance achieved in prior studies.

2. RELATED WORK

In this section, we primarily discuss the application of Neural Architecture Search and DARTS for speech emotion recognition. We found a very limited number of studies in this area, confirming that NAS and DARTS need further exploration in the field of SER.

The first paper suggesting the application of NAS in SER was [14]. The authors employ a controller network that shapes the architecture by the number of layers and nodes per layer and the hyperparameter activation function of a child network by reinforcement learning. They show an improvement over human-designed architectures.

Wu X. et al. [13] used SER as their DARTS application and proposed a uniform path dropout strategy to optimise candidate architecture. They used the IEMOCAP dataset to develop an SER model with an accuracy of 56.28% for a four-class classification problem using discrete Fourier transform spectrograms extracted from audio as input.

EmotionNAS is a two-branch NAS strategy introduced by Sun H. et al. [12] in 2022. The authors use DARTS to optimise the two models in the two branches, the CNN model and RNN model, which use a spectrogram and a waveform as inputs, respectively. They obtained an unweighted accuracy of 72.8% from the combined model for the IEMOCAP dataset. They also report the performance of 63.5% in the spectrogram branch, which only uses a CNN layer. The main gap between our approach and the study by Sun H. et al. is that we use an LSTM layer coupled with the CNN layer as in Figure 1 while Sun H. et al. use an RNN layer parallel to the CNN layer in a different branch. Moreover, we integrate the attention in LSTM to further enhance the overall performance of the CNN-LSTM coupling for SER (emoDARTS).

In [13], authors apply DARTS on CNN and LSTM with attention for SER. This is a preliminary study where authors predefine several configurations of layers, structures and operations and let DARTS select only from those configurations. We aim to extend this study by allowing DARTS to select the best network architecture without providing any predefined configurations.

Liu et al. [15] have utilised an attention-based bi-directional LSTM followed by a CNN layer for a SER problem. They have achieved a significant performance of 66.27% for the IEMOCAP Dataset. Their idea of ‘CNN - LSTM attention’ paved the foundation for our model architecture.

3. emoDARTS FRAMEWORK

emoDARTS applies DARTS to enhance SER using a CNN LSTM network, influenced by research demonstrating im-

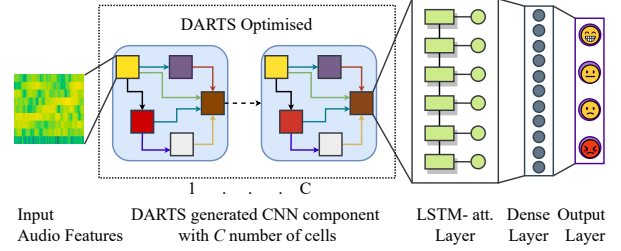


Fig. 1. The emoDARTS architecture comprises input features processed through CNN, LSTM, Dense layers, and utilizes DARTS for optimizing the CNN component.

proved performance when combining CNN and LSTM layers [15, 11, 8, 10]. DARTS is first applied to CNN, which is then fused with LSTM. The LSTM layer follows the DARTS-optimised CNN, facilitating joint training for loss minimisation (Figure 1).

DARTS uses a differentiable approach to network optimisation. The building block of the DARTS algorithm is a computation cell. It seeks to optimise the cell to gain maximum performance from the architecture. A DARTS cell is modelled as a directed graph where each node is a representation, and the edge is an operation that can be applied to a representation.

To use the DARTS cell in a CNN network, we model the node as a feature map and an edge for an operation. One speciality of this graph is that each node connects by an edge with all its preceding nodes as in Figure 2 (a). If the output of the node j is $x^{(j)}$ and operation on the edge connecting the nodes i and j is $o^{(i,j)}$, $x^{(j)}$ can be obtained by the Equation 1;

$$x^{(j)} = \sum_{i < j} o^{(i,j)}(x^{(i)}) \quad (1)$$

Initially, the candidate search space is created by connecting each node of the DARTS cell with a set of operations as shown in Figure 2 (b). A weight parameter α is introduced to Equation 1 to find the optimum edge (operation) between two nodes, i and j , out of the candidate search space of all the operations. The output from the node can be expressed as in Equation 2.

$$x^{(j)} = \sum_{i < j} \alpha^{(i,j)} o^{(i,j)}(x^{(i)}) \quad (2)$$

Then the continuous relaxation of the search space updates the weights ($\alpha^{(i,j)}$) of the edges. The final architecture can be obtained by selecting the operation between two nodes with the highest weight ($o^{(i,j)*}$) by using Equation 3.

$$o^{(i,j)*} = \operatorname{argmax}_o(\alpha^{(i,j)}) \quad (3)$$

Searched discrete cell architecture can be shown in Figure 2 (d).

The number of cells (C) in a model is a parameter to the DARTS algorithm which defines how many DARTS cells are stacked to create the model. Each cell uses the output from the last two cells as the input. If output from each cell t is y_t and if the function inside the cell is f , y_t can be expressed as;

$$y_t = f(y_{t-1}, y_{t-2}) \quad (4)$$

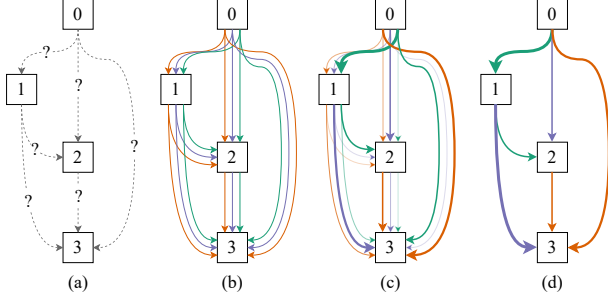


Fig. 2. DARTS employs steps (a) to (d) to search cell architectures: (a) initializes the graph, (b) forms a search space, (c) updates edge weights, and (d) determines the final cell structure. Edges represent operations, nodes signify representations, with light-colored edges indicating weaker and dark-colored edges representing stronger operations.

DARTS uses two types of CNN cells, namely ‘normal’ and ‘reduction’ cells. It sets the stride as 1 in normal cells and 2 in reduction cells, so the output is down-sampled in reduction cells. This down-sampling enables the model to remove the redundancy of intermediate features and reduce the complexity.

4. EXPERIMENTAL SETUP

4.1. Dataset and Feature Selection

We use the widely used IEMOCAP [16] and MSP-IMPROV [17] datasets for our experiments. Our study uses the improvised subset of IEMOCAP and the four categorical labels, happiness, sadness, anger, and neutral as classes from the datasets. Each dataset is divided into three subsets, training, validation and testing, by a 70/20/10 fraction. The training set is used in architecture search; the validation set is used in optimising the searched architecture, and the testing set is used to infer and obtain the testing performance of the searched and optimised model.

In this research, we use Mel Frequency Cepstral Coefficients (MFCC) as input features to the model. MFCC has been used as the input feature in many SER studies in the literature [18, 19] and has proven to obtain promising results. We extract 128 MFCCs from each 8-second audio utterance from the dataset. If the audio utterance length is less than 8 seconds, we added padding with zeros while the lengthier utterances are truncated. The MFCC extraction from Librosa python library outputs a shape 128×512 , downsampled with max pooling to create a spectrogram of the shape 128×128 .

4.2. Baseline Models

We compare the performance of emoDARTS for SER with three hand-engineered baseline models, 1) CNN, 2) CNN+LSTM, and 3) CNN+LSTM with attention. The CNN

baseline model consists of one CNN layer (kernel size=2, stride=2, and padding=2) followed by a Max-Pooling layer (kernel size=2 and stride=2). Two dense layers then consume the output from the Max-Pooling layer after applying a dropout of 0.3. Finally, the last dense layer has four output units depicting the four emotion classes, and the model outputs the probability estimation of each emotion for a given input by a Softmax function.

The CNN+LSTM baseline model is built, including an additional bi-directional LSTM layer of 128 units after the Max-Pooling layer. An attention layer is added to the LSTM layer in the ‘CNN+LSTM attention’ baseline model.

4.3. DARTS Configuration

The DARTS cell search space consists of pooling operations such as 3×3 max pooling and average pooling, convolutional operations such as 3×3 and 5×5 separable convolutions, 3×3 and 5×5 dilated convolution, identity connections, and no connections. We use the stochastic gradient descent with a learning rate using a cosine annealing schedule as the optimiser to optimise the weights of the operations. The search is run for 300 epochs. In our experiments, we used four DARTS cells ($C = 4$). As defined in [5], we use reduction cells at every $\frac{1}{3}C^{th}$ and $\frac{2}{3}C^{th}$ position of the layers. We randomly initialise α values and the DARTS search algorithm optimises α values related to each operation.

4.4. emoDARTS Configuration

In emoDARTS, the output from the CNN component is passed through to the LSTM layer with 256 units as a vector after flattening the 2D matrix from CNN. Attention is introduced into the LSTM layer by combining the attention module with the output of the LSTM layer.

We use the popular deep learning library PyTorch for model development and training. The experiments are run on a NVIDIA A40-24Q GPU with 24GB of VRAM.

5. EVALUATION

We use Unweighted Accuracy (UA) as obtained by dividing the sum of the recall of all classes by their number, to report our results. This is known to reflect imbalanced data tasks well, as is usual in SER. We also measure the number of parameters of the model by summation of all the trainable parameters in the built model as the representation of the complexity of the model.

First, we compare the performance of the DARTS generated CNN model (CNN – DARTS) with our benchmark Hand Engineered CNN model (CNN – HE). The results are presented in Table 1, showing that the DARTS-generated CNN model outperforms the hand-engineered SER model. This table also shows the performance of the DARTS-generated model with eight cells ($C = 8$): it performs poorer than the

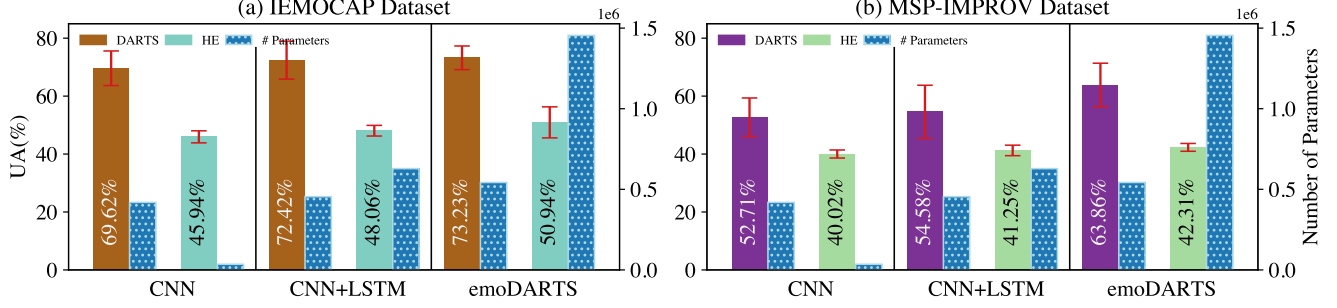


Fig. 3. Comparison of UA% and Number of Parameters between the NAS generated (NAS)($C = 4$) and Hand Engineered (HE), CNN, CNN+LSTM and emoDARTS models for (a) IEMOCAP and (b) MSP-IMPROV datasets.

Table 1. Performance comparison between the DARTS generated CNN model (CNN – DARTS) and hand-engineered benchmark model (CNN – HE) for the IEMOCAP dataset.

Model	Param.	Cell	UA (%)
CNN – DARTS	417 612	4	69.62 ± 5.97
CNN – DARTS	428 812	8	65.74 ± 7.37
CNN – HE	35 017	-	51.13 ± 2.39
EmotionNAS [CNN]	130 000	3	63.5
EmotionNAS [CNN + RNN]	-	3	69.1

one with four cells ($C = 4$). This is due to the increased complexity of the model; it gets overfitted [12].

In Table 1, we also compare the performance of our study with the results of Sun H. et al. 2022 [12], who proposed EmotionNAS. The authors have implemented NAS in two branches; in one branch, they have CNN, and in the other branch, they have RNN, where the inputs are spectrogram and waveform, respectively. We present the combined CNN + RNN performance and performance of the CNN branch in Table 1. The CNN – DARTS outperforms both.

We now compare the performance of emoDARTS, CNN model generated by DARTS (CNN – DARTS), CNN+LSTM model generated by DARTS (CNN+LSTM – DARTS), and hand-engineered CNN+LSTM (CNN+LSTM – HE). We perform these comparisons using both IEMOCAP and MSP-IMPROV datasets and present the results in Figure 3 (a) and Figure 3 (b), respectively. We note that for both datasets, (i) emoDARTS performs the best compared to only CNN and CNN+LSTM; (ii) DARTS optimised models perform significantly better than the hand-engineered models; (iii) DARTS can produce higher-performing (accuracy) models with fewer parameters than hand-engineered models. Note that the lesser number of parameters in the CNN – HE compared to CNN – DARTS is because it only contains 1 Convolution 2D layer and 1 Max Pooling layer. But in DARTS cell, it has at least 4 layers producing a higher number of parameters. In addition to the above comparisons, emoDARTS produces better results

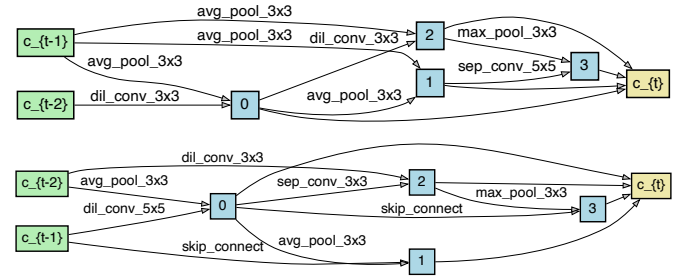


Fig. 4. DARTS searched t^{th} cell structure for Normal Cell (Top) Reduction Cell (Bottom) for the emoDARTS model.

compared to Wu X. et al. [13], who obtained 56.28% UA for CNN+RNN attention model for the IEMOCAP dataset.

Autonomous layer selection: Figure 4 shows the searched normal and reduction t^{th} cell ($c_{\{t\}}$) structures for the emoDARTS model. Note that normal Cell uses pooling layers as the initial set of layers for optimal performance, which deviates from the usual practice of choosing the convolution layer first. This is our novel contribution to using DARTS for SER compared to previous studies.

6. CONCLUSIONS

This study aimed to assess the viability of using the DARTS algorithm to optimise a neural architecture for a joint CNN and LSTM-based SER model. The approach involved augmenting a DARTS-optimised CNN with an LSTM component and jointly training the model to minimise the SER loss. The research findings demonstrate the effectiveness of DARTS in optimising neural architectures, surpassing hand-engineered models. Notably, the study also reveals that as model complexity increases, SER performance decreases, highlighting the superiority of simplified models and emphasising the continued relevance of DARTS in architectural refinement/simplifications for SER models. This research contributes valuable insights into the optimisation of neural architectures for SER applications.

7. REFERENCES

- [1] Jianfeng Zhao, Xia Mao, and Lijiang Chen, "Speech emotion recognition using deep 1D & 2D CNN LSTM networks," *Biomedical Signal Processing and Control*, vol. 47, pp. 312–323, 1 2019.
- [2] Asif Jalal, Rosanna Milner, and Thomas Hain, "Empirical Interpretation of Speech Emotion Perception with Attention Based Model for Speech Emotion Recognition," 2020.
- [3] Eva Lieskovská, Maroš Jakubec, Roman Jarina, Michal Chmúlk, Yuan-Fu Liao, Patrick Bours, and Chiman Kwan, "A Review on Speech Emotion Recognition Using Deep Learning and Attention Mechanism," *Electronics* 2021, Vol. 10, Page 1163, vol. 10, no. 10, pp. 1163, 5 2021.
- [4] Siddique Latif, Rajib Rana, Sara Khalifa, Raja Jurdak, and Bjorn W. Schuller, "Multitask Learning From Augmented Auxiliary Data for Improving Speech Emotion Recognition," *IEEE Transactions on Affective Computing*, pp. 1–13, 7 2022.
- [5] Hanxiao Liu, Simonyan Karen, and Yiming Yang, "DARTS: DIFFERENTIABLE ARCHITECTURE SEARCH," 2018.
- [6] Barret Zoph, Google Brain, Vijay Vasudevan, Jonathon Shlens, and Quoc V Le Google Brain, "Learning Transferable Architectures for Scalable Image Recognition," 2018.
- [7] Esteban Real, Alok Aggarwal, Yanping Huang, and Quoc V. Le, "Regularized Evolution for Image Classifier Architecture Search," *33rd AAAI Conference on Artificial Intelligence, AAAI 2019, 31st Innovative Applications of Artificial Intelligence Conference, IAAI 2019 and the 9th AAAI Symposium on Educational Advances in Artificial Intelligence, EAAI 2019*, pp. 4780–4789, 2 2018.
- [8] Wenjing Han, Huabin Ruan, Xiaomin Chen, Zhixiang Wang, Haifeng Li, and Björn Schuller, "Towards temporal modelling of categorical speech emotion recognition," *Proceedings of the Annual Conference of the International Speech Communication Association, INTERSPEECH*, vol. 2018-September, pp. 932–936, 2018.
- [9] Kazi Nazmul Haque, Mohammad Abu Yousuf, and Rajib Rana, "Image denoising and restoration with CNN-LSTM Encoder Decoder with Direct Attention," 1 2018.
- [10] Yuanchao Li, Tianyu Zhao, and Tatsuya Kawahara, "Improved end-to-end speech emotion recognition using self attention mechanism and multitask learning," *Proceedings of the Annual Conference of the International Speech Communication Association, INTERSPEECH*, vol. 2019-September, pp. 2803–2807, 2019.
- [11] Siddique Latif, Rajib Rana, Sara Khalifa, Raja Jurdak, and Bjorn Wolfgang Schuller, "Self Supervised Adversarial Domain Adaptation for Cross-Corpus and Cross-Language Speech Emotion Recognition," *IEEE Transactions on Affective Computing*, 2022.
- [12] Haiyang Sun, Zheng Lian, Bin Liu, Ying Li, Licai Sun, Cong Cai, Jianhua Tao, Meng Wang, and Yuan Cheng, "EmotionNAS: Two-stream Architecture Search for Speech Emotion Recognition," 2022.
- [13] Xixin Wu, Shoukang Hu, Zhiyong Wu, Xunying Liu, and Helen Meng, "NEURAL ARCHITECTURE SEARCH FOR SPEECH EMOTION RECOGNITION," *ICASSP, IEEE International Conference on Acoustics, Speech and Signal Processing - Proceedings*, vol. 2022-May, pp. 6902–6906, 2022.
- [14] Zixing Zhang, Jing Han, Kun Qian, and Björn Schuller, "Evolving Learning for Analysing Mood-Related Infant Vocalisation," *Proceedings INTERSPEECH 2018, 19. Annual Conference of the International Speech Communication Association*, pp. 142–146, 2018.
- [15] Zhen Tao Liu, Meng Ting Han, Bao Han Wu, and Abdul Rehman, "Speech emotion recognition based on convolutional neural network with attention-based bidirectional long short-term memory network and multi-task learning," *Applied Acoustics*, vol. 202, pp. 109178, 1 2023.
- [16] Carlos Busso, Murtaza Bulut, Chi-Chun Lee, Abe Kazemzadeh, Emily Mower, Samuel Kim, Jeannette N Chang, Sungbok Lee, and Shrikanth S Narayanan, "IEMOCAP: interactive emotional dyadic motion capture database," *Language Resources and Evaluation*, vol. 42, no. 4, pp. 335, 2008.
- [17] C Busso, S Parthasarathy, A Burmanian, M AbdelWahab, N Sadoughi, and E M Provost, "MSP-IMPROV: An Acted Corpus of Dyadic Interactions to Study Emotion Perception," *IEEE Transactions on Affective Computing*, vol. 8, no. 1, pp. 67–80, 2017.
- [18] Steven Davis and Paul Mermelstein, "Comparison of parametric representations for monosyllabic word recognition in continuously spoken sentences," *IEEE transactions on acoustics, speech, and signal processing*, vol. 28, no. 4, pp. 357–366, 1980.
- [19] Siddique Latif, Rajib Rana, Sara Khalifa, Raja Jurdak, and Julien Epps, "Direct Modelling of Speech Emotion from Raw Speech," in *Proceedings of the Annual Conference of the International Speech Communication Association, INTERSPEECH*, 2019, pp. 3920–3924.