

R2H: Building Multimodal Navigation Helpers that *Respond to Help*

Yue Fan, Kaizhi Zheng, Jing Gu, Xin Eric Wang

University of California, Santa Cruz

{yfan71, kzheng31, jgu110, xwang366}@ucsc.edu

Abstract

The ability to assist humans during a navigation task in a supportive role is crucial for intelligent agents. Such agents, equipped with environment knowledge and conversational abilities, can guide individuals through unfamiliar terrains by generating natural language responses to their inquiries, grounded in the visual information of their surroundings. However, these multimodal conversational navigation helpers are still underdeveloped. This paper proposes a new benchmark, *Respond to Help (R2H)*, to build multimodal navigation helpers that can respond to help, based on existing dialog-based embodied datasets. R2H mainly includes two tasks: (1) Respond to Dialog History (RDH), which assesses the helper agent’s ability to generate informative responses based on a given dialog history, and (2) Respond during Interaction (RdI), which evaluates the helper agent’s ability to maintain effective and consistent cooperation with a task performer agent during navigation in real-time. Furthermore, we propose a novel task-oriented multimodal response generation model that can see and respond, named *SeeRee*, as the navigation helper to guide the task performer in embodied tasks. Through both automatic and human evaluations, we show that *SeeRee* produces more effective and informative responses than baseline methods in assisting the task performer with different navigation tasks. Project website: <https://sites.google.com/view/respond2help/home>.

1 Introduction

Assisting humans in real-world scenarios is a fundamental capability that AI agents should possess. A multimodal conversational helper agent, as a supportive role providing real-time navigation assistance in the environment, can greatly improve work efficiency and success rate of humans, like emergency rescue in complex architectures. Figure 1

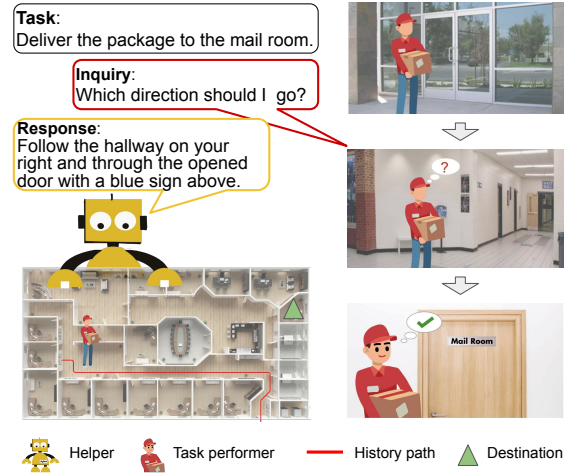


Figure 1: R2H demo. A task-oriented helper provides responses to help a task performer who is delivering a package. The helper has access to task and environment information that is not available to the task performer, for example, the location of the destination and map of the environment.

illustrates an example of a delivery person seeking assistance in navigating through an unfamiliar building. With the help from a navigation helper agent, the delivery person can ask questions about directions and receive responses that are tailored to visual information about the current surroundings.

The most critical aspect for a conversational helper agent’s success is its ability to effectively guide task performers in a cooperative manner. To achieve this, the helper agent needs to provide real-time assistance, ensuring the successful completion of the tasks. However, creating such an agent poses a significant challenge, because the evaluation of the helper agent’s performance is not solely dependent on the agent itself, but also requires the presence of a task performer.

To fully consider the cooperative dynamic between the helper agent and a task performer, involving a human in the evaluation as a performer would be the most direct approach, though it is often impractical due to the high cost and low effi-

ciency. An alternative solution is to involve another agent as the task performer. In this work, we introduce the Respond to Help (R2H) benchmark, designed to automatically evaluate conversational multimodal navigation helpers in this cooperative dynamic. The R2H benchmark incorporates pre-trained and fixed task performer agents into the evaluation tasks. These performer agents follow the responses from the helper agent, providing a practical and efficient way to evaluate the helper agent’s performance.

Leveraging two existing vision-and-dialog navigation datasets, CVDN (Thomason et al., 2020) and ALFRED (Shridhar et al., 2020), our R2H benchmark introduces two novel tasks: the Respond to Dialog History task and the Respond during Interaction task. In the Respond to Dialog History (RDH) task, the helper agent generates a response based on the dialog history, with the aim of guiding the task performer agent closer to the target. In the Respond during Interaction (RdI) task, the helper agent is required to generate multiple responses based on the demands of the task performer, guiding the task performer agent to navigate to the destination. As a result, R2H benchmark provides a practical evaluation for helper-performer cooperation in both short- and long-term. Specially distinguished from other language generation tasks emphasising the similarity of generated language to the ground truth, the tasks in R2H benchmark especially focus on how much the success rate of task performers is benefited with the help from the helper.

We also present a multimodal helper agent, SeeRee, to respond to inquiries from the task performer. Our helper agent leverages the oracle knowledge about the task and environment that is unavailable to the task performer, such as the destination location in a navigation task, to generate responses to inquiries from the task performer. SeeRee employs pre-trained vision and language models, specifically the Video Swin Transformer (Liu et al., 2022) and BERT (Devlin et al., 2019), to handle multimodal inputs. To manage long input sequences, SeeRee leverages a novel Conditional Optimized Sparse (COS) attention mask. Moreover, we introduce a Parse by Step method, which leverages GPT-3 (Brown et al., 2020) to transform ground-truth human responses into structured, noise-free step-by-step instructions. Using those parsed instructions (instead of human responses) as the new supervision results can train a better helper

agent with improved performance in helping the task performer.

In our experiments, we benchmark SeeRee and a baseline model using the R2H benchmark. The results and ablation studies demonstrate that SeeRee surpasses the baseline in generating effective responses; validate the COS attention mask and Parse by Step method. We also conduct extensive human evaluations to assess how effectively SeeRee’s responses assist humans in completing embodied tasks, which shows that SeeRee delivers highly accurate responses that significantly enhance the task success rate compared to the baseline.

Additionally, we ask human testers to rate the faithfulness and naturalness of the responses evaluate the response from helper agents with automatic scores. As a result, our experiments indicate that a higher language similarity to human helpers does not necessarily lead to a more successful conversational helper agent.

The main contributions are concluded as follows:

- We present the Respond to Help (R2H) benchmark as a testbed for automatically evaluating the capabilities of multimodal conversational navigation helper agent, that helps task performers complete tasks by providing natural language responses to inquiries based on environment information.
- We propose a novel task-oriented multimodal helper agent, SeeRee, utilizing the Conditional Optimized Sparse (COS) attention mask and noise-free step-by-step instructions (Parse by Step).
- Our experiments on the R2H task and human evaluations show that SeeRee outperforms other baseline helper agents and even approaches human-level performance in some aspects. The experiments also indicate that a closer linguistic resemblance to human helpers does not automatically translate into a more effective conversational helper agent.

2 The R2H Benchmark

Significant differences exist between building a helper agent and developing task performer agents for dialog-based multimodal navigation tasks. Task performers developed in the pioneer works (Thomason et al., 2020; Gao et al., 2022; Fan et al., 2022) are challenged as command followers, evaluated

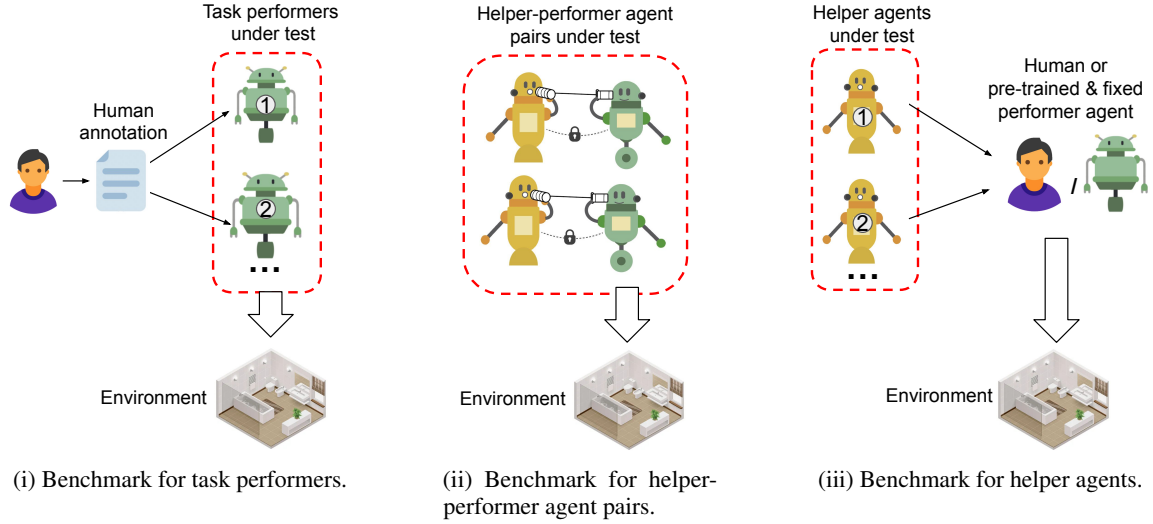


Figure 2: Comparison between different dialog-based embodied benchmark types. The benchmark either (i) evaluates task performers, where performers follow instructions in human annotations, (ii) evaluates helper-performer pairs, where the helper and performer agents need to jointly learn and be evaluated together, or (iii) evaluates helper agents only (our R2H benchmark), where helpers need to provide appropriate instructions according to performer and environment information.

based on their performance of following dialog histories from human annotations, as shown in Figure 2i. However, building the helper agent requires evaluations in a collaborative setting with task performers because being able to provide responses to help the task performer is the most important aspect of the helper agent.

Involving human task performers to evaluate the helper agent is ideal but expensive. Alternatively, inspired by Padmakumar et al. (2022), Nguyen and Daumé III (2019) and Roman et al. (2020) that study and build specific helper and performer agents to collaborate (shown in Figure 2ii), we introduce the Respond to Help (R2H) benchmark (shown in Figure 2iii), involving task performer in the evaluation process. This approach allows for a more comprehensive and realistic assessment of the helper agent’s capabilities, as it tests the agent’s ability to respond effectively in a wide range of scenarios. The benchmark includes two novel tasks, the Respond to Dialog History (RDH) task and the Respond during Interaction (RdI) task, building upon three existing vision-and-dialog navigation datasets. RDH task evaluates helper agents in a situation where partial human dialog history is provided and RdI task aims at challenging the helper agents with real collaborative scenarios.

2.1 Respond to Dialog History Task

Respond to Dialog History (RDH) Task focuses on evaluating the accuracy and completeness of the response from helper agents. The helper agent is challenged with understanding the dialog history and respond to help the task performer based on information about the task and environment in the form of image sequences. After the responses \hat{r}_i generated, they will be concatenated with all available human dialog history $h_{i-1} = \{q_0, r_0, \dots, q_{i-1}, r_{i-1}\}$ in the corresponding trajectory before the inquiries q_i from human task performers. As a result, generated response from the helper agent forms a new dialog history $\hat{h} = \{h_{i-1}, q_i, \hat{r}_i\}$ which becomes the input to the task performer.

R2H benchmark adopts State-Of-The-Art open-sourced performer agents for each vision-and-language navigation dataset. The task performer agent is pre-trained on the original training set with human dialogs h_i including the response from the human helper r_i and predict actions based on \hat{h} for completing the task. Therefore, the progress and success made by the task performer can be seen as a test of the accuracy and completeness of the responses generated by the task performer agent.

2.2 Respond during Interaction Task

The Respond during Interaction (RdI) task challenges the ability of helper agents to cooperate consistently with the task performer agent. Similar

to the RDH task, the RdI task involves a pre-trained task performer agent predicting navigation actions based on dialog histories. However, unlike the RDH task, no dialog history is initially provided in the RdI task. The task performer agent initiates inquiries \hat{q}_i for help when needed and navigate based on the ongoing dialog between itself and the helper agent $\hat{h}_i = \{\hat{q}_0, \hat{r}_0, \dots, \hat{q}_i, \hat{r}_i\}$, where \hat{r}_i is the real-time responses from the helper agent to \hat{q}_i . As a result, the dialog \hat{h}_i as a result of interaction serves as the primary source of guidance for the task performer agent, making the consistent quality of the helper agent’s responses crucial for successful navigation.

2.3 Adapting Existing Datasets

R2H benchmark establish the same tasks across different datasets.

Datasets R2H benchmark is built upon existing vision-and-dialog navigation datasets with dialogs between task performers and helpers.

- **CVDN** (Thomason et al., 2020) is situated in the Matterport3D simulator (Chang et al., 2017) with photo-realistic scenes. The dataset records the collaboration between the human task performer and the human helper to complete navigation tasks of finding target objects in different indoor environments. The helper uses expert knowledge to guide the task performer with natural language when questions are asked by the task performer.
- **DialFRED** (Gao et al., 2022) is built on Ai2-thor (Kolve et al., 2017) simulator with synthetic views. Similar to the CVDN, the helper and task performer collaborate to navigate to targets; however, DialFRED dataset involves a significant amount of template based dialogs and is collected in a way that each trajectory only corresponds to one pair of inquiry and response, without any dialog history. Therefore it is not suitable for RdI task.

Adaption Across Datasets Given the variability of available information across different datasets and environments, the R2H benchmark is designed with a harmonizing approach, converting the environment specific information into image sequences. A script-based sampler are designed to generate the image sequences by leveraging expert information in each dataset. The sampler outputs image

sequences showing the task performer’s views on the shortest path to the destination in both CVDN and DialFRED datasets. Especially for CVDN dataset, following the data collection process in dataset, a connectivity graph for viewpoints is used to generate the shortest path and therefore the image sequence length is variable but limited to views within 5 viewpoints of the current position. As a result, helper agents can be evaluated in different datasets with the same task inputs, which enhanced the benchmark’s versatility to further adapt to new datasets.

2.4 Metrics

Since we aim to evaluate how capable the response generated by helper agents is in helping the task performer, we adopt the metrics for task completion: Goal Progress (GP), evaluating the distance of the progress made towards the destination, where it is computed as the trajectory length, deducted by the remaining trajectory from the current location to the destination viewpoint; Success Rate (SR), showing the ratio of tasks being completed successfully; Success weighted by inverse Path Length (SPL) (Anderson et al., 2018) or Path Weighted Success Rate (PWSR) (Gao et al., 2022): measuring the Success Rate weighted by the total length of the navigation trajectory.

3 The SeeRee Agent

In this section, we introduce the helper agent that can *see and respond*, named SeeRee. SeeRee generates responses to task-oriented navigation inquiries from the task performer. As shown in Figure 3, our helper agent SeeRee generates natural language responses to the task performer’s inquiries based on the task and environment information that is not aware by the task performer. Since the available information can vary among different tasks and environments, SeeRee is designed to adapt to different scenarios by converting the information into image sequences using task- and environment-specific samplers. The sampler we adopted for the experiments is detailed in Section 4.1. Then, the image sequences are padded to a fixed length (Lin et al., 2022) and encoded by Video Swin Transformer (VidSwin) (Liu et al., 2022). The image sequence embedding is concatenated with BERT text embedding (Devlin et al., 2019) and fed into a multimodal transformer. Finally, the responses are generated from the multimodal transformer in an

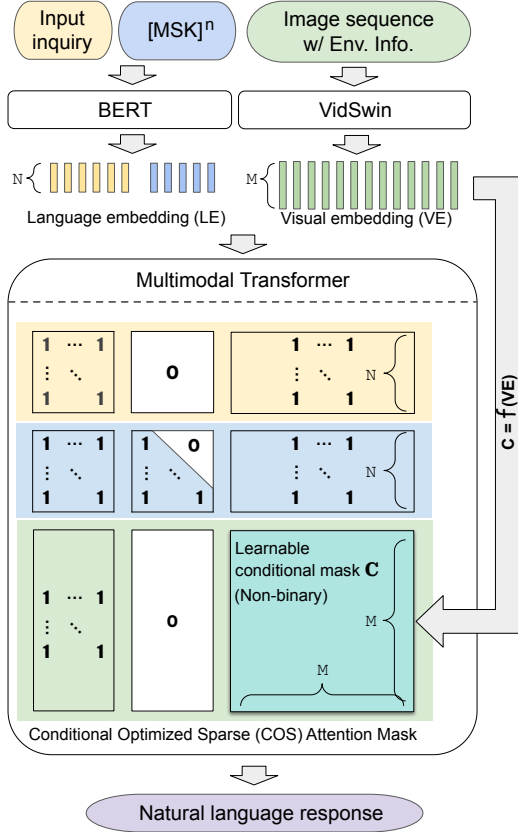


Figure 3: Overview of SeeRee. The visual and text inputs are encoded and fed into the multimodal transformer, where a Conditional Optimized Sparse (COS) attention mask is applied. The COS attention mask has fixed binary values except for the learnable conditional mask C for visual embedding (VE) that is conditioned on VE itself. Yellow, blue, and green colored rows correspond to the attention masks for LE of input inquiry and generated response and VE, respectively.

auto-regressive way.

3.1 Multimodal Transformer

Following prior multimodal language generation studies (Hu et al., 2020; Lin et al., 2022), our multimodal transformer takes as input the embedding containing both text and image information and generates natural language responses in a unidirectional sequence-to-sequence generation process. We treat the input inquiries as prompts for generating the response, and a special token [CLS] is added to the end of the inquiry. During training, we apply Mask Language Modeling (MLM) (Devlin et al., 2019) to the response where 80% tokens are masked with [MSK] tokens, and 10% tokens are changed randomly. Cross entropy loss is applied to predictions for the masked tokens:

$$L_{MLM} = \sum_i L_{CrossEntropy}(y_i, \hat{y}_i), \quad (1)$$

where y_i is the masked token at position i and \hat{y}_i is the prediction.

At inference time, the text is generated in an auto-regressive manner, where we insert multiple [MSK] tokens after the [CLS] token and predict tokens to replace [MSK] tokens one by one unidirectionally until the prediction is [EOS] or all the [MSK] tokens are predicted.

3.2 Conditional Optimized Sparse (COS) Attention Mask

One challenge in generating responses for dialog-based embodied tasks is effectively modeling the long input image sequence, reducing the redundancy in the repetitive images but keeping the critical details. To this end, we introduce a Conditional Optimized Sparse (COS) attention mask for the multimodal transformer, as shown in Figure 3. The mask can be divided into three row sections, corresponding to in what range the embeddings for input inquiry, the response generated, input image sequence can attend to, respectively. The first row section shows that the language embedding (LE) for input inquiry can attend to itself and the input visual embedding (VE). The second row section means the LE for the generated response can attend to the VE and all the previous LE, allowing unidirectional text generation (Devlin et al., 2019). The third row section indicates that the VE can attend to partial itself and the LE of input inquiry. Especially, instead of being fulling binary and pre-defined, a learnable conditional mask C that is non-binary and sparse is adopted in the third row section of the COS attention mask, controlling the self-attention of the VE. C is conditioned on VE, and the mapping is modeled by:

$$C = \sigma(f(\text{VE})), \quad (2)$$

where $\sigma(x) = \frac{1}{1+e^{-x}}$ and f is a multi-layer perceptron. In this way, our COS attention mask uses a conditional optimizing strategy that optimizes the attention mask based on the image sequence. Additionally, in order to let the transformer attend to the specific details of the VE that are most relevant to the task, we enforce C to be sparse, letting the VE to sparsely attend to itself using a sparsity loss (Lin et al., 2022):

$$L_{SPARSE} = \lambda \times \sum_{i=1}^M \sum_{j=1}^M |C_{i,j}|, \quad (3)$$

where λ is a regularization hyperparameter and $C_{i,j}$ is the value of the learnable conditional mask C . As a result, COS attention mask enables better encoding and understanding of long visual input and improves the response generation result.

3.3 Response Preprocessing with Parse by Step

Training a helper agent to directly imitate the responses in the human dialog may not be optimal as they may be unorganized and include utterances irrelevant to the task. Structured step-by-step instructions are easier for the helper agent to learn. Therefore, we propose a Parse by Step method for SeeRee, utilizing GPT-3 (Brown et al., 2020), a large language model that has been trained on a vast amount of natural language texts, to preprocess the ground-truth responses in the training data. In line with the idea of in-context learning (Brown et al., 2020; Kojima et al., 2022), we manually create the prompt for inputs to GPT-3. Table 1 illustrates the prompt and sampled preprocessed results. By filling each response in the training set in the blank of the prompt and letting GPT-3 complete the sentence, we get the preprocessed training data from the output, which is parsed in a step-by-step manner with a streamlined language pattern. As a result, the token y_i in the objective function (1) is sampled from a tokenized preprocessed human response Y :

$$y_i \in Tok(Y), Y = p(R), \quad (4)$$

where Tok is the tokenization process, P is the Parse by Step method, and R is the original human response in the dialog of the training set. In our experiments, with the preprocessed training data as supervision for training, SeeRee is able to generate more informative responses.

4 Experiments

4.1 Implementation Details

We train SeeRee using AdamW optimizer (Loshchilov and Hutter, 2018) for 10k iterations with a batch size of 6 and learning rate of $1e^{-4}$. We select the results based on the best GP in the unseen validation set. We initialize the encoders and multimodal transformers in SeeRee with weights from SwinBert (Lin et al., 2022) to benefit from its image sequence understanding ability. Training takes about 12 hours on one NVIDIA A6000 GPU.

Baseline Model We adopt the RMM Guide model (\mathcal{G}) (Roman et al., 2020) as the baseline model in our experiments. RMM \mathcal{G} is a sequence-to-sequence LSTM-based model that generates natural language help based on the input image sequence. During the experiment, we apply the same sampler for both SeeRee and the baseline model.

4.2 RDH Task

Task Performer For RDH on CVDN dataset, we use HAMT¹ (Chen et al., 2021), pre-trained on the original CVDN Navigation from Dialog History (NDH) task as the task performer. For RHD on DialFRED, we leverage the task performer² in the original work (Gao et al., 2022) that takes a single round of input to complete the task.

Results As shown in Table 2, on either dataset, the task performer agent achieves the best performance using the response generated by SeeRee, outperforming the results using responses from the baseline helper agent, RMM guider agent. We also show the task performer’s performance on the original validation set, where the responses are provided by human annotators. By comparing the results, we find that SeeRee’s responses on CVDN are highly comparable to those of human helpers in terms of effectiveness, with a difference of only about 10%. Additionally, on DialFRED, SeeRee even reaches the same performance as human helpers in seen validation set for generating effective responses that guide the task performer agent to success. We believe this is because the human utterances in DialFRED are mostly template-based, which eases the challenge in multimodal generation. We believe that once SeeRee is well-trained, it could outperform human helpers by making fewer mistakes.

4.3 RdI Task

Task Performer We utilize the task performer model from the pioneering work RMM (Roman et al., 2020) that combines two components: the RMM Navigator model (\mathcal{N}), responsible for predicting navigation actions, and the RMM Questioner model (\mathcal{Q}), generating inquiries to the helper agent. As a result, the combination allows the task performer collaborate with helper agents to navigate towards destination.

¹<https://github.com/cshizhe/VLN-HAMT>.

²Due to unavailable model weights, we reproduced the model with comparable results as in the original paper.

Prompt: Commander says: ‘Yes to the kitchen. Go to the left of the fireplace and then all the way up the stairs’. Step by step: 1. Yes. 2. go to the kitchen 3. go the left of the fireplace, 4. go upstairs. Commander says: _____. step by step: 1.		
Index	Original response	Processed response
1	Go into the bedroom and walk through it and exit it by using a door on the left.	1. Enter the bedroom. 2. Walk through it. 3. Exit by using a door on the left.
2	Yeah keep going around the outside till you get to the end. And sorry about the mixup at first.	1. Yeah. 2. Keep going around the outside. 3. Get to the end.
3	Go straight a little, then the right and go downstairs.	1. Go straight a little. 2. Go right. 3. Go downstairs.
4	I would go back.	1. Go back.

Table 1: Examples of our Parse by Step method on the CVDN dataset (Thomason et al., 2020). We fill the original response to the blank of the prompt and input to GPT-3 for sentence completion. The output from the GPT-3 becomes the processed response with mainly task-related instructions kept and organized in steps. Through Parse by Step, we preprocess the response in the training set.

Helper	Task Performer	Seen Validation			Unseen Validation		
		GP ↑	SPL ↑	SR ↑	GP ↑	SPL ↑	SR ↑
Human Annotator	HAMT	6.91	17.59	20.68	5.13	11.15	17.09
RMM \mathcal{G}		4.65	8.64	14.37	2.83	6.84	10.69
SeeRee (ours)		6.50	13.95	17.80	4.87	10.13	15.21

(a)

Helper	Task Performer	Seen Validation		Unseen Validation	
		SR ↑	PWSR ↑	SR ↑	PWSR ↑
Human Annotator	DialFRED Performer	49.05	39.11	33.38	14.56
RMM \mathcal{G}		46.49	35.25	32.08	13.80
SeeRee (ours)		49.05	39.11	33.07	14.27

(b)

Table 2: Results of Respond to Dialog History (RDH) task on CVDN dataset (a) and DialFRED dataset (b) (Thomason et al., 2020; Gao et al., 2022). We replace the response in validation sets with responses from different helper agents. Since the task performer agent is trained with human dialog and is fixed, it relies on the information contained in the response to complete the task. Thus, the better the task performer agent performs in the task, the more effective the response is.

Results As shown in Table 3, we train and evaluate the same task performer agent $\mathcal{N} + \mathcal{Q}$ with different response generation models in the RdI task on CVDN (Thomason et al., 2020): (1) the helper agent RMM \mathcal{G} is trained and updated jointly with the task performer agent; (2) the helper agent RMM \mathcal{G} is fixed during training, (3) the helper agent is changed to SeeRee and kept fixed during training. The results demonstrate that SeeRee, when serving as the helper agent, performs the best in collaborating with the task performer in the RdI task. Interestingly, we find that only updating the

Helper	Task Performer	Seen Validation			Unseen Validation		
		SPL ↑	SR ↑	GP ↑	SPL ↑	SR ↑	GP ↑
RMM \mathcal{G}	RMM $\mathcal{N} + \mathcal{Q}$	1.39	3.33	10.67	0.82	1.18	4.86
RMM \mathcal{G} (Fixed)		1.70	3.33	9.55	0.66	2.36	5.41
SeeRee (ours)		2.33	5.55	10.74	0.87	1.57	5.55

Table 3: Results of evaluating different helper agents with the performer agent formed by the RMM Navigator model (\mathcal{N}) and RMM Questioner model (\mathcal{Q}) (Roman et al., 2020) on the two-agent task built on CVDN (Thomason et al., 2020). Our SeeRee agent enables the best two-agent training results.

task performer agent during training leads to better results. One possible explanation for this is that joint training may create potential instability, making it challenging for both models to reach optimum simultaneously. The helper agent could face difficulty in converging due to the changing models of the task performer agent and vice versa.

4.4 Ablation Study

To thoroughly analyze the effect of different components in our model, we conduct ablation studies on CVDN dataset based on RDH task and language generation metrics, BLUE2 (Papineni et al., 2002) and ROUGE-L (Lin and Och, 2004). The result is shown in Table 4.

Conditional Optimized Sparse (COS) Attention Mask is shown to benefit the response generation in the R2H task through ablation studies. We repeated the same training on SeeRee model, but replaced the conditional mask C with a fixed attention mask with all ones. Results show that when using the COS attention mask, the task performer

Helper	COS attention mask	Parse by Step	Seen Validation			Unseen Validation		
			GP	B2	R	GP	B2	R
Human Annotator	-	✗	6.91	-	-	5.13	-	-
	-	✓	7.26	-	-	5.10	-	-
SeeRee (ours)	✗	✗	5.43	9.89	21.79	4.65	10.00	22.13
	✓	✗	5.86	14.44	25.49	4.72	13.94	25.48
	✓	✓	6.50	13.78	24.24	4.87	13.16	24.14

Table 4: Ablation study of the SeeRee agent on CVDN dataset (Thomason et al., 2020) based on GP in RDH task and language generation metrics, BLUE2 (B2) and ROUGE-L (R). We directly apply our Parse by Step method to the original validation data created by humans, showing that Parse by Step maintains essential task-related information. The results show the effectiveness of COS attention mask and Parse by Step in task-oriented response generation.

Helper	Task Completion			Subjective Response Evaluation	
	GP ↑	SPL ↑	SR ↑	Naturalness ↑	faithfulness ↑
No helper	3.54	2.23	4.50	-	-
RMM \mathcal{G}	6.32	5.89	10.57	0.73/1	0.59/1
SeeRee (ours)	9.89	13.82	18.18	0.72/1	0.75/1

Table 5: Results of human evaluation on RdI task in Matterport3D simulator (Chang et al., 2017). The human testers start in initialized positions and will be provided with target objects based on unseen validation data from CVDN (Thomason et al., 2020). Different helper agents are tested on the same set of data and we measure the task completion of human testers, as well as the subjective evaluation on the responses.

receives significant improvements. This illustrates that the COS attention mask helps to enrich the response with more valuable information that comes from the visual environment information, enabling better performance of the task performer agent in approaching the destination.

Parse By Step is first evaluated on the original validation set as a sanity check, where the task performer infers on the human dialog from the original dataset, but the response within is processed by our Parse by Step method. The results show that the human response processed with Parse by Step is overall equally capable as the original response, with a 5% drop in SPL and SR on the seen validation set and a 5% increase in GP on the seen validation set and SR on the unseen validation set. This indicates that the information contained in the original response is kept. We then ablate the method on SeeRee by comparing the SeeRee model trained on the training data preprocessed or not with our Parse by Step method. The evaluation result shows that despite the BLUE2 score and ROUGE-L score drops, GP in the RDH task receives a major in-

crease. This proves the effectiveness of our Parse by Step method in facilitating the training of the helper agent and indicates that a high language similarity to human responses does not necessarily equate to a more effective conversational helper agent.

4.5 Human Evaluation

To further evaluate the performance of our helper agent, SeeRee, we conduct human evaluations to assess the quality of the responses generated. Human participants are paid with \$17/h and they act as task performers navigating in the Matterport3D simulator (Chang et al., 2017). We randomly sample 60 trajectories in unseen validation sets of CVDN (Thomason et al., 2020) to provide the target object and starting position to the participants. During the simulation, participants can control their movement in the environment using their keyboards and ask questions to the helper agent whenever needed. Upon completion of the task, we assess task success and goal progress in the same way as in Thomason et al. (2020). Additionally, we ask participants to provide their subjective assessment of the naturalness and faithfulness of the responses. We evaluate SeeRee, a baseline helper agent, and the situation with no helper agent. The results show that SeeRee provides the best results in terms of task completion. Through subjective evaluation, we find that SeeRee achieves significantly higher scores in terms of response faithfulness. Despite being trained with data preprocessed by Parse by Step, where the training supervision is no longer the original human utterances, it still achieves almost equal score of naturalness compared to the baseline model trained on original human responses. Through these evaluations, we show the ability of SeeRee to help human users complete embodied tasks.

5 Related Work

Dialog-based Multimodal Embodied Benchmarks Previous dialog-based multimodal embodied benchmarks are usually focusing on evaluating either task performers (Thomason et al., 2020; Gao et al., 2022; Shi et al., 2022) or the corresponding pairs of task performer and helper (Roman et al., 2020; Hahn et al., 2020; Padmakumar et al., 2022). For instance, the CVDN (Thomason et al., 2020) evaluates a task performer to navigate to a desired room by dialog histories. Gao et al. (2022)

developed a dialogue-enabled embodied instruction following benchmark, DialFRED, based on the ALFRED benchmark (Shridhar et al., 2020) and presented a task performer framework. Further, in order to study the collaboration between the performer and helper, there is a wide range of activities involved in these tasks, such as navigating to a specific location (Roman et al., 2020), locating positions (Hahn et al., 2020), and interacting objects (Padmakumar et al., 2022). Compared to these benchmarks, our R2H benchmark aims for better helper agents and is the only benchmark for sole helper evaluation.

Multimodal-based Language Generation

SeeRee is in line with a growing collection of methods applied to the visual question-answering task, where multiple inputs are encoded and then decoded into text. Cho et al. (2021) introduced the VL-T5 model a unified framework that learns different tasks in a single architecture with the same language modeling objective; Wang et al. (2022) proposed Generative Image-to-text Transformer, to unify vision-language tasks such as image/video captioning and question answering; Fu et al. (2021) tackled video question answering problem with VIOLET model that adopts a video transformer to model the temporal dynamics of video inputs explicitly. Although showing great successes, one problem shared by these works is the input frames to the model are limited in quantity, only around half a dozen. Since the task of modeling the helper generating responses requires more detailed information from the visual input which may only flash once and will be easily ignored by sparse sampling, the input has to include a longer image sequence. Lin et al. (2022) developed SwinBERT, a learnable sparse attention mask for video caption that reduces the computation cost and enables long frame sequence as input. However, the learned sparse attention mask is fixed after training which lacks generalization ability. In this work, we apply the COS attention mask for SeeRee, improving the model’s ability to understand and uncover information from long sequence inputs.

6 Conclusion

In this study, we introduce the Respond to Help (R2H) benchmark with two tasks, Respond to Dialog History and Respond during Interaction, assessing a helper agent’s guidance capabilities. With the R2H benchmark, we build and evaluate a naviga-

tion helper agent, SeeRee. The results show that SeeRee outperformed the baseline model. Through further ablation study and human evaluation, we prove the effectiveness of SeeRee in assisting humans with tasks and also argue that the effectiveness of responses cannot be determined by their linguistic resemblance to human dialogue alone.

Ethics Statement

The human evaluation part of this project is classified as exempt by Human Subject Committee vis IRB protocols. Additionally, we recognize the potential ethical issues related to training language generation model using human dialog data, such as the possibility of the model learning harmful language without understanding its context. To mitigate this concern, our proposed data preprocessing method, Parse by Step, converts the responses in the training data into more structured and task-specific instructions, effectively reducing the presence of noise and profanity in the training data. As a result, the likelihood of our model generating inappropriate responses is greatly minimized.

References

- Peter Anderson, Qi Wu, Damien Teney, Jake Bruce, Mark Johnson, Niko Sünderhauf, Ian Reid, Stephen Gould, and Anton Van Den Hengel. 2018. Vision-and-language navigation: Interpreting visually-grounded navigation instructions in real environments. In *Proceedings of the IEEE conference on computer vision and pattern recognition*, pages 3674–3683.
- Tom Brown, Benjamin Mann, Nick Ryder, Melanie Subbiah, Jared D Kaplan, Prafulla Dhariwal, Arvind Neelakantan, Pranav Shyam, Girish Sastry, Amanda Askell, et al. 2020. Language models are few-shot learners. *Advances in neural information processing systems*, 33:1877–1901.
- Angel Chang, Angela Dai, Thomas Funkhouser, Maciej Halber, Matthias Niessner, Manolis Savva, Shuran Song, Andy Zeng, and Yinda Zhang. 2017. Matterport3d: Learning from RGB-D data in indoor environments. *International Conference on 3D Vision (3DV)*.
- Shizhe Chen, Pierre-Louis Guhur, Cordelia Schmid, and Ivan Laptev. 2021. History aware multimodal transformer for vision-and-language navigation. In *NeurIPS*.
- Jaemin Cho, Jie Lei, Hao Tan, and Mohit Bansal. 2021. Unifying vision-and-language tasks via text generation. In *International Conference on Machine Learning*, pages 1931–1942. PMLR.

- Jacob Devlin, Ming-Wei Chang, Kenton Lee, and Kristina Toutanova. 2019. Bert: Pre-training of deep bidirectional transformers for language understanding.
- Yue Fan, Winson Chen, Tongzhou Jiang, Chun Zhou, Yi Zhang, and Xin Eric Wang. 2022. Aerial vision-and-dialog navigation. *arXiv preprint arXiv:2205.12219*.
- Tsu-Jui Fu, Linjie Li, Zhe Gan, Kevin Lin, William Yang Wang, Lijuan Wang, and Zicheng Liu. 2021. Violet: End-to-end video-language transformers with masked visual-token modeling. *arXiv preprint arXiv:2111.12681*.
- Xiaofeng Gao, Qiaozi Gao, Ran Gong, Kaixiang Lin, Govind Thattai, and Gaurav S Sukhatme. 2022. Dialfred: Dialogue-enabled agents for embodied instruction following. *arXiv preprint arXiv:2202.13330*.
- Meera Hahn, Jacob Krantz, Dhruv Batra, Devi Parikh, James Rehg, Stefan Lee, and Peter Anderson. 2020. Where are you? localization from embodied dialog. In *Proceedings of the 2020 Conference on Empirical Methods in Natural Language Processing (EMNLP)*, pages 806–822.
- Xiaowei Hu, Xi Yin, Kevin Lin, Lijuan Wang, Lei Zhang, Jianfeng Gao, and Zicheng Liu. 2020. Vivo: Surpassing human performance in novel object captioning with visual vocabulary pre-training.
- Takeshi Kojima, Shixiang Shane Gu, Machel Reid, Yutaka Matsuo, and Yusuke Iwasawa. 2022. Large language models are zero-shot reasoners. *arXiv preprint arXiv:2205.11916*.
- Eric Kolve, Roozbeh Mottaghi, Winson Han, Eli VanderBilt, Luca Weihs, Alvaro Herrasti, Daniel Gordon, Yuke Zhu, Abhinav Gupta, and Ali Farhadi. 2017. Ai2-thor: An interactive 3d environment for visual ai. *arXiv preprint arXiv:1712.05474*.
- Chin-Yew Lin and Franz Josef Och. 2004. Automatic evaluation of machine translation quality using longest common subsequence and skip-bigram statistics. In *Proceedings of the 42nd Annual Meeting of the Association for Computational Linguistics (ACL-04)*, pages 605–612.
- Kevin Lin, Linjie Li, Chung-Ching Lin, Faisal Ahmed, Zhe Gan, Zicheng Liu, Yumao Lu, and Lijuan Wang. 2022. Swinbert: End-to-end transformers with sparse attention for video captioning. In *Proceedings of the IEEE/CVF Conference on Computer Vision and Pattern Recognition*, pages 17949–17958.
- Ze Liu, Jia Ning, Yue Cao, Yixuan Wei, Zheng Zhang, Stephen Lin, and Han Hu. 2022. Video swin transformer. In *Proceedings of the IEEE/CVF Conference on Computer Vision and Pattern Recognition*, pages 3202–3211.
- Ilya Loshchilov and Frank Hutter. 2018. Decoupled weight decay regularization. In *International Conference on Learning Representations*.
- Khanh Nguyen and Hal Daumé III. 2019. Help, anna! visual navigation with natural multimodal assistance via retrospective curiosity-encouraging imitation learning. *arXiv preprint arXiv:1909.01871*.
- Aishwarya Padmakumar, Jesse Thomason, Ayush Srivastava, Patrick Lange, Anjali Narayan-Chen, Spanana Gella, Robinson Piramuthu, Gokhan Tur, and Dilek Hakkani-Tur. 2022. Teach: Task-driven embodied agents that chat. In *Proceedings of the AAAI Conference on Artificial Intelligence*, volume 36, pages 2017–2025.
- Kishore Papineni, Salim Roukos, Todd Ward, and Wei-Jing Zhu. 2002. Bleu: a method for automatic evaluation of machine translation. In *Proceedings of the 40th annual meeting of the Association for Computational Linguistics*, pages 311–318.
- Homero Roman Roman, Yonatan Bisk, Jesse Thomason, Asli Celikyilmaz, and Jianfeng Gao. 2020. Rmm: A recursive mental model for dialogue navigation. In *Findings of the Association for Computational Linguistics: EMNLP 2020*, pages 1732–1745.
- Zhengxiang Shi, Yue Feng, and Aldo Lipani. 2022. Learning to execute actions or ask clarification questions. In *Findings of the Association for Computational Linguistics: NAACL 2022*, pages 2060–2070.
- Mohit Shridhar, Jesse Thomason, Daniel Gordon, Yonatan Bisk, Winson Han, Roozbeh Mottaghi, Luke Zettlemoyer, and Dieter Fox. 2020. **ALFRED: A Benchmark for Interpreting Grounded Instructions for Everyday Tasks**. In *The IEEE Conference on Computer Vision and Pattern Recognition (CVPR)*.
- Jesse Thomason, Michael Murray, Maya Cakmak, and Luke Zettlemoyer. 2020. Vision-and-dialog navigation. In *Conference on Robot Learning*, pages 394–406. PMLR.
- Jianfeng Wang, Zhengyuan Yang, Xiaowei Hu, Linjie Li, Kevin Lin, Zhe Gan, Zicheng Liu, Ce Liu, and Lijuan Wang. 2022. Git: A generative image-to-text transformer for vision and language. *arXiv preprint arXiv:2205.14100*.

A Case Study


In this section, we show a few examples of SeeRee generating responses in the R2H task on both CVDN dataset (Thomason et al., 2020) and DialFRED dataset (Gao et al., 2022). As shown in Figure 4 and Figure 5, each example includes the input inquiry from human, the sampled input image sequence from the environment, the response generated by SeeRee and the human response.

B Human Evaluation Details

In our human evaluation study, we recruited five students from the university who consented to participate and have their data used for this work. These participants had the same minimal prior knowledge about the project and were given instructions on how to use the simulator before the evaluation began.

Input inquiry: Should i go up the stairs or down?

Image sequence:



Generated response: Go down the stairs turn right into the kitchen.

Human response: Go down the stairs and head straight into the kitchen.

(i) Example 1

Input inquiry: Shall i continue assuming this is not the bathroom?

Image sequence:



Generated response: Yes leave the bedroom turn right go into the bedroom on the left.


Human response: Turn right out that door and go to the room at the end of the hall.

(ii) Example 2

Figure 4: Examples of the response generated by SeeRee in RDH task on CVDN (Thomason et al., 2020)

Input inquiry: How does the toilet paper look like?

Image sequence:




Generated response: The toilet paper is Silver and made of paper.

Human response: The toilet paper is Silver and made of paper.

(i) Example 1

Input inquiry: What is the color of sink basin

Image sequence:



Generated response: The sink basin is gray

Human response: The sink basin is gray.

(ii) Example 2

Figure 5: Examples of the response generated by SeeRee in RDH task on DiaFRED (Gao et al., 2022)