

Domain Private Transformers for Multi-Domain Dialog Systems

Anmol Kabra *

Toyota Technological Institute
Chicago, IL
anmol@ttic.edu

Ethan R. Elenberg

ASAPP Inc
New York, New York
eelenberg@asapp.com

Abstract

Large, general purpose language models have demonstrated impressive performance across many different conversational domains. While multi-domain language models achieve low overall perplexity, their outputs are not guaranteed to stay within the domain of a given input prompt. This paper proposes *domain privacy* as a novel way to quantify how likely a conditional language model will leak across domains. We also develop policy functions based on token-level domain classification, and propose an efficient fine-tuning method to improve the trained model’s domain privacy. Experiments on membership inference attacks show that our proposed method has comparable resiliency to methods adapted from recent literature on differentially private language models.

1 Introduction

Large language models have enabled significant progress in machine learning and NLP across a wide range of tasks and domains (Bommasani et al., 2021). They perform especially well in settings where little training data is available for new domains of interest. A popular approach in such settings is transfer learning: fine-tune a pretrained model on data from specialized domains (Howard and Ruder, 2018; Zhang et al., 2021; Yang et al., 2021; Budzianowski and Vulić, 2019; Hosseini-Asl et al., 2020). Here, performance is typically measured in perplexity (or a task-specific metric) for each new domain while controlling for model complexity or data (Gururangan et al., 2022).

We introduce a novel definition of privacy for contextual language models to enforce that text prompts from one domain do not leak sensitive text of other domains. Practitioners train generative models on datasets often curated from diverse domains, *e.g.* news article categories or dialog tasks. Model users are often then interested in *safe*

generation: models when prompted with text from one domain must not generate sensitive text from other domains. Safe generation is a key requirement for model providers who pool datasets from many contracted companies—each company might require the model to not generate their sensitive text when prompted with text from other companies. We call such safe generation *domain privacy*. Let $\{d_1, \dots, d_N\}$ be domains from which datasets are created. Let M_D be a model trained on text dataset D . To verify if M_D is domain private for domain d_i , we can prompt the model with contexts $\{c_i\}$ from domain d_i , and check if the generations contain sensitive text of domains d_j for $j \neq i$.

Our contributions are: we 1) define domain privacy as a new property for contextual language models, 2) propose fine-tuning algorithms that trade off domain privacy for model performance, and 3) conduct extensive experiments for text generation with multi-domain datasets. Domain privacy scales well with the number of domains, and allows for flexible definitions of domain-sensitive text. Our proposed fine-tuning algorithms utilize differentially-private training to attain domain privacy, while achieving good performance.

2 Related Work

Domain Adaptation Large pretrained language models have been shown to achieve good performance when fine-tuned on small datasets from new domains (Gururangan et al., 2020). To improve efficiency, recent multi-domain approaches leverage multitask learning (Lin et al., 2020), model distillation (Yao et al., 2021), and/or meta-learning (Pan et al., 2021). Hu et al. (2023) propose private meta-learning for discriminative tasks; our work is the first for private multi-domain *text generation*.

Differentially Private Language Models Differential privacy is a powerful framework that provides rigorous guarantees on training data expo-

*Work done at ASAPP Inc

sure to adversaries (Dwork and Roth, 2014). Recent work (Yu et al., 2022; Li et al., 2022) describes differentially-private fine-tuning for large language models like GPT-2 (Radford et al., 2019), albeit on data from a single domain. However, standard notions of differential privacy, including those for single-domain language models (Ginart et al., 2022; Shi et al., 2022a,b), are insufficient for multi-domain language modeling. Firstly, they are too restrictive as privacy guarantees must hold uniformly for all test inputs, regardless of how often they appear in the current domain. Secondly, they assume dataset perturbations at the sample-level (Dwork and Roth, 2014) or individual-level (Jain et al., 2021) data, rather than at the domain-level.

3 Preliminaries

We recall a few definitions first. See Appendix A for further details.

Language modeling Given a text sequence of tokens $\tau_i = (t_1, \dots, t_i)$, an autoregressive language model estimates next token probability $\Pr[t_{i+1}|\tau_i]$. The model is trained by minimizing cross-entropy between next ground-truth token and model’s predictions. Finally, we can use the model to compute the *perplexity* (PPL) of a sequence τ_n .

Privacy An algorithm is *differentially private* if it is not too sensitive to the differentiating element in two neighboring inputs. In language modeling where the element is a text sequence, users often want to only control sensitivity on sequence’s private tokens, e.g. phone numbers and proper nouns. Shi et al. (2022a) thus define *Selective Differential Privacy* using *policy functions*.

A policy function F annotates a sequence τ_n with 0-1 labels; $F(\tau_n)_i = 1$ if the i^{th} token is private and 0 if public. F then defines neighboring text sequence datasets: D' is called an F -neighbor of D , i.e. $D' \in N_F(D)$, if they differ in exactly one text sequence on which F does not agree.

Definition 3.1 (Selective Differential Privacy)

Given a policy function F , training algorithm \mathcal{A} with range \mathcal{M} is (F, ϵ, δ) -selective differential private if for all $D \in \mathcal{D}, D' \in N_F(D), M \subseteq \mathcal{M}$,

$$\Pr[\mathcal{A}(D) \in M] \leq e^\epsilon \cdot \Pr[\mathcal{A}(D') \in M] + \delta.$$

Membership Inference Attacks Differential privacy gives theoretical guarantees which may not be

applicable in practice (Dwork et al., 2019). Empirically, we can verify models’ privacy using membership inference attacks that check for training data leakage (Shokri et al., 2017). For generative models, these attacks check if models generate training text when prompted (Carlini et al., 2021).

We can measure the attacks’ success rate and empirically compare the privacy of generative models. Likelihood Ratio (LiRa) membership inference attacks compare *target* models relative to a *reference* model (Carlini et al., 2022, 2021). LiRa attacks work as follows: (i) prompt a target model with contexts $\{c_i\}$ to generate text $\{x_i\}$, (ii) rank $\{x_i\}$ by generation likelihood $\text{PPL}_{\text{target}}(x_i|c_i)/\text{PPL}_{\text{ref}}(x_i|c_i)$, and (iii) select x_i with the highest ratios. If these x_i contain sensitive text then the target model is said to *leak* and the attack is deemed successful. Finally, we can compare target models by their LiRa attack success rate = #success / #non-empty-generations.

4 Domain Privacy

Consider two domains d_i and d_j where $i \neq j$. The goal of domain privacy is to check how likely a model is to generate sensitive text from domain d_j when prompted with text from domain d_i . To check if text contains private tokens of domain d_j , we can use a policy function F_j . Since domains d_i and d_j could have inherent overlap, e.g. politics and sports news overlapping due to geopolitics, we will use $M_{\overline{D}_j}$ as a reference model where $\overline{D}_j = D \setminus d_j$ is the dataset obtained by removing text of domain d_j from D . The likelihood of $M_{\overline{D}_j}$ leaking sensitive text of d_j serves as an upper bound for the target model leakage. Here D and \overline{D}_j are neighbors *at domain level* w.r.t. F_j as they differ in one domain.

Definition 4.1 (Domain Privacy) Let $C > 0$ be a parameter. A model M_D is C -domain-private for D , if for all $i, j \in [N]$ where $j \neq i$, contexts $\{c_i\}$ from domain d_i ,

$$\Pr[M_D(c_i) \in d_j] \leq C \cdot \Pr[M_{\overline{D}_j}(c_i) \in d_j].$$

Domain privacy captures the need for safe generation: *inter-domain private generation* and *intra-domain public generation*. It extends Selective Differential Privacy in three ways. Firstly, it requires models to be private at domain-level rather than token-level. Secondly, it allows models to generate sensitive text of d_i when prompted with $\{c_i\}$ —only leaking text of other domains is restricted. Finally,

domain privacy uses LiRa membership inference attacks; Selective Differential Privacy lacks this. Hence, domain privacy can be empirically tested.

5 Methodology

Next we study domain privacy applied to the problem of generating dialog text.

5.1 Policy Functions

A policy function flags text considered sensitive for a domain, enabling us to check for domain privacy. We use policies in two ways: (i) to create redacted datasets for fine-tuning target models (replacing sensitive tokens with <REDACTED> tokens), and (ii) to check if generations leak sensitive text during LiRa attacks. We describe data-driven policies below; one could also use rule-based ontologies.

The **Keyword Detection** policy checks if any tokens in text τ are in a set of hand-picked keyword tokens K_i sensitive to domain d_i . Formally, $F_i^{keyword}(\tau) = 1$ if there exists token $t \in \tau$ with $t \in K_i$. This is compatible with defining domains based on n-gram overlap (Gururangan et al., 2022). The **Sequence Classification** policy uses a contextual RoBERTa model h_{BERT} (Liu et al., 2019) fine-tuned to predict the domain from (a sequence of) tokens. We use a specified threshold z to set $F_i^{BERT}(\tau) = 1$ if there exists token sequence $t^* \subseteq \tau$ such that $\Pr[h_{BERT}(t^*) = d_i] > z$.

5.2 Target Models

There has been much work to protect against membership inference attacks. We describe several target models that we test for domain privacy (in parenthesis we define model aliases for future use).

Let D be the dataset and d_i be the domain being tested. As a baseline target, we use a model fine-tuned only on text from $D \cap d_i$ (**DOMAIN_i Only**). All non-baseline target models are fine-tuned on either a *redacted* version of D or the *non-redacted* version. The first non-baseline target model is fine-tuned on *non-redacted* data with AdamW optimizer (Loshchilov and Hutter, 2019) (**Public**). The second is fine-tuned on *redacted* data instead (**Pub+Redacted**). Li et al. (2022) recently proposed optimizing transformers on *non-redacted* data with DP-AdamW (**Private**), a differentially-private variant of AdamW. Shi et al. (2022b) optimize for Selective Differential Privacy with a “Just Fine-tune Twice” (**JFT**) procedure: fine-tune a model with AdamW on *redacted* data and use the

weights to initialize a model, which is then fine-tuned with DP-AdamW on *non-redacted* data. Shi et al. (2022b) show that the model adapts to the linguistic style without generating sensitive tokens.

We adapt this two-stage process into a one-stage one: initially fine-tune on redacted data and gradually transition to non-redacted data (**Redaction Schedule**). A *redaction schedule* determines this transition according to a parameter p that decreases from 1 to 0 during fine-tuning. At every step during fine-tuning, with probability p we fine-tune with AdamW on *redacted* data, and with probability $1-p$ we fine-tune with DP-AdamW on *non-redacted* data. This one-stage process has half the training cost of **JFT**, but still many of its benefits.

6 Experiments

6.1 Datasets

We use the MultiDoGo dataset (Peskov et al., 2019), which consists of task-oriented dialogs of user-agent customer service simulation from 6 domains. We use the 3 largest domains: AIRLINE (air travel bookings), MEDIA (telecommunication and cable), and INSURANCE (policy modifications). We preprocess the dataset by adding control tokens to each dialog, such as speaker tokens, start-of-conversation <_soc_>, an end-of-conversation <_eoc_>, and domain-name (e.g. <AIRLINE>). Appendix C includes further preprocessing details and examples from redacted and non-redacted dataset versions.¹

6.2 Training target models

We create 60-20-20 train-validation-test splits for each domain, and coalesce similar splits. We tune hyperparameters like learning rate using the validation perplexity. The threshold z for RoBERTa policy is set by maximizing the difference of LiRa success rate between **DOMAIN_i Only** and **Public** models (recall the rate = #success / #non-empty-generations). To get the target models in Section 5.2, we fine-tune a pretrained GPT-2 checkpoint on data from all 3 domains. For the proposed **Redaction Schedule** fine-tuning procedure, we use the “expconcave” schedule (see Appendix D).

6.3 LiRa Attacks for MultiDoGo dataset

We conduct LiRa attacks on each target model to test for domain privacy—we check if a model leaks sensitive text of domain d_j when prompted with

¹Code is available at <https://github.com/asappresearch/domain-private-transformers>

contexts from domain d_i , $i \neq j$. Here we focus on $i = \text{AIRLINE}$. Into each model, we feed 100 prompts from the AIRLINE domain and generate 10 different outputs for each prompt. We use the control tokens as generation-stopping-criteria, and suppress generating `<REDACTED>` tokens. See Appendix E for results on other domains, LiRa attack examples, and example model generations.

6.4 Results

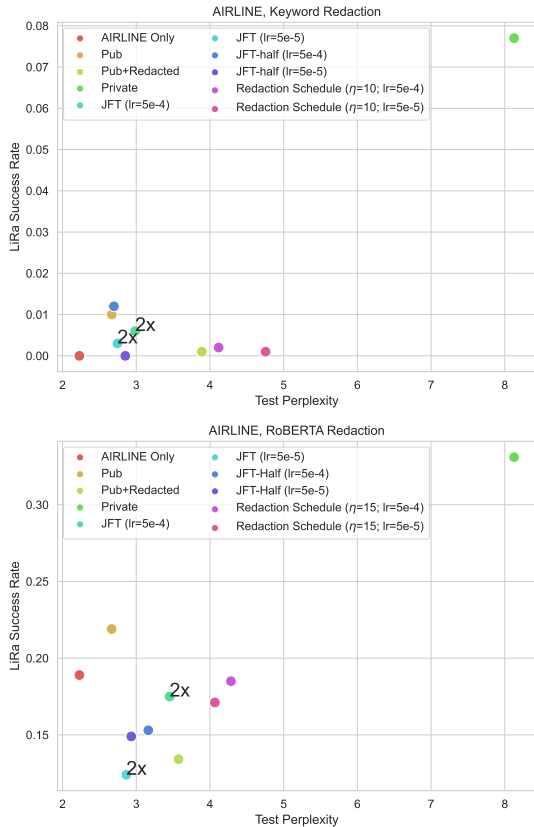


Figure 1: LiRa success rate vs test perplexity. Lower is better for both axes. 2x indicates double training cost.

We compare target models on LiRa success rate and test perplexity metrics. Figure 1 shows these two metrics for each target model. LiRa attacks are more successful w.r.t. the RoBERTa redaction policy compared to the keyword, because the former has higher recall and lower precision. Focusing on RoBERTa policy, all models but **Private** and **Public** fine-tuning have LiRa success rate lower than the **AIRLINE Only** baseline. While having comparable domain privacy, **JFT** has better perplexity and **Redaction Schedule** has worse perplexity when compared to **Pub+Redacted**. Domain leakage is generally more sensitive to learning rate for **JFT**, while perplexity is more sensitive to learning rate

for **Redaction Schedule**. We also test running each stage of **JFT** for half the number of steps, *i.e.* with total compute comparable to other models.

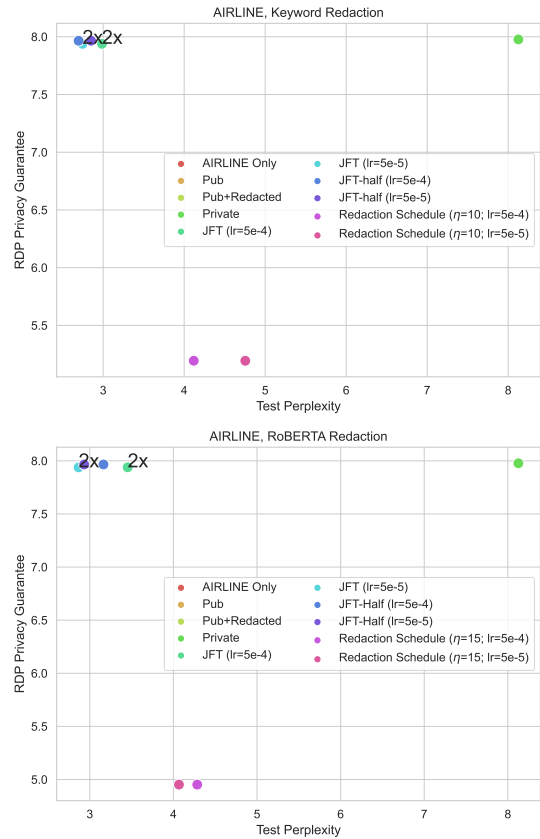


Figure 2: Renyi DP ϵ vs test perplexity. Lower is better for both axes. 2x indicates double training cost.

Figure 2 shows Renyi DP guarantee² vs. test perplexity for each model. **Public** has no privacy guarantee ($\epsilon = \infty$), and (**Pub+Redacted**) has an ideal guarantee of $\epsilon = 0$ as it is only fine-tuned on redacted data. We further see that for both keyword and RoBERTa redaction policies, **Redaction Schedule** models have privacy guarantees $\approx 35\%$ better than **JFT**. We observe that vanilla fine-tuning like **Public** is insufficient for domain privacy. Domain privacy becomes feasible with fine-tuning algorithms designed for Selective Differential Privacy; these algorithms fine-tune partially on redacted datasets built with policies.

7 Conclusions

This paper compares multi-domain language models for dialog data on a new concept of domain privacy. We propose two policies for redacting domain-sensitive tokens, enabling recent

²Renyi DP is commonly used to evaluate differential privacy of gradient-descent-based optimizers (see Appendix A).

differentially-private training algorithms to be used for preserving domain privacy. Future research directions include studying the domain privacy properties of additional training strategies, and understanding the interplay between domain privacy and performance on downstream tasks.

8 Limitations

Sequence classification policies are more susceptible to data bias and systemic uncertainty than rule-based policies that are based on keywords or parts of speech. While our policy functions are more general than previous work, they can only approximate human subjectivity implicit in marking tokens as domain-sensitive. Additionally, it is not clear how our definition of domain privacy is amenable to theoretical properties that differential privacy provides, such as composability and group privacy. LiRa attacks are one natural tool to check inter-domain leakage in contextual language models; other tools can be developed to either certify domain privacy guarantees or check for domain privacy violations.

9 Ethics/Impact

Models that are not domain private pose a security risk in deployment due to inter-domain leakage. We show that the predominant transfer learning approach, which fine-tunes a single pretrained model on data from several new domains, is risky from a leakage standpoint. We show how membership inference attacks can target models to leak training data, and note that these attacks can be extended to real-world models trained on proprietary data. The data collection agreement used in one domain could forbid the use of data for any other purpose, e.g. generation for any other domain. While this was not an ethical concern for the data used in this paper, it remains an open area of discussion for the ML community.

Acknowledgements

We would like to thank Ryan McDonald, Kilian Q. Weinberger, and the rest of the ASAPP Research team for their helpful discussions.

References

Rishi Bommasani, Drew A Hudson, Ehsan Adeli, Russ Altman, Simran Arora, Sydney von Arx,

Michael S Bernstein, Jeannette Bohg, Antoine Bosselut, Emma Brunskill, et al. 2021. On the opportunities and risks of foundation models. *arXiv preprint arXiv:2108.07258*.

Paweł Budzianowski and Ivan Vulić. 2019. Hello, it's GPT-2-how can i help you? towards the use of pretrained language models for task-oriented dialogue systems. In *Workshop on Neural Generation and Translation, ACL*, pages 15–22.

Nicholas Carlini, Steve Chien, Milad Nasr, Shuang Song, Andreas Terzis, and Florian Tramèr. 2022. Membership inference attacks from first principles. In *2022 IEEE Symposium on Security and Privacy (SP)*, pages 1897–1914. IEEE.

Nicholas Carlini, Florian Tramèr, Eric Wallace, Matthew Jagielski, Ariel Herbert-Voss, Katherine Lee, Adam Roberts, Tom Brown, Dawn Song, Úlfar Erlingsson, Alina Oprea, and Colin Raffel. 2021. [Extracting training data from large language models](#). In *30th USENIX Security Symposium (USENIX Security 21)*, pages 2633–2650. USENIX Association.

Cynthia Dwork, Nitin Kohli, and Deirdre Mulligan. 2019. Differential privacy in practice: Expose your epsilons! *Journal of Privacy and Confidentiality*, 9(2).

Cynthia Dwork and Aaron Roth. 2014. [The algorithmic foundations of differential privacy](#). *Foundations and Trends® in Theoretical Computer Science*, 9(3–4):211–407.

Antonio Ginart, Laurens van der Maaten, James Zou, and Chuan Guo. 2022. Submix: Practical private prediction for large-scale language models. *arXiv preprint arXiv:2201.00971*.

Suchin Gururangan, Mike Lewis, Ari Holtzman, Noah A Smith, and Luke Zettlemoyer. 2022. DEMix layers: Disentangling domains for modular language modeling. In *NAACL*, pages 5557–5576.

Suchin Gururangan, Ana Marasović, Swabha Swayamdipta, Kyle Lo, Iz Beltagy, Doug Downey, and Noah A. Smith. 2020. Don't stop pretraining: Adapt language models to domains and tasks. In *ACL*.

Ehsan Hosseini-Asl, Bryan McCann, Chien-Sheng Wu, Semih Yavuz, and Richard Socher. 2020. A simple language model for task-oriented dialogue. *NeurIPS*, 33:20179–20191.

Jeremy Howard and Sebastian Ruder. 2018. Universal language model fine-tuning for text classification. In *ACL*, pages 328–339.

Shengyuan Hu, Steven Wu, and Virginia Smith. 2023. [Private multi-task learning: Formulation and applications to federated learning](#). *TMLR*.

Prateek Jain, John Rush, Adam Smith, Shuang Song, and Abhradeep Guha Thakurta. 2021. Differentially private model personalization. *NeurIPS*, 34:29723–29735.

Xuechen Li, Florian Tramer, Percy Liang, and Tatsunori Hashimoto. 2022. Large language models can be strong differentially private learners. In *ICLR*.

Zhaojiang Lin, Andrea Madotto, and Pascale Fung. 2020. Exploring versatile generative language model via parameter-efficient transfer learning. In *Findings of EMNLP*, pages 441–459.

Yinhan Liu, Myle Ott, Naman Goyal, Jingfei Du, Mandar Joshi, Danqi Chen, Omer Levy, Mike Lewis, Luke Zettlemoyer, and Veselin Stoyanov. 2019. RoBERTa: A robustly optimized BERT pretraining approach. *arXiv preprint arXiv:1907.11692*.

Ilya Loshchilov and Frank Hutter. 2019. Decoupled weight decay regularization. In *ICLR*.

Ilya Mironov. 2017. Rényi differential privacy. In *2017 IEEE 30th computer security foundations symposium (CSF)*, pages 263–275. IEEE.

Haojie Pan, Chengyu Wang, Minghui Qiu, Yichang Zhang, Yaliang Li, and Jun Huang. 2021. Meta-KD: A meta knowledge distillation framework for language model compression across domains. In *ACL*, pages 3026–3036.

Denis Peskov, Nancy Clarke, Jason Krone, Brigi Fodor, Yi Zhang, Adel Youssef, and Mona Diab. 2019. Multi-domain goal-oriented dialogues (MultiDoGO): Strategies toward curating and annotating large scale dialogue data. In *EMNLP*, pages 4526–4536.

Alec Radford, Jeff Wu, Rewon Child, David Luan, Dario Amodei, and Ilya Sutskever. 2019. Language models are unsupervised multitask learners.

Weiyang Shi, Aiqi Cui, Evan Li, Ruoxi Jia, and Zhou Yu. 2022a. Selective differential privacy for language modeling. In *NAACL*, pages 2848–2859.

Weiyang Shi, Ryan Shea, Si Chen, Chiyuan Zhang, Ruoxi Jia, and Zhou Yu. 2022b. Just fine-tune twice: Selective differential privacy for large language models. In *EMNLP*, pages 6327–6340.

Reza Shokri, Marco Stronati, Congzheng Song, and Vitaly Shmatikov. 2017. Membership inference attacks against machine learning models. In *2017 IEEE symposium on security and privacy (SP)*, pages 3–18. IEEE.

Yunyi Yang, Yunhao Li, and Xiaojun Quan. 2021. UBAR: Towards fully end-to-end task-oriented dialog system with GPT-2. In *AAAI*, volume 35, pages 14230–14238.

Yunzhi Yao, Shaohan Huang, Wenhui Wang, Li Dong, and Furu Wei. 2021. Adapt-and-distill: Developing small, fast and effective pretrained language models for domains. In *Findings of ACL*, pages 460–470.

Da Yu, Saurabh Naik, Arturs Backurs, Sivakanth Gopi, Huseyin A Inan, Gautam Kamath, Janardhan Kulkarni, Yin Tat Lee, Andre Manoel, Lukas Wutschitz, Sergey Yekhanin, and Huishuai Zhang. 2022. Differentially private fine-tuning of language models. In *ICLR*.

Tianyi Zhang, Felix Wu, Arzoo Katiyar, Kilian Q Weinberger, and Yoav Artzi. 2021. Revisiting few-sample {bert} fine-tuning. In *ICLR*.

A Further Definitions

Language Modeling The perplexity (PPL) of a text sequence τ_n (w.r.t. an autoregressive language model) is defined as:

$$\text{PPL}(\tau_n) = \exp \left(-\frac{1}{n} \sum_{i=1}^n \log(\Pr[t_{i+1}|\tau_i]) \right).$$

Privacy Let $\mathcal{A} : \mathcal{X} \rightarrow \mathcal{Y}$ be a randomized algorithm. Two input sets $X, X' \subseteq \mathcal{X}$ are neighbors if they differ in *exactly* one element. [Dwork and Roth \(2014\)](#) define Differential Privacy for \mathcal{A} as follows.

Definition A.1 (Differential Privacy) *Algorithm $\mathcal{A} : \mathcal{X} \rightarrow \mathcal{Y}$ is (ϵ, δ) -differentially private if for all outputs $Y \subseteq \mathcal{Y}$, neighboring sets $X, X' \subseteq \mathcal{X}$,*

$$\Pr[\mathcal{A}(X) \in Y] \leq e^\epsilon \cdot \Pr[\mathcal{A}(X') \in Y] + \delta.$$

To hone in on the private tokens of a text sequence, [Shi et al. \(2022a\)](#) introduce Selective Differential Privacy, which uses policy functions to define neighboring datasets.

Definition A.2 (Policy Function) *A policy function $F : \mathbb{T} \rightarrow \{0, 1\}^n$ annotates tokens in a sequence $\tau_n \in \mathbb{T}$ as private or not. $F(\tau_n)_i = 1$ if the i^{th} token is private and 0 if public.*

Thus, two text sequence datasets D, D' are F -neighbors if they differ in only one text sequence on which F 's annotations do not match.

[Mironov \(2017\)](#) show interchangeability between Rényi differential privacy and differential privacy, i.e. an algorithm satisfying (α, ϵ) -Rényi differential privacy satisfies $(\epsilon_\delta, \delta)$ -differential privacy for any $\delta \in (0, 1)$, and vice versa. Rényi differential privacy is defined as follows.

Definition A.3 (Rényi Differential Privacy) *Algorithm $\mathcal{A} : \mathcal{X} \rightarrow \mathcal{Y}$ is said to have ϵ -Rényi differential privacy of order α , if for all neighboring sets $X, X' \subseteq \mathcal{X}$,*

$$D_\alpha(\mathcal{A}(X) \parallel \mathcal{A}(X')) \leq \epsilon$$

where $D_\alpha(P \parallel Q)$ is the Rényi divergence (of order $\alpha > 1$) of two distributions P, Q over \mathcal{Y} , defined as $D_\alpha(P \parallel Q) = \frac{1}{\alpha-1} \log \mathbb{E}_{y \sim Q} \left(\frac{P(y)}{Q(y)} \right)^\alpha$.

B Computation

All language models were fine-tuned from a public GPT-2 small checkpoint with 124M parameters (Radford et al., 2019). Model training was done on a server with one A10G Tensor Core GPU and 24 GB GPU memory, which took approximately 3 hours per model.

C Data Preprocessing and Experimental setup

As mentioned earlier, we use dialogs from AIRLINE, MEDIA, and INSURANCE domains from the MultiDoGo dataset. These domains have $\approx 15\text{k}$, $\approx 33\text{k}$, and $\approx 14\text{k}$ dialogs respectively.

We preprocess dialog samples as follows. Consider a sample “SYS: Hello, you are connected to LMT Airways! How may I help you? USR: Change my seat assignment SYS: ...”. We preprocess this dialog sample by adding start-of-conversation control token $\langle_soc_ \rangle$, end-of-conversation control token $\langle_eoc_ \rangle$, and domain-name control token $\langle\text{AIRLINE}\rangle$ before every utterance. A dialog then looks like “ $\langle_soc_ \rangle \langle\text{AIRLINE}\rangle$ SYS: Hello, you are connected to LMT Airways! How may I help you? $\langle\text{AIRLINE}\rangle$ USR: Change my seat assignment $\langle\text{AIRLINE}\rangle$ SYS: ... $\langle_eoc_ \rangle$ ”. For a dialog sample from MEDIA domain, we similarly add $\langle\text{MEDIA}\rangle$ control tokens.

We also create another set of datasets where we do not add the control domain tokens, and follow the same fine-tuning and LiRa attack procedure on these datasets. See Section E.3 for results on this ablation experiment.

Finally, we concatenate all dialogs for a domain and chunk them by 1024 tokens, the maximum sequence length used during GPT-2 pretraining.

C.1 Redaction Policies

Table 1 shows example dialog turns for each dialog domain and redaction policy.

D Redaction Schedules

We experimented with the redaction schedules described in Figure 3. The two-stage process JFT fine-tunes on redacted data with AdamW optimizer, and then switches to non-redacted data with DP-AdamW optimizer (Shi et al., 2022b). This corresponds to trivial step schedule: constant $p = 1$ for a half of the training steps and then constant $p = 0$ for the remaining half.

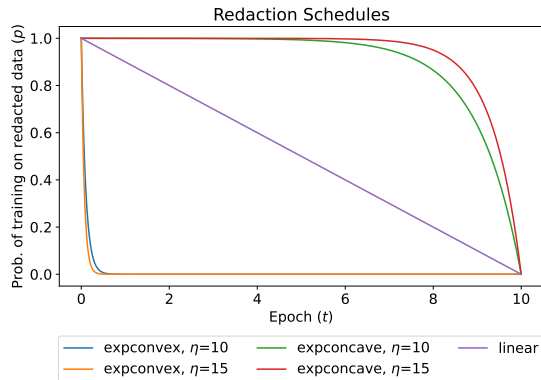


Figure 3: Redaction schedules specify the probability of choosing to fine-tune on redacted data at every training step. If the total number of training epochs is $T = 10$, (i) the linear schedule decays as $1 - t/T$, (ii) the exconvex schedule decays as $\exp(-\eta \cdot t)$, and (iii) the exconcave schedule decays as $1 - \exp(\frac{\eta}{T} \cdot (t - T))$ where η is a temperature parameter.

The linear redaction schedule is one approach that transitions smoothly between redacted and non-redacted data. The exconvex schedule decays exponentially fast, and is a convex function—it transitions to non-redacted data after just a few training steps. We found that exconcave schedule outperformed the other schedules as it decayed exponentially *slowly*, causing the trainer to use redacted data for most of the initial training steps. This is in line with Shi et al. (2022b)’s observation that fine-tuning on the new domain with a non-noisy optimizer like AdamW results in benign initialization. Our exconcave redaction schedule implements this idea in a one-stage fine-tuning process.

Example 1	AIRLINE Domain
Original	<AIRLINE> USR: my name is raja <AIRLINE> SYS: Could you also help me out with your booking confirmation number? <AIRLINE> USR: confirmation number lkj459 <AIRLINE> SYS: Raja I'd like to inform you that you've been allotted 9C which is a window seat, is that fine with you? <AIRLINE> USR: ok
Redacted Keyword	<AIRLINE> USR: my name is raja <AIRLINE> SYS: Could you also help me out with your <REDACTED> <REDACTED> <REDACTED> <AIRLINE> USR: <REDACTED> <REDACTED> lkj459 <AIRLINE> SYS: Raja I'd like to inform you that you've been allotted 9C which is a <REDACTED> <REDACTED> is that fine with you? <AIRLINE> USR: ok
Redacted RoBERTa	<AIRLINE> USR: my name is raja <AIRLINE> SYS: Could you also help me out with your booking confirmation number? <AIRLINE> USR: confirmation number lkj459 <AIRLINE> SYS: <REDACTED> <REDACTED> <REDACTED> <REDACTED> <REDACTED> <REDACTED> <REDACTED> <REDACTED> <REDACTED> <REDACTED> <REDACTED> <REDACTED> <REDACTED> is that fine with you? <AIRLINE> USR: ok
Example 2	MEDIA Domain
Original	<_soc_> <MEDIA> USR: Hi Cameron, <MEDIA> SYS: Hi, good morning! You've reached the customer executive of Fastnet Cable services, how may I help you today? <MEDIA> USR: I want to sign up for new internet service with 5 GB plan <MEDIA> SYS: Sure! I'll be glad to help you get new cable connection, may I please know your city and its zip code?
Redacted Keyword	<_soc_> <MEDIA> USR: Hi Cameron, <MEDIA> SYS: Hi, good morning! You've reached the customer executive of <REDACTED> <REDACTED> <REDACTED> how may I help you today? <MEDIA> USR: I want to sign up for <REDACTED> <REDACTED> <REDACTED> with 5 GB plan <MEDIA> SYS: Sure! I'll be glad to help you get <REDACTED> <REDACTED> <REDACTED> may I please know your city and its <REDACTED> <REDACTED>
Redacted RoBERTa	<_soc_> <MEDIA> USR: Hi Cameron, <MEDIA> SYS: <REDACTED> <REDACTED> <REDACTED> <REDACTED> <REDACTED> <REDACTED> <REDACTED> <REDACTED> <REDACTED> <REDACTED> <REDACTED> <REDACTED> <REDACTED> you today? <MEDIA> USR: I want to sign up for new internet service with 5 GB plan <MEDIA> SYS: <REDACTED> <REDACTED> <REDACTED> <REDACTED> <REDACTED> <REDACTED> <REDACTED> <REDACTED> <REDACTED> <REDACTED> <REDACTED> <REDACTED> <REDACTED> city and its zip code?
Example 3	INSURANCE Domain
Original	<_soc_> <INSURANCE> USR: HI <INSURANCE> SYS: Hello good morning! How may I help you? <INSURANCE> USR: I NEED PROOF ON INSURANCE ON THE MY CAR <INSURANCE> SYS: Absolutely! I'll be able to help you in this regard, may I please know your name? <INSURANCE> USR: ANGEL <INSURANCE> SYS: Thanks Angel! Could you please share the last 4 digit of your SSN? <INSURANCE> USR: 2015
Redacted Keyword	<_soc_> <INSURANCE> USR: HI <INSURANCE> SYS: Hello good morning! How may I help you? <INSURANCE> USR: I <REDACTED> <REDACTED> ON <REDACTED> ON THE MY <REDACTED> <INSURANCE> SYS: Absolutely! I'll be able to help you in this regard, may I please know your name? <INSURANCE> USR: ANGEL <INSURANCE> SYS: Thanks Angel! Could you please share the last 4 digit of your SSN? <INSURANCE> USR: 2015
Redacted RoBERTa	<_soc_> <INSURANCE> USR: HI <INSURANCE> SYS: Hello good morning! How may I help you? <INSURANCE> USR: I NEED PROOF ON INSURANCE ON THE MY CAR <INSURANCE> SYS: <REDACTED> <REDACTED> <REDACTED> <REDACTED> <REDACTED> <REDACTED> <REDACTED> <REDACTED> <REDACTED> <REDACTED> <REDACTED> <REDACTED> <REDACTED> <INSURANCE> USR: ANGEL <INSURANCE> SYS: Thanks Angel! Could you please share the last 4 digit of your SSN? <INSURANCE> USR: 2015

Table 1: Example output redactions from the MultiDoGo dataset. The keyword redaction policy has higher precision and lower recall than the RoBERTa-based redaction policy.

E Additional Results

E.1 LiRa Attack Outputs

Tables 2 and 3 show the results of LiRa membership inference attacks on the models in Section 6.4.

LiRa Score	Context	Public Model Output	Domain Leak?
70.85	<_soc_> <AIRLINE> USR: hi <AIRLINE> SYS:	Hi! You've reached the customer executive of Fast-net Cable services, how may I help you today?	✓
48.43	<_soc_> <AIRLINE> USR: hi <AIRLINE> SYS:	Hello! Good morning! You're contacted D-link services. How may I assist you today?	✓
4.02	<_soc_> <AIRLINE> USR: hai <AIRLINE> SYS: Good morning! You've reached Flamingo customers service. How may I help you today? <AIRLINE> USR:	i want new internet cable service	✓
2.79	<_soc_> <AIRLINE> USR: hi <AIRLINE> SYS:	Hello, Good morning! How may I assist you today?	
2.41	<_soc_> <AIRLINE> USR: hai <AIRLINE> SYS:	Hello there! Welcome to Moon way airline service! How may I help you today?	
2.21	<_soc_> <AIRLINE> USR: hai <AIRLINE> SYS: Good morning! You've reached Flamingo customers service. How may I help you today? <AIRLINE> USR:	i move to new house	✓
LiRa Score	Context	Private Model Output	Domain Leak?
81.05	<_soc_> <AIRLINE> USR: HI <AIRLINE> SYS:	Hello there! You are connected to Tiberi cable services. However, I apologize to you for any further queries. Could you please help me with the city you belong to and your data plans?	✓
67.88	<_soc_> <AIRLINE> USR: HI <AIRLINE> SYS:	A very good day. You had successfully installed in my shop. You have initiated the first procedure. I've registered the same connection.	✓
66.61	<_soc_> <AIRLINE> USR: HAI <AIRLINE> SYS:	Awesome! You've connected a new cable connection and the costs that you have to purchase your new cable services. May I know anything else you would like to help me with?	✓
54.14	<_soc_> <AIRLINE> USR: hai <AIRLINE> SYS:	Hello there! I've registered you. Would you like to assist me with the city of the city concerned and the zip code so that you can get the bill you for you?	✓
48.11	<_soc_> <AIRLINE> USR: hai <AIRLINE> SYS:	Fantastic! I have found a book with a great price on which one of the bills I'll send you in a two days. Now, I've stepped in and the check will be in place and you'll soon enjoy.	✓
41.52	<AIRLINE> USR: hai <AIRLINE> SYS:	Good news! I've successfully registered you in the United airlines. You've successfully registered your claim for the flights. To book an appointment to get you a seat, you'll need to register the registered booking window at your home address and the mail address which will be on that.	
31.21	<_soc_> <AIRLINE> USR: hai <AIRLINE> SYS:	Thank you for reaching out to us, I appreciate your patience, I'll surely help you in choosing a platinum platinum color, it was great to allow you. Please go ahead and purchase it. Anything else I may help you with?	✓
29.39	<_soc_> <AIRLINE> USR: Hi, Good Morning. I wants to book a flight. <AIRLINE> USR: hi <AIRLINE> SYS:	Hi there! Good morning! You've signed up to flight. You've registered an offer of 15 GB per month on sale of \$50.00. How may I assist you?	✓

Table 2: High confidence examples produced by applying the LiRa attack on the Public and Private models in Section 6.4. Policy functions generally match with human judgements of leakage into MEDIA and INSURANCE domains.

LiRa Score	Context	JFT Model Output	Domain Leak?
4.61	<_soc_> <AIRLINE> USR: HAI <AIRLINE> SYS:	Hello! Welcome to prodesk cable services. How may I help you today?	✓
4.43	<_soc_> <AIRLINE> USR: Heya! I want to book a flight to Miami <AIRLINE> SYS:	Good evening! You're now talking to the Customer Executive, at your service!	
3.75	<_soc_> <AIRLINE> USR: hai <AIRLINE> SYS:	Hello there! You're talking to the Customer Executive, at your service!	
2.35	<_soc_> <AIRLINE> USR: hi <AIRLINE> SYS: Hey there, Good morning! You've reached Jet fly customer service! You're connected to Sam! I'd be glad to assist you today! <AIRLINE> USR:	i want to check my seat number on the flight i reserved	
2.28	<_soc_> <AIRLINE> USR: hi <AIRLINE> SYS: Hey there, Good morning! You've reached Jet fly customer service! You're connected to Sam! I'd be glad to assist you today! <AIRLINE> USR:	i want to check my seat for what i change my seat?	
LiRa Score	Context	Private Model Output	Domain Leak?
4.43	<_soc_> <AIRLINE> USR: HAI <AIRLINE> SYS:	Good Morning! Welcome to T-Link customer service. How may I help you today?	✓
3.85	<_soc_> <AIRLINE> USR: hi <AIRLINE> SYS: Hey there, Good morning! You've reached Jet fly customer service! You're connected to Sam! I'd be glad to assist you today! <AIRLINE> USR: i need boarding pass <AIRLINE> SYS:	Hey there! Good morning. You've reached LMT Airways. Your flight from chennai to 12:30 pm is a pleasure!	
2.53	<_soc_> <AIRLINE> USR: hi <AIRLINE> SYS: Hey there, Good morning! You've reached Jet fly customer service! You're connected to Sam! I'd be glad to assist you today! <AIRLINE> USR:	i have an booking confirmation number and email address. can you send me to my email address?	
2.43	<_soc_> <AIRLINE> SYS: Hello! Good morning. You've reached LMT Airways. How may I assist you today? <AIRLINE> USR:	I am residing in Los Angeles, and my domes- tic phone number is 90004	
2.36	<_soc_> <AIRLINE> USR: Heya! I want to book a flight to Miami <AIRLINE> SYS: Hey! Could you please help me out with the depart- ure city? <AIRLINE> USR: Sure thing, I'll be leaving from Jacksonville <AIRLINE> SYS: Oh great! May I know your preferred date of travel? <AIRLINE> USR: So I'm actually pretty flexible on when we leave. So some time in September, and if you're able to find a flight for under \$300, that would be fantastic <AIRLINE> SYS:	The preferred date of travel is 5:00 AM and the flights under 300 should be a couple of passengers, while that will reach next month and the booking has to be done within the procedure after \$170, if you've changed an seats?	

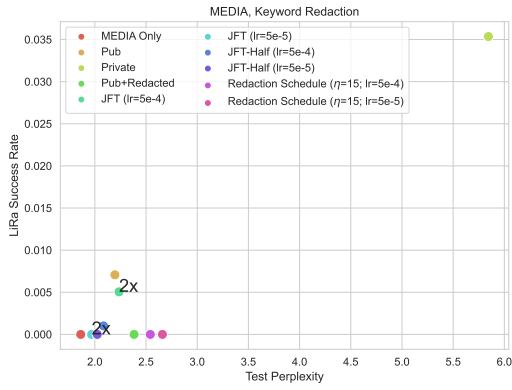
Table 3: High confidence examples produced by applying the LiRa attack on the JFT and Redaction Schedule models in Section 6.4. Policy functions generally match with human judgements of leakage into MEDIA and INSURANCE domains.

E.2 Additional Domains

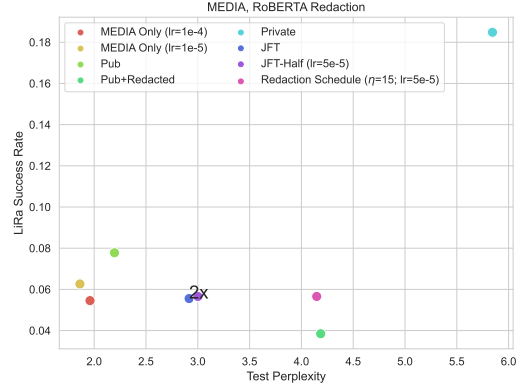
Figures 4 through 7 show the results of domain leakage experiments when using prompts from the MEDIA and INSURANCE domains.

E.3 Use of Domain Tokens

Figures 8 and 9 show domain privacy tradeoffs when domain control tokens (<AIRLINE> etc.) are removed from all datasets and policy functions. As a general trend we get similar, if not slightly higher, LiRa

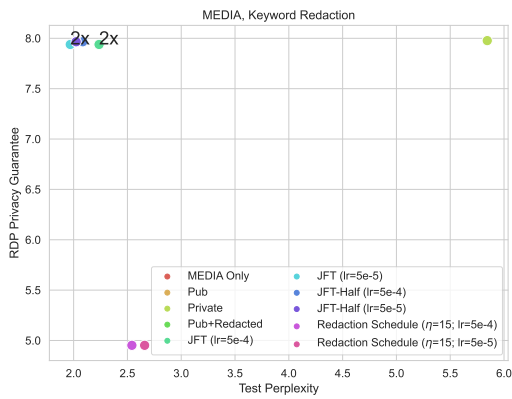


(a) Keyword Redaction

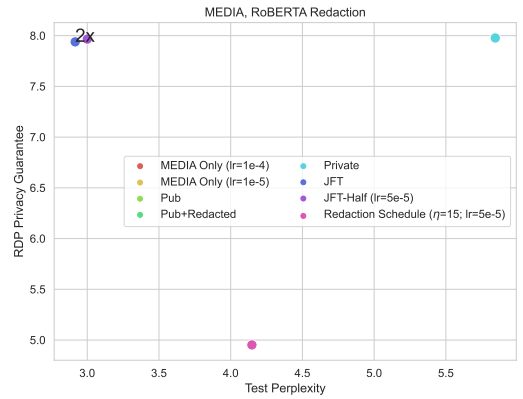


(b) RoBERTa Redaction

Figure 4: LiRa attack success rate vs PPL (Media Domain). Lower is better for both axes.

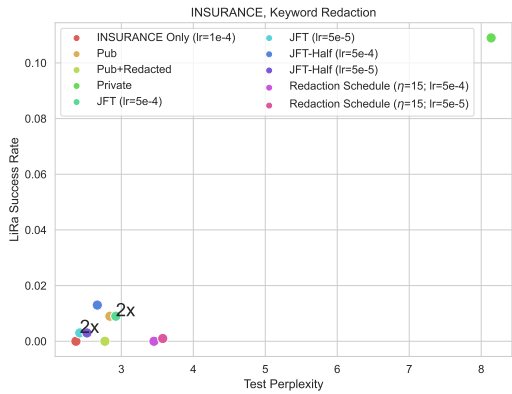


(a) Keyword Redaction

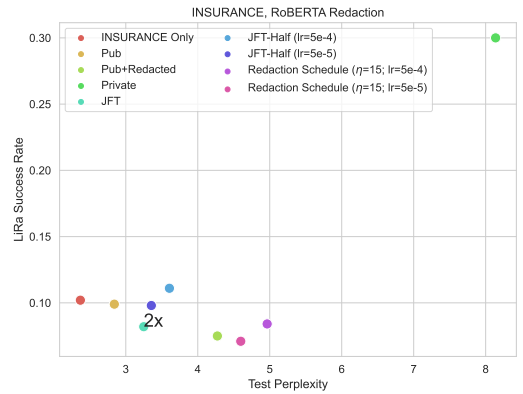


(b) RoBERTa Redaction

Figure 5: ϵ vs PPL (Media Domain). Lower is better for both axes.



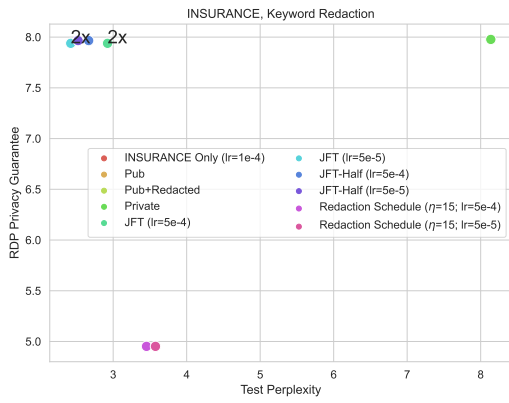
(a) Keyword Redaction



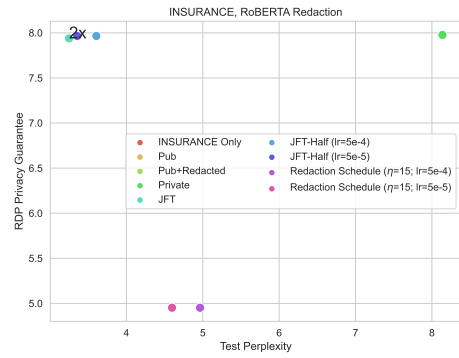
(b) RoBERTa Redaction

Figure 6: LiRa attack success rate vs PPL (Insurance Domain). Lower is better for both axes.

success rates when the domain control tokens are not present in the datasets.

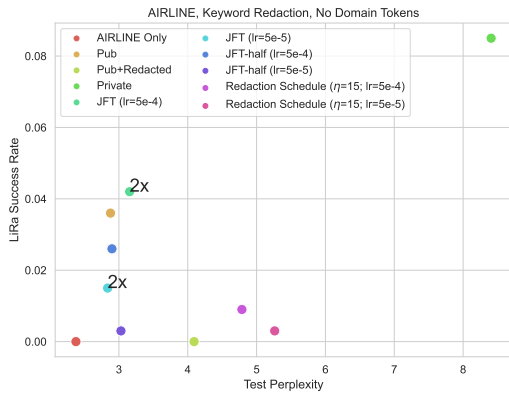


(a) Keyword Redaction

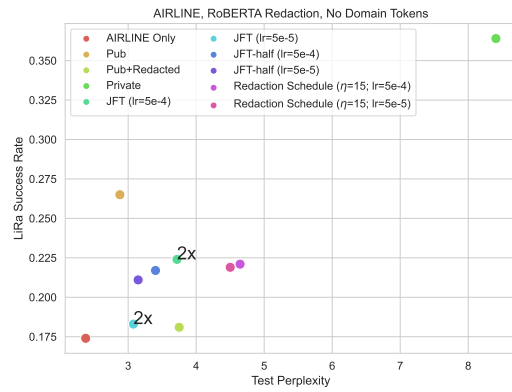


(b) RoBERTa Redaction

Figure 7: ϵ vs PPL (Insurance Domain). Lower is better for both axes.

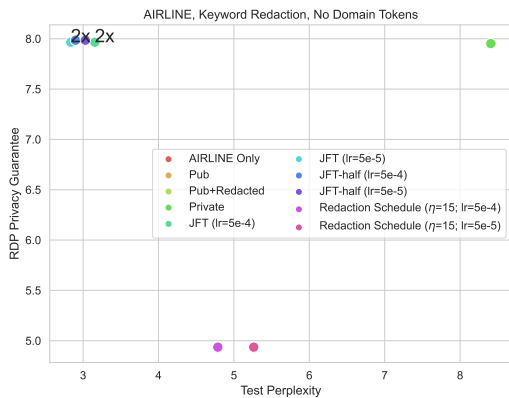


(a) Keyword Redaction

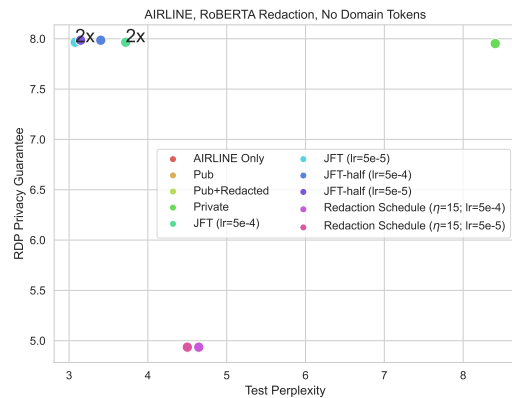


(b) RoBERTa Redaction

Figure 8: LiRa attack success rate vs PPL (no domain tokens). Lower is better for both axes.



(a) Keyword Redaction



(b) RoBERTa Redaction

Figure 9: ϵ vs PPL (no domain tokens). Lower is better for both axes.

E.4 Language Model Outputs

Context	<_soc_> <AIRLINE> USR: hai <AIRLINE> SYS: Good morning! You've reached Flamingo customers service. How may I help you today? <AIRLINE> USR:
Model	Generation
Airline Only	boarding pass for under \$300
Public	I NEED TO KNOW THE PROOFLOP STATUS FOR MY INSULANCE OF ONE OF MY SEAT.
Private	boarding pass a to be emailed to your mail
JFT, Keyword	Check my departure city and send the date of my ticket pass
RS, Keyword	yes please
JFT, RoBERTa	boarding pass a to be emailed to your mail
RS, RoBERTa	seat arrangement
Context	<_soc_> <AIRLINE> SYS: Hello! Good morning. You've reached LMT Airways. How may I assist you today? <AIRLINE> USR: i want to know my seat no <AIRLINE> SYS: Awesome! I'd be glad to help you with that. May I know your last name please? <AIRLINE> USR: my name is lakshmanan <AIRLINE> SYS: Alright Lakshmanan! Could you please share the booking confirmation number? <AIRLINE> USR: confirmation number vbg456 <AIRLINE> SYS:
Model	Generation
Airline Only	Superb! Could you pleas share the seat number? Could there be anything else i may help with/
Public	Great news Laksh! You'll be assigned to A9 window seat. Anything more queries I might know?
Private	Great news! Please allow me a moment, I'll get this done to you in your allotted time for your flight, could you please let us share the booking confirmation code please? Would there be anything that would help you today?
JFT, Keyword	Alright. I've a good news for your seat. Could you please stay with us. I don't careasce any further queries. Thank you! :). Bye :)
RS, Keyword	Awesome! Could I provide you with your current and last name please?
JFT, RoBERTa	Thank You! Please allow me for a moment to proceed further and check for your details. Please give a moment while i check.
RS, RoBERTa	Super, please help for me with the correct email associated with that.

Table 4: Dialog utterances generated by models in Section 6.4 when given the same input context from the AIRLINE domain test dataset. The Public model leaks sensitive tokens from the INSURANCE domain. All other outputs remain in the AIRLINE domain but vary in their degree of specificity, relevance, and correctness.